



👉 [Start Here \(https://canvas.txstate.edu/courses/1301001/modules/6073038\)](https://canvas.txstate.edu/courses/1301001/modules/6073038)


📄 [Syllabus \(https://canvas.txstate.edu/courses/1301001/assignments/syllabus\)](https://canvas.txstate.edu/courses/1301001/assignments/syllabus)

[Course Pacing Guide \(https://canvas.txstate.edu/courses/1301001/files/132781751/download?wrap=1\)](https://canvas.txstate.edu/courses/1301001/files/132781751/download?wrap=1)

## Welcome to SPAN 2320

### Intermediate Spanish II

#### New to the course?

- Be sure to familiarize yourself with the [Syllabus](#) and *review the information carefully*.  
Be sure to fill out the [Course Pacing Guide](#). You must submit it as your first assignment before
- you will be able to proceed with this course.  
Click [Start Here](#) to begin your course. 

**Returning to the course?** Click **Modules** in course navigation resume where you left off.

#### Important reminders:

- This is a **6-month, online, correspondence self-paced course**.
- **All submissions, including exams, must be completed by the course expiration date.** When you registered for the course, you were sent an email to your Texas State account indicating registration and expiration dates.

- **You may not submit more than 2 assignments per week, unless you receive prior approval from your instructor.**
- After you have submitted all assignments for *Lecciones 6-8*, you will take Exam 1, and after you have submitted the assignments for *Lecciones 9 and 10*, you will take the *Exam 2*. Following the *Exam 2*, you will submit an additional assignment for grading, the *Course Review Assignment*, and take the comprehensive *Final Exam*.

**At the end of the course, you will be asked  
to complete a brief course evaluation.  
Your input will help improve the course.**

# SPAN 2320 Online Correspondence Texas State University



[SPAN 2320 Online Correspondence Texas State University.pdf](#)

## Contact Your Instructor

**Name:** Carla P. Greszler-Gómez

**Email:** [cg1277@txstate.edu](mailto:cg1277@txstate.edu)

**Phone:** 512.245.2322


**Office:** ASBN 302

**Office Hours:** By appointment only

[Meet Your Instructor](#)

## Course Description

### SPAN 2320. Intermediate Spanish II.

More advanced practice in all language skills with greater emphasis on reading within a Spanish cultural framework. (MULT) 

Prerequisite: [SPAN 2310](#) with a grade of "C" or better.

**3 Credit Hours. 3 Lecture Contact Hours. 0 Lab Contact Hours.**

**Course Attribute(s):** Multicultural Content

**Grade Mode:** Standard Letter

**TCCN:** SPAN 2312

SPAN 2320 Intermediate Spanish II is designed to help students improve both their oral and written skills, expand their vocabulary, consolidate their grammar knowledge, and gain a deeper understanding of Hispanic culture. The final goal is to provide students with the necessary tools to communicate accurately, both in form and content by enhancing speaking, listening, reading, and writing skills through targeted and engaging online learning activities.

## Required Course Materials

**Textbook:** *Conexiones: Comunicación y cultura*, 6th Edition with MyLab

Authors: Eduardo J. Zayas-Bazán, Emerita, University of Cincinnati

Susan Bacon, Dulce M. García, The City College of New York, C.U.N.Y

©2020 | Pearson

[Click here for Textbook/MySpanishLab purchasing instructions](#)

**Additional Course Requirements:** LinguaMeeting Virtual Chat 3 Sessions Package (\$20).

<https://www.linguameeting.com/>

[Click here to view instructions for purchasing the LinguaMeeting package.](#) 

*Additional information for each LinguaMeeting assignment will be provided in Canvas>Modules.*

## Course Policies

- [Assignment Descriptions/Weights](#)
- [Course Organization](#)
- [Course Pacing](#)

## Student Resources

- [Technical Requirements and Assistance](#)
- [Tips for Success](#)
- [Students Requiring Accommodation Through the Office of Disability Services](#)
- [Free Tutoring Resources](#)
- [Recommended Language Learning Tools and Resources](#)

# 6.1 Objetivos

---



## Lesson Objectives

**This lesson will prepare you to perform the following tasks in Spanish:**

- Compare the past with the present
- Express how long an action has been going on and how long ago an action happened
- Identify various elements of Hispanic Culture

[Open Chapter 6 Vocabulary Flash Cards in a new window.](#)

## 6.1 Lecturas y tutoriales de gramática

---



### Lesson Readings & Grammar Tutorials

**Required Reading:** To open your Conexiones eText, click the **MyLab and Mastering** link in your Canvas toolbar to launch MySpanishLab. Then, open your *Conexiones* eText, and read the pages listed below to learn the vocabulary and grammar topics in this lesson.

**Grammar Tutorials:** Click the links below to view the grammar tutorials for each topic before you submit your *tareas de evaluación* for this lesson.

Topic	eText Link	Grammar Tutorials
La igualdad de oportunidades (vocabulario)	eText p. 213	<ul style="list-style-type: none"><li>To practice your pronunciation, open the vocabulary list in your eText. Click on each highlighted word to listen to the pronunciation of each word, then repeat what you hear out loud.</li></ul>
The preterit and imperfect	eText p. 217	<ul style="list-style-type: none"><li><a href="#">Spanish Grammar Tutorial: Preterit</a> <sup>↗</sup></li><li><a href="#">Spanish Grammar Tutorial: Use of the Imperfect</a> <sup>↗</sup></li><li><a href="#">Spanish Grammar Tutorial: Summary of Uses of Preterit and Imperfect</a> <sup>↗</sup></li></ul>
Expressions with <i>hacer</i> and <i>desde</i>	eText p. 221	<ul style="list-style-type: none"><li><a href="#">Spanish Grammar Tutorial: Hacer in Time Expressions</a> <sup>↗</sup></li><li><a href="#">Spanish Grammar Tutorial: Desde in Time Expressions</a> <sup>↗</sup></li></ul>

Load MySpanishLab Assignments - [Click Here to View Assignments in Chapter Folder](#) in a new window.



## 6.1 | Tarea oral | Hace cuánto tiempo que tú...?

### INSTRUCCIONES:

- [Click here for instructions to submit an audio/video assignment in Canvas.](#)
- **Required Video Length:** 45 Seconds Minimum
- [Guidelines for Oral Assignments & Assessments](#)

Submit a video recording to express how long ago you did each of the following activities. Be sure to answer in Spanish as shown in the model provided in the box below.

¿Hace cuánto tiempo que hiciste estas actividades?

1. viajar en avión
2. visitar a tus abuelos
3. preparaste la cena
4. recibir una carta en el correo
5. conocer a tu mejor amigo/a
6. sacar una "A" en un examen
7. ver una película en el cine
8. ir al zoológico
9. sacar tu licencia de conducir
10. comprar un carro nuevo

### Objectives:

- Express how long ago an action or event happened

### Resources:

- [6.1 Lecturas y tutoriales de gramática](#)
- **Modelo:** comprar ropa nueva > Hace un mes que compré ropa nueva. Compré una blusa en el centro comercial.

**Points** 100

**Submitting** a media recording or a file upload

Due	For	Available from	Until
-	Everyone	-	-

## 6.1 | Tarea de escritura | ¿Cómo eras antes y cómo eres hoy?

### INSTRUCCIONES:

- Answer the questions below in a Word document, then save the document and [follow these instructions to upload your file](#).
- [file](#). Do not use online translators to complete this writing assignment.
- You will not be penalized if you are unable to include Spanish accents and special characters.

Write a paragraph (20 sentences minimum) *en español* to compare how you used to be as a child and how you are now. Be sure to mention the information below:

- How have you changed? Do you look or act differently?
- What was important to you then, and what is important to you now?
- Have your relationships or attitudes changed toward any of the things you liked or disliked as a child?
- Mention the movies, music, foods, or television shows you used to like as a child and how you feel about them now.
- Lastly, mention at least one thing that you have liked or disliked since you were a child using an expression with *desde*.

### Objectives:

- Compare the past with the present
- Express how long an action has been going on and how long ago an action happened

### Resources:

- [6.1 Lecturas y tutoriales de gramática](#)
- **Ejemplos:**
  - Cuando yo era pequeño/a, yo era \_\_\_\_, pero ahora soy \_\_\_\_.
  - Antes no me gustaba \_\_\_\_, pero ahora \_\_\_\_.
  - Cuando era niño/a me importaba \_\_\_\_, pero ahora \_\_\_\_.
  - Desde que yo era pequeño/a nunca me ha gustado \_\_\_\_\_.
  - Desde que yo era pequeño/a siempre me ha gustado \_\_\_\_\_.

**Points** 100

**Submitting** a file upload

Due	For	Available from	Until
-	Everyone	-	-

## 6.2 Objetivos

---



### Lesson Objectives

**This lesson will prepare you to perform the following tasks in Spanish:**

- Answer the questions *Why?* and *What for?* using *por* and *para*
- Describe actions and ideas without attributing them to anyone in particular
- Discuss race, gender, and cultural identity

[Open Chapter 6 Vocabulary Flash Cards in a new window.](#)

## 6.2 Lecturas y tutoriales de gramática




---



### Lesson Readings & Grammar Tutorials

**Required Reading:** To open your Conexiones eText, click the **MyLab and Mastering** link in your Canvas toolbar to launch MySpanishLab. Then, open your *Conexiones* eText, and read the pages listed below to learn the vocabulary and grammar topics in this lesson.

**Grammar Tutorials:** Click the links below to view the grammar tutorials for each topic before you submit your *tareas de evaluación* for this lesson.

Topic	eText Link	Grammar Tutorials
La diversidad étnica y de género (vocabulario)	eText p. 229	<ul style="list-style-type: none"><li>To practice your pronunciation, open the vocabulary list in your eText. Click on each highlighted word to listen to the pronunciation of each word, then repeat what you hear out loud.</li></ul>
The uses of <i>por</i> and <i>para</i>	eText p. 233	<ul style="list-style-type: none"><li><a href="#">Spanish Grammar Tutorial: Por and Para</a> </li></ul>
Impersonal and passive constructions with <i>se</i>	eText p. 240	<ul style="list-style-type: none"><li><a href="#">Spanish Grammar Tutorial: Impersonal se</a> </li><li><a href="#">Spanish Grammar Tutorial: Passive Voice with se</a> </li></ul>

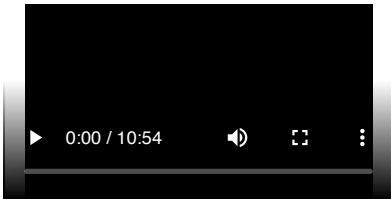
Load MySpanishLab Assignments - [Click Here to View Assignments in Chapter Folder](#) in a new window.

## 6.2 | Reflección cultural | La identidad cultural y lingüística

### INSTRUCCIONES:

- Click **SUBMIT** to open the text editor and submit a **written response** (250 words minimum) or create a **video response** (2 minutes minimum) for this assignment.
- [Click here for instructions to submit an audio/video assignment in Canvas.](#)
- You may submit this assignment in English or Spanish.

### 1. Watch the video below to learn about Mauricio's heritage.



### 2. After watching and reflecting on the cultural topics mentioned in the video, submit a brief response to the questions below.

1. Según el video, ¿desde qué edad se recomienda empezar una educación bilingüe? ¿Por qué?
2. ¿Desde cuándo ha sido posible estudiar otras lenguas en las escuelas públicas en tu estado?
3. ¿Cuáles lenguas se enseñaban en tu escuela primaria o secundaria?
4. ¿En tu ciudad hay programas de educación bilingüe en las escuelas públicas?
5. ¿Crees que es importante ofrecer programas de educación bilingüe en las escuelas públicas?
6. ¿Cuál es la herencia cultural de Mauricio?
7. ¿Cuál es tu herencia cultural?
8. Para ti, ¿es importante mantener un vínculo con las tradiciones lingüísticas y culturales de tus padres o de tus abuelos? ¿Por qué?
9. ¿Crees que el idioma que hablas define tu identidad cultural? ¿Por qué?
10. ¿Alguna vez has participado en un evento que celebra la diversidad cultural o lingüística en tu ciudad? Describe el evento. Si nunca has participado, explica por qué te gustaría participar.

#### Cultural Objectives:

- Identify and compare elements of Hispanic Culture

#### Resources:

- [6.1 Lecturas y tutoriales de gramática](#)
- [6.2 Lecturas y tutoriales de gramática](#)

**Points** 100

**Submitting** a text entry box, a media recording, or a file upload

Due	For	Available from	Until
-	Everyone	-	-

# MySpanishLab Quiz - Capítulo 6



Open MyLab & Mastering

Home

Grade Sync

Help & Support

Home

Grade Sync

Help & Support



Student Links

[MyLab and Mastering Course Home](#)

[Pearson Announcements](#)

[More...](#)



Grade Sync

[Go to grade sync settings](#)



Help & Support