

**Texas Parks & Wildlife
Department
Hunter Education
Program**

Hunter Education in TX

Parks and Wildlife Code

- Section 62.014 – SB 504 in 1987
- TPWD Commission may establish mandatory program
- Commission Rule/Implementation June 1988
- Based on *Voluntary Program in TX (1972-1988)*

Texas Administrative Code

- Title 31, Part 2 TPWD, Chapter 51 Executive
- Subchapter D Education, Rule § 51.80 Hunter Ed
- Amended Sept. 19, 2013, 38 Tex Reg 6218
- Fees – Chap. 53, Subchapter A, Div. 3, Rule § 53.50
- Hunter Ed - \$15.00; Deferred Option \$10.00

Hunter Education in TX

Highlights of the TX HE Law

- Requires persons to possess certificate or other evidence while hunting....
- Affects ***hunters born on or after Sept. 2, 1971:***
 - Under 9 – must be accompanied
 - 9 thru 16 – must pass or course OR be accompanied
 - Age 17 or older – pass course OR purchase a one-time “deferral” good for current license season
- Defines ‘Accompanied’ – 17+ w/ HE or exempt
- Certification NOT required to purchase a license

Hunter Education in TX

Ways to Take Hunter Education

- Classroom – 6 hours of basic instruction
- Online + Field Course (4 Hr. Min. Skill Exercises)
- Online-Only – Available to those 17 years +
- 2800 Instructors; 60,000 certifications annually
- 1.2 million have taken HE since 1972

- www.tpwd.texas.gov – TPWD Web Site

- TPWD Hunter Education Web Site :
<https://tpwd.texas.gov/education/hunter-education>

Why is it important to take Hunter Education?

1. To reduce hunting and shooting related injuries and fatalities.
2. To develop safe and ethical behavior.
3. To learn and follow Texas law.
4. To continue the heritage of hunting.

Hunting & Firearm Safety

- Good judgment before and during hunting is critical to being a safe hunter.
- You are responsible for your behavior and the consequences to yourself, to others, to wildlife and to property.

The 4 Primary Rules of Firearm Safety

1. Always point the muzzle in a safe direction.
2. Treat every firearm (or bow) with the respect due a loaded firearm.
3. Be sure of your target, and what is in front of and beyond it.
4. Keep your finger off the trigger until you are ready to shoot.

Common Causes of Hunting Incidents

HUNTER JUDGMENT

- Victim out of sight /moved into shooter's line of fire
- Victim covered by shooter swinging on game
- Victim mistaken for game
- Horseplay with loaded firearm
- Use of alcohol or drugs

CARELESS FIREARM HANDLING

- Improper Loading/Unloading gun
- Dropped firearm
- Discharge of firearm in or around vehicle
- Improper crossing of an obstacle
- Walking with loaded firearm

Actions

The action of a firearm is made of parts that load, fire, eject and/or unload the cartridge or shotshell.



How far can a bullet travel?

Type	0 mile	1	1.5	2	2.5	3	3.5	4	4.5	5 miles
.22 Short										
.22 LRHV										
.22 Mag										
.243										
.257										
.270										
7MM										
.30-30										
.30-06										
300 Sav										
300 Win										
Mag										
.303										
.308										
.338										
.35 Rem										
.45-70										

Safely Storing & Transporting Firearms



Firearms should be stored unloaded, lightly oiled, in a locked location and separate from ammunition.

Use Eye and Ear Protection



Wearing eye and ear protection is mandatory at the shooting range.

Wearing eye and ear protection is a wise choice when hunting, especially when bird hunting.

Tree Stand Safety

When hunting in a tree stand you should always use an approved Fall Arrest System.



Safe Firearm Carries



No matter the carry, maintain safe muzzle control, safety on, and finger off trigger.

Safe Zone of Fire




Be ready to adjust as conditions dictate. When in doubt pass on taking a shot.

Reasons for Hunting Laws

- 1. Public Safety
- 2. Conservation of Natural Resources
- 3. Fair Share
- 4. Equal Opportunity
- 5. Fair Chase

Texas Laws and Regulations

Most of the hunting regulations are published each year in the *Outdoor Annual*. Rules and regulations change, and you must be up-to-date on those changes. Always read the current issue to know these changes and be sure to check the specific county listing where you hunt.



Valid Texas Hunting License



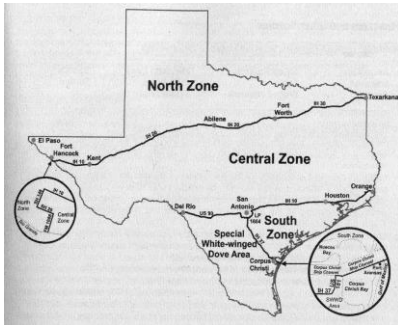
You must have a current and valid Texas hunting license to hunt in Texas. Hunting some animals also requires specific "stamps" or endorsements.

Personal Identification



While hunting , fishing or trapping, persons 17 years of age or older must carry on their person a driver's license or personal identification certificate (issued by the Department of Public Safety).

Zones



OA- page 70 & 71

Duck Daily Bag Limit

6 in the aggregate, which may include no more than:
5 mallards (only two may be hens) 3 wood ducks
3 scaup 2 redheads
2 pintail 1 canvasback
1 "dusky" duck (Mottled duck, Mexican like duck, black duck and their hybrids)- season for "dusky" ducks closed first five days season in each zone.

For all other species not listed, the bag limit shall be 6.

Duck Possession Limit

Three times the daily bag limit (after second day of season).

Correctly Tagging

If a game animal requires it, a tag should be completed and secured to the animal immediately after the kill. Cut out month and day, write ranch and county with pen on the tag.



White-tailed Deer Harvest Log

If needed, complete the White-tailed Deer Harvest Log on the back of the license.


CUT OUT TAG DATE	WHITE-TAILED DEER LOG (PRINT USING INK ONLY)			
	Whitetail Only	County Name	Property Name	Date
Antlerless Only <input type="checkbox"/>	_____	_____	_____	__/__/__
Antlerless Only <input type="checkbox"/>	_____	_____	_____	__/__/__
Antlerless <input type="checkbox"/> Buck <input type="checkbox"/>	_____	_____	_____	__/__/__
Antlerless <input type="checkbox"/> Buck <input type="checkbox"/>	_____	_____	_____	__/__/__
Antlerless <input type="checkbox"/> Buck <input type="checkbox"/>	_____	_____	_____	__/__/__

*Check this box () above, in addition to the "buck" box, if the buck has a 13" or greater inside antler spread, and was harvested in one of the antler restriction counties. See Outdoor Annual for county regulations.

Antler Restrictions

Check the *Outdoor Annual* to see if the county where you hunt has antler restrictions.

• **Definition of a point:** A point is a projection that extends at least one inch from the edge of a main beam or another tine. The tip of the main beam is also a point.



Legal Transportation of Game

- Tagged to final destination
- Proof of sex
- Legal Quartering
- Proof of Species- (waterfowl)
- Wildlife Resource Document- transfer of game

Proof of Sex: Deer, Antelope

It is unlawful to possess a deer or pronghorn antelope with proof of sex removed unless the deer or antelope is at a final destination and has been quartered. Proof of sex for deer or antelope is: the head (skinned or unskinned) of a buck deer with antlers attached; the head (skinned or unskinned) of an antlerless deer; the unskinned head of a pronghorn antelope; or a completed Managed Lands Deer Permit (MLD), Landowner Assisted Management Permit (LAMPS), Antlerless Mule Deer Permit, TPWD Drawn Hunt Legal Deer Tag, or Antlerless and Spike-buck Control Permit.

Legal Firearms



Fully automatic firearms are illegal for hunting.

White-tailed deer, mule deer, desert bighorn sheep, and pronghorn antelope may **not** be hunted with rimfire ammunition of any caliber.



Nontoxic Shot



While hunting waterfowl only nontoxic shot is legal.
 Have NO LEAD in possession!!!

A Game Warden's Authority

- Texas Game Wardens are certified state peace officers.
- ***Their priority is the enforcement of all hunting and fishing laws and regulations.***
- Game Wardens also protect and serve the public of the State of Texas by enforcing all other state laws and have the authority to do so anywhere within the boundaries of Texas.

A Game Warden's Authority

- Game Wardens may enter onto any land or water to conduct inspection of licenses or equipment used by individuals participating in an activity or believed to have been participating in an activity regulated by law.
- Game Wardens may also inspect wildlife resources taken or possessed by individuals.

Ethical Hunters

- Make every effort for quick, clean kills.
- Try to minimize pain and suffering of animals.
- Do not waste meat and usable parts.
- Follow game laws and regulations.
- Handle firearms safely and insist others do, too.
- Leave the land better than they find it.

Image Matters



Respect for Landowners

95% of the land in Texas is privately owned.
Hunters need to respect the rights of private
landowners and abide by their rules.

Be an accurate shooter

Good marksmanship is hitting the spot where you are aiming on your target again and again.
Practice often at a shooting range.

Shots to the Vital Areas

The heart and lungs are the vital organs.
Learn where the vital organs are located inside the animal you are hunting.
Aim for the vital organs for a clean, ethical kill.

Field Care of Game

Proper cleaning and processing harvested game will insure high quality meat for the table.



Bacteria spoils meat. Three factors increase the growth of bacteria: heat, moisture & dirt.
Cool down ASAP.

Shoot or Don't Shoot?


You're spring turkey hunting. These gobblers have stopped 40 yards away. You try more turkey calls but they will not come closer.

- 1. Is it safe?
- 2. Is it legal?
- 3. Is it ethical?



Outdoor Safety/Survival

- 1. Mental Awareness- if lost, admit it- *Make a plan.*
- 2. First Aid
- 3. Shelter
- 4. Fuel- fire
- 5. Signalling
- 6. Water
- 7. Food



The Hunter's Role in Wildlife Conservation

"The central thesis of game management is this: game can be restored by the creative use of the same tools which have heretofore destroyed it- ax,

plow, cow, fire, and **gun**." Aldo Leopold

➤ 1937- Congress approves the Federal Aid in Wildlife Restoration Act, also known as the Pittman-Robertson Act.

➤ Other similar laws passed, now known collectively as Wildlife and Sport Fish Restoration (WSFR) programs.

➤ **Money collected by federal government through excise taxes on sporting arms, ammunition, archery and fishing equipment is distributed back to states by the U.S. Fish & Wildlife Service.**

WSFR has provided over \$12 billion nationwide to:

- Restore wildlife habitat
- Fund wildlife management
- Conduct research
- Support for Hunter Education

Now, go hunting!

TPWD Public Hunting Lands

- \$48- Annual Public Hunting Permit: year-round hunting on nearly one million acres of land.
- Public Hunt Drawing System- wide variety of supervised, drawn hunts for adults and youth hunters.
- Go to: www.tpwd.state.tx.us/huntwild/hunt/public/

Texas Youth Hunting Program

- Guided hunts for youths 9 through 17 yrs. of age.
- Must be accompanied by parent or guardian.
- Must be certified in Hunter Education
- Go to: www.tyhp.org or search online for "Texas Youth Hunting."
