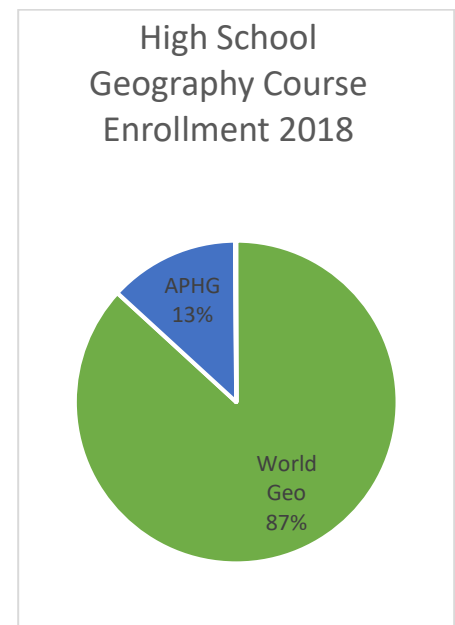
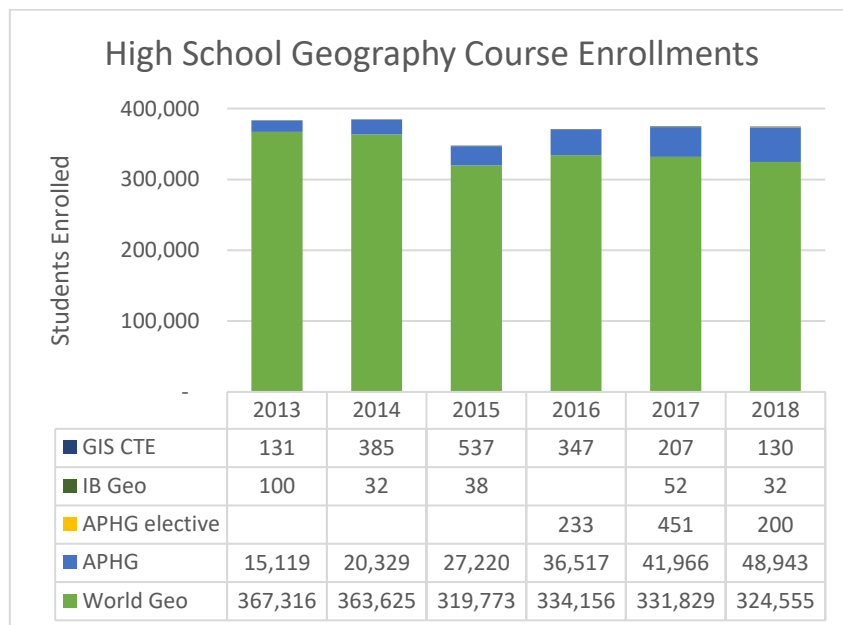


# GEOGRAPHY IN THE TEXAS K-12 CURRICULUM (2018)

Several key factors affect the state of K-12 geography education in Texas. Geography standards are specifically included as a strand in the social studies Texas Essential Knowledge and Skills (TEKS) standards for grades K-12. The science standards also include a substantial amount of physical geography, especially fifth grade science, and three geospatial technology courses are approved as innovative Career Technology Education courses by the Texas Education Agency. In addition to the social studies geography strand, Texas offers five options for high school geography courses: World Geography Studies (one credit), Pre-AP World Geography (one credit), AP Human Geography (Wrld Geog) (one credit), AP Human Geography (Elective) (half credit), and International Baccalaureate Geography.

## ENROLLMENT AND TEACHER FTE FOR GEOGRAPHY STRAND COURSES

2017-2018	GRADE LEVEL	TEACHER FTE COUNT	COURSE ENROLLMENT
Social Studies	Grades K-5	14,235.36	2,047,813
Social Studies	Grades 6-8	9,328.1	1,185,567
World Geography Studies (3320100)	Grades 9-12	2,477.91	324,555
World History (3340400)	Grades 9-12	2,307.92	295,479
U.S. History Studies Since 1877	Grades 9-12	2,466.07	288,002
United States Government	Grades 9-12	1,284.44	152,354
AP Human Geography (A3360100/A3360200)	Grades 9-12	322.13	49,143
	<b>TOTALS</b>	<b>32,421.93</b>	<b>4,342,913</b>
<a href="http://tea.texas.gov/Reports_and_Data/Educator_Data/">http://tea.texas.gov/Reports_and_Data/Educator_Data/</a> (accessed 2018.04.25)			



Data accessed 2018.04.25 <https://rptsvr1.tea.texas.gov/adhocrpt/adfte.html>. In 2017-18, GIS CTE courses are taught in Flour Bluff ISD, Gregory-Portland ISD, Houston ISD, Ingleside ISD, and Irving ISD.

## EDUCATIONAL POLICY CHANGES AND UPDATES

(as of April 25, 2018)

### SOCIAL STUDIES TEKS STREAMLINING

[From TEA](#): The State Board of Education (SBOE) has legislative authority to adopt the Texas Essential Knowledge and Skills (TEKS) for each subject of the required curriculum. In June 2017, the SBOE approved a process that will be used to streamline the social studies TEKS. Feedback will be accepted in response to work group drafts throughout the streamlining process. Comments on the drafts will help to inform future work groups' recommendations. Final approval is expected in November 2018. [View the process.](#) [Learn more about the streamlining.](#)

### HOUSE BILL 22 ACCOUNTABILITY DECISIONS FRAMEWORK (as of April 10, 2018)

The HB 22 accountability framework sets the stage for a significant change in the way the state of Texas examines school performance. In previous years, AP/IB enrollment was a component of the postsecondary readiness domain. The 2018 Accountability Decisions are based on three domains: Student Achievement, School Progress, and Closing the Gaps. Within these domains, Advanced Placement (AP) and International Baccalaureate (IB) social studies courses are factors in the College, Career, and Military Readiness (CCMR) component. This 2018 framework changes *enrollment in an AP/IB course* to *"meet criteria" on the AP or IB examination* as college, career, and military readiness.

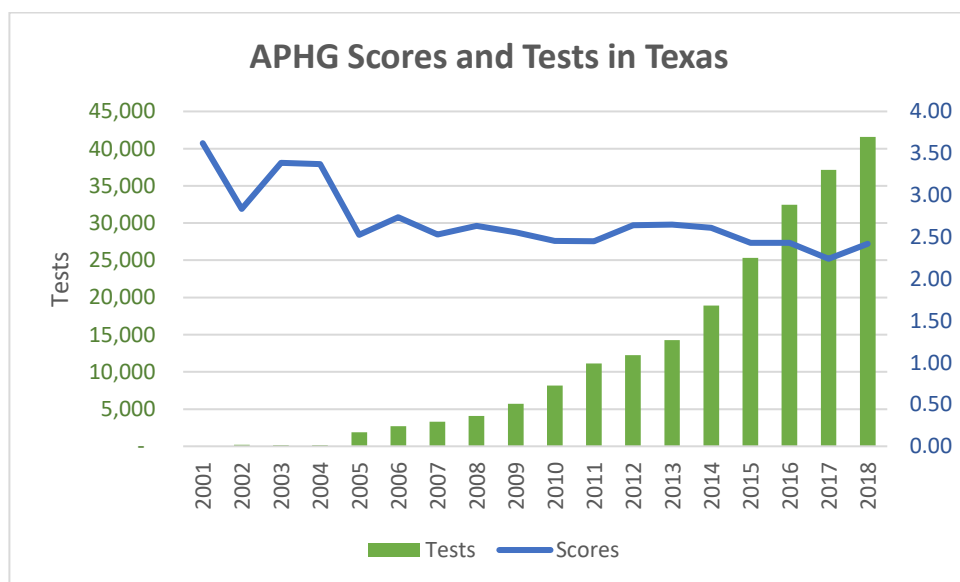
Student Achievement		
Component	Description	Rationale
College, Career, and Military Readiness (CCMR)	Meet Criteria of 3 on AP or 4 on IB Examination in Any Subject	Research shows a correlation between first year persistence in higher education for students who meet the criteria on an AP/IB examination, consistent with the college ready threshold for SAT/ACT/TSIA. Including any subject area is in response to stakeholder feedback.
Other CCMR component descriptions include:		
<ul style="list-style-type: none"><li>• Meet Reading TSI Criteria on TSIA, ACT, SAT, or Complete and Receive Credit for a College Prep Course in ELA and Meet Mathematics TSA Criteria on TSIA, ACT, SAT, or Complete and Receive Credit for a College Prep Course in Mathematics</li><li>• Earn Three House of Dual-Course Credits in ELA/Mathematics or Nine Hours in Any Subject (includes technical courses)</li><li>• Enlist in the U.S. Armed Forces</li><li>• Earn an Approved Industry-Based Certification</li><li>• Earn an Associate's Degree while in High School</li><li>• Graduate with Completed IEP and Workforce Readiness</li><li>• CTE Coherent Sequence Coursework Completion and Credit Aligned with Approved Industry-Based Certifications (one-half point credit in the formula below)</li></ul>		
CCMR One point is given for each annual graduate who accomplishes any one of the CCMR indicators except for CTE coherent sequence graduates. The CCMR component is calculated by dividing the total points (cumulative number of CCMR graduates) by the number of annual graduates. CCMR is 40% of the Student Achievement Domain Calculation.		
<a href="https://tea.texas.gov/2018AccountabilityDevelopment/">https://tea.texas.gov/2018AccountabilityDevelopment/</a>		

## OVERVIEW OF AP HUMAN GEOGRAPHY IN TEXAS – UPDATED 2018.11.01

Despite the College Board’s statement that most 9<sup>th</sup> grade students are [not prepared for college-level coursework](#), AP Human Geography (APHG) continues to be offered and tested in 9<sup>th</sup> grade. Sixty-three percent of advanced placement exams taken by 9<sup>th</sup> graders in the nation were taken in human geography. ([AP Program Summary Report 2018](#)) Texas accounted for over 25% of the national increase in the APHG test takers in 2018.

In Texas there are two options for APHG: a half credit elective, which may be taken in addition to World Geography Studies, and a one-credit substitute for the World Geography Studies course that must include the World Geography TEKS. In 2018, 87% of students enrolled in a high school geography course took the World Geography Studies course with the remaining 13% taking APHG. Texas’ participation in the APHG continues to grow significantly each year, from 29 exams taken in 2001 to 41,579 exams in 2018.

The HB 22 accountability framework sets the stage for a significant change in the way the state of Texas examines school performance. In previous years, AP/IB enrollment was a component of the postsecondary readiness domain. This 2018 framework changes *enrollment in an AP/IB course* to “*meet criteria*” on the AP or IB examination as one of many measures for college, career, and military readiness.



Texas	
APHG	Mean Score
All	2.42
Males	2.49
Females	2.36
12 <sup>th</sup> Grade*	3.03
11 <sup>th</sup> Grade**	2.81
*850 tests, **1,368 tests	
Other Social Studies (Texas, Nation)	
AP World History	2.49 2.78
AP U.S. History	2.38 2.66
AP Govt & Pol (U.S.)	2.31 2.70
AP Eco (Macro)	2.37 2.96

Texas Summary 2018 – Human Geography. AP Score Distributions by Total and Ethnic Group.										
AP SCORE	American Indian/ Alaska Native	Asian	Black	Hispanic/ Latino	Native Hawaiian / Other Pac Isl	White	Two or More Races	No Response	Texas Total	National Total
5	3	1,361	117	559	2	1,673	185	109	4,009	28,261
4	14	1,626	274	1,509	6	2,885	266	127	6,707	43,009
3	26	1,334	445	2,415	9	3,112	331	207	7,879	46,669
2	20	884	513	2,846	10	2,355	257	192	7,077	36,803
1	55	914	1,493	9,706	15	2,810	384	530	15,907	62,041
<b>Total</b>	118	6,119	2,842	17,035	42	12,835	1,423	1,165	41,579	216,783
<b>MEAN SCORE</b>	2.07	3.27	1.95	1.85	2.29	2.86	2.73	2.22	2.42	2.72
<b>% score 3 or above</b>	36%	71%	29%	26%	40%	60%	55%	38%	45%	54%

Accessed 2018.11.01 from <https://research.collegeboard.org/programs/ap/data/participation/ap-2018>

### Questions?

Feel free to contact us at [tage.geography@txstate.edu](mailto:tage.geography@txstate.edu) or 512.245.3827.