



TEXAS STATE UNIVERSITY SYSTEM

Investment Report
Quarter Ending August 31, 2017

Texas State University System Consolidated Institutions
OPERATING & NON OPERATING QUARTERLY INVESTMENT REPORT
PERIOD ENDING 08/31/2017 (TRADE DATE FULL ACCRUAL BASIS)

Agency/Description	Beginning Market Value As of 05/31/17	Ending Market Value As of 08/31/17	Book Balance As of 08/31/17	Quarter Ending 08/31/17 Investment Income	Return
<u>Operating Short-Intermediate</u>					
Lamar University	\$ 67,818,286.51	\$ 73,524,890.40	\$ 73,605,536.16	\$ 142,336.29	0.20%
Sam Houston State University	\$ 94,802,940.56	\$ 99,161,571.25	\$ 99,419,475.70	\$ 275,866.42	0.34%
Sul Ross State University	\$ 16,370,047.39	\$ 16,885,440.26	\$ 16,885,440.26	\$ 37,676.60	0.24%
Texas State University	\$ 268,287,649.77	\$ 361,428,300.45	\$ 361,525,331.42	\$ 723,297.82	0.16%
Lamar Institute of Technology	\$ 6,140,761.74	\$ 6,039,789.20	\$ 6,039,789.20	\$ 9,950.35	0.15%
Lamar State College - Orange	\$ 26,319,591.38	\$ 26,063,662.54	\$ 26,063,662.54	\$ 63,882.67	0.24%
Lamar State College - Port Arthur	\$ 9,820,334.51	\$ 11,699,569.73	\$ 11,699,569.73	\$ 26,687.11	0.23%
Texas State University System Office	\$ 8,862,017.24	\$ 10,519,989.62	\$ 10,519,989.62	\$ 21,296.57	0.22%
<u>Operating Short-Intermediate Total</u>	\$ 498,421,629.10	\$ 605,323,213.45	\$ 605,758,794.63	\$ 1,300,993.83	0.20%
				Merrill Lynch 6 Month T-Bill	0.34%
<u>Operating Long</u>					
Lamar University	\$ 1,836.88	\$ 1,590.44	\$ 1,589.22	\$ 3.58	0.01%
Sam Houston State University	\$ 41,220,503.71	\$ 42,016,714.85	\$ 41,367,684.46	\$ 282,377.86	1.87%
Sul Ross State University	\$ 4,950,351.64	\$ 4,961,639.92	\$ 4,961,639.92	\$ 11,287.44	0.25%
Texas State University	\$ 80,870,192.14	\$ 81,261,090.10	\$ 80,912,012.41	\$ 679,221.34	0.53%
Lamar Institute of Technology	\$ -	\$ -	\$ -	\$ -	-
Lamar State College - Orange	\$ -	\$ -	\$ -	\$ -	-
Lamar State College - Port Arthur	\$ -	\$ -	\$ -	\$ -	-
Texas State University System Office	\$ -	\$ -	\$ -	\$ -	-
<u>Operating Long Total</u>	\$ 127,042,884.37	\$ 128,241,035.31	\$ 127,242,926.01	\$ 972,890.22	0.96%
				ML 1-3 Year Treasury	0.32%

Texas State University System Consolidated Institutions
OPERATING & NON OPERATING QUARTERLY INVESTMENT REPORT
PERIOD ENDING 08/31/2017 (TRADE DATE FULL ACCRUAL BASIS)

Agency/Description	Beginning Market Value As of 05/31/17	Ending Market Value As of 08/31/17	Book Balance As of 08/31/17	Quarter Ending 08/31/17 Investment Income	Return
<u>Bond Proceeds</u>					
Lamar University	\$ 82,692,016.38	\$ 69,024,555.99	\$ 69,024,555.99	\$ 192,360.30	0.25%
Sam Houston State University	\$ 39,283,052.55	\$ 25,420,430.10	\$ 25,420,430.10	\$ 72,601.14	0.23%
Sul Ross State University	\$ 6,347,326.31	\$ 6,362,560.08	\$ 6,362,560.08	\$ 15,233.77	0.24%
Texas State University	\$ 225,786,345.09	\$ 191,635,630.89	\$ 191,635,630.89	\$ 563,647.40	0.11%
Lamar Institute of Technology	\$ 9,291,926.00	\$ 4,352,450.24	\$ 4,352,450.24	\$ 15,973.49	0.21%
Lamar State College - Orange	\$ 5,455,317.19	\$ 2,176,988.99	\$ 2,176,988.99	\$ 7,964.11	0.23%
Lamar State College - Port Arthur	\$ 7,654,249.91	\$ 1,680,237.32	\$ 1,680,237.32	\$ 15,758.08	0.24%
Texas State University System Office	\$ -	\$ -	\$ -	\$ -	-
<u>Bond Proceeds Total</u>	\$ 376,510,233.43	\$ 300,652,853.61	\$ 300,652,853.61	\$ 883,538.29	0.15%
				Merrill Lynch 6 Month T-Bill	0.34%
<u>Grand Total</u>	\$ 1,001,974,746.90	\$ 1,034,217,102.37	\$ 1,033,654,574.25	\$ 3,157,422.34	0.28%

**Texas State University System Consolidated Institutions
ENDOWMENT QUARTERLY INVESTMENT REPORT
PERIODS ENDING 08/31/2017 (TRADE DATE FULL ACCRUAL BASIS)**

Allocation Current	Endowment	Market Value	Quarter Return	FYTD Return
100%	Total System Return	\$ 224,190,037	2.88%	11.30%
14.2%	Lamar University <i>29.9% Russell 3000, 29.5% MSCI EAFE, 5.5% FTSE NAREIT , 13.5% Blmbg Int. Gov't, 15% ML All Invest ex Man VOA1, 6.7% at 0% Annual Return.</i>	31,785,270	2.63% 2.58%	8.76% 9.84%
48.5%	Sam Houston State University <i>*Currently the policy benchmark is a blend of 29% S&P 500, 24% Russell 2500, 9% MSCI EAFE, 5% S&P Developed ex-US SC, 25.33% Blmbg Aggregate, 4.66% Blmbg Muni Bond, and 3% ML 6 Month T-Bill.</i>	108,703,134	3.26% 2.38%	12.16% 10.40%
8.6%	Sul Ross State University <i>*Currently the policy benchmark is a blend of 27% S&P 500, 24% Russell 2500, 7% MSCI EAFE, 7% S&P Developed Ex-US SC, and 35% Blmbg Aggregate.</i>	19,341,497	3.02% 2.41%	12.01% 10.36%
28.7%	Texas State University <i>*Currently the Total Blended Index consists of 23.1% S&P 500, 22.2% Russell 2500, 9.2% MSCI ACWI ex US, 5.5% S&P Developed SC Ex-US, 5% ML All Invest ex Man VOA1, 30% Blmbg Aggregate, 1% 91-Day T-Bill, and 4% ML 6 Month T-Bill.</i>	64,360,135	2.30% 2.53%	10.90% 10.76%
	Lamar Institute of Technology N/A	0	- N/A	- N/A
	Lamar State College - Orange N/A	0	- N/A	- N/A
	Lamar State College - Port Arthur N/A	0	- N/A	- N/A
	Texas State University System Office N/A	0	- N/A	- N/A

Index Listing	Quarter	FYTD
Russell 3000 - Domestic Equity	3.00%	16.06%
S&P 500 - Domestic Equity	3.01%	16.23%
MSCI EAFE - International Equity	2.71%	18.19%
FTSE NAREIT - Real Estate	3.88%	2.74%
Blmbg Aggregate - Fixed Income	1.23%	0.49%
Blmbg Int. Gov't - Fixed Income Government / Agency	0.67%	0.09%
Blmbg Credit - Fixed Income Corporates	1.84%	1.90%
Blmbg 3 Yr Muni - Fixed Income Municipal Bonds	0.56%	1.14%
91-Day T-Bill - Fixed Income Money Market	0.26%	0.62%
ML All Invest ex Man VOA1 - Convertibles	3.24%	21.72%
ML 1-3 Year Treasury - Fixed Income Money Market	0.32%	0.52%
Merrill Lynch 6 Month T-Bill - Fixed Income Money Market	0.34%	0.82%
Alerian MLP - Fixed Income MLP	-4.34%	-2.59%

Lamar University
OPERATING & NON OPERATING QUARTERLY INVESTMENT REPORT
PERIODS ENDING 08/31/2017 (TRADE DATE FULL ACCRUAL BASIS)

Agency/Description	Cusip Number	Purchase Date	Maturity Date	Beginning Market Value As of 05/31/17	Ending Market Value As of 08/31/17	Book Balance As of 08/31/17	Quarter Ending 08/31/17 Investment Income Return *	
--------------------	--------------	---------------	---------------	--	---------------------------------------	--------------------------------	---	--

Operating Short-Intermediate

Cash in Bank				\$ 12,655,163.96	\$ 31,491,964.04	\$ 31,491,964.04	\$ 1,505.24	0.01%	
Cash in Treasury				\$ 2,350,791.67	\$ 3,079,690.40	\$ 3,079,690.40	\$ 6,882.72	0.24%	
Cash in Bank Invest				\$ 1,885,745.06	\$ 1,886,033.37	\$ 1,886,033.37	\$ 288.31	0.02%	
Cash in Trustmark OPS	Fed Govt Oblig Funds (GO)			\$ 66,582.22	\$ 64,328.35	\$ 64,280.07	\$ 136.48	0.01%	
DFA 1YR DFIHX				\$ 20,176,042.92	\$ 20,239,418.67	\$ 20,239,458.82	\$ 63,375.75	0.31%	
Vanguard VSGDX				\$ 9,952,127.56	\$ 9,996,244.89	\$ 10,076,898.78	\$ 34,770.23	0.55%	
TexPool Series 0001	General Fund			\$ 10,713,318.27	\$ 3,726,765.97	\$ 3,726,765.97	\$ 13,447.70	0.23%	
TexPool Prime 0001				\$ 10,018,514.85	\$ 3,040,444.71	\$ 3,040,444.71	\$ 21,929.86	0.30%	
Totals				\$ 67,818,286.51	\$ 73,524,890.40	\$ 73,605,536.16	\$ 142,336.29	0.20%	
								6 Month T-Bill	0.34%

Operating Long


Cash in Trustmark OPL	Fed Govt Oblig Funds (GO)			\$ 1,836.88	\$ 1,590.44	\$ 1,589.22	\$ 3.58	0.01%	
Totals				\$ 1,836.88	\$ 1,590.44	\$ 1,589.22	\$ 3.58	0.01%	
								ML 1-3 Year Treasury	0.32%


Bond Proceeds


TexPool Series 002	Bond Series 2013			\$ -	\$ -	\$ -	\$ -	-	
TexPool Series 004	2017B Student Center			\$ 18,723,034.63	\$ 12,256,266.20	\$ 12,256,266.20	\$ 37,711.23	0.23%	
TexPool Series 005	2017A Science Bldg			\$ 49,824,170.30	\$ 43,103,551.01	\$ 43,103,551.01	\$ 113,162.53	0.24%	
TexPool Prime 002	Bond Series 2013			\$ 2,122,593.56	\$ 1,606,233.26	\$ 1,606,233.26	\$ 5,198.91	0.29%	
TexPool Prime 004	2017B Student Center			\$ 5,009,257.51	\$ 5,024,377.36	\$ 5,024,377.36	\$ 15,119.85	0.30%	
TexPool Prime 005	2017A Science Bldg			\$ 7,012,960.38	\$ 7,034,128.16	\$ 7,034,128.16	\$ 21,167.78	0.30%	
Totals				\$ 82,692,016.38	\$ 69,024,555.99	\$ 69,024,555.99	\$ 192,360.30	0.25%	
								6 Month T-Bill	0.34%

* Cash and Texpool returns may be impacted by Inflows and/or Outflows in the period and may not match published returns.

Lamar University investment portfolios comply with investment strategy expressed in Texas State University System Investment Policies and with relevant provisions of the Texas Public Funds Investment Act.



 Edward C. Ness
 VP for Finance and Operations


 Date


 Jamie Larson
 AVP for Finance


 Date


 Gregory Dowell
 Director Investment Services


 Date

Lamar University
ENDOWMENT QUARTERLY INVESTMENT REPORT
PERIODS ENDING 08/31/2017 (TRADE DATE FULL ACCRUAL BASIS)

Allocation Current	Mutual Fund / Manager	Market Value	Quarter Return	FYTD Return
100.0 %	Total Plan Composite	\$ 31,785,270	2.63%	8.76%
	<i>Total Blended Index</i>		2.58%	9.84%
59.4 %	All Equity Composite	\$ 18,867,191	3.73%	15.98%
	<i>Blended Equity Index</i>		2.86%	17.12%
29.9 %	Domestic Equity	\$ 9,503,551	4.07%	16.02%
	<i>Russell 3000</i>		3.00%	16.06%
14.1	Parnassus Core Equity - PRILX	4,495,376	2.32%	10.97%
8.1	Driehaus MicroCG - DMCRX	2,573,770	7.95%	19.45%
7.7	DGHM Micro-V - DGMIX	2,434,404	3.22%	21.72%
29.5 %	International Equity	\$ 9,363,640	3.38%	15.93%
	<i>MSCI EAFE</i>		2.71%	18.19%
8.2	Pear Tree Polaris Intl - QFVIX	2,611,876	3.04%	22.19%
7.8	Driehaus Objective Intl - DRIOX	2,471,393	5.51%	21.11%
13.5	iShare Edge MSCI - ACWV	4,280,371	2.35%	9.12%
5.5 %	Real Estate	\$ 1,752,273	3.16%	-1.31%
	<i>FTSE NAREIT</i>		3.88%	2.74%
5.5	REMS RE Income 50/50 - RREIX	1,752,273	3.16%	-1.31%
28.5 %	Total Fixed Income	\$ 9,048,090	0.77%	-2.47%
	<i>Blended Fixed Index</i>		2.02%	11.48%
13.5 %	Agency/Government	\$ 4,281,899	1.43%	-1.59%
	<i>Blmbg Int. Gov't</i>		0.67%	0.09%
9.0	DFA Short Term Govt - DFFGX	2,859,360	0.49%	0.49%
4.5	Vanguard LTerm T-Fund- VUSUX	1,422,540	3.34%	-5.77%
15.0 %	Hybrid Securities	\$ 4,766,190	0.18%	-3.25%
	<i>ML All Invest ex Man VOA1</i>		3.24%	21.72%
6.2	Tortoise MLP	1,958,189	-2.34%	1.32%
8.8	ASG Managed Futures- ASFYX	2,808,001	1.93%	-6.44%
6.7 %	Other	\$ 2,117,717	0.29%	0.83%
	Cash in Bank - Wells Fargo	-16,000	0.00%	0.00%
0.3	Cash in Trustmark	80,370	0.00%	0.00%
6.5	Texpool Prime 0003	2,053,347	0.30%	0.86%

Blended Indexes are based on the current weights of each asset class and their respective benchmarks.

*Currently the Blended Index is a blend of 16% Russell 1000; 17% Russell Microcap; 9% MSCI EAFE; 8% S&P Developed Ex-US SC; 8% MSCI ACWI; 23% Blmbg Aggregate; 9% Blmbg 1-3 year Govt; 6% Blmbg LT Treasury; and 4% 91-Day T-Bill.

Lamar University
ENDOWMENT QUARTERLY INVESTMENT REPORT
 PERIOD ENDING 08/31/2017 (TRADE DATE FULL ACCRUAL BASIS)

Mutual Fund / Manager	Beginning Market Value	Deposits	Withdrawals	Income	Fees	Gains / Losses	Ending Market Value
Total Plan Composite	\$31,682,228	\$816,279	-\$1,511,177	\$137,537	-\$2,318	\$662,722	\$31,785,270
<i>Total Blended Index</i>							
All Equity Composite	\$18,240,358	\$0	-\$44,790	\$58,018	\$0	\$613,605	\$18,867,191
<i>Blended Equity Index</i>							
Domestic Equity	\$9,136,242	\$0	\$0	\$13,227	\$0	\$354,081	\$9,503,551
<i>Russell 3000</i>							
Parnassus Core Equity - PRILX	\$4,393,342			\$13,227		\$88,807	\$4,495,376
Driehaus MicroCG - DMCRX	\$2,384,335					\$189,435	\$2,573,770
DGHM Micro-V - DGMIX	\$2,358,566					\$75,838	\$2,434,404
International Equity	\$9,104,116	\$0	-\$44,790	\$44,790	\$0	\$259,524	\$9,363,640
<i>MSCI EAFE</i>							
Pear Tree Polaris Intl - QFVIX	\$2,534,764					\$77,113	\$2,611,876
Driehaus Objective Intl - DRIOX	\$2,342,183					\$129,210	\$2,471,393
iShare Edge MSCI - ACWV	\$4,227,169		-\$44,790	\$44,790		\$53,202	\$4,280,371
Real Estate	\$1,721,383	\$0	-\$23,279	\$23,279	\$0	\$30,889	\$1,752,273
<i>FTSE NAREIT</i>							
REMS RE Income 50/50 - RREIX	\$1,721,383		-\$23,279	\$23,279		\$30,889	\$1,752,273
Total Fixed Income	\$8,730,137	\$354,246	-\$97,375	\$48,744	-\$158	\$12,496	\$9,048,090
<i>Blended Fixed Index</i>							
Agency/Government	\$3,872,840	\$350,288	\$0	\$16,996	\$0	\$41,776	\$4,281,899
<i>Blmbg Int. Gov't</i>							
DFA Short Term Govt - DFFGX	\$2,496,258	\$350,288		\$7,344		\$5,470	\$2,859,360
Vanguard LTerm T-Fund- VUSUX	\$1,376,581			\$9,652		\$36,306	\$1,422,540
Hybrid Securities	\$4,857,297	\$3,958	-\$97,375	\$31,748	-\$158	-\$29,280	\$4,766,190
<i>ML All Invest ex Man VOA1</i>							
Tortoise MLP	\$2,102,595	\$3,958	-\$97,375	\$31,748	-\$158	-\$82,579	\$1,958,189
ASG Managed Futures- ASFYX	\$2,754,702					\$53,299	\$2,808,001
Other	\$2,990,349	\$462,033	-\$1,345,732	\$7,495	-\$2,160	\$5,732	\$2,117,717
Cash in Bank - Wells Fargo			-\$16,000				-\$16,000
Cash in Trustmark	\$270,906	\$157,068	-\$351,760	\$584	-\$2,160	\$5,732	\$80,370
Texpool Prime 0003	\$2,719,443	\$304,965	-\$977,972	\$6,911		\$0	\$2,053,347

Sam Houston State University
OPERATING & NON OPERATING QUARTERLY INVESTMENT REPORT
PERIODS ENDING 08/31/2017 (TRADE DATE FULL ACCRUAL BASIS)

Agency/Description	Cusip Number	Purchase Date	Maturity Date	Beginning Market Value As of 05/31/17	Ending Market Value As of 08/31/17	Book Balance As of 08/31/17	Quarter Ending 08/31/17 Investment Income	Return *
Operating Short-Intermediate								
Cash in Bank - FNB				\$ 6,067,626.18	\$ 6,909,424.05	\$ 6,909,424.05	\$ 19,402.83	0.31%
Cash in Bank - Treasury				\$ 14,185,194.43	\$ 12,301,250.11	\$ 12,301,250.11	\$ 32,898.72	0.35%
Cash in Trustmark OPS				\$ 1,238.24	\$ 59.85	\$ 59.85	\$ 2.12	-0.02%
Cash in Bank - WFB				\$ 17,767,613.62	\$ 14,503,985.15	\$ 14,503,985.15	\$ 3,230.82	0.02%
Agincourt Capital Mgmt				\$ 5,908,174.45	\$ 5,939,481.83	\$ 5,975,303.03	\$ 58,299.66	0.57%
Thornburg Intermed - THMIX - OPS				\$ 9,967,878.45	\$ 10,058,423.08	\$ 10,253,414.84	\$ 62,462.13	0.91%
Baird Short Term - BSBIX - OPS				\$ 10,456,723.84	\$ 10,510,843.08	\$ 10,537,934.57	\$ 43,276.19	0.51%
TexPool Series 0004				\$ 28,087,845.88	\$ 36,566,820.48	\$ 36,566,820.48	\$ 52,821.75	0.23%
TexPool Series 0023	Non-Ed Plant			\$ 369,852.25	\$ 72,033.60	\$ 72,033.60	\$ 577.74	0.24%
TexPool Series 0036	Short Term Non-Ed			\$ 1,990,793.22	\$ 2,299,250.02	\$ 2,299,250.02	\$ 2,894.46	0.23%
Totals				\$ 94,802,940.56	\$ 99,161,571.25	\$ 99,419,475.70	\$ 275,866.42	0.34%
Merrill Lynch 6 Month T-Bill								0.34%
Operating Long								
iShares Russ 3000 ETF- IWV- OPL				\$ 3,478,145.58	\$ 3,510.96	\$ 3,296.46	\$ 15.39	2.95%
iShares S&P 500 ETF- IVV- OPL				\$ 3,487,072.40	\$ 2,522,044.22	\$ 2,353,511.01	\$ 11,307.18	3.04%
Baird SMID V - BMVIX - OPL				\$ 1,763,107.72	\$ 2,566,992.43	\$ 2,411,500.00	\$ 10,115.42	4.91%
Columbus Circle SMID G - OPL				\$ 1,892,078.25	\$ 2,524,287.74	\$ 2,257,157.56	\$ 3,637.72	3.65%
Laudus Growth - LGILX - OPL				\$ -	\$ 2,590,672.65	\$ 2,478,000.00	\$ -	4.56%
Parnassus LCV - PRILX - OPL				\$ -	\$ 2,507,790.56	\$ 2,485,379.09	\$ 7,379.09	0.70%
Driehaus Intl - DRIOX- OPL				\$ -	\$ 1,307,652.43	\$ 1,239,000.00	\$ -	5.61%
Pear Tree - QFVIX - OPL				\$ -	\$ 1,928,804.35	\$ 1,859,000.00	\$ -	3.76%
Balanced Growth - OPL				\$ 2,946,330.32	\$ 3,113,029.93	\$ 3,106,051.89	\$ 20,246.74	0.44%
Atlanta Capital Floating - OPL				\$ 7,958,181.70	\$ 4,146,210.93	\$ 4,367,160.89	\$ 20,756.01	0.30%
Agincourt Capital Mgmt - OPL				\$ 2,063,161.01	\$ 2,086,546.72	\$ 2,059,402.08	\$ 19,846.31	1.19%
Palmer Square - SA - OPL				\$ 6,139,861.32	\$ 6,294,371.09	\$ 6,196,625.04	\$ 72,945.19	1.35%
Thornburg Intermed - THMIX - OPL				\$ 4,103,058.91	\$ 4,140,324.66	\$ 4,145,072.36	\$ 25,706.24	0.91%
REMS RE Income - RREIX - OPL				\$ 4,297,660.91	\$ 3,204,831.70	\$ 3,335,921.70	\$ 42,157.41	3.18%
Tortoise Capital - SA - OPL				\$ 3,042,439.32	\$ 3,016,118.94	\$ 3,007,080.84	\$ 47,412.91	-2.46%
Thornburg Income - TIBIX- OPL				\$ -	\$ -	\$ -	\$ 535.73	-
Cash in Trustmark OPL				\$ 49,406.27	\$ 63,525.54	\$ 63,525.54	\$ 316.52	-0.28%
Totals				\$ 41,220,503.71	\$ 42,016,714.85	\$ 41,367,684.46	\$ 282,377.86	1.87%
Custom Long-term Blended Index								1.46%
Bond Proceeds								
Cash in Bank - FNB				\$ 1,038.07	\$ 1,026.78	\$ 1,026.78	\$ 3.13	0.30%
TexPool Series 0028	Series 2010			\$ 562,690.09	\$ 564,040.59	\$ 564,040.59	\$ 1,350.50	0.24%
TexPool Series 0034	Series 2015 Non-Taxable			\$ 4,939,625.67	\$ -	\$ -	\$ -	0.00%
Cash in Bank - WFB				\$ 1,890.23	\$ -	\$ -	\$ 0.14	0.01%
TexPool Series 0041	Series 2017 Biology Lab			\$ 33,777,808.49	\$ 24,855,362.73	\$ 24,855,362.73	\$ 71,247.37	0.23%
Totals				\$ 39,283,052.55	\$ 25,420,430.10	\$ 25,420,430.10	\$ 72,601.14	0.23%
Merrill Lynch 6 Month T-Bill								0.34%

* Cash and Texpool returns may be impacted by Inflows and/or Outflows in the period and may not match published returns.

Sam Houston State University investment portfolios comply with investment strategy expressed in Texas State University System Investment Policies and with relevant provisions of the Texas Public Funds Investment Act.

J. Carlos Hernandez
Vice President of Finance and Operations

Date

10/6/17

Sam Houston State University
ENDOWMENT QUARTERLY INVESTMENT REPORT
 PERIODS ENDING 08/31/2017 (TRADE DATE FULL ACCRUAL BASIS)

Allocation Current	Mutual Fund / Manager	Market Value	Quarter Return	FYTD Return
100.0 %	Total Plan Composite	\$ 108,703,134	3.26%	12.16%
	<i>Total Blended Index</i>		2.38%	10.40%
67.4 %	All Equity Composite	\$ 73,217,437	4.17%	18.80%
	<i>Blended Equity Index</i>		2.95%	16.48%
54.0 %	Domestic Equity	\$ 58,687,983	4.20%	17.89%
	<i>Russell 3000</i>		3.00%	16.06%
0.8	Vanguard Prime Cap Fund - VPMAX	857,494	2.88%	21.45%
9.7	Vanguard Instl Index - VINIX	10,496,668	2.99%	15.03%
10.2	Laudus LCG Fund - LGILX	11,105,990	6.35%	22.86%
9.5	Parnassus LCV Fund - PRILX	10,307,862	2.32%	10.97%
12.2	Columbus Circle SMID G	13,260,414	3.81%	21.82%
11.6	Baird Investment Mgmt SMID V	12,659,555	5.21%	15.83%
13.4 %	International Equity	\$ 14,529,453	3.98%	21.93%
	<i>MSCI EAFE</i>		2.71%	18.19%
5.1	Driehaus Intl SCG - DRIOX	5,499,935	5.51%	21.11%
8.3	Pear Tree Polaris (QFVIX)	9,029,519	3.04%	22.19%
17.7 %	Real Estate	\$ 19,271,153	3.15%	-1.36%
	<i>FTSE NAREIT</i>		3.88%	2.74%
17.7	Rems RE Income - RREIX	19,271,153	3.15%	-1.36%
13.1 %	Total Fixed Income	\$ 14,214,158	1.69%	0.04%
	<i>Blended Fixed Index</i>		1.07%	0.99%
3.1 %	Corporates	\$ 3,334,598	1.31%	0.70%
	<i>Blmbg Credit</i>		1.84%	1.90%
3.1	Agincourt Capital Mgmt	3,334,598	1.31%	0.70%
3.0 %	Municipal Bonds	\$ 3,241,643	1.26%	0.41%
	<i>Blmbg 3 Yr Muni</i>		0.56%	1.14%
3.0	iShares S&P Natl Muni - MUB	3,241,643	1.26%	0.41%
2.1 %	Money Markets	\$ 2,277,275	0.25%	1.15%
	<i>91-Day T-Bill</i>		0.26%	0.62%
2.1	Virtus Ultra Short- SIGVX	2,277,275	0.25%	1.15%
4.9 %	Hybrid Securities	\$ 5,360,642	-2.40%	1.28%
	<i>Blmbg Aggregate</i>		1.23%	0.49%
0.1	Invesco Convertibles - Class A	65,714	3.34%	8.63%
4.9	Tortoise Capital - MLP	5,294,928	-2.47%	1.19%
1.8 %	Other	\$ 2,000,386	-3.42%	-2.60%
0.0	Money Market Sweep	52,550	0.03%	-1.07%
	TexPool Series 0011	0	-	0.24%
1.8	SandPointe All Seasons Fund	1,947,837	-3.52%	-2.64%

Blended Indexes are based on the current weights of each asset class and their respective benchmarks.

*Currently the policy benchmark is a blend of 29% S&P 500, 24% Russell 2500, 9% MSCI EAFE, 5% S&P Developed ex-US SC, 25.33% Blmbg Aggregate, 4.66% Blmbg Muni Bond, and 3% ML 6 Month T-Bill.

Sam Houston State University
ENDOWMENT QUARTERLY INVESTMENT REPORT
PERIOD ENDING 08/31/2017 (TRADE DATE FULL ACCRUAL BASIS)

Mutual Fund / Manager	Beginning Market Value	Deposits	Withdrawals	Income	Fees	Gains / Losses	Ending Market Value
Total Plan Composite	\$105,380,525	\$34,099	-\$92,463	\$536,882	-\$73,648	\$2,917,740	\$108,703,134
All Equity Composite	\$70,360,918	\$5,000	-\$54,971	\$145,169	-\$54,971	\$2,816,292	\$73,217,437
Domestic Equity	\$56,385,598	\$5,000	-\$54,971	\$145,169	-\$54,971	\$2,262,158	\$58,687,983
Vanguard Prime Cap Fund - VPMAX	\$828,573	\$5,000				\$23,920	\$857,494
Vanguard Instl Index - VINIX	\$10,191,341			\$45,040		\$260,286	\$10,496,668
Laudus LCG Fund - LGILX	\$10,442,783					\$663,206	\$11,105,990
Parnassus LCV Fund - PRILX	\$10,073,897			\$30,331		\$203,635	\$10,307,862
Columbus Circle SMID G	\$12,790,300		-\$28,231	\$21,045	-\$28,231	\$505,532	\$13,260,414
Baird Investment Mgmt SMID V	\$12,058,704		-\$26,740	\$48,754	-\$26,740	\$605,578	\$12,659,555
International Equity	\$13,975,319	\$0	\$0	\$0	\$0	\$554,134	\$14,529,453
Driehaus Intl SCG - DRIOX	\$5,212,386					\$287,548	\$5,499,935
Pear Tree Polaris (QFVIX)	\$8,762,933					\$266,586	\$9,029,519
Real Estate	\$18,682,185	\$0	\$0	\$253,499	\$0	\$335,469	\$19,271,153
Rems RE Income - RREIX	\$18,682,185			\$253,499		\$335,469	\$19,271,153
Total Fixed Income	\$14,278,522	\$10,899	-\$31,756	\$138,128	-\$12,941	-\$168,694	\$14,214,158
Corporates	\$3,293,052	\$675	-\$2,308	\$28,314	-\$2,308	\$17,172	\$3,334,598
Agincourt Capital Mgmt	\$3,293,052	\$675	-\$2,308	\$28,314	-\$2,308	\$17,172	\$3,334,598
Municipal Bonds	\$3,219,557	\$0	-\$18,117	\$18,117	\$0	\$22,086	\$3,241,643
iShares S&P Natl Muni - MUB	\$3,219,557		-\$18,117	\$18,117		\$22,086	\$3,241,643
Money Markets	\$2,271,710	\$0	\$0	\$7,414	\$0	-\$1,849	\$2,277,275
Virtus Ultra Short- SIGVX	\$2,271,710			\$7,414		-\$1,849	\$2,277,275
Hybrid Securities	\$5,494,202	\$10,224	-\$11,331	\$84,283	-\$10,633	-\$206,103	\$5,360,642
Invesco Convertibles - Class A	\$64,282		-\$698	\$698		\$1,432	\$65,714
Tortoise Capital - MLP	\$5,429,921	\$10,224	-\$10,633	\$83,585	-\$10,633	-\$207,535	\$5,294,928
Other	\$2,058,900	\$18,200	-\$5,736	\$85	-\$5,736	-\$65,328	\$2,000,386
Money Market Sweep	\$39,818	\$18,200	-\$5,486	\$84	-\$5,486	\$5,419	\$52,550
TexPool Series 0011							
SandPointe All Seasons Fund	\$2,019,082		-\$250	\$1	-\$250	-\$70,747	\$1,947,837



SAM HOUSTON STATE UNIVERSITY -
OPERATING SHORT/ CLEARING
TRUSTMARK NATIONAL BANK
CUSTODIAN

STATEMENT OF ACCOUNT

Page 5

Statement Period
Account Number

08/01/2017 through 08/31/2017

Asset Detail As Of 08/31/2017

UNITS/BOOK VALUE	DESCRIPTION	MARKET VALUE	COST	% OF PORT	ACCRUED INCOME
MONEY MARKET SWEEP FUNDS					
	CUSIP # 60934N104 FEDERATED GOVERNMENT OBLIGATIONS FUND-IS	0.00	0.00	0	0.19
		0.00	0.00	0	0.19
	TOTAL INVESTMENTS	0.00			
	CASH	2,572.70-			
	DUE FROM BROKER	0.00			
	DUE TO BROKER	0.00			
	NET ASSETS	2,572.70-			
	ACCRUED INCOME	0.19			
	TOTAL MARKET VALUE	2,572.51-			

STATEMENT OF ACCOUNT

Statement Period
 Account Number

08/01/2017 through 08/31/2017

██████████

Asset Detail As Of 08/31/2017

UNITS/BOOK VALUE	DESCRIPTION	MARKET VALUE	COST	% OF PORT	ACCRUED INCOME
MONEY MARKET SWEEP FUNDS					
68,044.31	CUSIP # 60934N104 FEDERATED GOVERNMENT OBLIGATIONS FUND-IS	68,044.31	68,044.31	1	31.29
		68,044.31	68,044.31	1	31.29
US GOVERNMENT OBLIGATIONS					
1,055,000	CUSIP # 9128282F6 U S TREASURY NOTE DTD 08/31/2016 1.125% 08/31/2021 LAST PRICED: 08/31/2017	1,035,429.75	1,029,066.05	17	32.79
1,280,000	CUSIP # 912828NT3 U S TREASURY NOTE DTD 08/16/2010 2.625% 08/15/2020 LAST PRICED: 08/31/2017	1,323,852.80	1,330,372.37	22	1,618.87
490,000	CUSIP # 912828SV3 U S TREASURY NOTE DTD 05/15/2012 1.75% 05/15/2022 LAST PRICED: 08/31/2017	491,435.70	488,963.37	8	1,969.70
		2,850,718.25	2,848,401.79	48	3,621.36
MORTGAGE BACKED SECURITIES					
396,145.9	CUSIP # 31294UAT0 FED HOME LOAN MTG CORP POOL E09018 DTD 12/01/2012 2.5% 01/01/2028 LAST PRICED: 08/31/2017	404,322.35	408,070.33	7	825.30
386,177.65345	CUSIP # 3138A4Y58 FED NATL MTG ASSN POOL AH3431 DTD 01/01/2011 3.5% 01/01/2026 LAST PRICED: 08/31/2017	403,123.13	405,390.20	7	1,126.35

STATEMENT OF ACCOUNT

Statement Period
 Account Number

08/01/2017 through 08/31/2017

Asset Detail As Of 08/31/2017

UNITS/BOOK VALUE	DESCRIPTION	MARKET VALUE	COST	% OF PORT	ACCRUED INCOME
		807,445.48	813,460.53	14	1,951.65
CORPORATE BONDS					
230,000	CUSIP # 06406HBM0 BK OF NEW YORK MELLON CORP DTD 05/12/2009 5.45% 05/15/2019 LAST PRICED: 08/31/2017	244,273.80	242,630.78	4	3,690.86
115,000	CUSIP # 166764AY6 CHEVRON CORP DTD 11/17/2015 2.419% 11/17/2020-2020 LAST PRICED: 08/31/2017	116,897.50	115,152.46	2	803.65
45,000	CUSIP # 166764BA7 CHEVRON CORP DTD 11/17/2015 1.79% 11/16/2018 LAST PRICED: 08/31/2017	45,117.90	45,000.00	1	239.41
50,000	CUSIP # 17275RAE2 CISCO SYSTEMS INC DTD 02/17/2009 4.95% 02/15/2019 LAST PRICED: 08/31/2017	52,379.50	52,144.46	1	110.00
155,000	CUSIP # 36962G4D3 GENERAL ELEC CAP CORP DTD 08/07/2009 6% 08/07/2019 LAST PRICED: 08/31/2017	167,629.40	169,460.61	3	620.00
115,000	CUSIP # 40428HPV8 HSBC USA INC DTD 08/07/2015 2.75% 08/07/2020 LAST PRICED: 08/31/2017	117,484.00	116,013.65	2	210.83
200,000	CUSIP # 594918AC8 MICROSOFT CORP DTD 05/18/2009 4.2% 06/01/2019 LAST PRICED: 08/31/2017	209,376.00	208,158.38	4	2,100.00
178,000	CUSIP # 656531AF7 NORSK HYDRO A S DTD 01/15/1998 6.7% 01/15/2018 LAST PRICED: 08/31/2017	181,260.96	183,255.90	3	1,523.88



STATEMENT OF ACCOUNT

Statement Period
Account Number

08/01/2017 through 08/31/2017

Asset Detail As Of 08/31/2017

UNITS/BOOK VALUE	DESCRIPTION	MARKET VALUE	COST	% OF PORT	ACCRUED INCOME
95,000	CUSIP # 68389XAP0 ORACLE CORPORATION DTD 10/25/2012 2.5% 10/15/2022 LAST PRICED: 08/31/2017	96,199.85	95,922.79	2	897.22
100,000	CUSIP # 74456QBJ4 PUBLIC SERVICE ELEC & GAS DTD 08/12/2014 2% 08/15/2019-2019 LAST PRICED: 08/31/2017	100,408.00	100,506.50	2	88.89
115,000	CUSIP # 78012KJZ1 ROYAL BANK OF CANADA DTD 12/10/2015 2% 12/10/2018 LAST PRICED: 08/31/2017	115,480.70	114,973.55	2	517.50
175,000	CUSIP # 822582BM3 SHELL INTERNATIONAL FIN DTD 11/10/2015 1.625% 11/10/2018 LAST PRICED: 08/31/2017	175,210.00	175,707.98	3	876.82
100,000	CUSIP # 842434CD2 SOUTHERN CALIF GAS CO SERIES HH DTD 10/17/2003 5.45% 04/15/2018 LAST PRICED: 08/31/2017	102,342.00	104,510.78	2	2,058.89
200,000	CUSIP # 89233P6S0 TOYOTA MOTOR CREDIT CORP DTD 10/05/2012 1.25% 10/05/2017 LAST PRICED: 08/31/2017	200,004.00	200,012.05	3	1,013.89
45,000	CUSIP # 89236TBJ3 TOYOTA MOTOR CREDIT CORP DTD 05/16/2014 2.75% 05/17/2021 LAST PRICED: 08/31/2017	46,098.45	45,414.71	1	357.50
175,000	CUSIP # 931142CJ0 WAL-MART STORES INC DTD 08/24/2007 5.8% 02/15/2018 LAST PRICED: 08/31/2017	178,524.50	181,633.45	3	451.11
95,000	CUSIP # 94974BGR5 WELLS FARGO AND CO DTD 12/07/2015 2.55% 12/07/2020 LAST PRICED: 08/31/2017	96,328.10	94,898.35	2	565.25
		2,245,014.66	2,245,396.40	38	16,125.70



SAM HOUSTON STATE UNIVERSITY
OPERATING SHORT/AGINCOURT
CAPITAL MANAGEMENT (SHORT)/
TRUSTMARK NATIONAL BANK

STATEMENT OF ACCOUNT

Page 8

Statement Period
Account Number

08/01/2017 through 08/31/2017

Asset Detail As Of 08/31/2017

UNITS/BOOK VALUE	DESCRIPTION	MARKET VALUE	COST	% OF PORT	ACCRUED INCOME
	TOTAL INVESTMENTS	5,971,222.70			
	CASH	0.00			
	DUE FROM BROKER	56,890.44			
	DUE TO BROKER	110,361.31			
	NET ASSETS	5,917,751.83			
	ACCRUED INCOME	21,730.00			
	TOTAL MARKET VALUE	5,939,481.83			



SAM HOUSTON STATE UNIVERSITY
OPERATING SHORT/MUTUAL FUNDS
ACCOUNT/TRUSTMARK NATIONAL
BANK CUSTODIAN

STATEMENT OF ACCOUNT

Page 5

Statement Period
Account Number

08/01/2017 through 08/31/2017

Asset Detail As Of 08/31/2017

UNITS/BOOK VALUE	DESCRIPTION	MARKET VALUE	COST	% OF PORT	ACCRUED INCOME
MONEY MARKET SWEEP FUNDS					
2,631.36	CUSIP # 60934N104 FEDERATED GOVERNMENT OBLIGATIONS FUND-IS	2,631.36	2,631.36	0	1.00
		2,631.36	2,631.36	0	1.00
MUTUAL FUNDS - MUNICIPAL					
706,402.631	CUSIP # 885215673 THORNBURG INTERMEDIATE MUNICIPAL FUND - I LAST PRICED: 08/31/2017	10,037,981.39	10,253,414.84	49	20,441.69
		10,037,981.39	10,253,414.84	49	20,441.69
MUTUAL FUNDS - FIXED INCOME					
1,081,362.457	CUSIP # 057071409 BAIRD FD-INS LAST PRICED: 08/31/2017	10,510,843.08	10,537,934.57	51	0.00
		10,510,843.08	10,537,934.57	51	0.00
	TOTAL INVESTMENTS	20,551,455.83			
	CASH	0.00			
	DUE FROM BROKER	0.00			
	DUE TO BROKER	0.00			
	NET ASSETS	20,551,455.83			
	ACCRUED INCOME	20,442.69			
	TOTAL MARKET VALUE	20,571,898.52			



STATEMENT OF ACCOUNT

Statement Period
Account Number

08/01/2017 through 08/31/2017

Asset Detail As Of 08/31/2017

UNITS/BOOK VALUE	DESCRIPTION	MARKET VALUE	COST	% OF PORT	ACCRUED INCOME
MONEY MARKET SWEEP FUNDS					
63,477.95	CUSIP # 60934N104 FEDERATED GOVERNMENT OBLIGATIONS FUND-IS	63,477.95	63,477.95	0	47.59
		63,477.95	63,477.95	0	47.59
MUTUAL FUNDS - MUNICIPAL					
290,774.827	CUSIP # 885215673 THORNBURG INTERMEDIATE MUNICIPAL FUND - I LAST PRICED: 08/31/2017	4,131,910.29	4,145,072.36	20	8,414.37
		4,131,910.29	4,145,072.36	20	8,414.37
MUTUAL FUNDS - EQUITY					
226,565.969	CUSIP # 057071599 BAIRD SMALL/MID CAP VALUE FUND-INS LAST PRICED: 08/31/2017	2,566,992.43	2,411,500.00	12	0.00
126,807.276	CUSIP # 51855Q549 LAUDUS GROWTH INVESTORS U.S. LARGE CAP GROWTH FUND LAST PRICED: 08/31/2017	2,590,672.65	2,478,000.00	12	0.00
59,020.724	CUSIP # 701769408 PARNASSUS CORE EQUITY FUND - INS LAST PRICED: 08/31/2017	2,507,790.56	2,485,379.09	12	0.00
256,797.412	CUSIP # 98147A428 WORLDS FUNDS TRUST REMS REAL ESTATE INCOME 50/50 FUND - INS LAST PRICED: 08/31/2017	3,204,831.70	3,335,921.70	15	0.00
		10,870,287.34	10,710,800.79	52	0.00
MUTUAL FUNDS - INTERNATIONAL EQUITY					



SAM HOUSTON STATE UNIVERSITY
OPERATING LONG/MUTUAL FUNDS/
TRUSTMARK NATIONAL BANK,
CUSTODIAN

STATEMENT OF ACCOUNT

Page 6

Statement Period
Account Number

08/01/2017 through 08/31/2017

Asset Detail As Of 08/31/2017

UNITS/BOOK VALUE	DESCRIPTION	MARKET VALUE	COST	% OF PORT	ACCRUED INCOME
108,518.874	CUSIP # 262028806 DRIEHAUS OBJECTIVE INTERNATIONAL EQUITY LAST PRICED: 08/31/2017	1,307,652.43	1,239,000.00	6	0.00
91,847.826	CUSIP # 70472Q807 PEAR TREE POLARIS FOREIGN VALUE FUND - IN LAST PRICED: 08/31/2017	1,928,804.35	1,859,000.00	9	0.00
		3,236,456.78	3,098,000.00	16	0.00
EXCHANGE TRADED FUNDS-EQUITY					
10,123	CUSIP # 464287200 ISHARES CORE S&P 500 ETF LAST PRICED: 08/31/2017	2,522,044.22	2,353,511.01	12	0.00
24	CUSIP # 464287689 ISHARES RUSSELL 3000 ETF LAST PRICED: 08/31/2017	3,510.96	3,296.46	0	0.00
		2,525,555.18	2,356,807.47	12	0.00
	TOTAL INVESTMENTS	20,827,687.54			
	CASH	0.00			
	DUE FROM BROKER	0.00			
	DUE TO BROKER	0.00			
	NET ASSETS	20,827,687.54			
	ACCRUED INCOME	8,461.96			
	TOTAL MARKET VALUE	20,836,149.50			

STATEMENT OF ACCOUNT

Statement Period
Account Number

08/01/2017 through 08/31/2017

Asset Detail As Of 08/31/2017

UNITS/BOOK VALUE	DESCRIPTION	MARKET VALUE	COST	% OF PORT	ACCRUED INCOME
MONEY MARKET SWEEP FUNDS					
11,051.6	CUSIP # 60934N104 FEDERATED GOVERNMENT OBLIGATIONS FUND-IS	11,051.60	11,051.60	0	22.43
		11,051.60	11,051.60	0	22.43
COMMON STOCK					
328	CUSIP # 00771V108 AERIE PHARMACEUTICALS INC LAST PRICED: 08/31/2017	18,810.80	18,104.93	1	0.00
1,080	CUSIP # 007903107 ADVANCED MICRO DEVICES COM LAST PRICED: 08/31/2017	14,040.00	16,690.00	1	0.00
927	CUSIP # 031100100 AMETEK INC NEW COM LAST PRICED: 08/31/2017	58,632.75	52,258.66	2	0.00
200	CUSIP # 09609G100 BLUEBIRD BIO INC COM LAST PRICED: 08/31/2017	24,970.00	20,306.55	1	0.00
270	CUSIP # 109696104 THE BRINKS CO COM LAST PRICED: 08/31/2017	21,181.50	16,896.87	1	40.50
217	CUSIP # 150870103 CELANESE CORPORATION SERIES A COM LAST PRICED: 08/31/2017	21,053.34	20,985.48	1	0.00
1,600	CUSIP # 163092109 CHEGG INC LAST PRICED: 08/31/2017	22,704.00	22,243.38	1	0.00
735	CUSIP # 163851108 CHEMOURS COMPANY LAST PRICED: 08/31/2017	36,066.45	29,652.45	1	22.05

STATEMENT OF ACCOUNT

Statement Period
 Account Number

08/01/2017 through 08/31/2017

Asset Detail As Of 08/31/2017

UNITS/BOOK VALUE	DESCRIPTION	MARKET VALUE	COST	% OF PORT	ACCRUED INCOME
283	CUSIP # 189464100 CLOVIS ONCOLOGY INC LAST PRICED: 08/31/2017	21,527.81	23,141.07	1	0.00
938	CUSIP # 189754104 COACH INC COM LAST PRICED: 08/31/2017	39,114.60	43,248.20	2	0.00
330	CUSIP # 192422103 COGNEX CORP COM LAST PRICED: 08/31/2017	35,960.10	29,325.30	1	28.05
72	CUSIP # 192479103 COHERENT INC LAST PRICED: 08/31/2017	16,799.04	15,329.12	1	0.00
669	CUSIP # 200340107 COMERICA INC COM LAST PRICED: 08/31/2017	45,659.25	47,235.44	2	0.00
114	CUSIP # 22160N109 COSTAR GROUP INC COM LAST PRICED: 08/31/2017	32,674.68	29,280.37	1	0.00
889	CUSIP # 23331A109 D R HORTON INC COM LAST PRICED: 08/31/2017	32,137.35	30,560.18	1	0.00
345	CUSIP # 237194105 DARDEN RESTAURANTS INC COM LAST PRICED: 08/31/2017	28,321.05	29,160.92	1	0.00
538	CUSIP # 238337109 DAVE & BUSTER'S ENTERTAINMENT INC LAST PRICED: 08/31/2017	31,451.48	33,686.43	1	0.00
317	CUSIP # 269246401 E*TRADE FINANCIAL CORPORATION COM LAST PRICED: 08/31/2017	13,000.17	13,137.53	1	0.00
631	CUSIP # 27579R104 EAST WEST BANCORP INC COM LAST PRICED: 08/31/2017	34,938.47	34,857.38	1	0.00



STATEMENT OF ACCOUNT

Statement Period
Account Number

08/01/2017 through 08/31/2017

Asset Detail As Of 08/31/2017

UNITS/BOOK VALUE	DESCRIPTION	MARKET VALUE	COST	% OF PORT	ACCRUED INCOME
257	CUSIP # 30212P303 EXPEDIA INC COM LAST PRICED: 08/31/2017	38,128.52	35,814.02	2	77.10
1,314	CUSIP # 30224P200 EXTENDED STAY AMER INC COM LAST PRICED: 08/31/2017	25,741.26	24,599.41	1	0.00
804	CUSIP # 302491303 FMC CORP COM NEW LAST PRICED: 08/31/2017	69,320.88	58,780.53	3	0.00
1,176	CUSIP # 338307101 FIVE9 INC LAST PRICED: 08/31/2017	25,284.00	22,277.09	1	0.00
146	CUSIP # 339750101 FLOOR & DECOR HOLDINGS INC -A LAST PRICED: 08/31/2017	5,247.24	5,840.00	0	0.00
490	CUSIP # 36237H101 G-III APPAREL GROUP LTD COM LAST PRICED: 08/31/2017	13,475.00	13,374.02	1	0.00
142	CUSIP # 37940X102 GLOBAL PAYMENTS INC COM LAST PRICED: 08/31/2017	13,559.58	12,683.04	1	0.00
615	CUSIP # 400110102 GRUBHUB INC COM LAST PRICED: 08/31/2017	35,110.35	31,453.52	1	0.00
245	CUSIP # 44919P508 IAC/INTERACTIVECORP LAST PRICED: 08/31/2017	27,809.95	24,425.45	1	0.00
185	CUSIP # 44980X109 IPG PHOTONICS CORPORATION COM LAST PRICED: 08/31/2017	32,521.15	25,720.58	1	0.00
354	CUSIP # 45168D104 IDEXX LABORATORIES INC COM LAST PRICED: 08/31/2017	55,022.22	55,750.29	2	0.00

STATEMENT OF ACCOUNT

Statement Period
Account Number

08/01/2017 through 08/31/2017

Asset Detail As Of 08/31/2017

UNITS/BOOK VALUE	DESCRIPTION	MARKET VALUE	COST	% OF PORT	ACCRUED INCOME
232	CUSIP # 45784P101 INSULET CORPORATION COM LAST PRICED: 08/31/2017	13,469.92	12,610.58	1	0.00
631	CUSIP # 458334109 INTER PARFUMS INC COM LAST PRICED: 08/31/2017	24,892.95	23,243.48	1	0.00
199	CUSIP # 462726100 IROBOT CORP COM LAST PRICED: 08/31/2017	18,988.58	14,601.66	1	0.00
264	CUSIP # 477839104 JOHN BEAN TECHNOLOGIES CORP COM LAST PRICED: 08/31/2017	23,416.80	23,674.46	1	26.40
1,294	CUSIP # 48273J107 K2M GROUP HOLDINGS INC LAST PRICED: 08/31/2017	30,253.72	27,139.65	1	0.00
399	CUSIP # 489170100 KENNAMETAL INC COM LAST PRICED: 08/31/2017	13,965.00	16,467.64	1	0.00
1,310	CUSIP # 528872302 LEXICON PHARMACEUTICAL, INC. LAST PRICED: 08/31/2017	19,833.40	20,227.81	1	0.00
112	CUSIP # 54142L109 LOGMEIN INC COM LAST PRICED: 08/31/2017	12,812.80	13,348.00	1	0.00
350	CUSIP # 55003T107 LUMBER LIQUIDATORS HOLDINGS INC COM LAST PRICED: 08/31/2017	13,135.50	13,449.75	1	0.00
318	CUSIP # 55024U109 LUMENTUM HOLDINGS INC LAST PRICED: 08/31/2017	18,078.30	19,031.93	1	0.00
567	CUSIP # 55306N104 MKS INSTRUMENTS INC COM LAST PRICED: 08/31/2017	46,692.45	40,260.24	2	99.23

STATEMENT OF ACCOUNT

Statement Period
 Account Number

08/01/2017 through 08/31/2017

Asset Detail As Of 08/31/2017

UNITS/BOOK VALUE	DESCRIPTION	MARKET VALUE	COST	% OF PORT	ACCRUED INCOME
148	CUSIP # 57060D108 MARKETAXESS HOLDINGS INC COM LAST PRICED: 08/31/2017	28,556.60	29,265.40	1	0.00
322	CUSIP # 589378108 MERCURY SYSTEMS INC COM LAST PRICED: 08/31/2017	15,536.50	12,585.15	1	0.00
90	CUSIP # 592688105 METTLER TOLEDO INTERNATIONAL COM LAST PRICED: 08/31/2017	54,458.10	45,787.92	2	0.00
754	CUSIP # 595112103 MICRON TECHNOLOGY INC COM LAST PRICED: 08/31/2017	24,105.38	22,128.72	1	0.00
135	CUSIP # 608190104 MOHAWK INDUSTRIES INC COM LAST PRICED: 08/31/2017	34,171.20	31,340.69	1	0.00
260	CUSIP # 655663102 NORDSON CORP COM LAST PRICED: 08/31/2017	28,418.00	32,114.37	1	78.00
400	CUSIP # 682159108 ON ASSIGNMENT INC LAST PRICED: 08/31/2017	19,080.00	20,145.27	1	0.00
830	CUSIP # 68554V108 ORASURE TECHNOLOGIES INC COM LAST PRICED: 08/31/2017	16,940.30	14,997.35	1	0.00
2,720	CUSIP # 72766Q105 PLATFORM SPECIALTY PRODUCTS CORP LAST PRICED: 08/31/2017	31,769.60	35,538.87	1	0.00
824	CUSIP # 76680R206 RINGCENTRAL INC CLASS A COM LAST PRICED: 08/31/2017	34,896.40	24,455.14	1	0.00
466	CUSIP # 81762P102 SERVICENOW INC COM LAST PRICED: 08/31/2017	54,144.54	42,644.95	2	0.00

STATEMENT OF ACCOUNT

Statement Period
 Account Number

08/01/2017 through 08/31/2017

Asset Detail As Of 08/31/2017

UNITS/BOOK VALUE	DESCRIPTION	MARKET VALUE	COST	% OF PORT	ACCRUED INCOME
918	CUSIP # 830566105 SKECHERS U S A INC CLASS A LAST PRICED: 08/31/2017	24,262.74	25,739.32	1	0.00
2,124	CUSIP # 852234103 SQUARE INC CL A LAST PRICED: 08/31/2017	55,457.64	40,094.82	2	0.00
644	CUSIP # 874054109 TAKE TWO INTERACTIVE SOFTWARE COM LAST PRICED: 08/31/2017	62,976.76	40,773.37	2	0.00
1,000	CUSIP # 87918A105 TELADOC INC LAST PRICED: 08/31/2017	33,550.00	33,392.51	1	0.00
1,063	CUSIP # 880770102 TERADYNE INC COM LAST PRICED: 08/31/2017	37,853.43	34,207.03	1	0.00
701	CUSIP # 880779103 TEREX CORP NEW COM LAST PRICED: 08/31/2017	27,023.55	23,384.67	1	56.08
521	CUSIP # 89400J107 TRANSUNION LAST PRICED: 08/31/2017	24,935.06	20,627.52	1	0.00
1,059	CUSIP # 896239100 TRIMBLE INC LAST PRICED: 08/31/2017	40,962.12	36,109.16	2	0.00
872	CUSIP # 90214J101 2U INC LAST PRICED: 08/31/2017	43,687.20	37,427.96	2	0.00
360	CUSIP # 90333L201 US CONCRETE INC LAST PRICED: 08/31/2017	28,818.00	24,705.64	1	0.00
817	CUSIP # 91347P105 UNIVERSAL DISPLAY CORPORATION COM LAST PRICED: 08/31/2017	103,840.70	77,496.67	4	0.00

STATEMENT OF ACCOUNT

Statement Period
 Account Number

08/01/2017 through 08/31/2017

Asset Detail As Of 08/31/2017

UNITS/BOOK VALUE	DESCRIPTION	MARKET VALUE	COST	% OF PORT	ACCRUED INCOME
219	CUSIP # 91879Q109 VAIL RESORTS INC COM LAST PRICED: 08/31/2017	49,921.05	42,720.41	2	0.00
1,492	CUSIP # 92857F107 VOCERA COMMUNICATIONS INC LAST PRICED: 08/31/2017	41,552.20	37,243.26	2	0.00
335	CUSIP # 92927K102 WABCO HOLDINGS INC COM LAST PRICED: 08/31/2017	48,112.70	39,509.46	2	0.00
226	CUSIP # 94419L101 WAYFAIR INC-CLASS A LAST PRICED: 08/31/2017	16,048.26	17,580.98	1	0.00
322	CUSIP # 94946T106 WELLCARE HEALTH PLANS INC COM LAST PRICED: 08/31/2017	56,246.96	47,936.12	2	0.00
296	CUSIP # 983134107 WYNN RESORTS LTD COM LAST PRICED: 08/31/2017	41,141.04	35,602.24	2	0.00
612	CUSIP # 98850P109 YUM CHINA HOLDINGS INC LAST PRICED: 08/31/2017	21,640.32	21,681.81	1	0.00
249	CUSIP # 989207105 ZEBRA TECHNOLOGIES CORP CL A LAST PRICED: 08/31/2017	25,669.41	25,768.69	1	0.00
849	CUSIP # 989701107 ZIONS BANCORP COM LAST PRICED: 08/31/2017	37,067.34	35,823.16	1	0.00
		2,288,645.51	2,069,702.04	91	427.41
FOREIGN STOCK					
212	CUSIP # 82509L107 SHOPIFY INC CLASS A LAST PRICED: 08/31/2017	23,515.04	16,654.48	1	0.00



SAM HOUSTON STATE UNIVERSITY
OPERATING LONG/COLUMBUS CIRCLE
INVESTORS/TRUSTMARK NATIONAL
BANK CUSTODIAN

STATEMENT OF ACCOUNT

Page 12

Statement Period
Account Number

08/01/2017 through 08/31/2017

Asset Detail As Of 08/31/2017

UNITS/BOOK VALUE	DESCRIPTION	MARKET VALUE	COST	% OF PORT	ACCRUED INCOME
1,439	CUSIP # G14838109 MIMECAST LTD LAST PRICED: 08/31/2017	38,924.95	38,496.38	2	0.00
1,338	CUSIP # G66721104 NORWEGIAN CRUISE LINE HLDGS LTD COM LAST PRICED: 08/31/2017	79,557.48	70,823.43	3	0.00
734	CUSIP # M85548101 STRATASYS LTD COM LAST PRICED: 08/31/2017	16,426.92	19,080.94	1	0.00
306	CUSIP # V7780T103 ROYAL CARIBBEAN CRUISES LTD COM LAST PRICED: 08/31/2017	38,084.76	31,348.69	2	0.00
		196,509.15	176,403.92	8	0.00
	TOTAL INVESTMENTS	2,496,206.26			
	CASH	0.00			
	DUE FROM BROKER	55,089.85			
	DUE TO BROKER	27,458.21			
	NET ASSETS	2,523,837.90			
	ACCRUED INCOME	449.84			
	TOTAL MARKET VALUE	2,524,287.74			

STATEMENT OF ACCOUNT

Statement Period
 Account Number

08/01/2017 through 08/31/2017

Asset Detail As Of 08/31/2017

UNITS/BOOK VALUE	DESCRIPTION	MARKET VALUE	COST	% OF PORT	ACCRUED INCOME
MONEY MARKET SWEEP FUNDS					
738,753.68	CUSIP # 60934N104 FEDERATED GOVERNMENT OBLIGATIONS FUND-IS	738,753.68	738,753.68	24	551.03
		738,753.68	738,753.68	24	551.03
CONVERTIBLE BONDS					
100,000	CUSIP # 02917TAB0 AMERICAN REALTY CAP PPTYS INC CONVERTIBLE UNTIL 12/14/2020 DTD 12/10/2013 3.75% 12/15/2020 LAST PRICED: 08/31/2017	103,500.00	101,331.36	3	791.67
100,000	CUSIP # 04010LAM5 ARES CAPITAL CORPORATION CONVERTIBLE UNTIL 01/14/2019 DTD 07/15/2014 4.375% 01/15/2019 LAST PRICED: 08/31/2017	102,500.00	102,669.17	3	559.03
101,000	CUSIP # 092533AB4 BLACKROCK CAPITAL INVESTMENT CONVERTIBLE UNTIL 02/14/2018 DTD 08/15/2013 5.5% 02/15/2018 LAST PRICED: 08/31/2017	102,515.00	102,322.78	3	246.89
60,000	CUSIP # 111621AQ1 BROCADE COMMUNICATIONS SYS INC CONVERTIBLE UNTIL 12/30/2019 DTD 01/01/2016 1.375% 01/01/2020 LAST PRICED: 08/31/2017	60,337.80	59,144.40	2	137.50
50,000	CUSIP # 16115QAC4 CHART INDUSTRIES INC CONVERTIBLE UNTIL 7/30/2018 DTD 08/03/2011 2% 08/01/2018 LAST PRICED: 08/31/2017	49,594.00	49,057.18	2	83.33
75,000	CUSIP # 177376AD2 CITRIX SYSTEMS INC CONVERTIBLE UNTIL 04/11/2019 DTD 04/15/2015 .5% 04/15/2019 LAST PRICED: 08/31/2017	88,218.75	83,417.38	3	141.67

STATEMENT OF ACCOUNT

Statement Period
Account Number

08/01/2017 through 08/31/2017

Asset Detail As Of 08/31/2017

UNITS/BOOK VALUE	DESCRIPTION	MARKET VALUE	COST	% OF PORT	ACCRUED INCOME
30,000	CUSIP # 42330PAG2 HELIX ENERGY SOLUTIONS GROUP CONVERTIBLE UNTIL 03/12/2032 DTD 03/12/2012 3.25% 03/15/2032-2018 LAST PRICED: 08/31/2017	29,943.90	30,872.14	1	449.58
30,000	CUSIP # 452327AF6 ILLUMINA INC CONVERTIBLE UNTIL 06/13/2019 DTD 06/11/2015 0% 06/15/2019 LAST PRICED: 08/31/2017	31,912.50	34,050.00	1	0.00
82,000	CUSIP # 452327AH2 ILLUMINA INC CONVERTIBLE UNTIL 06/15/2021 DTD 12/15/2014 .5% 06/15/2021 LAST PRICED: 08/31/2017	94,812.50	80,174.55	3	86.56
80,000	CUSIP # 458118AC0 INTEGRATED DEVICE TECHNOLOGY CONVERTIBLE UNTIL 11/11/2022 DTD 11/04/2015 .875% 11/15/2022 LAST PRICED: 08/31/2017	82,150.40	81,966.19	3	206.11
30,000	CUSIP # 458140AD2 INTEL CORP CONVERTIBLE UNTIL 12/15/2035 DTD 12/16/2005 2.95% 12/15/2035 LAST PRICED: 08/31/2017	40,331.40	37,924.99	1	186.83
100,000	CUSIP # 472319AG7 JEFFERIES GROUP INC CONVERTIBLE UNTIL 11/1/29 3.875% 11/01/2029-2017 LAST PRICED: 08/31/2017	100,000.00	102,256.37	3	1,291.67
60,000	CUSIP # 55608BAB1 MACQUARIE INFRASTRUCTURE CORP DTD 10/07/2016 2% 10/01/2023 LAST PRICED: 08/31/2017	58,687.80	60,463.11	2	500.00
81,000	CUSIP # 682189AK1 ON SEMICONDUCTOR CORPORATION CONVERTIBLE UNTIL 12/01/2020 DTD 06/01/2016 1% 12/01/2020 LAST PRICED: 08/31/2017	92,745.00	82,782.01	3	202.50

STATEMENT OF ACCOUNT

Statement Period
 Account Number

08/01/2017 through 08/31/2017

Asset Detail As Of 08/31/2017

UNITS/BOOK VALUE	DESCRIPTION	MARKET VALUE	COST	% OF PORT	ACCRUED INCOME
100,000	CUSIP # 741503AX4 PRICELINE GROUP INC/THE CONVERTIBLE UNTIL 09/14/2021 DTD 03/15/2015 .9% 09/15/2021 LAST PRICED: 08/31/2017	113,938.00	104,085.88	4	415.00
80,000	CUSIP # 749685AT0 RPM INTERNATIONAL INC CONVERTIBLE UNTIL 12/14/2020 DTD 12/09/2013 2.25% 12/15/2020 LAST PRICED: 08/31/2017	90,100.00	89,809.09	3	380.00
111,000	CUSIP # 74973WAB3 RTI INTERNATIONAL METALS INC CONVERTIBLE UNTIL 10/10/2019 DTD 04/17/2013 1.625% 10/15/2019 LAST PRICED: 08/31/2017	123,765.00	118,192.93	4	681.42
132,000	CUSIP # 779376AD4 ROVI CORPORATION CONVERTIBLE UNTIL 02/27/2020 DTD 03/01/2016 .5% 03/01/2020 LAST PRICED: 08/31/2017	128,948.16	132,631.76	4	330.00
105,000	CUSIP # 780287AA6 ROYAL GOLD INC DTD 06/20/2012 2.875% 06/15/2019 LAST PRICED: 08/31/2017	118,781.25	106,773.15	4	637.29
130,000	CUSIP # 84860WAA0 SPIRIT REALTY CAPITAL INC CONVERTIBLE UNTIL 05/13/2019 2.875% 05/15/2019 LAST PRICED: 08/31/2017	129,675.00	131,431.63	4	1,100.49
50,000	CUSIP # 87157BAA1 SYNCHRONOSS TECHNOLOGIES INC CONVERTIBLE UNTIL 08/13/2019 DTD 08/12/2014 .75% 08/15/2019 LAST PRICED: 08/31/2017	47,062.50	50,097.89	2	16.67
40,000	CUSIP # 87238QAB9 TCP CAPITAL CORPORATION CONVERTIBLE UNTIL 12/15/2019 DTD 06/15/2015 5.25% 12/15/2019 LAST PRICED: 08/31/2017	42,100.00	41,135.80	1	443.33

STATEMENT OF ACCOUNT

Statement Period
Account Number

08/01/2017 through 08/31/2017

Asset Detail As Of 08/31/2017

UNITS/BOOK VALUE	DESCRIPTION	MARKET VALUE	COST	% OF PORT	ACCRUED INCOME
100,000	CUSIP # 87265KAB8 TPG SPECIALTY LENDING INC CONVERTIBLE UNTIL 12/15/2019 DTD 06/15/2015 4.5% 12/15/2019 LAST PRICED: 08/31/2017	103,625.00	101,799.42	3	950.00
126,000	CUSIP # 88947EAM2 TOLL BROS FINANCE CORP DTD 09/11/2012 CONVERTIBLE UNTIL 09/15/2032 .5% 09/15/2032-2017 LAST PRICED: 08/31/2017	125,921.88	128,156.92	4	290.50
100,000	CUSIP # 92343XAA8 VERINT SYS INC CONVERTIBLE UNTIL 05/27/2021 DTD 06/18/2014 1.5% 06/01/2021 LAST PRICED: 08/31/2017	96,000.00	97,319.55	3	375.00
48,000	CUSIP # 984332AF3 YAHOO INC CONVERTIBLE UNTIL 11/29/2018 DTD 12/16/2014 0% 12/01/2018 LAST PRICED: 08/31/2017	59,940.00	50,310.00	2	0.00
		2,217,105.84	2,160,175.65	71	10,503.04
COMMON STOCK					
2	CUSIP # 958102105 WESTERN DIGITAL CORPORATION LAST PRICED: 08/31/2017	176.54	11,399.06	0	0.00
		176.54	11,399.06	0	0.00
PREFERRED STOCK					
1,300	CUSIP # 42809H404 HESS CORP LAST PRICED: 08/31/2017	64,935.00	74,223.50	2	0.00
1,200	CUSIP # 64944P307 NEW YORK CMNTY CAP TRUST V BONUSES UNITS CONVERTIBLE LAST PRICED: 08/31/2017	60,769.80	60,150.00	2	0.00



STATEMENT OF ACCOUNT

Statement Period
Account Number

08/01/2017 through 08/31/2017

Asset Detail As Of 08/31/2017

UNITS/BOOK VALUE	DESCRIPTION	MARKET VALUE	COST	% OF PORT	ACCRUED INCOME
		125,704.80	134,373.50	4	0.00
	CONVERTIBLE PREFERRED STOCK				
60	CUSIP # M8769Q136 TEVA PHARMACEUTICAL INDUSTRIES CONVERTIBLE UNTIL 12/15/2018 LAST PRICED: 08/31/2017	19,185.00	61,350.00	1	1,050.00
		19,185.00	61,350.00	1	1,050.00
	TOTAL INVESTMENTS	3,100,925.86			
	CASH	0.00			
	DUE FROM BROKER	0.00			
	DUE TO BROKER	0.00			
	NET ASSETS	3,100,925.86			
	ACCRUED INCOME	12,104.07			
	TOTAL MARKET VALUE	3,113,029.93			

STATEMENT OF ACCOUNT

Statement Period
Account Number

08/01/2017 through 08/31/2017

Asset Detail As Of 08/31/2017

UNITS/BOOK VALUE	DESCRIPTION	MARKET VALUE	COST	% OF PORT	ACCRUED INCOME
MONEY MARKET SWEEP FUNDS					
295,841.9	CUSIP # 60934N104 FEDERATED GOVERNMENT OBLIGATIONS FUND-IS	295,841.90	295,841.90	7	157.11
		295,841.90	295,841.90	7	157.11
ASSET BACKED SECURITIES					
70,000	CUSIP # 02005AFR4 ALLY MASTER OWNER TRUST SERIES 2017-1 CLASS A DTD 02/22/2017 1.635% 02/16/2021 LAST PRICED: 08/31/2017	70,134.76	70,164.64	2	54.05
18,971.62	CUSIP # 03065VAC1 AMERICREDIT AUTOMOBILE REC SERIES 16-1 CLASS A2B DTD 01/21/2016 1.98222% 06/10/2019 LAST PRICED: 08/31/2017	18,977.47	18,996.07	0	25.03
45,789.6	CUSIP # 03066DAC0 AMERICREDIT AUTOMOBILE RECV SERIES 16-2 CLASS A2B DTD 04/14/2016 1.93222% 10/08/2019 LAST PRICED: 08/31/2017	45,829.18	45,871.13	1	58.88
39,985.38	CUSIP # 13974MAH9 CAPITAL AUTO REC ASSET TR SERIES 16-2 CLASS A2B DTD 07/20/2016 1.82056% 01/22/2019 LAST PRICED: 08/31/2017	40,003.13	40,039.42	1	24.27
100,000	CUSIP # 14041NET4 CAPITAL ONE MULTI ASSET EXEC TR SERIES 2014-A5 CLASS A5 DTD 10/14/2014 1.48% 07/15/2020 LAST PRICED: 08/31/2017	100,000.00	100,011.27	2	65.78
100,078.03	CUSIP # 14313RAC7 CARMAX AUTO OWNER TRUST SERIES 14-2 CLASS A3 DTD 05/14/2014 .98% 01/15/2019 LAST PRICED: 08/31/2017	100,038.67	100,027.22	2	43.59

STATEMENT OF ACCOUNT

Statement Period
Account Number

08/01/2017 through 08/31/2017

Asset Detail As Of 08/31/2017

UNITS/BOOK VALUE	DESCRIPTION	MARKET VALUE	COST	% OF PORT	ACCRUED INCOME
23,846.16	CUSIP # 14313XAB6 CARMAX AUTO OWNER TRUST SERIES 15-4 CLASS A2A DTD 10/28/2015 1.09% 04/15/2019 LAST PRICED: 08/31/2017	23,840.93	23,834.98	1	11.55
4,636.76	CUSIP # 14313XAH3 CARMAX AUTO OWNER TRUST SERIES 15-4 CLASS A2B DTD 08/28/2015 1.82667% 04/15/2019 LAST PRICED: 08/31/2017	4,637.67	4,641.67	0	4.00
45,585.92	CUSIP # 14313YAB4 CARMAX AUTO OWNER TRUST SERIES 16-1 CLASS A2A DTD 02/03/2016 1.3% 04/15/2019 LAST PRICED: 08/31/2017	45,578.59	45,550.30	1	26.34
67,606.24	CUSIP # 14313YAH1 CARMAX AUTO OWNER TRUST SERIES 16-1 CLASS A2B DTD 02/03/2016 1.75667% 04/15/2019 LAST PRICED: 08/31/2017	67,650.50	67,692.82	2	49.48
46,066.84	CUSIP # 14314MAH6 CARMAX AUTO OWNER TRUST SERIES 16-2 CLASS A2B DTD 04/20/2016 1.69667% 06/17/2019 LAST PRICED: 08/31/2017	46,091.62	46,111.69	1	36.91
100,000	CUSIP # 161571FW9 CHASE ISSUANCE TRUST SERIES 2013-A3 CLASS A3 1.50667% 04/15/2020 LAST PRICED: 08/31/2017	100,138.47	100,140.79	2	71.15
60,000	CUSIP # 161571GA6 CHASE ISSUANCE TRUST SERIES 2013-A6 CLASS A6 DTD 07/25/2013 1.64667% 07/15/2020 LAST PRICED: 08/31/2017	60,196.54	60,066.57	1	46.66
100,000	CUSIP # 254683BG9 DISCOVER CARD EXECUTION NOTE TR SERIES 2014-A1 CLASS A1 DTD 01/27/2014 1.65667% 07/15/2021 LAST PRICED: 08/31/2017	100,484.43	100,417.62	2	78.23



STATEMENT OF ACCOUNT

Statement Period
Account Number

08/01/2017 through 08/31/2017

Asset Detail As Of 08/31/2017

UNITS/BOOK VALUE	DESCRIPTION	MARKET VALUE	COST	% OF PORT	ACCRUED INCOME
7,121.06	CUSIP # 31339D4N5 FED HOME LOAN MTG CORP SERIES 2411 CLASS FT DTD 02/15/2002 1.47667% 06/15/2021 LAST PRICED: 08/31/2017	7,093.05	7,107.71	0	4.67
38,854.35	CUSIP # 31359VLM3 FED NATL MTG ASSN SERIES 1999-7 CLASS F DTD 02/25/1999 1.58444% 03/25/2029 LAST PRICED: 08/31/2017	39,009.25	38,799.71	1	10.26
13,810	CUSIP # 31359WVC2 FED NATL MTG ASSN SERIES 1999-38 CLASS FK DTD 07/25/1999 1.68444% 08/25/2023 LAST PRICED: 08/31/2017	13,904.95	13,832.38	0	3.88
23,661.008	CUSIP # 3136AE7E1 FED NATL MTG ASSN SERIES 2013-M11 CLASS FA DTD 07/25/2013 1.56444% 01/25/2018 LAST PRICED: 08/31/2017	23,672.87	23,661.01	1	6.17
21,554.54	CUSIP # 3136AMMC0 FED NATL MTG ASSN SERIES 2015-M3 CLASS FA DTD 02/01/2015 1.49666% 06/25/2018 LAST PRICED: 08/31/2017	21,557.66	21,562.76	1	26.58
72,552.61	CUSIP # 3137A3MD8 FED HOME LOAN MTG CORP SERIES 3753 CLASS PF DTD 11/15/2010 1.62667% 06/15/2040 LAST PRICED: 08/31/2017	72,774.93	72,681.06	2	52.45
145,195.3165	CUSIP # 3137A7SR2 FEDERAL HOME LOAN MTG CORP SERIES 3824 CLASS FA DTD 03/15/2011 1.37667% 03/15/2026 LAST PRICED: 08/31/2017	145,206.80	145,161.79	4	88.84
101,015.01	CUSIP # 3137ACFY0 FED HOME LOAN MTG CORP SERIES 3877 CLASS NF DTD 06/15/2011 1.52667% 10/15/2025 LAST PRICED: 08/31/2017	101,276.86	101,136.39	2	68.54

STATEMENT OF ACCOUNT

Statement Period
Account Number

08/01/2017 through 08/31/2017

Asset Detail As Of 08/31/2017

UNITS/BOOK VALUE	DESCRIPTION	MARKET VALUE	COST	% OF PORT	ACCRUED INCOME
143,401.84	CUSIP # 3137AHU97 FED HOME LOAN MTG CORP SERIES 3951 CLASS FD DTD 11/15/2011 1.52667% 07/15/2026 LAST PRICED: 08/31/2017	143,775.95	143,753.64	3	97.30
11,062.98	CUSIP # 31392JL72 FED NATL MTG ASSN SERIES 2003-17 CLASS F DTD 02/25/2003 1.58444% 03/25/2018 LAST PRICED: 08/31/2017	11,070.81	11,065.80	0	2.92
26,522.51	CUSIP # 31393ARB5 FED NATL MTG ASSN SERIES 2003-25 CLASS FN DTD 03/25/2003 1.68444% 04/25/2018 LAST PRICED: 08/31/2017	26,542.43	26,527.18	1	7.45
457.73	CUSIP # 31393ASR9 FED NATL MTG ASSN SERIES 2003-27 CLASS XF DTD 03/25/2003 1.63444% 04/25/2018 LAST PRICED: 08/31/2017	457.92	457.93	0	0.12
26,181.05	CUSIP # 31393C5K5 FED NATL MTG ASSN SERIES 2003-66 CLASS MF DTD 06/25/2003 1.63444% 05/25/2023 LAST PRICED: 08/31/2017	26,184.56	26,181.05	1	7.13
56,488.88	CUSIP # 31393D2H3 FED NATL MTG ASSN SERIES 2003-75 CLASS FV DTD 07/25/2003 1.78444% 08/25/2018 LAST PRICED: 08/31/2017	56,604.53	56,509.68	1	16.80
100,151.9879	CUSIP # 31393YAY1 FED NATL MTG ASSN SERIES 2004-31 CLASS FG DTD 04/25/2004 1.63444% 08/25/2033 LAST PRICED: 08/31/2017	100,276.73	100,230.95	2	27.28
67,559.76	CUSIP # 31394BVE1 FED NATL MTG ASSN SERIES 2004-90 CLASS BF DTD 11/25/2004 1.48444% 11/25/2034 LAST PRICED: 08/31/2017	67,707.63	67,632.71	2	16.71

STATEMENT OF ACCOUNT

Statement Period
Account Number

08/01/2017 through 08/31/2017

Asset Detail As Of 08/31/2017

UNITS/BOOK VALUE	DESCRIPTION	MARKET VALUE	COST	% OF PORT	ACCRUED INCOME
15,896.3	CUSIP # 31394DKK5 FED NATL MTG ASSN SERIES 2005-37 CLASS AF DTD 04/25/2005 1.43444% 03/25/2035 LAST PRICED: 08/31/2017	15,902.89	15,896.30	0	3.80
171,938.178	CUSIP # 31394TK46 FED HOME LOAN MTG CORP SERIES 2763 CLASS FB DTD 03/15/2004 1.57667% 04/15/2032 LAST PRICED: 08/31/2017	172,443.30	172,027.43	4	120.48
32,388.9	CUSIP # 31394UY97 FED NATL MTG ASSN SERIES 2005-104 CLASS NF DTD 11/25/2005 1.53444% 03/25/2035 LAST PRICED: 08/31/2017	32,445.56	32,463.70	1	8.28
147,188.4	CUSIP # 31395ATV7 FED HOME LOAN MTG CORP SERIES 2812 CLASS FL DTD 06/30/2004 1.42667% 02/15/2023 LAST PRICED: 08/31/2017	146,584.62	147,142.40	4	93.33
21,591.12491	CUSIP # 31395CGV7 FED HOME LOAN MTG CORP SERIES 2831 CLASS AF DTD 07/15/2004 1.52667% 01/15/2018 LAST PRICED: 08/31/2017	21,596.60	21,577.63	1	14.65
47,845.29	CUSIP # 31395J2T2 FED HOME LOAN MTG CORP SERIES 2885 CLASS DF DTD 11/15/2004 1.57667% 04/15/2034 LAST PRICED: 08/31/2017	47,924.43	47,896.27	1	33.53
67,938.30675	CUSIP # 31395NTB3 FED NATL MTG ASSN REMIC TRUST SERIES 2006-60 CLASS DF DTD 06/25/2006 1.66444% 04/25/2035 LAST PRICED: 08/31/2017	68,259.55	68,221.07	2	18.85
75,486.98	CUSIP # 31395NTC1 FED NATL MTG ASSN SERIES 2006-60 CLASS FD DTD 06/25/2006 1.66444% 04/25/2035 LAST PRICED: 08/31/2017	75,843.92	75,508.97	2	20.94

STATEMENT OF ACCOUNT

Statement Period
Account Number

08/01/2017 through 08/31/2017

Asset Detail As Of 08/31/2017

UNITS/BOOK VALUE	DESCRIPTION	MARKET VALUE	COST	% OF PORT	ACCRUED INCOME
44,990.06	CUSIP # 31395NXJ1 FED NATL MTG ASSN SERIES 2006-56 CLASS FD DTD 06/25/2006 1.48444% 07/25/2036 LAST PRICED: 08/31/2017	44,982.37	45,002.98	1	11.13
15,945.13	CUSIP # 31395PJP8 FED HOME LOAN MTG CORP SERIES 2945 CLASS FA DTD 03/15/2005 1.39667% 03/15/2020 LAST PRICED: 08/31/2017	15,947.06	15,942.62	0	9.90
109,974.35569	CUSIP # 31397JAB0 FED HOME LOAN MTG CORP DTD 06/15/2007 1.37667% 10/15/2020 LAST PRICED: 08/31/2017	109,982.68	109,845.98	3	67.29
21,343.54	CUSIP # 31397JQN7 FED HOME LOAN MTG CORP SERIES 3351 CLASS FA 1.42667% 07/15/2022 LAST PRICED: 08/31/2017	21,353.99	21,316.85	1	13.53
37,332.61	CUSIP # 31397MRZ2 FED NATL MGT ASSN SERIES 2008-76 CLASS GF DTD 08/25/2008 1.88444% 09/25/2023 LAST PRICED: 08/31/2017	37,355.28	37,388.88	1	11.73
64,222.23	CUSIP # 31397SAF1 FED NATL MTG ASSN SERIES 2011-16 CLASS FB DTD 02/25/2011 1.38444% 03/25/2031 LAST PRICED: 08/31/2017	64,177.41	64,151.99	2	14.82
72,167.76	CUSIP # 31398TW49 FED NATL MTG ASSN SERIES 2010-103 CLASS DF DTD 08/25/2010 1.53444% 08/25/2040 LAST PRICED: 08/31/2017	72,546.65	72,167.76	2	18.46
148,884.31	CUSIP # 31398WRR7 FED HOME LOAN MTG CORP SERIES 3632 CLASS FD DTD 02/15/2010 1.72667% 06/15/2038 LAST PRICED: 08/31/2017	149,315.02	149,195.50	4	114.26

STATEMENT OF ACCOUNT

Statement Period
Account Number

08/01/2017 through 08/31/2017

Asset Detail As Of 08/31/2017

UNITS/BOOK VALUE	DESCRIPTION	MARKET VALUE	COST	% OF PORT	ACCRUED INCOME
100,000	CUSIP # 34528QBY9 FORD CDT FLOORPLAN MTR OWNER TR SERIES 2012-5 CLASS A DTD 09/19/2012 1.49% 09/15/2019 LAST PRICED: 08/31/2017	99,995.25	100,000.00	2	66.22
69,200.02	CUSIP # 34531AAB0 FORD CREDIT AUTO LEASE TRUST SERIES 16-A CLASS A2A DTD 03/22/2016 1.42% 11/15/2018 LAST PRICED: 08/31/2017	69,197.58	69,197.32	2	43.67
34,886.75	CUSIP # 34531PAC5 FORD CREDIT AUTO OWNER TRUST SERIES 16-A CLASS A2B DTD 01/26/2016 1.62667% 12/15/2018 LAST PRICED: 08/31/2017	34,895.20	34,901.73	1	23.65
68,138.33	CUSIP # 36250UAC8 GM FINANCIAL AUTOMOBILE LEASING SERIES 16-1 CLASS A2B DTD 02/25/2016 1.83056% 07/20/2018 LAST PRICED: 08/31/2017	68,176.47	68,206.40	2	41.58
26,637.64	CUSIP # 36251LAC7 GM FINANCIAL AUTO LEASING TRUST SERIES 16-2 CLASS A2B DTD 05/18/2016 1.73056% 10/22/2018 LAST PRICED: 08/31/2017	26,665.33	26,644.41	1	15.37
75,711.09	CUSIP # 36251MAC5 GM FINANCIAL AUTO LEASING TRUST SERIES 16-3 CLASS A2B DTD 09/22/2016 1.59056% 02/20/2019 LAST PRICED: 08/31/2017	75,754.13	75,716.88	2	40.14
100,000	CUSIP # 36253WAC1 GM FINANCIAL AUTOMOBILE LEASING SERIES 17-1 CLASS A2B DTD 03/15/2017 1.45056% 09/20/2019 LAST PRICED: 08/31/2017	100,037.84	100,070.31	2	0.00
75,000	CUSIP # 38013MAC0 GM FINANCIAL AUTOMOBILE LEASING SERIES 17-2 CLASS A2B DTD 06/14/2017 1.53056% 01/21/2020 LAST PRICED: 08/31/2017	75,036.96	75,046.36	2	38.26

STATEMENT OF ACCOUNT

Statement Period
Account Number

08/01/2017 through 08/31/2017

Asset Detail As Of 08/31/2017

UNITS/BOOK VALUE	DESCRIPTION	MARKET VALUE	COST	% OF PORT	ACCRUED INCOME
39,485.55	CUSIP # 38374HFH8 GOVT NATL MTG ASSN SERIES 2004-53 CLASS FB DTD 07/16/2004 1.62778% 02/16/2033 LAST PRICED: 08/31/2017	39,508.80	39,502.33	1	26.78
14,701.69	CUSIP # 38377NRC0 GOVT NATL MTG ASSN SERIES 2010-171 CLASS PF DTD 12/16/2010 1.67778% 03/16/2038 LAST PRICED: 08/31/2017	14,703.69	14,683.31	0	10.28
74,263.16	CUSIP # 65478UAC3 NISSAN AUTO RECEIVABLES OWNER TR SERIES 16-A CLASS A2B DTD 02/10/2016 1.57667% 02/15/2019 LAST PRICED: 08/31/2017	74,309.24	74,309.28	2	55.29
140,582.76	CUSIP # 65478VAC1 NISSAN AUTO RECEIVABLES OWNER SERIES 16-B CLASS A2B DTD 04/27/2016 1.52667% 04/15/2019 LAST PRICED: 08/31/2017	140,670.02	140,678.95	3	101.35
125,000	CUSIP # 65479AAC6 NISSAN AUTO LEASE TRUST SERIES 2017-A CLASS A2B DTD 06/28/2017 1.42667% 09/16/2019 LAST PRICED: 08/31/2017	125,074.58	125,078.13	3	0.00
67,875.44	CUSIP # 80281CAF2 SANTANDER DRIVE AUTO RECV TR SERIES 13-5 CLASS C DTD 11/20/2013 2.25% 06/17/2019 LAST PRICED: 08/31/2017	67,959.06	67,953.30	2	67.88
13,804.38	CUSIP # 80285CAE1 SANTANDER DRIVE AUTO RECEIVABLE SERIES 16-2 CLASS A2B DTD 05/11/2016 1.87667% 07/15/2019 LAST PRICED: 08/31/2017	13,806.55	13,821.13	0	12.23
58,071.56	CUSIP # 89231UAC1 TOYOTA AUTO RECEIVABLES OWNER TR SERIES 16-B CLASS A2B DTD 05/11/2016 1.47667% 10/15/2018 LAST PRICED: 08/31/2017	58,083.45	58,086.20	1	40.49



STATEMENT OF ACCOUNT

Statement Period
Account Number

08/01/2017 through 08/31/2017

Asset Detail As Of 08/31/2017

UNITS/BOOK VALUE	DESCRIPTION	MARKET VALUE	COST	% OF PORT	ACCRUED INCOME
95,989.86	CUSIP # 92867RAD1 VOLKSWAGEN AUTO LOAN ENHANCED SERIES 14-1 CLASS A4 DTD 04/30/2014 1.45% 09/21/2020 LAST PRICED: 08/31/2017	95,966.25	95,971.11	2	42.53
100,000	CUSIP # 981464ET3 WORLD FINL NETWORK CDT CARD MAST SERIES 2015-A CLASS A DTD 04/17/2015 1.70667% 02/15/2022 LAST PRICED: 08/31/2017	100,184.14	100,212.69	2	80.59
15,624.88	CUSIP # 98160YAC9 WORLD OMNI AUTO RECEIVABLES TR SERIES 15-B CLASS A2B DTD 10/14/2015 1.62667% 07/15/2019 LAST PRICED: 08/31/2017	15,629.29	15,624.88	0	12.00
		4,073,034.05	4,071,318.99	98	2,326.31
	TOTAL INVESTMENTS	4,368,875.95			
	CASH	0.00			
	DUE FROM BROKER	0.00			
	DUE TO BROKER	225,148.44			
	NET ASSETS	4,143,727.51			
	ACCRUED INCOME	2,483.42			
	TOTAL MARKET VALUE	4,146,210.93			

STATEMENT OF ACCOUNT

Statement Period
 Account Number

08/01/2017 through 08/31/2017

Asset Detail As Of 08/31/2017

UNITS/BOOK VALUE	DESCRIPTION	MARKET VALUE	COST	% OF PORT	ACCRUED INCOME
MONEY MARKET SWEEP FUNDS					
51,646.22	CUSIP # 60934N104 FEDERATED GOVERNMENT OBLIGATIONS FUND-IS	51,646.22	51,646.22	2	33.73
		51,646.22	51,646.22	2	33.73
US GOVERNMENT OBLIGATIONS					
10,000	CUSIP # 912828TW0 U S TREASURY NOTE DTD 10/31/2012 .75% 10/31/2017 LAST PRICED: 08/31/2017	9,994.80	10,000.09	0	25.41
15,000	CUSIP # 912828XB1 U S TREASURY NOTE DTD 05/15/2015 2.125% 05/15/2025 LAST PRICED: 08/31/2017	15,121.95	15,124.28	1	0.00
		25,116.75	25,124.37	1	25.41
ASSET BACKED SECURITIES					
20,230.92	CUSIP # 07401DBC4 BEAR STEARNS COMM MTG SEC SERIES 2007-PW18 CLASS A4 DTD 12/01/2007 5.7% 06/13/2050 LAST PRICED: 08/31/2017	20,250.97	20,778.87	1	92.89
9,006.9286	CUSIP # 84474YAAA4 SOUTHWEST AIRLINES SERIES 2007-1 DTD 10/03/2007 6.15% 02/01/2024 LAST PRICED: 08/31/2017	9,907.62	10,015.61	0	46.16
		30,158.59	30,794.48	1	139.05
CORPORATE BONDS					

STATEMENT OF ACCOUNT

Statement Period
Account Number

08/01/2017 through 08/31/2017

Asset Detail As Of 08/31/2017

UNITS/BOOK VALUE	DESCRIPTION	MARKET VALUE	COST	% OF PORT	ACCRUED INCOME
55,000	CUSIP # 00206RDA7 AT&T INC DTD 03/01/2016 5% 03/01/2021 LAST PRICED: 08/31/2017	59,702.50	59,460.27	3	1,375.00
20,000	CUSIP # 00209TAB1 COMCAST CABLE COMM HLDGS A T & T BROADBAND DTD 11/18/2002 9.455% 11/15/2022 LAST PRICED: 08/31/2017	26,780.00	26,648.13	1	556.79
15,000	CUSIP # 002824BD1 ABBOTT LABORATORIES DTD 11/22/2016 2.9% 11/30/2021-2021 LAST PRICED: 08/31/2017	15,258.60	15,070.47	1	109.96
15,000	CUSIP # 00287YAL3 ABBVIE INC DTD 05/06/2013 2.9% 11/06/2022 LAST PRICED: 08/31/2017	15,217.20	14,925.86	1	138.96
10,000	CUSIP # 00440EAS6 CHUBB (ACE) INA HOLDING INC DTD 03/16/2015 3.15% 03/15/2025 LAST PRICED: 08/31/2017	10,302.30	10,165.52	0	145.25
5,000	CUSIP # 020002AZ4 ALLSTATE CORP DTD 06/07/2013 3.15% 06/15/2023 LAST PRICED: 08/31/2017	5,188.95	5,059.31	0	33.25
	CUSIP # 025816BD0 AMERICAN EXPRESS CO DTD 12/03/2012 2.65% 12/02/2022 LAST PRICED: 08/31/2017	0.00	0.00	0	98.27
15,000	CUSIP # 025816BM0 AMERICAN EXPRESS CO DTD 08/01/2017 2.5% 08/01/2022-2022 LAST PRICED: 08/31/2017	15,070.50	15,059.70	1	0.00
10,000	CUSIP # 03076CAF3 AMERIPRISE FINANCIAL INC DTD 09/06/2013 4% 10/15/2023 LAST PRICED: 08/31/2017	10,798.10	10,710.67	1	151.11

STATEMENT OF ACCOUNT

Statement Period
Account Number

08/01/2017 through 08/31/2017

Asset Detail As Of 08/31/2017

UNITS/BOOK VALUE	DESCRIPTION	MARKET VALUE	COST	% OF PORT	ACCRUED INCOME
10,000	CUSIP # 031162BY5 AMGEN INC DTD 05/01/2015 3.125% 05/01/2025-2025 LAST PRICED: 08/31/2017	10,133.10	9,885.06	0	104.17
10,000	CUSIP # 032654AJ4 ANALOG DEVICES INC DTD 12/14/2015 3.9% 12/15/2025-2025 LAST PRICED: 08/31/2017	10,600.60	10,832.28	1	82.33
25,000	CUSIP # 035242AL0 ANHEUSER-BUSCH INBEV FIN DTD 01/25/2016 3.3% 02/01/2023-2022 LAST PRICED: 08/31/2017	25,961.25	25,479.45	1	68.75
5,000	CUSIP # 035242AP1 ANHEUSER-BUSCH INBEV FIN DTD 01/25/2016 3.65% 02/01/2026-2025 LAST PRICED: 08/31/2017	5,200.60	5,161.95	0	15.21
5,000	CUSIP # 039483BB7 ARCHER DANIELS MIDLAND DTD 04/04/2011 4.479% 03/01/2021 LAST PRICED: 08/31/2017	5,380.95	5,516.70	0	111.98
30,000	CUSIP # 049560AJ4 ATMOS ENERGY CORP DTD 03/26/2009 8.5% 03/15/2019 LAST PRICED: 08/31/2017	32,993.10	33,040.17	2	1,175.83
10,000	CUSIP # 05531FAU7 BB&T CORPORATION DTD 06/29/2015 2.625% 06/29/2020-2020 LAST PRICED: 08/31/2017	10,210.50	10,125.95	0	45.21
5,000	CUSIP # 05565QCS5 BP CAPITAL MARKETS PLC DTD 11/04/2014 3.535% 11/04/2024 LAST PRICED: 08/31/2017	5,209.30	5,188.23	0	57.44
20,000	CUSIP # 06051GFS3 BANK OF AMERICA CORP DTD 07/30/2015 3.875% 08/01/2025 LAST PRICED: 08/31/2017	21,029.20	20,196.42	1	64.58

STATEMENT OF ACCOUNT

Statement Period
 Account Number

08/01/2017 through 08/31/2017

Asset Detail As Of 08/31/2017

UNITS/BOOK VALUE	DESCRIPTION	MARKET VALUE	COST	% OF PORT	ACCRUED INCOME
20,000	CUSIP # 06051GFX2 BANK OF AMERICA CORP DTD 04/19/2016 3.5% 04/19/2026 LAST PRICED: 08/31/2017	20,363.40	19,726.55	1	256.67
5,000	CUSIP # 06406HDA4 BK OF NEW YORK MELLON CORP DTD 02/24/2015 3% 02/24/2025-2025 LAST PRICED: 08/31/2017	5,071.95	5,060.64	0	2.92
10,000	CUSIP # 084659AD3 BERKSHIRE HATHAWAY ENERGY CO DTD 12/04/2014 3.5% 02/01/2025-2024 LAST PRICED: 08/31/2017	10,423.00	10,601.56	0	29.17
15,000	CUSIP # 120568AT7 BUNGE LTD FINANCE CORP DTD 06/09/2009 8.5% 06/15/2019 LAST PRICED: 08/31/2017	16,666.50	16,488.60	1	269.17
5,000	CUSIP # 120568AX8 BUNGE LTD FINANCE CORP DTD 08/15/2016 3.25% 08/15/2026-2026 LAST PRICED: 08/31/2017	4,879.50	4,830.61	0	7.22
10,000	CUSIP # 12189TAA2 BURLINGTON NORTH SANTA FE DTD 12/11/1995 7% 12/15/2025 LAST PRICED: 08/31/2017	12,858.60	12,435.98	1	147.78
5,000	CUSIP # 126408HB2 CSX CORP DTD 07/21/2014 3.4% 08/01/2024-2024 LAST PRICED: 08/31/2017	5,173.75	5,245.06	0	14.17
20,000	CUSIP # 126650CK4 CVS HEALTH CORPORATION DTD 07/20/2015 3.5% 07/20/2022-2022 LAST PRICED: 08/31/2017	20,913.00	20,665.00	1	79.72
10,000	CUSIP # 14040HAY1 CAPITAL ONE FINANCIAL CORP DTD 7/19/2011 4.75% 07/15/2021 LAST PRICED: 08/31/2017	10,857.70	10,634.96	1	60.69

STATEMENT OF ACCOUNT

Statement Period
 Account Number

08/01/2017 through 08/31/2017

Asset Detail As Of 08/31/2017

UNITS/BOOK VALUE	DESCRIPTION	MARKET VALUE	COST	% OF PORT	ACCRUED INCOME
10,000	CUSIP # 14040HBD6 CAPITAL ONE FINANCIAL CORP DTD 06/06/2013 3.5% 06/15/2023 LAST PRICED: 08/31/2017	10,334.20	10,107.61	0	73.89
5,000	CUSIP # 14912L5F4 CATERPILLAR FINL SERVICES DTD 05/30/2012 2.85% 06/01/2022 LAST PRICED: 08/31/2017	5,125.30	5,025.30	0	35.63
10,000	CUSIP # 151020AH7 CELGENE CORP DTD 08/09/2012 3.25% 08/15/2022 LAST PRICED: 08/31/2017	10,357.40	10,375.26	0	14.44
25,000	CUSIP # 166764AY6 CHEVRON CORP DTD 11/17/2015 2.419% 11/17/2020-2020 LAST PRICED: 08/31/2017	25,412.50	25,403.74	1	174.71
25,000	CUSIP # 172967KN0 CITIGROUP INC DTD 05/02/2016 3.4% 05/01/2026 LAST PRICED: 08/31/2017	25,223.00	24,750.70	1	283.33
20,000	CUSIP # 20826FAD8 CONOCOPHILLIPS COMPANY DTD 11/12/2014 3.35% 11/15/2024-2024 LAST PRICED: 08/31/2017	20,674.20	20,523.46	1	197.28
10,000	CUSIP # 209115AC8 CONSOLIDATED EDISON INC DTD 05/16/2016 2% 05/15/2021-2021 LAST PRICED: 08/31/2017	9,964.20	9,825.57	0	58.89
15,000	CUSIP # 21036PAL2 CONSTELLATION BRANDS INC DTD 05/14/2013 4.25% 05/01/2023 LAST PRICED: 08/31/2017	16,194.45	15,536.11	1	212.50
10,000	CUSIP # 24713GAA0 DELPHI AUTOMOTIVE PLC DTD 11/19/2015 3.15% 11/19/2020-2020 LAST PRICED: 08/31/2017	10,257.80	10,254.98	0	88.38

STATEMENT OF ACCOUNT

Statement Period
Account Number

08/01/2017 through 08/31/2017

Asset Detail As Of 08/31/2017

UNITS/BOOK VALUE	DESCRIPTION	MARKET VALUE	COST	% OF PORT	ACCRUED INCOME
25,000	CUSIP # 25179MAK9 DEVON ENERGY CORPORATION DTD 07/12/2011 4% 07/15/2021-2021 LAST PRICED: 08/31/2017	26,079.75	24,058.53	1	127.78
15,000	CUSIP # 25243YAP4 DIAGEO CAPITAL PLC DTD 05/14/2010 4.828% 07/15/2020 LAST PRICED: 08/31/2017	16,230.90	16,240.67	1	92.54
10,000	CUSIP # 25746UCE7 DOMINION ENERGY INC DTD 09/24/2015 3.9% 10/01/2025-2025 LAST PRICED: 08/31/2017	10,599.00	10,636.82	1	162.50
20,000	CUSIP # 260543BX0 DOW CHEMICAL CO DTD 05/13/2009 8.55% 05/15/2019 LAST PRICED: 08/31/2017	22,188.40	22,162.29	1	503.50
25,000	CUSIP # 26441CAN5 DUKE ENERGY CORPORATION DTD 04/04/2014 3.75% 04/15/2024-2024 LAST PRICED: 08/31/2017	26,500.75	26,490.67	1	354.17
5,000	CUSIP # 278062AC8 EATON CORPORATION DTD 11/02/2013 2.75% 11/02/2022 LAST PRICED: 08/31/2017	5,072.45	5,045.67	0	45.45
15,000	CUSIP # 278865AL4 ECOLAB INC DTD 12/08/2011 4.35% 12/08/2021 LAST PRICED: 08/31/2017	16,319.25	16,229.28	1	150.44
20,000	CUSIP # 29379VAF0 ENTERPRISE PRODUCTS OPER LLC DTD 10/05/2009 5.25% 01/31/2020 LAST PRICED: 08/31/2017	21,467.60	21,409.02	1	87.50
5,000	CUSIP # 29379VBB8 ENTERPRISE PRODUCTS OPER LLC DTD 02/12/2014 3.9% 02/15/2024-2023 LAST PRICED: 08/31/2017	5,260.40	5,191.60	0	8.67

STATEMENT OF ACCOUNT

Statement Period
Account Number

08/01/2017 through 08/31/2017

Asset Detail As Of 08/31/2017

UNITS/BOOK VALUE	DESCRIPTION	MARKET VALUE	COST	% OF PORT	ACCRUED INCOME
10,000	CUSIP # 31428XBC9 FEDEX CORP DTD 01/09/2015 3.2% 02/01/2025 LAST PRICED: 08/31/2017	10,263.20	10,545.86	0	26.67
15,000	CUSIP # 337738AP3 FISERV INC DTD 05/22/2015 3.85% 06/01/2025-2025 LAST PRICED: 08/31/2017	15,753.45	15,401.77	1	144.38
5,000	CUSIP # 37045XAY2 GENERAL MOTORS FINL CO DTD 07/13/2015 3.2% 07/13/2020-2020 LAST PRICED: 08/31/2017	5,105.65	5,086.68	0	21.33
10,000	CUSIP # 375558AW3 GILEAD SCIENCES INC DTD 03/07/2014 3.7% 04/01/2024-2024 LAST PRICED: 08/31/2017	10,600.10	10,533.26	1	154.17
30,000	CUSIP # 38141GVM3 GOLDMAN SACHS GROUP INC DTD 03/03/2014 4% 03/03/2024 LAST PRICED: 08/31/2017	31,812.00	31,522.00	2	593.33
5,000	CUSIP # 404280AK5 HSBC HLDGS PLC DTD 04/05/2011 5.1% 04/05/2021 LAST PRICED: 08/31/2017	5,479.05	5,386.94	0	103.42
20,000	CUSIP # 404280AL3 HSBC HLDGS PLC DTD 11/17/2011 4.875% 01/14/2022 LAST PRICED: 08/31/2017	21,958.80	21,525.50	1	127.29
15,000	CUSIP # 437076BG6 HOME DEPOT INC DTD 06/02/2015 2.625% 06/01/2022-2022 LAST PRICED: 08/31/2017	15,310.20	15,494.59	1	98.44
15,000	CUSIP # 459200AM3 INTL BUSINESS MACHINES CORP INTERNATIONAL BUSINESS MACHS DEB 7% 10/30/2025 LAST PRICED: 08/31/2017	19,449.75	19,313.92	1	0.00

STATEMENT OF ACCOUNT

Statement Period
Account Number

08/01/2017 through 08/31/2017

Asset Detail As Of 08/31/2017

UNITS/BOOK VALUE	DESCRIPTION	MARKET VALUE	COST	% OF PORT	ACCRUED INCOME
10,000	CUSIP # 460146CE1 INTERNATIONAL PAPER CO DTD 08/10/2009 7.5% 08/15/2021 LAST PRICED: 08/31/2017	11,908.30	11,412.60	1	33.33
5,000	CUSIP # 460146CG6 INTERNATIONAL PAPER CO DTD 11/16/2011 4.75% 02/15/2022-2021 LAST PRICED: 08/31/2017	5,478.20	5,398.85	0	10.56
10,000	CUSIP # 460690BH2 INTERPUBLIC GROUP COS DTD 03/02/2012 4% 03/15/2022 LAST PRICED: 08/31/2017	10,552.60	10,454.97	1	184.44
55,000	CUSIP # 46625HJE1 JPMORGAN CHASE & CO DTD 09/24/2012 3.25% 09/23/2022 LAST PRICED: 08/31/2017	56,944.25	55,802.94	3	784.51
10,000	CUSIP # 50247VAA7 LYB INTL FINANCE BV DTD 07/16/2013 4% 07/15/2023 LAST PRICED: 08/31/2017	10,641.20	10,548.89	1	51.11
10,000	CUSIP # 534187BE8 LINCOLN NATIONAL CORPORATION DTD 03/09/2015 3.35% 03/09/2025 LAST PRICED: 08/31/2017	10,195.60	10,149.98	0	160.06
10,000	CUSIP # 539830BG3 LOCKHEED MARTIN CORPORATION DTD 11/23/2015 3.1% 01/15/2023-2022 LAST PRICED: 08/31/2017	10,360.00	10,162.35	0	39.61
5,000	CUSIP # 581557BE4 MCKESSON CORP DTD 03/10/2014 3.796% 03/15/2024-2023 LAST PRICED: 08/31/2017	5,284.65	5,033.90	0	87.52
10,000	CUSIP # 585055BS4 MEDTRONIC INC DTD 09/01/2015 3.5% 03/15/2025 LAST PRICED: 08/31/2017	10,542.30	10,463.75	1	161.39

STATEMENT OF ACCOUNT

Statement Period
 Account Number

08/01/2017 through 08/31/2017

Asset Detail As Of 08/31/2017

UNITS/BOOK VALUE	DESCRIPTION	MARKET VALUE	COST	% OF PORT	ACCRUED INCOME
5,000	CUSIP # 59156RBM9 METLIFE INC DTD 03/05/2015 3% 03/01/2025 LAST PRICED: 08/31/2017	5,070.40	5,049.89	0	75.00
10,000	CUSIP # 594918BJ2 MICROSOFT CORP DTD 11/03/2015 3.125% 11/03/2025-2025 LAST PRICED: 08/31/2017	10,344.80	10,370.67	0	102.43
15,000	CUSIP # 595620AM7 MIDAMERICAN ENERGY CO DTD 04/03/2014 3.5% 10/15/2024-2024 LAST PRICED: 08/31/2017	15,902.25	16,238.31	1	198.33
30,000	CUSIP # 61746BDJ2 MORGAN STANLEY DTD 02/25/2013 3.75% 02/25/2023 LAST PRICED: 08/31/2017	31,465.50	31,143.20	2	18.75
15,000	CUSIP # 637432MV4 NATIONAL RURAL UTIL COOP DTD 11/05/13 3.4% 11/15/2023-2023 LAST PRICED: 08/31/2017	15,754.20	15,436.82	1	150.17
5,000	CUSIP # 66989HAJ7 NOVARTIS CAPITAL CORP DTD 11/20/2015 3% 11/20/2025-2025 LAST PRICED: 08/31/2017	5,112.30	5,147.15	0	42.08
20,000	CUSIP # 670346AM7 NUCOR CORP DTD 07/29/2013 4% 08/01/2023-2023 LAST PRICED: 08/31/2017	21,433.20	20,997.94	1	66.67
25,000	CUSIP # 67066GAD6 NVIDIA CORPORATION DTD 09/16/2016 2.2% 09/16/2021-2021 LAST PRICED: 08/31/2017	25,037.25	24,800.01	1	252.08
15,000	CUSIP # 68389XBC8 ORACLE CORPORATION DTD 05/05/2015 2.95% 05/15/2025-2025 LAST PRICED: 08/31/2017	15,283.80	15,108.43	1	130.29

STATEMENT OF ACCOUNT

Statement Period
Account Number

08/01/2017 through 08/31/2017

Asset Detail As Of 08/31/2017

UNITS/BOOK VALUE	DESCRIPTION	MARKET VALUE	COST	% OF PORT	ACCRUED INCOME
25,000	CUSIP # 693476BJ1 PNC FUNDING CORP DTD 02/08/2010 5.125% 02/08/2020 LAST PRICED: 08/31/2017	26,894.50	26,737.19	1	81.86
5,000	CUSIP # 695114CM8 PACIFICORP DTD 05/12/2011 3.85% 06/15/2021-2021 LAST PRICED: 08/31/2017	5,315.70	5,340.39	0	40.64
5,000	CUSIP # 713448BR8 PEPSICO INC DTD 10/26/2010 3.125% 11/01/2020 LAST PRICED: 08/31/2017	5,203.70	5,174.86	0	52.08
40,000	CUSIP # 74432QBG9 PRUDENTIAL FINANCIAL INC SERIES MTND 06/08/2009 7.375% 06/15/2019 LAST PRICED: 08/31/2017	43,858.80	43,779.40	2	622.78
35,000	CUSIP # 748148PD9 QUEBEC PROVINCE CANADA DEB DTD 02/09/1994 7.125% 02/09/2024 LAST PRICED: 08/31/2017	44,142.35	44,441.72	2	152.40
30,000	CUSIP # 758202AG0 REED ELSEVIER CAPITAL DTD 01/16/2009 8.625% 01/15/2019 LAST PRICED: 08/31/2017	32,564.10	32,544.35	2	330.63
15,000	CUSIP # 772739AJ7 ROCK-TENN CO DTD 03/01/2013 4.45% 03/01/2019 LAST PRICED: 08/31/2017	15,532.50	15,414.63	1	333.75
10,000	CUSIP # 772739AL2 ROCK-TENN CO DTD 03/01/2013 4.9% 03/01/2022 LAST PRICED: 08/31/2017	10,982.80	10,885.97	1	245.00
30,000	CUSIP # 776696AC0 ROPER TECHNOLOGIES INC ROPER INDUSTRIES INC 6.25% 09/01/2019 LAST PRICED: 08/31/2017	32,479.50	32,334.83	2	937.50

STATEMENT OF ACCOUNT

Statement Period
 Account Number

08/01/2017 through 08/31/2017

Asset Detail As Of 08/31/2017

UNITS/BOOK VALUE	DESCRIPTION	MARKET VALUE	COST	% OF PORT	ACCRUED INCOME
15,000	CUSIP # 78355HKD0 RYDER SYSTEM INC DTD 02/24/2017 2.8% 03/01/2022-2022 LAST PRICED: 08/31/2017	15,259.20	15,049.18	1	218.17
20,000	CUSIP # 822582BP6 SHELL INTERNATIONAL FIN DTD 11/10/2015 2.25% 11/10/2020 LAST PRICED: 08/31/2017	20,230.20	19,890.20	1	138.75
10,000	CUSIP # 824348AU0 SHERWIN WILLIAMS CO DTD 05/16/2017 2.75% 06/01/2022-2022 LAST PRICED: 08/31/2017	10,075.90	10,019.91	0	80.21
5,000	CUSIP # 824348AW6 SHERWIN WILLIAMS CO DTD 05/16/2017 3.45% 06/01/2027-2027 LAST PRICED: 08/31/2017	5,052.10	5,070.09	0	50.31
5,000	CUSIP # 842434CM2 SOUTHERN CALIF GAS CO DTD 09/11/2014 3.15% 09/15/2024-2024 LAST PRICED: 08/31/2017	5,206.00	5,335.42	0	72.63
15,000	CUSIP # 844741BB3 SOUTHWEST AIRLINES CO DTD 11/05/2015 2.65% 11/05/2020-2020 LAST PRICED: 08/31/2017	15,261.60	15,167.79	1	128.08
5,000	CUSIP # 857477AT0 STATE STREET CORP DTD 08/18/2015 3.55% 08/18/2025 LAST PRICED: 08/31/2017	5,303.35	5,148.11	0	6.41
45,000	CUSIP # 85771PAG7 STATOIL ASA DTD 11/21/2012 2.45% 01/17/2023 LAST PRICED: 08/31/2017	45,226.80	44,436.80	2	134.75
25,000	CUSIP # 86765BAL3 SUNOCO LOGISTICS PARTNER DTD 01/10/2013 3.45% 01/15/2023-2022 LAST PRICED: 08/31/2017	25,181.50	24,588.64	1	110.21

STATEMENT OF ACCOUNT

Statement Period
Account Number

08/01/2017 through 08/31/2017

Asset Detail As Of 08/31/2017

UNITS/BOOK VALUE	DESCRIPTION	MARKET VALUE	COST	% OF PORT	ACCRUED INCOME
10,000	CUSIP # 867914BG7 SUNTRUST BANKS INC DTD 05/01/2014 2.5% 05/01/2019-2019 LAST PRICED: 08/31/2017	10,108.70	10,121.17	0	83.33
20,000	CUSIP # 867914BK8 SUNTRUST BANKS INC DTD 03/03/2016 2.9% 03/03/2021-2021 LAST PRICED: 08/31/2017	20,453.40	20,269.60	1	286.78
20,000	CUSIP # 87233QAA6 TC PIPELINES LP DTD 06/17/2011 4.65% 06/15/2021-2021 LAST PRICED: 08/31/2017	21,215.20	20,011.51	1	196.33
5,000	CUSIP # 87233QAB4 TC PIPELINES LP DTD 03/13/2015 4.375% 03/13/2025-2024 LAST PRICED: 08/31/2017	5,245.05	5,200.14	0	102.08
10,000	CUSIP # 883556AX0 THERMO FISHER SCIENTIFIC INC DTD 02/22/2011 4.5% 03/01/2021 LAST PRICED: 08/31/2017	10,772.60	10,508.25	1	225.00
10,000	CUSIP # 883556BN1 THERMO FISHER SCIENTIFIC INC DTD 04/13/2016 3% 04/15/2023-2023 LAST PRICED: 08/31/2017	10,207.60	9,816.33	0	113.33
15,000	CUSIP # 887317AV7 TIME WARNER INC DTD 05/28/2014 3.55% 06/01/2024-2024 LAST PRICED: 08/31/2017	15,371.55	15,708.73	1	133.13
5,000	CUSIP # 89233P7F7 TOYOTA MOTOR CREDIT CORP DTD 01/10/2013 2.625% 01/10/2023 LAST PRICED: 08/31/2017	5,081.75	5,102.33	0	18.59
15,000	CUSIP # 893526DK6 TRANS-CANADA PIPELINES DTD 09/23/2010 3.8% 10/01/2020 LAST PRICED: 08/31/2017	15,782.10	15,386.30	1	237.50

STATEMENT OF ACCOUNT

Statement Period
Account Number

08/01/2017 through 08/31/2017

Asset Detail As Of 08/31/2017

UNITS/BOOK VALUE	DESCRIPTION	MARKET VALUE	COST	% OF PORT	ACCRUED INCOME
20,000	CUSIP # 90131HBW4 21ST CENTY FOX AMER INC DTD 10/21/2015 3.7% 10/15/2025-2025 LAST PRICED: 08/31/2017	20,866.20	20,450.02	1	279.56
5,000	CUSIP # 91159HHG8 U S BANCORP DTD 01/30/2014 3.7% 01/30/2024-2023 LAST PRICED: 08/31/2017	5,311.40	5,249.17	0	15.93
5,000	CUSIP # 91159HHK9 U S BANCORP DTD 09/11/2014 3.6% 09/11/2024-2024 LAST PRICED: 08/31/2017	5,250.00	5,149.96	0	85.00
10,000	CUSIP # 91324PCP5 UNITEDHEALTH GROUP INC DTD 07/23/2015 3.75% 07/15/2025 LAST PRICED: 08/31/2017	10,648.60	10,544.85	1	47.92
25,000	CUSIP # 91913YAR1 VALERO ENERGY CORP DTD 02/08/2010 6.125% 02/01/2020 LAST PRICED: 08/31/2017	27,307.50	26,852.23	1	127.60
15,000	CUSIP # 92276MAZ8 VENTAS REALTY LP/CAP CRP DTD 08/03/2012 3.25% 08/15/2022-2022 LAST PRICED: 08/31/2017	15,401.40	15,146.26	1	21.67
35,000	CUSIP # 92343VDG6 VERIZON COMMUNICATIONS DTD 08/01/2016 1.75% 08/15/2021-2021 LAST PRICED: 08/31/2017	34,357.40	33,599.01	2	27.22
15,000	CUSIP # 927804FK5 VIRGINIA ELECTRIC & POWER CO DTD 01/12/2012 2.95% 01/15/2022-2021 LAST PRICED: 08/31/2017	15,431.40	15,459.48	1	56.54
15,000	CUSIP # 92857WBC3 VODAFONE GROUP PLC DTD 02/19/2013 2.95% 02/19/2023-2013 LAST PRICED: 08/31/2017	15,290.10	14,768.29	1	14.75

STATEMENT OF ACCOUNT

Statement Period
 Account Number

08/01/2017 through 08/31/2017

Asset Detail As Of 08/31/2017

UNITS/BOOK VALUE	DESCRIPTION	MARKET VALUE	COST	% OF PORT	ACCRUED INCOME
20,000	CUSIP # 931142DH3 WAL-MART STORES INC DTD 04/11/2013 2.55% 04/11/2023-2023 LAST PRICED: 08/31/2017	20,381.60	20,310.38	1	198.33
10,000	CUSIP # 94106LAW9 WASTE MANAGEMENT INC DTD 06/08/2010 4.75% 06/30/2020 LAST PRICED: 08/31/2017	10,769.90	10,709.95	1	80.49
15,000	CUSIP # 94973VBA4 ANTHEM INC DTD 09/10/2012 3.3% 01/15/2023 LAST PRICED: 08/31/2017	15,534.00	15,068.08	1	63.25
20,000	CUSIP # 94974BEV8 WELLS FARGO AND CO DTD 03/29/2011 4.6% 04/01/2021 LAST PRICED: 08/31/2017	21,615.60	21,602.83	1	383.33
30,000	CUSIP # 94974BGH7 WELLS FARGO AND CO DTD 02/19/2015 3% 02/19/2025 LAST PRICED: 08/31/2017	30,065.40	29,932.35	1	30.00
		1,814,787.75	1,794,340.25	87	18,254.38
FOREIGN BONDS-NOTES & DEBENTURES					
15,000	CUSIP # 05565QBZ0 BP CAPITAL MARKETS PLC DTD 05/07/2012 3.245% 05/06/2022 LAST PRICED: 08/31/2017	15,615.45	15,205.11	1	155.49
5,000	CUSIP # 111021AE1 BRITISH TELECOM PLC DTD 12/12/2000 9.125% 12/15/2030 LAST PRICED: 08/31/2017	7,736.20	7,628.90	0	96.32
10,000	CUSIP # 136385AR2 CANADIAN NATURAL RESOURCES LTD DTD 11/16/2011 3.45% 11/15/2021-2021 LAST PRICED: 08/31/2017	10,330.30	9,749.74	0	101.58

STATEMENT OF ACCOUNT

Statement Period
Account Number

08/01/2017 through 08/31/2017

Asset Detail As Of 08/31/2017

UNITS/BOOK VALUE	DESCRIPTION	MARKET VALUE	COST	% OF PORT	ACCRUED INCOME
5,000	CUSIP # 136385AX9 CANADIAN NATURAL RESOURCES LTD DTD 05/30/2017 3.85% 06/01/2027-2017 LAST PRICED: 08/31/2017	5,002.55	5,034.59	0	48.66
10,000	CUSIP # 13645RAK0 CANADIAN PACIFIC RR CO DTD 09/23/2010 4.45% 03/15/2023-2022 LAST PRICED: 08/31/2017	10,921.80	10,709.45	1	205.19
10,000	CUSIP # 25156PAC7 DEUTSCHE TELEKOM INTL FIN DTD 07/06/2000 8.75% 06/15/2030 LAST PRICED: 08/31/2017	14,852.70	14,804.67	1	184.72
20,000	CUSIP # 35177PAW7 FRANCE TELECOM SA DTD 09/14/2011 4.125% 09/14/2021 LAST PRICED: 08/31/2017	21,509.80	21,292.45	1	382.71
10,000	CUSIP # 377373AD7 GLAXOSMITHKLINE CAPITAL DTD 05/09/2012 2.85% 05/08/2022 LAST PRICED: 08/31/2017	10,266.60	10,247.17	0	89.46
10,000	CUSIP # 50247WAB3 LYB INTERNATIONAL DTD 03/02/2017 3.5% 03/02/2027-2026 LAST PRICED: 08/31/2017	10,029.60	9,893.45	0	174.03
10,000	CUSIP # 68323ABK9 PROVINCE OF ONTARIO DTD 06/29/2012 2.45% 06/29/2022 LAST PRICED: 08/31/2017	10,174.90	10,193.57	0	42.19
5,000	CUSIP # 822582BT8 SHELL INTERNATIONAL FIN DTD 05/10/2016 2.875% 05/10/2026 LAST PRICED: 08/31/2017	5,027.70	4,949.85	0	44.32
25,000	CUSIP # 87938WAM5 TELEFONICA EMISIONES SAU DTD 04/26/2010 5.134% 04/27/2020 LAST PRICED: 08/31/2017	26,907.75	26,796.07	1	442.09



STATEMENT OF ACCOUNT

Statement Period
Account Number

08/01/2017 through 08/31/2017

Asset Detail As Of 08/31/2017

UNITS/BOOK VALUE	DESCRIPTION	MARKET VALUE	COST	% OF PORT	ACCRUED INCOME
10,000	CUSIP # 87938WAP8 TELEFONICA EMISIONES SAU DTD 02/16/2011 5.462% 02/16/2021 LAST PRICED: 08/31/2017	11,029.50	10,991.74	1	22.76
		159,404.85	157,496.76	8	1,989.52
	TOTAL INVESTMENTS	2,081,114.16			
	CASH	0.00			
	DUE FROM BROKER	15,174.45			
	DUE TO BROKER	30,183.98			
	NET ASSETS	2,066,104.63			
	ACCRUED INCOME	20,442.09			
	TOTAL MARKET VALUE	2,086,546.72			



SAM HOUSTON STATE UNIVERSITY
 OPERATING LONG/PALMER SQUARE
 CAPITAL MANAGEMENT, LLC/
 TRUSTMARK NATIONAL BANK
 CUSTODIAN

STATEMENT OF ACCOUNT

Statement Period
 Account Number

08/01/2017 through 08/31/2017



Asset Detail As Of 08/31/2017

UNITS/BOOK VALUE	DESCRIPTION	MARKET VALUE	COST	% OF PORT	ACCRUED INCOME
MONEY MARKET SWEEP FUNDS					
532,279.06	CUSIP # 60934N104 FEDERATED GOVERNMENT OBLIGATIONS FUND-IS	532,279.06	532,279.06	8	216.00
		532,279.06	532,279.06	8	216.00
ASSET BACKED SECURITIES					
250,000	CUSIP # 036010AA4 ANNISA CLO LTD SERIES 16-2A CLASS E DTD 08/16/2016 8.55694% 07/20/2028 LAST PRICED: 08/31/2017	253,395.25	250,302.02	4	2,555.20
250,000	CUSIP # 03764QAJ1 APIDOS CLO SERIES 13-15A CLASS C DTD 10/16/2013 3.9456% 10/20/2025 LAST PRICED: 08/31/2017	252,452.75	244,158.55	4	1,178.20
350,000	CUSIP # 09626YAG5 BLUEMOUNTAIN CLO LTD SERIES 13-2A CLASS D DTD 07/18/2013 4.70317% 01/22/2025 LAST PRICED: 08/31/2017	351,806.35	333,151.35	6	1,874.74
250,000	CUSIP # 09627DAW5 BLUE MOUNTAIN CLO LTD SERIES 13-4A CLASS DR DTD 04/17/2017 4.30844% 04/15/2025 LAST PRICED: 08/31/2017	249,999.50	250,000.00	4	1,436.15
250,000	CUSIP # 12548VAM7 CIFC FUNDING LTD SERIES 12-2A CLASS A3R DTD 06/05/2015 3.64167% 12/05/2024 LAST PRICED: 08/31/2017	250,966.75	250,276.91	4	2,200.18
212,551.01	CUSIP # 14310DAC1 CARLYLE GLOBAL MARKET STRATEGIES SERIES 13-2A CLASS A1 DTD 03/28/2013 2.30844% 04/18/2025 LAST PRICED: 08/31/2017	213,026.06	212,619.53	3	613.33

STATEMENT OF ACCOUNT

Statement Period
 Account Number

08/01/2017 through 08/31/2017

Asset Detail As Of 08/31/2017

UNITS/BOOK VALUE	DESCRIPTION	MARKET VALUE	COST	% OF PORT	ACCRUED INCOME
250,000	CUSIP # 14310DAJ6 CARLYLE GLOBAL MARKET STRATEGIES SERIES 13-2A CLASS D DTD 03/28/2013 5.05361% 04/18/2025 LAST PRICED: 08/31/2017	250,388.00	250,000.00	4	1,579.25
250,000	CUSIP # 26244EAN0 DRYDEN SENIOR LOAN FUND SERIES 14-34A CLASS AR DTD 04/06/2017 2.30983% 10/15/2026 LAST PRICED: 08/31/2017	251,190.25	250,000.00	4	769.94
250,000	CUSIP # 26250DAU7 DRYDEN SENIOR LOAN FUND SERIES 12-24RA CLASS CR DTD 05/15/2015 3.60567% 11/15/2023 LAST PRICED: 08/31/2017	250,452.25	250,340.94	4	425.67
400,000	CUSIP # 26250DAY9 DRYDEN SENIOR LOAN FUND SERIES 2012-24RA CLASS ER DTD 05/15/2015 6.229% 11/15/2023 LAST PRICED: 08/31/2017	403,162.00	400,000.00	6	1,038.17
250,000	CUSIP # 29108QBC5 EMERSON PARK CLO LTD SERIES 13-1A CLASS C1R DTD 04/17/2017 0% 07/15/2025 LAST PRICED: 08/31/2017	250,616.50	250,000.00	4	0.00
86,265.09	CUSIP # 30605XAA1 FAIRWAY OUTDOOR FUNDING LLC SERIES 2012-1A CLASS A2 DTD 11/05/2012 4.212% 10/15/2042 LAST PRICED: 08/31/2017	87,797.16	77,014.94	1	161.49
74,556.68	CUSIP # 3137G0DE6 FED HOME LOAN MTG CORP SERIES 14-HQ3 CLASS M2 DTD 10/28/2014 3.88444% 10/25/2024 LAST PRICED: 08/31/2017	74,922.85	75,112.56	1	56.31
450,000	CUSIP # 398079AG8 GREYWOLF CLO LTD SERIES 2013-1A CLASS C DTD 03/28/2013 4.98844% 04/15/2025 LAST PRICED: 08/31/2017	450,339.75	445,590.00	7	2,993.06

STATEMENT OF ACCOUNT

Statement Period
 Account Number

08/01/2017 through 08/31/2017

██████████

Asset Detail As Of 08/31/2017

UNITS/BOOK VALUE	DESCRIPTION	MARKET VALUE	COST	% OF PORT	ACCRUED INCOME
80,021.95	CUSIP # 437302AA0 HOME PARTNERS OF AMERICA TRUST SERIES 2016-1 CLASS A DTD 02/04/2016 2.87667% 03/17/2033 LAST PRICED: 08/31/2017	80,840.45	81,008.51	1	95.92
450,000	CUSIP # 44986WAG0 ING INVESTMENT MANAGEMENT CLO SERIES 2013-2A CLASS C DTD 04/25/2013 4.81444% 04/25/2025 LAST PRICED: 08/31/2017	452,261.70	439,937.77	7	2,286.86
150,000	CUSIP # 46647NAA9 JP MORGAN CHASE COMM MTG SE SERIES 2016-ASH CLASS A DTD 11/30/2016 2.106% 10/15/2034 LAST PRICED: 08/31/2017	150,779.25	149,812.50	2	149.18
100,000	CUSIP # 46647NAG6 JP MORGAN CHASE COMM MTG SE SERIES 2016-ASH CLASS B DTD 11/30/2016 2.756% 10/15/2034 LAST PRICED: 08/31/2017	100,694.50	100,000.00	2	130.14
250,000	CUSIP # 64129JAY6 NEUBERGER BERMAN CLO LTD SERIES 13-14A CLASS DR DTD 04/28/2017 4.82178% 01/28/2030 LAST PRICED: 08/31/2017	251,868.25	251,870.57	4	1,171.96
450,000	CUSIP # 67108KAM7 OZLM FUNDING LTD SERIES 13-5A CLASS CR DTD 03/16/2017 0% 01/17/2026 LAST PRICED: 08/31/2017	450,000.00	450,000.00	7	3,147.30
49,750	CUSIP # 87244BAA6 TGIF FUNDING,LLC SERIES 17-1A CLASS A2 DTD 03/02/2017 6.202% 04/30/2047 LAST PRICED: 08/31/2017	50,351.48	49,221.41	1	265.70
250,000	CUSIP # 915324AA5 UPLAND CLO LTD SERIES 16-1A CLASS D DTD 05/03/2016 9.13122% 04/20/2028 LAST PRICED: 08/31/2017	254,681.25	253,928.42	4	2,726.68



SAM HOUSTON STATE UNIVERSITY
OPERATING LONG/PALMER SQUARE
CAPITAL MANAGEMENT, LLC/
TRUSTMARK NATIONAL BANK
CUSTODIAN

STATEMENT OF ACCOUNT

Page 20

Statement Period
Account Number

08/01/2017 through 08/31/2017

Asset Detail As Of 08/31/2017

UNITS/BOOK VALUE	DESCRIPTION	MARKET VALUE	COST	% OF PORT	ACCRUED INCOME
250,000	CUSIP # 92916XAG2 VOYA CLO LTD SERIES 13-3A CLASS CR DTD 04/18/2017 0% 01/18/2026 LAST PRICED: 08/31/2017	250,000.00	250,000.00	4	2,358.75
100,000	CUSIP # 931266AG5 WALDORF ASTORIA BOCA RATON TRUST SERIES 2016-BOCA CLASS B DTD 07/18/2016 3.277% 06/15/2029 LAST PRICED: 08/31/2017	100,514.80	100,000.00	2	154.75
		5,732,507.10	5,664,345.98	91	29,368.93
	TOTAL INVESTMENTS	6,264,786.16			
	CASH	0.00			
	DUE FROM BROKER	0.00			
	DUE TO BROKER	0.00			
	NET ASSETS	6,264,786.16			
	ACCRUED INCOME	29,584.93			
	TOTAL MARKET VALUE	6,294,371.09			

STATEMENT OF ACCOUNT

Statement Period
Account Number

08/01/2017 through 08/31/2017

Asset Detail As Of 08/31/2017

UNITS/BOOK VALUE	DESCRIPTION	MARKET VALUE	COST	% OF PORT	ACCRUED INCOME
MONEY MARKET SWEEP FUNDS					
132,455.36	CUSIP # 608919718 FEDERATED GOVERNMENT OBLIGATION FUND-PRM 117	132,455.36	132,455.36	4	97.36
		132,455.36	132,455.36	4	97.36
COMMON STOCK					
2,771	CUSIP # 03350F106 ANDEAVOR LOGISTICS LP LAST PRICED: 08/31/2017	137,857.25	129,373.18	5	0.00
2,263	CUSIP # 03673L103 ANTERO MIDSTREAM PARTNERS LP LAST PRICED: 08/31/2017	76,421.51	57,693.46	3	0.00
1,016	CUSIP # 03675Y103 ANTERO RESOURCES MIDSTREAM MANAGEMENT LLC LAST PRICED: 08/31/2017	19,364.96	22,601.73	1	0.00
2,139	CUSIP # 118230101 BUCKEYE PARTNERS LP LTD PARTNSHP INTS LAST PRICED: 08/31/2017	122,329.41	141,462.50	4	0.00
333	CUSIP # 16411R208 CHENIERE ENERGY INC COM LAST PRICED: 08/31/2017	14,249.07	16,034.98	0	0.00
2,126	CUSIP # 257454108 DOMINION ENERGY MIDSTREAM PRTRNS LAST PRICED: 08/31/2017	60,909.90	57,298.91	2	0.00
2,343	CUSIP # 26885B100 EQT MIDSTREAM PARTNERS LP COM LAST PRICED: 08/31/2017	178,934.91	170,651.30	6	0.00

STATEMENT OF ACCOUNT

Statement Period
Account Number

08/01/2017 through 08/31/2017

Asset Detail As Of 08/31/2017

UNITS/BOOK VALUE	DESCRIPTION	MARKET VALUE	COST	% OF PORT	ACCRUED INCOME
624	CUSIP # 26885J103 EQT GP HOLDINGS LP LAST PRICED: 08/31/2017	17,796.48	15,014.65	1	0.00
11,161	CUSIP # 29273V100 ENERGY TRANSFER EQUITY LP COM LAST PRICED: 08/31/2017	193,866.57	165,021.94	6	0.00
7,234	CUSIP # 29278N103 ENERGY TRANSFER PARTNERS LP LAST PRICED: 08/31/2017	137,518.34	175,796.25	5	0.00
10,086	CUSIP # 293792107 ENTERPRISE PRODUCTS PARTNERS LP COM LAST PRICED: 08/31/2017	262,942.02	257,975.83	9	0.00
1,889	CUSIP # 371927104 GENESIS ENERGY L.P. COM LAST PRICED: 08/31/2017	50,436.30	63,117.66	2	0.00
5,256	CUSIP # 55336V100 MPLX LP LAST PRICED: 08/31/2017	180,385.92	165,372.97	6	0.00
3,360	CUSIP # 559080106 MAGELLAN MIDSTREAM PARTNERS COM LAST PRICED: 08/31/2017	226,430.40	236,477.30	8	0.00
502	CUSIP # 65506L105 NOBLE MIDSTREAM PARTNERS LP LAST PRICED: 08/31/2017	24,181.34	17,258.61	1	0.00
651	CUSIP # 67058H102 NUSTAR ENERGY LP COM LAST PRICED: 08/31/2017	26,358.99	31,203.34	1	0.00
3,295	CUSIP # 682680103 ONEOK INC COM LAST PRICED: 08/31/2017	178,457.20	129,566.57	6	0.00
2,258	CUSIP # 718549207 PHILLIPS 66 PARTNERS LP COM LAST PRICED: 08/31/2017	107,887.24	116,362.83	4	0.00

STATEMENT OF ACCOUNT

Statement Period
Account Number

08/01/2017 through 08/31/2017

Asset Detail As Of 08/31/2017

UNITS/BOOK VALUE	DESCRIPTION	MARKET VALUE	COST	% OF PORT	ACCRUED INCOME
8,449	CUSIP # 726503105 PLAINS ALL AMERN PIPELINE LP COM LAST PRICED: 08/31/2017	183,005.34	228,348.98	6	0.00
2,727	CUSIP # 822634101 SHELL MIDSTREAM PARTNERS LP LAST PRICED: 08/31/2017	75,456.09	83,512.68	3	0.00
1,513	CUSIP # 84756N109 SPECTRA ENERGY PARTNERS LP COM LAST PRICED: 08/31/2017	67,071.29	70,755.99	2	0.00
597	CUSIP # 874696107 TALLGRASS ENERGY GP LP LAST PRICED: 08/31/2017	16,047.36	14,443.71	1	0.00
1,560	CUSIP # 874697105 TALLGRASS ENERGY PARTNERS LP LAST PRICED: 08/31/2017	73,741.20	69,980.47	2	0.00
1,138	CUSIP # 87612G101 TARGA RESOURCES CORPORATION COM LAST PRICED: 08/31/2017	50,720.66	65,175.09	2	0.00
1,440	CUSIP # 91914J102 VALERO ENERGY PARTNERS LP COM LAST PRICED: 08/31/2017	62,712.00	62,475.74	2	0.00
2,777	CUSIP # 958254104 WESTERN GAS PARTNERS LP COM LAST PRICED: 08/31/2017	141,849.16	138,843.67	5	0.00
352	CUSIP # 95825R103 WESTERN GAS EQUITY PARTNERS LP COM LAST PRICED: 08/31/2017	14,266.56	13,533.66	0	0.00
2,495	CUSIP # 969457100 WILLIAMS COMPANIES INC COM LAST PRICED: 08/31/2017	74,176.35	62,440.85	2	0.00
2,746	CUSIP # 96949L105 WILLIAMS PARTNERS LP NEW LAST PRICED: 08/31/2017	108,192.40	96,830.63	4	0.00
		2,883,566.22	2,874,625.48	96	0.00



STATEMENT OF ACCOUNT

Statement Period
Account Number

08/01/2017 through 08/31/2017

Asset Detail As Of 08/31/2017

UNITS/BOOK VALUE	DESCRIPTION	MARKET VALUE	COST	% OF PORT	ACCRUED INCOME
	TOTAL INVESTMENTS	3,016,021.58			
	CASH	0.00			
	DUE FROM BROKER	0.00			
	DUE TO BROKER	0.00			
	NET ASSETS	3,016,021.58			
	ACCRUED INCOME	97.36			
	TOTAL MARKET VALUE	3,016,118.94			

Sul Ross State University
OPERATING & NON OPERATING QUARTERLY INVESTMENT REPORT
PERIODS ENDING 08/31/2017 (TRADE DATE FULL ACCRUAL BASIS)

Agency/Description	Cusip Number	Purchase Date	Maturity Date	Beginning Market Value As of 05/31/17	Ending Market Value As of 08/31/17	Book Balance As of 08/31/17	Quarter Ending 08/31/17 Investment Income	Return *
<u>Operating Short-Intermediate</u>								
Cash in Bank - WTNB				\$ 2,380,085.64	\$ 1,155,838.24	\$ 1,155,838.24	\$ 2,833.31	0.12%
Cash in Treasury				\$ 2,346,883.31	\$ 1,611,813.67	\$ 1,611,813.67	\$ 6,915.31	0.30%
TexPool Series 0001	General Fund			\$ 11,586,373.20	\$ 14,064,213.69	\$ 14,064,213.69	\$ 27,841.33	0.25%
WTNB - Payroll				\$ 28,274.58	\$ 30,846.08	\$ 30,846.08	\$ 82.69	0.27%
WTNB Clearing				\$ 248.91	\$ 249.44	\$ 249.44	\$ 0.53	0.21%
IBC Bank				\$ 7,356.34	\$ 8,998.38	\$ 8,998.38	\$ 3.22	0.05%
Clearing Fund- US Bank				\$ 3,352.26	\$ 542.47	\$ 542.47	\$ 0.21	0.02%
Clearing Fund- FSB Bank				\$ 7,012.13	\$ 7,197.21	\$ 7,197.21	\$ -	0.00%
Clearing Fund- TB&T Bank				\$ 10,461.02	\$ 5,741.08	\$ 5,741.08	\$ -	-0.42%
Totals				\$ 16,370,047.39	\$ 16,885,440.26	\$ 16,885,440.26	\$ 37,676.60	0.24%
							Merrill Lynch 6 Month T-Bill	0.34%
<u>Operating Long</u>								
TexPool Series 001 - A				\$ 4,950,351.64	\$ 4,961,639.92	\$ 4,961,639.92	\$ 11,287.44	0.25%
Totals				\$ 4,950,351.64	\$ 4,961,639.92	\$ 4,961,639.92	\$ 11,287.44	0.25%
							ML 1-3 Year Treasury	0.32%
<u>Bond Proceeds</u>								
TexPool Series 002	Campus Access Phase II a			\$ 6,253,806.98	\$ 6,268,816.29	\$ 6,268,816.29	\$ 15,009.31	0.24%
TexPool Series 003	Stadium and Recreation A			\$ 93,519.33	\$ 93,743.79	\$ 93,743.79	\$ 224.46	0.24%
Totals				\$ 6,347,326.31	\$ 6,362,560.08	\$ 6,362,560.08	\$ 15,233.77	0.24%
							Merrill Lynch 6 Month T-Bill	0.34%

* Cash and Texpool returns may be impacted by Inflows and/or Outflows in the period and may not match published returns.

Sul Ross State University investment portfolios comply with investment strategy expressed in Texas State University System Investment Policies and with relevant provisions of the Texas Public Funds Investment Act.



 Cesario Valenzuela
 Vice President for Finance and Operations

Date 9/27/17

Sul Ross State University
ENDOWMENT QUARTERLY INVESTMENT REPORT
PERIODS ENDING 08/31/2017 (TRADE DATE FULL ACCRUAL BASIS)

Allocation Current	Mutual Fund / Manager	Market Value	Quarter Return	FYTD Return
100.0 %	Total Plan Composite	\$ 19,341,497	3.02%	12.01%
	<i>Total Blended Index</i>		2.41%	10.36%
57.3 %	Domestic Equity	\$ 11,076,436	3.95%	16.42%
	<i>Russell 3000</i>		3.00%	16.06%
10.3	Parnassus Equity Income - PRILX	1,997,145	2.32%	10.97%
10.7	Vanguard Institl Index - VINIX	2,071,245	3.00%	16.19%
11.6	Laudus Growth Investors -LGILX	2,253,035	6.35%	22.86%
12.7	Quantum Capital Management	2,459,560	2.52%	14.76%
11.9	Baird SMID V	2,295,451	5.21%	16.08%
11.1 %	International Equity	\$ 2,151,369	5.30%	22.09%
	<i>MSCI EAFE</i>		2.71%	18.19%
5.8	Franklin Intl SCG - FKSCX	1,113,305	5.73%	27.51%
5.4	Nationwide Bailard - NWHNX	1,038,064	4.84%	16.50%
13.1 %	Real Estate	\$ 2,526,792	3.15%	-1.33%
	<i>FTSE NAREIT</i>		3.88%	2.74%
13.1	REMS RE 50/50 Income - RREIX	2,526,792	3.15%	-1.33%
14.5 %	Total Fixed Income	\$ 2,800,343	0.18%	0.21%
	<i>Blended Fixed Index</i>		1.23%	0.49%
0.1 %	Municipal Bonds	\$ 10,021	2.62%	5.30%
	<i>Blmbg 3 Yr Muni</i>		0.56%	1.14%
0.1	Tampa Fl, Alleghany Health	10,021	2.62%	5.30%
14.4 %	Hybrid Securities	\$ 2,790,322	-2.45%	1.19%
	<i>Blmbg Aggregate</i>		1.23%	0.49%
14.4	Tortoise MLP	2,790,322	-2.45%	1.19%
4.1 %	Other	\$ 786,556	0.21%	0.57%
4.0	TexPool Series 0004	772,828	0.21%	0.58%
0.1	Cash in Bank- Trustmark	13,728	0.01%	0.01%

Blended Indexes are based on the current weights of each asset class and their respective benchmarks.

*Currently the policy benchmark is a blend of 27% S&P 500, 24% Russell 2500, 7% MSCI EAFE, 7% S&P Developed Ex-US SC, and 35% Blmbg Aggregate.

Sul Ross State University
ENDOWMENT QUARTERLY INVESTMENT REPORT
PERIOD ENDING 08/31/2017 (TRADE DATE FULL ACCRUAL BASIS)

Mutual Fund / Manager	Beginning Market Value	Deposits	Withdrawals	Income	Fees	Gains / Losses	Ending Market Value
Total Plan Composite	\$18,804,797	\$367,878	-\$363,043	\$108,577	-\$11,874	\$435,163	\$19,341,497
Domestic Equity	\$10,662,722	\$4,603	-\$5,183	\$29,179	-\$5,183	\$390,300	\$11,076,436
Parnassus Equity Income - PRILX	\$1,951,814			\$5,877		\$39,454	\$1,997,145
Vanguard Instltl Index - VINIX	\$2,010,997			\$8,887		\$51,361	\$2,071,245
Laudus Growth Investors -LGILX	\$2,118,493					\$134,543	\$2,253,035
Quantum Capital Management	\$2,394,951	\$4,603	-\$250	\$5,574	-\$250	\$54,932	\$2,459,560
Baird SMID V	\$2,186,467		-\$4,933	\$8,840	-\$4,933	\$110,011	\$2,295,451
International Equity	\$2,043,062	\$0	\$0	\$0	\$0	\$108,307	\$2,151,369
Franklin Intl SCG - FKSCX	\$1,052,955					\$60,350	\$1,113,305
Nationwide Bailard - NWHNX	\$990,107					\$47,957	\$1,038,064
Real Estate	\$2,449,568	\$0	\$0	\$33,238	\$0	\$43,986	\$2,526,792
REMS RE 50/50 Income - RREIX	\$2,449,568			\$33,238		\$43,986	\$2,526,792
Total Fixed Income	\$2,870,651	\$5,386	-\$5,893	\$44,295	-\$5,636	-\$108,460	\$2,800,343
Municipal Bonds	\$10,022	\$0	-\$256	\$256	\$0	-\$1	\$10,021
Tampa FI, Alleghany Health	\$10,022		-\$256	\$256		-\$1	\$10,021
Hybrid Securities	\$2,860,629	\$5,386	-\$5,636	\$44,038	-\$5,636	-\$108,459	\$2,790,322
Tortoise MLP	\$2,860,629	\$5,386	-\$5,636	\$44,038	-\$5,636	-\$108,459	\$2,790,322
Other	\$778,794	\$357,889	-\$351,967	\$1,866	-\$1,055	\$1,029	\$786,556
TexPool Series 0004	\$764,041	\$356,949	-\$350,000	\$1,838		\$0	\$772,828
Cash in Bank- Trustmark	\$14,753	\$940	-\$1,967	\$28	-\$1,055	\$1,029	\$13,728

STATEMENT OF ACCOUNT

Statement Period
Account Number

07/01/2017 through 07/31/2017

Asset Detail As Of 07/31/2017

UNITS/BOOK VALUE	DESCRIPTION	MARKET VALUE	COST	% OF PORT	ACCRUED INCOME
MONEY MARKET SWEEP FUNDS					
21,020.18	CUSIP # 60934N104 FEDERATED GOVERNMENT OBLIGATIONS FUND-IS	21,020.18	21,020.18	1	21.18
		21,020.18	21,020.18	1	21.18
COMMON STOCK					
2,749	CUSIP # 00922R105 AIR TRANSPORT SERVICE GROUP COM LAST PRICED: 07/31/2017	66,965.64	47,130.08	3	0.00
1,113	CUSIP # 018802108 ALLIANT ENERGY CORP COM LAST PRICED: 07/31/2017	45,109.89	34,201.24	2	350.60
766	CUSIP # 025932104 AMERICAN FIN GROUP INC OHIO COM LAST PRICED: 07/31/2017	77,672.40	49,590.68	4	0.00
1,270	CUSIP # 05351W103 AVANGRID INC LAST PRICED: 07/31/2017	57,683.40	48,278.44	3	0.00
1,320	CUSIP # 05566U108 BOFI HOLDINGS INC COM LAST PRICED: 07/31/2017	36,788.40	33,281.95	2	0.00
582	CUSIP # 077454106 BELDEN INC COM LAST PRICED: 07/31/2017	41,869.08	42,826.06	2	0.00
6,300	CUSIP # 09739C102 BOINGO WIRELESS INC LAST PRICED: 07/31/2017	93,429.00	61,134.98	4	0.00
4,696	CUSIP # 232806109 CYPRESS SEMICONDUCTOR CORP COM LAST PRICED: 07/31/2017	66,683.20	55,972.85	3	0.00

STATEMENT OF ACCOUNT

Statement Period
Account Number

07/01/2017 through 07/31/2017

Asset Detail As Of 07/31/2017

UNITS/BOOK VALUE	DESCRIPTION	MARKET VALUE	COST	% OF PORT	ACCRUED INCOME
618	CUSIP # 248019101 DELUXE CORP COM LAST PRICED: 07/31/2017	44,619.60	39,459.42	2	0.00
199	CUSIP # 25264R207 DIAMOND HILL INVESTMENT GROUP LAST PRICED: 07/31/2017	39,302.50	41,530.40	2	0.00
845	CUSIP # 25659T107 DOLBY LABORATORIES INC - CL A COM LAST PRICED: 07/31/2017	43,728.75	45,139.22	2	0.00
1,022	CUSIP # 428291108 HEXCEL CORP COM LAST PRICED: 07/31/2017	52,295.74	50,350.06	2	0.00
1,626	CUSIP # 432748101 HILLTOP HOLDINGS INC COM LAST PRICED: 07/31/2017	40,698.78	39,798.95	2	0.00
405	CUSIP # 44930G107 ICU MEDICAL INC COM LAST PRICED: 07/31/2017	69,619.50	38,970.55	3	0.00
777	CUSIP # 48123V102 J2 GLOBAL INC COM LAST PRICED: 07/31/2017	65,757.51	52,239.57	3	0.00
1,374	CUSIP # 501889208 LKQ CORPORATION COM LAST PRICED: 07/31/2017	47,485.44	40,378.97	2	0.00
377	CUSIP # 50540R409 LABORATORY CORP AMER HLDGS LAST PRICED: 07/31/2017	59,909.07	48,393.87	3	0.00
1,224	CUSIP # 513272104 LAMB WESTON HOLDINGS INC LAST PRICED: 07/31/2017	53,831.52	38,874.61	2	0.00
1,161	CUSIP # 59100U108 META FINANCIAL GROUP INC LAST PRICED: 07/31/2017	82,779.30	51,237.70	4	0.00

STATEMENT OF ACCOUNT

Statement Period
Account Number

07/01/2017 through 07/31/2017

Asset Detail As Of 07/31/2017

UNITS/BOOK VALUE	DESCRIPTION	MARKET VALUE	COST	% OF PORT	ACCRUED INCOME
1,733	CUSIP # 620071100 MOTORCAR PARTS OF AMERICA INC COM LAST PRICED: 07/31/2017	48,472.01	53,798.21	2	0.00
3,941	CUSIP # 629209305 NMI HOLDINGS INC CLASS A LAST PRICED: 07/31/2017	46,503.80	43,464.11	2	0.00
481	CUSIP # 68557N103 ORBITAL ATK INC LAST PRICED: 07/31/2017	49,148.58	41,930.89	2	0.00
1,520	CUSIP # 68572N104 ORCHIDS PAPER PRODUCTS COMPANY LAST PRICED: 07/31/2017	17,115.20	40,514.46	1	0.00
652	CUSIP # 723484101 PINNACLE WEST CAP CORP FORMERLY AZP GROUP LAST PRICED: 07/31/2017	56,547.96	41,151.81	3	427.06
1,795	CUSIP # 74762E102 QUANTA SERVICES INC COM LAST PRICED: 07/31/2017	60,545.35	59,855.91	3	0.00
1,419	CUSIP # 75970E107 RENASANT CORPORATION COM LAST PRICED: 07/31/2017	60,151.41	47,011.89	3	0.00
429	CUSIP # 774341101 ROCKWELL COLLINS INC COM LAST PRICED: 07/31/2017	45,701.37	42,167.35	2	0.00
454	CUSIP # 83088M102 SKYWORKS SOLUTIONS INC COM LAST PRICED: 07/31/2017	47,610.98	41,412.11	2	0.00
423	CUSIP # 852857200 STAMPS.COM INC COM LAST PRICED: 07/31/2017	62,646.30	40,445.57	3	0.00
447	CUSIP # 92343E102 VERISIGN INC COM LAST PRICED: 07/31/2017	45,222.99	30,492.04	2	0.00

STATEMENT OF ACCOUNT

Statement Period
Account Number

07/01/2017 through 07/31/2017

Asset Detail As Of 07/31/2017

UNITS/BOOK VALUE	DESCRIPTION	MARKET VALUE	COST	% OF PORT	ACCRUED INCOME
5,895	CUSIP # 98884U108 ZAGG INCORPORATED LAST PRICED: 07/31/2017	49,812.75	42,846.63	2	0.00
		1,675,707.42	1,383,880.58	76	777.66
FOREIGN STOCK					
2,705	CUSIP # G06207115 ATLAS FINANCIAL HOLDINGS INC LAST PRICED: 07/31/2017	41,792.25	51,415.95	2	0.00
215	CUSIP # G50871105 JAZZ PHARMACEUTICALS PLC COM LAST PRICED: 07/31/2017	33,026.15	33,172.29	1	0.00
		74,818.40	84,588.24	3	0.00
REAL ESTATE INVESTMENT TRUST					
1,235	CUSIP # 008492100 AGREE REALTY CORPORATION LAST PRICED: 07/31/2017	60,724.95	46,565.80	3	0.00
1,894	CUSIP # 09257W100 BLACKSTONE MTG TRUST INC CL A COM LAST PRICED: 07/31/2017	58,467.78	55,705.38	3	0.00
856	CUSIP # 23283R100 CYRUSONE INC LAST PRICED: 07/31/2017	51,111.76	43,255.56	2	0.00
2,558	CUSIP # 42225P501 HEALTHCARE TRUST OF AMERICA INC LAST PRICED: 07/31/2017	78,249.22	73,631.74	4	0.00
1,188	CUSIP # 502175102 LTC PROPERTIES INC COM LAST PRICED: 07/31/2017	61,348.32	49,426.03	3	0.00



STATEMENT OF ACCOUNT

Statement Period
Account Number

07/01/2017 through 07/31/2017

Asset Detail As Of 07/31/2017

UNITS/BOOK VALUE	DESCRIPTION	MARKET VALUE	COST	% OF PORT	ACCRUED INCOME
3,300	CUSIP # 71943U104 PHYSICIANS REALTY TRUST LAST PRICED: 07/31/2017	61,446.00	54,912.00	3	0.00
		371,348.03	323,496.51	17	0.00
	AMERICAN DEPOSITORY RECEIPTS				
1,450	CUSIP # 82706C108 SILICON MOTION TECHNOLOGY CORP LAST PRICED: 07/31/2017	59,609.50	57,582.08	3	0.00
		59,609.50	57,582.08	3	0.00
	TOTAL INVESTMENTS	2,202,503.53			
	CASH	0.00			
	DUE FROM BROKER	0.00			
	DUE TO BROKER	0.00			
	NET ASSETS	2,202,503.53			
	ACCRUED INCOME	798.84			
	TOTAL MARKET VALUE	2,203,302.37			

STATEMENT OF ACCOUNT

Statement Period
Account Number

07/01/2017 through 07/31/2017

Asset Detail As Of 07/31/2017

UNITS/BOOK VALUE	DESCRIPTION	MARKET VALUE	COST	% OF PORT	ACCRUED INCOME
MONEY MARKET SWEEP FUNDS					
13,418.47	CUSIP # 60934N104 FEDERATED GOVERNMENT OBLIGATIONS FUND-IS	13,418.47	13,418.47	100	9.67
		13,418.47	13,418.47	100	9.67
	TOTAL INVESTMENTS	13,418.47			
	CASH	0.00			
	DUE FROM BROKER	0.00			
	DUE TO BROKER	0.00			
	NET ASSETS	13,418.47			
	ACCRUED INCOME	9.67			
	TOTAL MARKET VALUE	13,428.14			

STATEMENT OF ACCOUNT

Statement Period
Account Number

07/01/2017 through 07/31/2017

Asset Detail As Of 07/31/2017

UNITS/BOOK VALUE	DESCRIPTION	MARKET VALUE	COST	% OF PORT	ACCRUED INCOME
MONEY MARKET SWEEP FUNDS					
646.13	CUSIP # 60934N104 FEDERATED GOVERNMENT OBLIGATIONS FUND-IS	646.13	646.13	0	0.56
		646.13	646.13	0	0.56
MUTUAL FUNDS - EQUITY					
52,938.902	CUSIP # 353533888 FRANKLIN INTERNATIONAL SMALL CAP GROWTH FUND - ADV LAST PRICED: 07/31/2017	1,094,247.10	955,693.58	10	0.00
110,280.734	CUSIP # 51855Q549 LAUDUS GROWTH INVESTORS U.S. LARGE CAP GROWTH FUND LAST PRICED: 07/31/2017	2,226,568.02	1,775,808.05	20	0.00
119,730.599	CUSIP # 63868B799 NATIONWIDE BAILARD INTERNATIONAL EQUITIES FUND - INS SV LAST PRICED: 07/31/2017	1,027,288.54	914,149.52	9	0.00
47,002.709	CUSIP # 701769408 PARNASSUS CORE EQUITY FUND - INS LAST PRICED: 07/31/2017	1,995,265.00	1,631,864.09	18	0.00
9,164.8	CUSIP # 922040100 VANGUARD INSTITUTIONAL INDEX FD 94 LAST PRICED: 07/31/2017	2,065,012.74	1,403,941.51	19	0.00
202,034.137	CUSIP # 98147A428 WORLDS FUNDS TRUST REMS REAL ESTATE INCOME 50/50 FUND - INS LAST PRICED: 07/31/2017	2,543,609.78	2,773,509.76	23	0.00
		10,951,991.18	9,454,966.51	100	0.00



STATEMENT OF ACCOUNT

Statement Period
Account Number

07/01/2017 through 07/31/2017

Asset Detail As Of 07/31/2017

UNITS/BOOK VALUE	DESCRIPTION	MARKET VALUE	COST	% OF PORT	ACCRUED INCOME
	TOTAL INVESTMENTS	10,952,637.31			
	CASH	0.00			
	DUE FROM BROKER	0.00			
	DUE TO BROKER	0.00			
	NET ASSETS	10,952,637.31			
	ACCRUED INCOME	0.56			
	TOTAL MARKET VALUE	10,952,637.87			

STATEMENT OF ACCOUNT

Statement Period
Account Number

07/01/2017 through 07/31/2017

Asset Detail As Of 07/31/2017

UNITS/BOOK VALUE	DESCRIPTION	MARKET VALUE	COST	% OF PORT	ACCRUED INCOME
MONEY MARKET SWEEP FUNDS					
9,649.78	CUSIP # 60934N104 FEDERATED GOVERNMENT OBLIGATIONS FUND-IS	9,649.78	9,649.78	0	5.95
		9,649.78	9,649.78	0	5.95
COMMON STOCK					
724	CUSIP # 00737L103 ADTALEM GLOBAL EDUCATION INC LAST PRICED: 07/31/2017	23,530.00	25,361.00	1	0.00
1,865	CUSIP # 00912X302 AIR LEASE CORPORATION COM LAST PRICED: 07/31/2017	73,816.70	57,634.77	3	0.00
2,395	CUSIP # 02874P103 AMERICAN OUTDOOR BRANDS CORP LAST PRICED: 07/31/2017	49,504.65	50,908.33	2	0.00
459	CUSIP # 09073M104 BIO-TECHNE CORPORATION LAST PRICED: 07/31/2017	53,202.69	48,570.92	2	0.00
1,693	CUSIP # 125581801 CIT GROUP INC COM LAST PRICED: 07/31/2017	80,671.45	61,205.07	3	0.00
1,377	CUSIP # 132011107 CAMBREX CORP COM LAST PRICED: 07/31/2017	83,997.00	63,246.40	3	0.00
1,149	CUSIP # 14149Y108 CARDINAL HEALTH INC COM LAST PRICED: 07/31/2017	88,771.74	86,858.52	4	0.00
1,207	CUSIP # 16411R208 CHENIERE ENERGY INC COM LAST PRICED: 07/31/2017	54,556.40	45,953.74	2	0.00

STATEMENT OF ACCOUNT

Statement Period
Account Number

07/01/2017 through 07/31/2017

Asset Detail As Of 07/31/2017

UNITS/BOOK VALUE	DESCRIPTION	MARKET VALUE	COST	% OF PORT	ACCRUED INCOME
2,978	CUSIP # 22284P105 COVENANT TRANSPORT INC-CL A COM LAST PRICED: 07/31/2017	55,837.50	57,962.71	2	0.00
718	CUSIP # 252131107 DEXCOM INC COM LAST PRICED: 07/31/2017	47,825.98	49,161.82	2	0.00
1,083	CUSIP # 25659T107 DOLBY LABORATORIES INC - CL A COM LAST PRICED: 07/31/2017	56,045.25	54,490.14	2	0.00
7,129	CUSIP # 26817R108 DYNEGY INC COM LAST PRICED: 07/31/2017	64,018.42	57,992.94	3	0.00
407	CUSIP # 26969P108 EAGLE MATERIALS INC COM LAST PRICED: 07/31/2017	38,298.70	31,808.83	2	0.00
5,395	CUSIP # 302520101 FNB CORP COM LAST PRICED: 07/31/2017	73,911.50	70,454.97	3	0.00
3,355	CUSIP # 315405100 FERRO CORP COM LAST PRICED: 07/31/2017	64,550.20	45,017.02	3	0.00
1,568	CUSIP # 34959E109 FORTINET INC COM LAST PRICED: 07/31/2017	57,874.88	46,908.24	2	0.00
3,398	CUSIP # 369300108 GENERAL CABLE CORPORATION COM LAST PRICED: 07/31/2017	65,581.40	57,269.64	3	0.00
2,061	CUSIP # 382550101 GOODYEAR TIRE AND RUBBER CO COM LAST PRICED: 07/31/2017	64,942.11	73,343.57	3	206.10
679	CUSIP # 44919P508 IAC/INTERACTIVECORP LAST PRICED: 07/31/2017	71,043.77	37,303.92	3	0.00

STATEMENT OF ACCOUNT

Statement Period
Account Number

07/01/2017 through 07/31/2017

Asset Detail As Of 07/31/2017

UNITS/BOOK VALUE	DESCRIPTION	MARKET VALUE	COST	% OF PORT	ACCRUED INCOME
2,337	CUSIP # 45772F107 INPHI CORPORATION LAST PRICED: 07/31/2017	89,740.80	94,714.29	4	0.00
4,332	CUSIP # 477143101 JETBLUE AWYS CORP COM LAST PRICED: 07/31/2017	95,000.76	84,742.81	4	0.00
1,364	CUSIP # 55405Y100 MACOM TECHNOLOGY SOLUTIONS HOLDINGS INC. LAST PRICED: 07/31/2017	82,590.20	32,495.32	3	0.00
955	CUSIP # 64829B100 NEW RELIC, INC LAST PRICED: 07/31/2017	44,846.80	35,324.59	2	0.00
2,005	CUSIP # 680665205 OLIN CORPORATION COM LAST PRICED: 07/31/2017	59,107.40	54,943.23	2	0.00
4,413	CUSIP # 750236101 RADIAN GROUP INC COM LAST PRICED: 07/31/2017	76,874.46	72,924.46	3	0.00
3,311	CUSIP # 762760106 RICE ENERGY INC COM LAST PRICED: 07/31/2017	92,608.67	69,977.76	4	0.00
809	CUSIP # 783549108 RYDER SYSTEM INC COM LAST PRICED: 07/31/2017	58,862.84	55,820.17	2	0.00
2,160	CUSIP # 78469X107 SPX FLOW INC LAST PRICED: 07/31/2017	76,593.60	71,089.99	3	0.00
1,259	CUSIP # 81761R109 SERVICEMASTER GLOBAL HLDGS INC LAST PRICED: 07/31/2017	55,345.64	49,848.16	2	0.00
6,848	CUSIP # 87265H109 TRI POINTE HOMES INC COM LAST PRICED: 07/31/2017	91,078.40	87,910.21	4	0.00

STATEMENT OF ACCOUNT

 Statement Period
 Account Number

07/01/2017 through 07/31/2017

Asset Detail As Of 07/31/2017

UNITS/BOOK VALUE	DESCRIPTION	MARKET VALUE	COST	% OF PORT	ACCRUED INCOME
528	CUSIP # 913903100 UNIVERSAL HEALTH SVCS CL B LAST PRICED: 07/31/2017	58,518.24	62,333.90	2	0.00
1,092	CUSIP # 969904101 WILLIAMS SONOMA INC COM LAST PRICED: 07/31/2017	50,701.56	58,324.87	2	425.88
9,895	CUSIP # 98986T108 ZYNGA INC COM LAST PRICED: 07/31/2017	35,720.95	37,019.17	1	0.00
1,851	CUSIP # N59465109 MYLAN INC NV LAST PRICED: 07/31/2017	72,170.49	77,854.58	3	0.00
		2,207,741.15	1,966,776.06	88	631.98
FOREIGN STOCK					
1,600	CUSIP # G0585R106 ASSURED GUARANTY LTD COM LAST PRICED: 07/31/2017	72,016.00	41,864.92	3	0.00
696	CUSIP # G9078F107 TRITON INTERNATIONAL LTD OF BERMUDA LAST PRICED: 07/31/2017	25,097.76	25,146.13	1	0.00
2,713	CUSIP # L72967109 ORION ENGINEERED CARBONS SA LAST PRICED: 07/31/2017	56,973.00	37,313.57	2	0.00
7,068	CUSIP # N22035104 CONSTELLIUM NV CLASS A COM LAST PRICED: 07/31/2017	62,198.40	61,951.77	2	0.00
		216,285.16	166,276.39	9	0.00
REAL ESTATE INVESTMENT TRUST					



STATEMENT OF ACCOUNT

Statement Period
Account Number

07/01/2017 through 07/31/2017

Asset Detail As Of 07/31/2017

UNITS/BOOK VALUE	DESCRIPTION	MARKET VALUE	COST	% OF PORT	ACCRUED INCOME
2,389	CUSIP # 85254J102 STAG INDUSTRIAL INC LAST PRICED: 07/31/2017	65,195.81	56,901.22	3	280.71
		65,195.81	56,901.22	3	280.71
	TOTAL INVESTMENTS	2,498,871.90			
	CASH	0.00			
	DUE FROM BROKER	0.00			
	DUE TO BROKER	0.00			
	NET ASSETS	2,498,871.90			
	ACCRUED INCOME	918.64			
	TOTAL MARKET VALUE	2,499,790.54			

STATEMENT OF ACCOUNT

Statement Period
Account Number

07/01/2017 through 07/31/2017

Asset Detail As Of 07/31/2017

UNITS/BOOK VALUE	DESCRIPTION	MARKET VALUE	COST	% OF PORT	ACCRUED INCOME
MONEY MARKET SWEEP FUNDS					
79,764.24	CUSIP # 60934N104 FEDERATED GOVERNMENT OBLIGATIONS FUND-IS	79,764.24	79,764.24	3	58.19
		79,764.24	79,764.24	3	58.19
COMMON STOCK					
2,172	CUSIP # 03673L103 ANTERO MIDSTREAM PARTNERS LP LAST PRICED: 07/31/2017	75,346.68	61,684.58	3	0.00
1,015	CUSIP # 03675Y103 ANTERO RESOURCES MIDSTREAM MANAGEMENT LLC LAST PRICED: 07/31/2017	21,548.45	22,317.74	1	0.00
2,006	CUSIP # 118230101 BUCKEYE PARTNERS LP LTD PARTNSHP INTS LAST PRICED: 07/31/2017	127,160.34	144,128.39	4	0.00
323	CUSIP # 16411R208 CHENIERE ENERGY INC COM LAST PRICED: 07/31/2017	14,599.60	15,698.38	1	0.00
2,278	CUSIP # 257454108 DOMINION ENERGY MIDSTREAM PRTNRS LAST PRICED: 07/31/2017	63,784.00	58,901.28	2	0.00
2,128	CUSIP # 26885B100 EQT MIDSTREAM PARTNERS LP COM LAST PRICED: 07/31/2017	165,409.44	144,988.59	6	0.00
536	CUSIP # 26885J103 EQT GP HOLDINGS LP LAST PRICED: 07/31/2017	15,651.20	17,448.68	1	0.00

STATEMENT OF ACCOUNT

Statement Period
Account Number

07/01/2017 through 07/31/2017

Asset Detail As Of 07/31/2017

UNITS/BOOK VALUE	DESCRIPTION	MARKET VALUE	COST	% OF PORT	ACCRUED INCOME
10,614	CUSIP # 29273V100 ENERGY TRANSFER EQUITY LP COM LAST PRICED: 07/31/2017	187,549.38	186,483.49	6	0.00
6,692	CUSIP # 29278N103 ENERGY TRANSFER PARTNERS LP LAST PRICED: 07/31/2017	138,457.48	194,342.51	5	0.00
9,465	CUSIP # 293792107 ENTERPRISE PRODUCTS PARTNERS LP COM LAST PRICED: 07/31/2017	257,448.00	292,298.04	9	3,975.30
2,004	CUSIP # 371927104 GENESIS ENERGY L.P. COM LAST PRICED: 07/31/2017	60,520.80	95,940.57	2	1,447.89
4,560	CUSIP # 55336V100 MPLX LP LAST PRICED: 07/31/2017	165,756.00	205,689.64	6	0.00
3,175	CUSIP # 559080106 MAGELLAN MIDSTREAM PARTNERS COM LAST PRICED: 07/31/2017	221,488.00	204,925.80	8	2,825.75
446	CUSIP # 65506L105 NOBLE MIDSTREAM PARTNERS LP LAST PRICED: 07/31/2017	20,248.40	11,839.67	1	0.00
610	CUSIP # 67058H102 NUSTAR ENERGY LP COM LAST PRICED: 07/31/2017	26,400.80	28,273.50	1	0.00
3,098	CUSIP # 682680103 ONEOK INC COM LAST PRICED: 07/31/2017	175,253.86	108,320.55	6	0.00
1,997	CUSIP # 718549207 PHILLIPS 66 PARTNERS LP COM LAST PRICED: 07/31/2017	100,369.22	107,137.30	3	1,228.16
7,541	CUSIP # 726503105 PLAINS ALL AMERN PIPELINE LP COM LAST PRICED: 07/31/2017	198,856.17	342,223.51	7	4,147.55

STATEMENT OF ACCOUNT

Statement Period
Account Number

07/01/2017 through 07/31/2017

Asset Detail As Of 07/31/2017

UNITS/BOOK VALUE	DESCRIPTION	MARKET VALUE	COST	% OF PORT	ACCRUED INCOME
2,302	CUSIP # 822634101 SHELL MIDSTREAM PARTNERS LP LAST PRICED: 07/31/2017	65,791.16	75,318.13	2	700.04
1,412	CUSIP # 84756N109 SPECTRA ENERGY PARTNERS LP COM LAST PRICED: 07/31/2017	63,822.40	68,488.96	2	0.00
523	CUSIP # 874696107 TALLGRASS ENERGY GP LP LAST PRICED: 07/31/2017	13,571.85	11,506.00	0	179.13
1,459	CUSIP # 874697105 TALLGRASS ENERGY PARTNERS LP LAST PRICED: 07/31/2017	74,584.08	64,865.21	3	1,349.58
1,081	CUSIP # 87612G101 TARGA RESOURCES CORPORATION COM LAST PRICED: 07/31/2017	50,169.21	61,654.91	2	983.71
2,555	CUSIP # 88160T107 TESORO LOGISTICS LP COM LAST PRICED: 07/31/2017	133,192.15	142,907.04	5	0.00
1,269	CUSIP # 91914J102 VALERO ENERGY PARTNERS LP COM LAST PRICED: 07/31/2017	56,635.47	51,652.86	2	577.40
2,333	CUSIP # 958254104 WESTERN GAS PARTNERS LP COM LAST PRICED: 07/31/2017	121,152.69	142,583.80	4	2,076.37
382	CUSIP # 95825R103 WESTERN GAS EQUITY PARTNERS LP COM LAST PRICED: 07/31/2017	16,147.14	16,361.69	1	201.51
2,342	CUSIP # 969457100 WILLIAMS COMPANIES INC COM LAST PRICED: 07/31/2017	74,428.76	65,761.65	3	0.00
2,585	CUSIP # 96949L105 WILLIAMS PARTNERS LP NEW LAST PRICED: 07/31/2017	107,096.55	94,148.89	4	0.00
		2,812,439.28	3,037,891.36	97	19,692.39



STATEMENT OF ACCOUNT

Statement Period
Account Number

07/01/2017 through 07/31/2017

Asset Detail As Of 07/31/2017


UNITS/BOOK VALUE	DESCRIPTION	MARKET VALUE	COST	% OF PORT	ACCRUED INCOME
	TOTAL INVESTMENTS	2,892,203.52			
	CASH	0.00			
	DUE FROM BROKER	0.00			
	DUE TO BROKER	0.00			
	NET ASSETS	2,892,203.52			
	ACCRUED INCOME	19,750.58			
	TOTAL MARKET VALUE	2,911,954.10			

Texas State University
OPERATING & NON OPERATING QUARTERLY INVESTMENT REPORT
PERIODS ENDING 08/31/2017 (TRADE DATE FULL ACCRUAL BASIS)

Agency/Description	Cusip Number	Purchase Date	Maturity Date	Beginning Market Value As of 05/31/17	Ending Market Value As of 08/31/17	Book Balance As of 08/31/17	Quarter Ending 08/31/17 Investment Income Return *	
Operating Short-Intermediate								
Cash In Bank				\$ 7,757,424.02	\$ 11,336,142.01	\$ 11,336,142.01	\$ 180.11	0.00%
Cash In State Treasury				\$ 17,311,427.09	\$ 29,476,196.03	\$ 29,476,196.03	\$ 49,564.14	0.31%
TexPool Series 0009	General Account			\$ 192,619,926.98	\$ -	\$ -	\$ 213,307.13	0.07%
TexPool Prime 0009	General Account			\$ -	\$ 269,865,270.22	\$ 269,865,270.22	\$ 301,234.49	0.12%
TexPool Series 0011	Property Deposits			\$ 3,257.13	\$ -	\$ -	\$ 140.80	0.07%
DFA 1 Yr FI - DFIHX				\$ 50,595,614.55	\$ 50,750,692.19	\$ 50,847,723.16	\$ 158,871.15	0.31%
Totals				\$ 268,287,649.77	\$ 361,428,300.45	\$ 361,525,331.42	\$ 723,297.82	0.16%
							6 Month T-Bill	0.34%
Operating Long								
Sage Non-Operating	*Holdings Report Attached			\$ 80,870,192.14	\$ 81,261,090.10	\$ 80,912,012.41	\$ 679,221.34	0.53%
Totals				\$ 80,870,192.14	\$ 81,261,090.10	\$ 80,912,012.41	\$ 679,221.34	0.53%
							ML 1-3 Year Treasury	0.32%
Bond Proceeds								
TexPool Series 0028	North Housing			\$ 2,267,267.46	\$ -	\$ -	\$ 2,596.32	0.07%
TexPool Prime 0028	North Housing			\$ -	\$ 2,273,389.67	\$ 2,273,389.67	\$ 3,525.89	0.11%
TexPool Series 0074 & Bk	TSUS - 15			\$ 1,946,745.10	\$ -	\$ -	\$ 1,409.25	-0.06%
TexPool Prime 0074 & Bk	TSUS - 15			\$ -	\$ 1,945,775.75	\$ 1,945,775.75	\$ 3,841.44	0.11%
TexPool Series 0076 & Bk	TSUS - 14			\$ 11,038,926.94	\$ -	\$ -	\$ 7,992.54	0.09%
TexPool Prime 0076 & Bk	TSUS - 14			\$ -	\$ 11,047,466.10	\$ 11,047,466.10	\$ 21,767.52	0.11%
TexPool Series 0075	TRB - 17			\$ 95,365,012.52	\$ -	\$ -	\$ 102,000.78	0.07%
TexPool Prime 0075	TRB - 17			\$ -	\$ 71,436,794.61	\$ 71,436,794.61	\$ 127,472.96	0.10%
TexPool Series 0078	TSUS - 17			\$ 115,168,393.07	\$ -	\$ -	\$ 127,899.83	0.07%
TexPool Prime 0078	TSUS - 17			\$ -	\$ 104,932,204.76	\$ 104,932,204.76	\$ 165,140.87	0.11%
Totals				\$ 225,786,345.09	\$ 191,635,630.89	\$ 191,635,630.89	\$ 563,647.40	0.11%
							6 Month T-Bill	0.34%

* Cash and Texpool returns may be impacted by Inflows and/or Outflows in the period and may not match published returns.

Texas State University investment portfolios comply with investment strategy expressed in Texas State University System Investment Policies and with relevant provisions of the Texas Public Funds Investment Act.


 Valarie R. Van Vlack
 Treasurer


 Eric Algoe
 Vice President for Finance and Support Services

9/25/17
 Date



STATEMENT OF ACCOUNT

Statement Period

08/01/2017 through 08/31/2017

Asset Detail As Of 08/31/2017

UNITS/BOOK VALUE	DESCRIPTION	MARKET VALUE	COST	% OF PORT	ACCRUED INCOME
MONEY MARKET SWEEP FUNDS					
838,472.86	CUSIP # 60934N104 FEDERATED GOVERNMENT OBLIGATIONS FUND-IS	838,472.86	838,472.86	1	920.91
		838,472.86	838,472.86	1	920.91
US GOVERNMENT OBLIGATIONS					
1,000,000	CUSIP # 3134G7X55 FED HOME LOAN MTG CORP DTD 10/29/2015 .9% 01/29/2018-2016 LAST PRICED: 08/31/2017	998,890.00	995,250.00	1	800.00
760,000	CUSIP # 3135G0G72 FED NATL MTG ASSN DTD 11/03/2015 1.125% 12/14/2018 LAST PRICED: 08/31/2017	758,305.20	755,466.10	1	1,828.75
1,045,000	CUSIP # 3135G0N33 FED NATL MTG ASSN DTD 08/02/2016 .875% 08/02/2019 LAST PRICED: 08/31/2017	1,034,738.10	1,041,781.40	1	736.58
500,000	CUSIP # 3135G0XD0 FED NATL MTG ASSN DTD 05/21/2013 1% 05/21/2018-2013 LAST PRICED: 08/31/2017	499,120.00	499,400.00	1	1,388.89
1,695,000	CUSIP # 912828L32 U S TREASURY NOTE DTD 08/31/2015 1.375% 08/31/2020 LAST PRICED: 08/31/2017	1,691,491.35	1,688,576.97	2	64.38
4,745,000	CUSIP # 912828P53 U S TREASURY NOTE DTD 02/15/2016 .75% 02/15/2019 LAST PRICED: 08/31/2017	4,707,751.75	4,700,440.11	6	1,643.99
1,326,000	CUSIP # 912828V56 U S TREASURY NOTE DTD 01/31/2017 1.125% 01/31/2019 LAST PRICED: 08/31/2017	1,322,791.08	1,323,063.27	2	1,297.17



STATEMENT OF ACCOUNT

Statement Period

08/01/2017 through 08/31/2017

Asset Detail As Of 08/31/2017

UNITS/BOOK VALUE	DESCRIPTION	MARKET VALUE	COST	% OF PORT	ACCRUED INCOME
361,000	CUSIP # 912828VF4 U S TREASURY NOTE DTD 05/31/2013 1.375% 05/31/2020 LAST PRICED: 08/31/2017	360,776.18	358,794.90	0	1,261.28
		11,373,863.66	11,362,772.75	14	9,021.04
MORTGAGE BACKED SECURITIES					
92,103.9	CUSIP # 31283KZW1 FED HOME LOAN MTG CORP POOL G11657 DTD 01/01/2005 4.5% 12/01/2018 LAST PRICED: 08/31/2017	94,156.90	93,436.24	0	345.39
107,710.28	CUSIP # 31398TJ85 FED NATL MTG ASSN SERIES 2010-105 CLASS AP DTD 08/01/2010 2% 08/25/2020 LAST PRICED: 08/31/2017	107,927.73	108,588.78	0	173.53
1,172,834.58	CUSIP # 31418B2X3 FED NATL MTG ASSN POOL MA2589 DTD 03/01/2016 3% 04/01/2026 LAST PRICED: 08/31/2017	1,211,901.70	1,223,386.39	1	2,932.09
1,774,692.3213	CUSIP # 31418B4P8 FED NATL MTG ASSN POOL MA2629 DTD 04/01/2016 3% 05/01/2026 LAST PRICED: 08/31/2017	1,833,825.07	1,848,877.42	2	4,436.73
2,258,244.28	CUSIP # 31418CAL8 FED NATL MTG ASSN POOL MA2710 DTD 07/01/2016 2.5% 08/01/2026 LAST PRICED: 08/31/2017	2,300,292.79	2,328,435.76	3	4,704.68
		5,548,104.19	5,602,724.59	7	12,592.42
ASSET BACKED SECURITIES					
1,610,000	CUSIP # 02587AAJ3 AMERICAN EXPRESS CDT ACCT MASTER SERIES 2017-1 CLASS A DTD 02/21/2017 1.93% 09/15/2022 LAST PRICED: 08/31/2017	1,620,393.68	1,609,619.88	2	1,381.02



STATEMENT OF ACCOUNT

Statement Period

08/01/2017 through 08/31/2017

Asset Detail As Of 08/31/2017

UNITS/BOOK VALUE	DESCRIPTION	MARKET VALUE	COST	% OF PORT	ACCRUED INCOME
805,000	CUSIP # 05522RCU0 BANK OF AMERICA CDT CARD TRUST SERIES 2015-A2 CLASS A DTD 04/29/2015 1.36% 09/15/2020 LAST PRICED: 08/31/2017	804,777.10	804,622.66	1	486.58
810,000	CUSIP # 05522RCW6 BANK OF AMERICA CDT CARD TRUST SERIES 2017-A1 CLASS A1 DTD 03/30/2017 1.95% 08/15/2022 LAST PRICED: 08/31/2017	815,260.79	814,113.69	1	702.00
470,000	CUSIP # 126192AD5 COMMERCIAL MTG PASS-THRU CERT SERIES 2012-LC4 CLASS A4 DTD 03/01/2012 3.288% 12/12/2044 LAST PRICED: 08/31/2017	488,781.25	487,455.39	1	1,244.87
800,000	CUSIP # 14041NET4 CAPITAL ONE MULTI ASSET EXEC TR SERIES 2014-A5 CLASS A5 DTD 10/14/2014 1.48% 07/15/2020 LAST PRICED: 08/31/2017	800,000.00	803,380.62	1	526.22
805,000	CUSIP # 14041NFE6 CAPITAL ONE MULTI ASSET EXEC TR SERIES 2016-A3 CLASS A3 DTD 07/26/2016 1.34% 04/15/2022 LAST PRICED: 08/31/2017	801,181.80	804,994.37	1	509.39
805,000	CUSIP # 14041NFH9 CAPITAL ONE MULTI ASSET EXEC TR SERIES 2016-A6 CLASS A6 DTD 12/08/2016 1.82% 09/15/2022 LAST PRICED: 08/31/2017	807,948.23	804,496.88	1	651.16
785,000	CUSIP # 14314EAC5 CARMAX AUTO OWNER TRUST SERIES 16-3 CLASS A3 DTD 07/20/2016 1.39% 05/17/2021 LAST PRICED: 08/31/2017	782,416.72	783,306.63	1	484.96
900,000	CUSIP # 161571HC1 CHASE ISSUANCE TRUST SERIES 2016-A2 CLASS A DTD 06/17/2016 1.37% 06/15/2021 LAST PRICED: 08/31/2017	896,364.45	901,208.48	1	548.00

STATEMENT OF ACCOUNT

Statement Period

08/01/2017 through 08/31/2017

Asset Detail As Of 08/31/2017

UNITS/BOOK VALUE	DESCRIPTION	MARKET VALUE	COST	% OF PORT	ACCRUED INCOME
1,590,000	CUSIP # 17305EFS9 CITIBANK CDT CARD ISSUANCE TR SERIES 2014-A6 CLASS A6 DTD 07/31/2014 2.15% 07/15/2021 LAST PRICED: 08/31/2017	1,605,157.47	1,603,202.44	2	4,368.08
977,408.73	CUSIP # 30711XCZ5 FED NATL MTG ASSN SERIES 16-C04 CLASS 1M1 DTD 07/28/2016 2.68444% 01/25/2029 LAST PRICED: 08/31/2017	988,159.54	983,397.10	1	510.18
371,173.89	CUSIP # 30711XDP6 FED NATL MTG ASSN SERIES 16-C06 CLASS 1M1 DTD 11/09/2016 2.53444% 04/25/2029 LAST PRICED: 08/31/2017	375,325.66	371,173.89	0	182.92
924,831.93	CUSIP # 30711XEK6 FED NATL MTG ASSN SERIES 17-C01 CLASS 1M1 DTD 01/26/2017 2.53444% 07/25/2029 LAST PRICED: 08/31/2017	932,618.46	926,315.96	1	325.55
244,930.66	CUSIP # 30711XJS4 FED NATL MTG ASSN SERIES 17-CO3 CLASS 1M1 DTD 05/10/2017 2.18444% 10/25/2029 LAST PRICED: 08/31/2017	245,510.75	246,613.55	0	104.03
132,954.64	CUSIP # 3134G3KS8 FED HOME LOAN MTG CORP SERIES 2012-1 CLASS A10 DTD 01/17/2012 2.06% 01/15/2022 LAST PRICED: 08/31/2017	134,040.52	133,521.24	0	121.73
222,590.51	CUSIP # 3136A3UV1 FED NATL MTG ASSN SERIES 2012-1 CLASS GB DTD 01/01/2012 2% 02/25/2022 LAST PRICED: 08/31/2017	223,826.27	224,732.69	0	358.62
313,055.17	CUSIP # 3136A8XK1 FED NATL MTG ASSN SERIES 2012-94 CLASS E DTD 08/01/2012 3% 06/25/2022 LAST PRICED: 08/31/2017	316,768.72	319,856.78	0	756.55



STATEMENT OF ACCOUNT

Statement Period

08/01/2017 through 08/31/2017

Asset Detail As Of 08/31/2017

UNITS/BOOK VALUE	DESCRIPTION	MARKET VALUE	COST	% OF PORT	ACCRUED INCOME
232,703.89	CUSIP # 3137A42F3 FED HOME LOAN MTG CORP SERIES 3777 CLASS DA DTD 12/01/2010 3.5% 10/15/2024 LAST PRICED: 08/31/2017	235,723.80	238,722.69	0	656.10
135,946.69	CUSIP # 3137A7Z52 FEDERAL HOME LOAN MTG CORP SERIES 3825 CLASS AB DTD 03/01/2011 3% 08/15/2020 LAST PRICED: 08/31/2017	136,663.03	138,120.96	0	328.54
3,774.3	CUSIP # 3137A9BB1 FED HOME LOAN MTG CORP SERIES 3846 CLASS CK DTD 04/01/2011 1.5% 09/15/2020 LAST PRICED: 08/31/2017	3,770.75	3,795.85	0	4.56
89,080.17	CUSIP # 3137ACR92 FED HOME LOAN MTG CORP SERIES 3901 CLASS CD DTD 07/01/2011 2% 10/15/2018 LAST PRICED: 08/31/2017	89,094.17	89,497.00	0	143.52
408,490.18	CUSIP # 3137AJAK0 FED HOME LOAN MTG CORP SERIES 3955 CLASS WA DTD 11/01/2011 2.5% 11/15/2025 LAST PRICED: 08/31/2017	412,434.44	416,853.18	1	822.65
3.6	CUSIP # 31392EPW4 FED NATL MTG ASSN SERIES 2002-56 CLASS UC DTD 08/01/2002 5.5% 09/25/2017 LAST PRICED: 08/31/2017	3.60	3.60	0	0.02
99,114.05	CUSIP # 31393TJ49 FED NATL MTG ASSN SERIES 2003-112 CLASS AN DTD 10/01/2003 4% 11/25/2018 LAST PRICED: 08/31/2017	99,799.63	100,325.69	0	319.37
109,134.32	CUSIP # 31393TMB9 FED NATL MTG ASSN SERIES 2003-97 CLASS CA DTD 09/01/2003 5% 10/25/2018 LAST PRICED: 08/31/2017	110,016.41	110,883.46	0	439.57



STATEMENT OF ACCOUNT

Statement Period

08/01/2017 through 08/31/2017

Asset Detail As Of 08/31/2017

UNITS/BOOK VALUE	DESCRIPTION	MARKET VALUE	COST	% OF PORT	ACCRUED INCOME
21,041.93	CUSIP # 31393UL43 FED NATL MTG ASSN SERIES 2003-129 CLASS ME DTD 12/01/2003 5% 08/25/2023 LAST PRICED: 08/31/2017	21,072.54	21,660.60	0	84.75
113,236.01	CUSIP # 31394W3P1 FED HOME LOAN MTG CORP SERIES 2770 CLASS TW DTD 03/01/2004 4.5% 03/15/2019 LAST PRICED: 08/31/2017	114,603.19	115,789.48	0	410.48
77,380.324	CUSIP # 31396QJS9 FED NATL MTG ASSN SERIES 2009-47 CLASS EG DTD 06/01/2009 4.5% 08/25/2019 LAST PRICED: 08/31/2017	78,257.31	78,874.34	0	280.50
323,473.15	CUSIP # 31396QZW2 FED NATL MTG ASSN SERIES 2009-70 CLASS NT DTD 08/01/2009 4% 08/25/2019 LAST PRICED: 08/31/2017	325,915.60	328,266.69	0	1,042.30
216,053.59	CUSIP # 31396YB68 FED NATL MTG ASSN SERIES 2008-15 CLASS JN DTD 02/01/2008 4.5% 02/25/2023 LAST PRICED: 08/31/2017	219,905.07	224,911.11	0	783.19
75,999.79	CUSIP # 31397MHG5 FED NATL MGT ASSN SERIES 2008-70 CLASS BY DTD 07/01/2008 4% 08/25/2023 LAST PRICED: 08/31/2017	76,772.74	78,659.90	0	244.89
215,015.93185	CUSIP # 31397TV33 FED HOME LOAN MTG CORP SERIES 3458 CLASS BA DTD 06/01/2008 4% 06/15/2023 LAST PRICED: 08/31/2017	217,925.36	220,593.17	0	716.72
13,809.7	CUSIP # 31398F3T6 FED NATL MTG ASSN SER 2009-88 CL DB DTD 10/01/2009 3% 10/25/2020 LAST PRICED: 08/31/2017	13,925.64	14,020.81	0	34.52



STATEMENT OF ACCOUNT

Statement Period

08/01/2017 through 08/31/2017

Asset Detail As Of 08/31/2017

UNITS/BOOK VALUE	DESCRIPTION	MARKET VALUE	COST	% OF PORT	ACCRUED INCOME
325,808.3	CUSIP # 31398GZP7 FED NATL MTG ASSN SERIES 2010-12 CLASS DY DTD 01/01/2010 4% 02/25/2025 LAST PRICED: 08/31/2017	338,465.20	341,566.58	0	1,049.83
396,184.1	CUSIP # 31398NF74 FED HOME LOAN ASSN DTD 09/01/2010 4% 10/25/2025 LAST PRICED: 08/31/2017	415,994.06	419,390.00	1	1,276.59
103,786.68	CUSIP # 31398PMK2 FED NATL MTG ASSN SERIES 2010-45 CLASS AH 2.25% 02/25/2021 LAST PRICED: 08/31/2017	104,067.31	104,974.78	0	188.11
182,081.13	CUSIP # 31398SM75 FED NATL MTG ASSN SERIES 2010-135 CLASS HJ DTD 11/01/2010 3.5% 01/25/2021 LAST PRICED: 08/31/2017	184,565.21	186,201.26	0	513.37
174,886.54	CUSIP # 31398T3R0 FED NATL MTG ASSN SERIES 2010-99 CASS YA DTD 08/01/2010 2% 09/25/2020 LAST PRICED: 08/31/2017	175,270.70	176,067.26	0	281.76
59,328.09	CUSIP # 31398TUD1 FED NATL MTG ASSN SERIES 2010-83 CLASS AH DTD 07/01/2010 2.5% 11/25/2018 LAST PRICED: 08/31/2017	59,401.97	59,714.31	0	119.48
565,000	CUSIP # 34531CAD2 FORD CREDIT AUTO OWNER TRUST SERIES 16-C CLASS A3 DTD 10/25/2016 1.22% 03/15/2021 LAST PRICED: 08/31/2017	561,265.35	564,876.77	1	306.36
621,000	CUSIP # 34532EAD7 FORD CREDIT AUTO OWNER TRUST SERIES 16-B CLASS A3 DTD 04/26/2016 1.33% 10/15/2020 LAST PRICED: 08/31/2017	619,522.95	622,069.03	1	367.08



STATEMENT OF ACCOUNT

Statement Period

08/01/2017 through 08/31/2017

Asset Detail As Of 08/31/2017

UNITS/BOOK VALUE	DESCRIPTION	MARKET VALUE	COST	% OF PORT	ACCRUED INCOME
605,000	CUSIP # 43814RAC0 HONDA AUTO RECEIVABLES OWNER TR SERIES 16-4 CLASS A3 DTD 10/25/2016 1.21% 12/18/2020 LAST PRICED: 08/31/2017	601,811.95	600,084.38	1	264.35
935,000	CUSIP # 43814TAC6 HONDA AUTO RECEIVABLES OWNER TR SERIES 17-1 CLASS A3 DTD 03/28/2017 1.72% 07/21/2021 LAST PRICED: 08/31/2017	936,667.85	934,944.37	1	446.72
805,000	CUSIP # 44931PAD8 HYUNDAI AUTO RECEIVABLES TRUST SERIES 17-A CLASS A3 DTD 03/29/2017 1.76% 08/16/2021 LAST PRICED: 08/31/2017	807,000.83	804,934.88	1	629.69
850,000	CUSIP # 65478UAD1 NISSAN AUTO RECEIVABLES OWNER TR SERIES 16-A CLASS A3 DTD 02/10/2016 1.34% 10/15/2020 LAST PRICED: 08/31/2017	848,218.66	852,340.84	1	506.22
800,000	CUSIP # 89237KAD5 TOYOTA AUTO RECEIVABLES OWNER SERIES 16-A CLASS A3 DTD 03/02/2016 1.25% 03/16/2020 LAST PRICED: 08/31/2017	798,570.48	801,066.26	1	444.44
		21,245,237.21	21,271,221.50	26	25,967.54
CORPORATE BONDS					
380,000	CUSIP # 00206RAZ5 AT&T INC DTD 08/18/2011 3.875% 08/15/2021 LAST PRICED: 08/31/2017	399,338.20	397,240.98	0	654.44
435,000	CUSIP # 00206RCC4 AT&T INC DTD 03/10/2014 2.3% 03/11/2019 LAST PRICED: 08/31/2017	437,792.70	435,739.45	1	4,724.58



STATEMENT OF ACCOUNT

Statement Period

08/01/2017 through 08/31/2017

Asset Detail As Of 08/31/2017

UNITS/BOOK VALUE	DESCRIPTION	MARKET VALUE	COST	% OF PORT	ACCRUED INCOME
430,000	CUSIP # 00206REJ7 AT&T INC DTD 08/07/2017 0% 02/14/2023-2023 LAST PRICED: 08/31/2017	429,346.40	430,000.00	1	0.00
415,000	CUSIP # 002824BC3 ABBOTT LABORATORIES DTD 11/22/2016 2.35% 11/22/2019 LAST PRICED: 08/31/2017	418,656.15	414,593.30	1	2,681.94
395,000	CUSIP # 00287YAT6 ABBVIE INC DTD 05/14/2015 2.5% 05/14/2020-2020 LAST PRICED: 08/31/2017	400,059.95	399,526.77	0	2,935.07
395,000	CUSIP # 00507UAM3 ACTAVIS FUNDING SCS DTD 03/12/2015 2.35% 03/12/2018 LAST PRICED: 08/31/2017	396,283.75	397,080.39	0	4,357.62
445,000	CUSIP # 00507UAQ4 ACTAVIS FUNDING SCS DTD 03/12/2015 2.48311% 03/12/2020 LAST PRICED: 08/31/2017	453,477.25	452,515.22	1	2,486.21
105,000	CUSIP # 015271AF6 ALEXANDRIA REAL ESTATE EQ INC DTD 07/18/2014 2.75% 01/15/2020-2019 LAST PRICED: 08/31/2017	106,172.85	105,906.72	0	368.96
390,000	CUSIP # 02209SAT0 ALTRIA GROUP INC DTD 11/14/2014 2.625% 01/14/2020-2019 LAST PRICED: 08/31/2017	397,008.30	393,126.54	0	1,336.56
710,000	CUSIP # 025537AF8 AMERICAN ELECTRIC POWER DTD 12/03/2012 1.65% 12/15/2017-2017 LAST PRICED: 08/31/2017	710,085.20	710,556.81	1	2,473.17
390,000	CUSIP # 0258M0DK2 AMERICAN EXPRESS CREDIT DTD 03/18/2014 2.125% 03/18/2019 LAST PRICED: 08/31/2017	392,390.70	394,542.74	0	3,752.40



STATEMENT OF ACCOUNT

Statement Period

08/01/2017 through 08/31/2017

Asset Detail As Of 08/31/2017

UNITS/BOOK VALUE	DESCRIPTION	MARKET VALUE	COST	% OF PORT	ACCRUED INCOME
400,000	CUSIP # 0258M0DY2 AMERICAN EXPRESS CREDIT DTD 09/14/2015 2.29167% 09/14/2020-2020 LAST PRICED: 08/31/2017	406,628.00	403,021.17	1	2,011.58
280,000	CUSIP # 02665WAC5 AMERICAN HONDA FINANCE CORP DTD 10/10/2013 2.125% 10/10/2018 LAST PRICED: 08/31/2017	281,811.60	281,760.35	0	2,330.42
395,000	CUSIP # 031162BU3 AMGEN INC DTD 05/22/2014 2.2% 05/22/2019-2019 LAST PRICED: 08/31/2017	397,251.50	397,556.75	0	2,389.75
390,000	CUSIP # 035242AG1 ANHEUSER-BUSCH INBEV FIN DTD 01/25/2016 1.9% 02/01/2019 LAST PRICED: 08/31/2017	390,951.60	391,901.50	0	617.50
400,000	CUSIP # 037833CN8 APPLE INC DTD 02/09/2017 1.81139% 02/09/2022 LAST PRICED: 08/31/2017	404,696.00	400,726.85	0	462.91
305,000	CUSIP # 05348EAN9 AVALONDAY COMMUNITIES INC DTD 09/11/2009 6.1% 03/15/2020 LAST PRICED: 08/31/2017	335,533.55	336,926.54	0	8,578.97
445,000	CUSIP # 05531FAV5 BB&T CORPORATION DTD 05/10/2016 2.05% 05/10/2021-2021 LAST PRICED: 08/31/2017	445,516.20	441,600.20	1	2,812.77
1,210,000	CUSIP # 06051GFW4 BANK OF AMERICA CORP DTD 04/19/2016 2.625% 04/19/2021 LAST PRICED: 08/31/2017	1,222,826.00	1,213,680.39	2	11,646.25
405,000	CUSIP # 06406FAB9 BANK OF NY MELLON CORP DTD 05/02/2016 2.05% 05/03/2021-2021 LAST PRICED: 08/31/2017	404,578.80	401,440.05	0	2,721.38

STATEMENT OF ACCOUNT

Statement Period

08/01/2017 through 08/31/2017

Asset Detail As Of 08/31/2017

UNITS/BOOK VALUE	DESCRIPTION	MARKET VALUE	COST	% OF PORT	ACCRUED INCOME
345,000	CUSIP # 075887BR9 BECTON DICKINSON AND CO DTD 06/06/2017 2.404% 06/05/2020 LAST PRICED: 08/31/2017	346,859.55	345,000.00	0	1,958.26
470,000	CUSIP # 084670BL1 BERKSHIRE HATHAWAY INC DTD 08/14/2014 2.1% 08/14/2019 LAST PRICED: 08/31/2017	474,324.00	477,990.44	1	466.08
195,000	CUSIP # 12503MAB4 CBOE HOLDINGS INC DTD 06/29/2017 1.95% 06/28/2019 LAST PRICED: 08/31/2017	195,079.95	194,863.50	0	654.88
380,000	CUSIP # 126650CJ7 CVS HEALTH CORPORATION DTD 07/20/2015 2.8% 07/20/2020-2020 LAST PRICED: 08/31/2017	388,162.40	393,162.20	0	1,211.78
390,000	CUSIP # 14040HBE4 CAPITAL ONE FINANCIAL CORP DTD 04/24/2014 2.45% 04/24/2019-2019 LAST PRICED: 08/31/2017	392,893.80	394,867.36	0	3,370.79
290,000	CUSIP # 14149YBL1 CARDINAL HEALTH INC DTD 06/12/2017 1.948% 06/14/2019 LAST PRICED: 08/31/2017	290,539.40	290,000.00	0	1,239.69
380,000	CUSIP # 15135UAD1 CENOVUS ENERGY INC DTD 04/15/2010 5.7% 10/15/2019 LAST PRICED: 08/31/2017	399,418.00	404,346.28	0	8,182.67
365,000	CUSIP # 17275RAH5 CISCO SYSTEMS INC DTD 11/17/2009 4.45% 01/15/2020 LAST PRICED: 08/31/2017	388,425.70	385,823.03	0	2,075.43
460,000	CUSIP # 172967FT3 CITIGROUP INC DTD 11/01/2011 4.5% 01/14/2022 LAST PRICED: 08/31/2017	496,970.20	493,131.00	1	2,702.50



STATEMENT OF ACCOUNT

Statement Period

08/01/2017 through 08/31/2017

Asset Detail As Of 08/31/2017

UNITS/BOOK VALUE	DESCRIPTION	MARKET VALUE	COST	% OF PORT	ACCRUED INCOME
400,000	CUSIP # 172967KK6 CITIGROUP INC DTD 03/30/2016 2.7% 03/30/2021 LAST PRICED: 08/31/2017	405,504.00	402,431.98	0	4,530.00
605,000	CUSIP # 20030NAW1 COMCAST CORPORATION DTD 05/07/2008 5.7% 05/15/2018 LAST PRICED: 08/31/2017	622,635.75	625,829.80	1	10,153.92
395,000	CUSIP # 254010AC5 DIGNITY HEALTH DTD 10/15/2014 2.637% 11/01/2019 LAST PRICED: 08/31/2017	399,783.45	398,104.44	0	3,472.05
380,000	CUSIP # 260543CC5 DOW CHEMICAL CO 11/09/2010 4.25% 11/15/2020-2020 LAST PRICED: 08/31/2017	403,495.40	398,447.65	0	4,755.28
760,000	CUSIP # 264411AD1 DUKE REALTY CORP DTD 12/03/2013 3.875% 02/15/2021-2020 LAST PRICED: 08/31/2017	795,195.60	795,460.00	1	1,308.89
395,000	CUSIP # 277432AQ3 EASTMAN CHEMICAL CO DTD 11/20/2014 2.7% 01/15/2020-2019 LAST PRICED: 08/31/2017	400,052.05	400,312.54	0	1,362.75
280,000	CUSIP # 29250RAS5 ENBRIDGE ENERGY PARTNERS L.P. DTD 03/02/2010 5.2% 03/15/2020 LAST PRICED: 08/31/2017	297,794.00	298,572.12	0	6,713.78
185,000	CUSIP # 29736RAL4 ESTEE LAUDER COS INC DTD 02/09/2017 1.8% 02/07/2020-2020 LAST PRICED: 08/31/2017	185,614.20	184,974.10	0	222.00
390,000	CUSIP # 37045XAR7 GENERAL MOTORS FINL CO DTD 06/12/2015 3.15% 01/15/2020-2019 LAST PRICED: 08/31/2017	397,952.10	396,665.70	0	1,569.75



STATEMENT OF ACCOUNT

Statement Period

08/01/2017 through 08/31/2017

Asset Detail As Of 08/31/2017

UNITS/BOOK VALUE	DESCRIPTION	MARKET VALUE	COST	% OF PORT	ACCRUED INCOME
910,000	CUSIP # 38141EA58 GOLDMAN SACHS GROUP INC DTD 03/08/2010 5.375% 03/15/2020 LAST PRICED: 08/31/2017	982,581.60	976,332.14	1	22,554.10
400,000	CUSIP # 40414LAH2 HCP INC DTD 11/19/2012 2.625% 02/01/2020-2019 LAST PRICED: 08/31/2017	404,140.00	403,235.76	0	875.00
535,000	CUSIP # 42217KAY2 WELLTOWER INC DTD 04/03/2012 4.125% 04/01/2019-2019 LAST PRICED: 08/31/2017	550,878.80	549,823.96	1	9,195.31
450,000	CUSIP # 42824CAG4 HEWLETT PACKARD ENTERPRISE CO DTD 10/15/2016 3.6% 10/15/2020-2020 LAST PRICED: 08/31/2017	466,911.00	462,457.74	1	6,120.00
405,000	CUSIP # 458140AZ3 INTEL CORP DTD 05/11/2017 1.85% 05/11/2020 LAST PRICED: 08/31/2017	405,729.00	405,522.45	0	2,289.38
405,000	CUSIP # 458182DX7 INTER-AMERICAN DEV BK DTD 04/12/2016 1% 05/13/2019 LAST PRICED: 08/31/2017	401,500.80	400,127.85	0	1,215.00
540,000	CUSIP # 45866FAB0 INTERCONTINENTAL EXCHANGE INC DTD 10/08/2013 2.5% 10/15/2018 LAST PRICED: 08/31/2017	544,946.40	545,720.86	1	5,100.00
805,000	CUSIP # 459058FE8 INTL BK RECON & DEVELOP DTD 04/19/2016 .875% 07/19/2018 LAST PRICED: 08/31/2017	801,908.80	804,863.15	1	821.77
375,000	CUSIP # 459745GL3 INTL LEASE FINANCE CORP DTD 03/19/2012 5.875% 04/01/2019 LAST PRICED: 08/31/2017	396,821.25	394,509.76	0	9,179.69



STATEMENT OF ACCOUNT

Statement Period

08/01/2017 through 08/31/2017

Asset Detail As Of 08/31/2017

UNITS/BOOK VALUE	DESCRIPTION	MARKET VALUE	COST	% OF PORT	ACCRUED INCOME
780,000	CUSIP # 46625HLW8 JPMORGAN CHASE & CO DTD 06/23/2015 2.75% 06/23/2020-2020 LAST PRICED: 08/31/2017	796,239.60	795,801.92	1	4,051.67
590,000	CUSIP # 46625HQK9 JPMORGAN CHASE & CO DTD 03/01/2016 2.79611% 03/01/2021-2021 LAST PRICED: 08/31/2017	608,490.60	602,578.70	1	4,215.91
430,000	CUSIP # 48203RAH7 JUNIPER NETWORKS INC DTD 03/04/2015 3.3% 06/15/2020-2020 LAST PRICED: 08/31/2017	442,212.00	440,414.09	1	2,995.67
390,000	CUSIP # 49446RAL3 KIMCO REALTY CORPORATION DTD 04/24/2014 3.2% 05/01/2021-2021 LAST PRICED: 08/31/2017	400,701.60	395,252.82	0	4,160.00
435,000	CUSIP # 501044DA6 KROGER CO DTD 01/15/2016 2% 01/15/2019 LAST PRICED: 08/31/2017	436,083.15	435,110.88	1	1,111.67
400,000	CUSIP # 539830BF5 LOCKHEED MARTIN CORPORATION DTD 11/23/2015 2.5% 11/23/2020-2020 LAST PRICED: 08/31/2017	406,932.00	405,757.54	1	2,722.22
395,000	CUSIP # 58013MET7 MCDONALD'S CORP DTD 05/26/2015 2.2% 05/26/2020-2020 LAST PRICED: 08/31/2017	399,108.00	402,852.01	0	2,293.19
380,000	CUSIP # 582839AE6 MEAD JOHNSON NUTRITION CO DTD 05/01/2010 4.9% 11/01/2019 LAST PRICED: 08/31/2017	404,050.20	402,354.44	0	6,206.67
395,000	CUSIP # 585055BG0 MEDTRONIC INC DTD 03/15/2015 2.5% 03/15/2020 LAST PRICED: 08/31/2017	401,813.75	401,063.54	0	4,553.47



STATEMENT OF ACCOUNT

Statement Period

08/01/2017 through 08/31/2017

Asset Detail As Of 08/31/2017

UNITS/BOOK VALUE	DESCRIPTION	MARKET VALUE	COST	% OF PORT	ACCRUED INCOME
400,000	CUSIP # 615369AD7 MOODY'S CORPORATION DTD 07/16/2014 2.75% 07/15/2019-2019 LAST PRICED: 08/31/2017	406,180.00	403,061.28	0	1,405.56
390,000	CUSIP # 68389XAQ8 ORACLE CORPORATION DTD 07/16/2013 2.375% 01/15/2019 LAST PRICED: 08/31/2017	394,559.10	394,229.14	0	1,183.54
385,000	CUSIP # 693476BF9 PNC FUNDING CORP DTD 06/09/2009 6.7% 06/10/2019 LAST PRICED: 08/31/2017	417,016.60	420,834.64	1	5,803.88
800,000	CUSIP # 69349LAC2 PNC BANK NA DTD 09/21/2005 4.875% 09/21/2017 LAST PRICED: 08/31/2017	801,120.00	802,687.12	1	17,333.33
375,000	CUSIP # 74340XAY7 PROLOGIS LP DTD 11/01/2013 3.35% 02/01/2021-2020 LAST PRICED: 08/31/2017	389,366.25	387,948.05	0	1,046.88
355,000	CUSIP # 75886AAL2 REGENCY ENERGY PARTNERS DTD 02/10/2014 5.875% 03/01/2022-2021 LAST PRICED: 08/31/2017	393,592.05	395,470.16	0	10,428.13
370,000	CUSIP # 785592AE6 SABINE PASS LIQUEFACTION DTD 02/01/2014 5.625% 02/01/2021-2020 LAST PRICED: 08/31/2017	400,562.00	397,498.73	0	1,734.38
515,000	CUSIP # 822582BV3 SHELL INTERNATIONAL FIN DTD 09/12/2016 1.5781% 09/12/2019 LAST PRICED: 08/31/2017	517,647.10	515,000.00	1	1,828.63
390,000	CUSIP # 842587CL9 SOUTHERN CO DTD 08/22/2014 2.15% 09/01/2019-2019 LAST PRICED: 08/31/2017	392,230.80	395,455.08	0	4,192.50



STATEMENT OF ACCOUNT

Statement Period

08/01/2017 through 08/31/2017

Asset Detail As Of 08/31/2017

UNITS/BOOK VALUE	DESCRIPTION	MARKET VALUE	COST	% OF PORT	ACCRUED INCOME
630,000	CUSIP # 89236TBP9 TOYOTA MOTOR CREDIT CORP DTD 07/18/2014 2.125% 07/18/2019 LAST PRICED: 08/31/2017	635,355.00	639,858.03	1	1,599.06
805,000	CUSIP # 91159HHL7 U S BANCORP DTD 01/29/2016 2.35% 01/29/2021-2020 LAST PRICED: 08/31/2017	815,247.65	808,363.04	1	1,681.56
590,000	CUSIP # 91324PCL4 UNITEDHEALTH GROUP INC DTD 07/23/2015 1.9% 07/16/2018 LAST PRICED: 08/31/2017	591,864.40	593,050.26	1	1,401.25
670,000	CUSIP # 92276MBA2 VENTAS REALTY LP/CAP CRP DTD 12/13/2012 2% 02/15/2018-2018 LAST PRICED: 08/31/2017	670,690.10	671,573.20	1	595.56
390,000	CUSIP # 92343VBP8 VERIZON COMMUNICATIONS DTD 09/18/2013 3.65% 09/14/2018 LAST PRICED: 08/31/2017	398,088.60	400,111.25	0	6,603.46
375,000	CUSIP # 92343VBQ6 VERIZON COMMUNICATIONS DTD 09/18/2013 4.5% 09/15/2020 LAST PRICED: 08/31/2017	402,262.50	400,325.16	0	7,781.25
405,000	CUSIP # 928563AA3 VMWARE INC DTD 08/21/2017 2.3% 08/21/2020 LAST PRICED: 08/31/2017	406,182.60	404,561.90	0	258.75
415,000	CUSIP # 929160AU3 VULCAN MATERIALS CO DTD 06/15/2017 1.84556% 06/15/2020-2017 LAST PRICED: 08/31/2017	414,784.20	415,000.00	1	1,616.92
395,000	CUSIP # 931427AA6 WALGREENS BOOTS ALLIANCE INC DTD 11/18/2014 2.7% 11/18/2019-2019 LAST PRICED: 08/31/2017	401,663.65	401,468.12	0	3,051.38



STATEMENT OF ACCOUNT

Statement Period

08/01/2017 through 08/31/2017

Asset Detail As Of 08/31/2017

UNITS/BOOK VALUE	DESCRIPTION	MARKET VALUE	COST	% OF PORT	ACCRUED INCOME
930,000	CUSIP # 94974BFG0 WELLS FARGO AND CO DTD 12/26/2012 1.5% 01/16/2018 LAST PRICED: 08/31/2017	930,027.90	926,910.27	1	1,743.75
775,000	CUSIP # 94974BGR5 WELLS FARGO AND CO DTD 12/07/2015 2.55% 12/07/2020 LAST PRICED: 08/31/2017	785,834.50	794,591.71	1	4,611.25
345,000	CUSIP # 95709TAD2 WESTAR ENERGY INC DTD 6/30/2005 5.1% 07/15/2020 LAST PRICED: 08/31/2017	371,875.50	377,701.36	0	2,248.25
500,000	CUSIP # 98956PAK8 ZIMMER BIOMET HOLDINGS INC DTD 03/19/2015 2.7% 04/01/2020-2020 LAST PRICED: 08/31/2017	505,975.00	502,831.37	1	5,625.00
		36,804,278.30	36,751,734.34	45	288,727.97
FOREIGN BONDS-NOTES & DEBENTURES					
235,000	CUSIP # 00772BAQ4 AERCAP IRELAND CAP/GLOBAL DTD 10/21/2015 4.625% 10/30/2020 LAST PRICED: 08/31/2017	250,495.90	250,173.47	0	3,653.11
555,000	CUSIP # 05574LTX6 BNP PARIBAS DTD 12/12/2013 2.4% 12/12/2018 LAST PRICED: 08/31/2017	560,022.75	558,774.69	1	2,923.00
470,000	CUSIP # 064159CU8 BANK OF NOVA SCOTIA DTD 10/30/2013 2.05% 10/30/2018 LAST PRICED: 08/31/2017	472,194.90	471,369.35	1	3,238.43
405,000	CUSIP # 25152R2X0 DEUTSCHE BANK AG LONDON DTD 01/13/2016 3.125% 01/13/2021 LAST PRICED: 08/31/2017	410,961.60	409,329.43	1	1,687.50



STATEMENT OF ACCOUNT

Statement Period

08/01/2017 through 08/31/2017

Asset Detail As Of 08/31/2017

UNITS/BOOK VALUE	DESCRIPTION	MARKET VALUE	COST	% OF PORT	ACCRUED INCOME
365,000	CUSIP # 279158AB5 ECOPETROL SA DTD 07/23/2009 7.625% 07/23/2019 LAST PRICED: 08/31/2017	401,281.00	401,468.07	0	2,937.74
785,000	CUSIP # 298785GH3 EUROPEAN INVESTMENT BANK DTD 01/14/2014 1.875% 03/15/2019 LAST PRICED: 08/31/2017	789,992.60	795,090.29	1	6,786.98
600,000	CUSIP # 302154BG3 EXPORT-IMPORT BANK KOREA DTD 02/27/2013 1.75% 02/27/2018 LAST PRICED: 08/31/2017	599,760.00	600,139.10	1	116.67
800,000	CUSIP # 45950KCC2 INTL FINANCE CORP DTD 06/10/2014 1.25% 07/16/2018 LAST PRICED: 08/31/2017	799,416.00	802,762.94	1	1,250.00
395,000	CUSIP # 65535HAG4 NOMURA HOLDINGS INC DTD 03/19/2014 2.75% 03/19/2019 LAST PRICED: 08/31/2017	399,878.25	397,407.03	0	4,888.13
400,000	CUSIP # 89114QBN7 TORONTO-DOMINION BANK DTD 09/06/2016 1.45% 09/06/2018 LAST PRICED: 08/31/2017	399,600.00	398,572.00	0	2,819.44
		5,083,603.00	5,085,086.37	6	30,301.00
	TOTAL INVESTMENTS	80,893,559.22			
	CASH	0.00			
	DUE FROM BROKER	0.00			
	DUE TO BROKER	0.00			
	NET ASSETS	80,893,559.22			
	ACCRUED INCOME	367,530.88			
	TOTAL MARKET VALUE	81,261,090.10			

Texas State University
ENDOWMENT QUARTERLY INVESTMENT REPORT
 PERIOD ENDING 08/31/2017 (TRADE DATE FULL ACCRUAL BASIS)

Mutual Fund / Manager	Beginning Market Value	Deposits	Withdrawals	Income	Fees	Gains / Losses	Ending Market Value
Total Plan Composite	\$62,309,889	\$1,861,307	-\$1,231,059	\$323,529	-\$96,530	\$1,192,999	\$64,360,135
All Equity Composite	\$38,825,606	\$40,828	-\$49,495	\$104,757	-\$49,495	\$1,248,167	\$40,120,368
Domestic Equity	\$30,906,944	\$40,828	-\$49,495	\$104,757	-\$49,495	\$914,075	\$31,867,614
Seizert LCV - SA	\$4,863,002	\$6,716	-\$7,222	\$22,751	-\$7,222	\$205,597	\$5,083,621
Vanguard Instl Index - VINIX	\$6,396,068			\$28,267		\$163,355	\$6,587,690
Fiera SMIDG - SA	\$7,014,094	\$14,802	-\$15,511	\$10,587	-\$15,511	\$161,010	\$7,169,472
Systematic SMIDV - SA	\$7,417,593	\$16,210	-\$16,697	\$30,556	-\$16,697	\$211,695	\$7,642,660
Silvant Capital	\$5,216,188	\$3,100	-\$10,065	\$12,595	-\$10,065	\$172,417	\$5,384,171
International Equity	\$7,918,662	\$0	\$0	\$0	\$0	\$334,092	\$8,252,754
Franklin Intl SCG - FKSCX	\$3,465,208					\$198,609	\$3,663,817
Pear Tree Polaris For Value - QFVIX	\$4,453,454					\$135,483	\$4,588,937
Real Estate	\$5,195,830	\$0	\$0	\$51,836	\$0	\$111,966	\$5,359,632
REMS RE Income - RREIX	\$5,195,830			\$51,836		\$111,966	\$5,359,632
Total Fixed Income	\$17,292,832	\$34,813	-\$45,369	\$163,450	-\$45,369	-\$168,793	\$17,231,565
Corporates	\$6,115,873	\$0	-\$3,189	\$49,177	-\$3,189	\$32,910	\$6,191,582
Sage FI	\$6,115,873		-\$3,189	\$49,177	-\$3,189	\$32,910	\$6,191,582
Money Markets	\$2,448,781	\$23,761	-\$24,000	\$8,446	-\$24,000	\$21,546	\$2,454,533
Endowment Cash Account	\$3,194	\$23,761	-\$24,000	\$11	-\$24,000	\$23,989	\$2,955
Virtus UltraShort - SIGVX	\$2,445,587			\$8,435		-\$2,444	\$2,451,578
Hybrid Securities	\$8,728,178	\$11,052	-\$18,180	\$105,827	-\$18,180	-\$223,248	\$8,585,450
Balanced Growth- SA	\$2,859,174		-\$6,685	\$15,703	-\$6,685	-\$1,738	\$2,859,770
Tortoise MLP	\$5,869,004	\$11,052	-\$11,494	\$90,124	-\$11,494	-\$221,511	\$5,725,680
Other	\$995,621	\$1,785,666	-\$1,136,196	\$3,487	-\$1,667	\$1,659	\$1,648,570
Cash - Wells Fargo	\$2,370	\$46,921	-\$36,068				\$13,223
TexPool Series 0023	\$986,294	\$87,200	-\$1,074,711	\$1,217		\$0	
Money Market Sweep	\$6,957	\$13	-\$1,667	\$9	-\$1,667	\$1,659	\$5,302
TexPool Prime 0023		\$1,651,533	(\$23,750)	\$2,261		(\$0)	\$1,630,044

Texas State University
ENDOWMENT QUARTERLY INVESTMENT REPORT
PERIODS ENDING 08/31/2017 (TRADE DATE FULL ACCRUAL BASIS)

Allocation Current	Mutual Fund / Manager	Market Value	Quarter Return	FYTD Return
100.0 %	Total Plan Composite	\$ 64,360,135	2.30%	10.90%
	<i>Total Blended Index</i>		2.53%	10.76%
62.3 %	All Equity Composite	\$ 40,120,368	3.36%	16.14%
	<i>Blended Equity Index</i>		2.94%	16.50%
49.5 %	Domestic Equity	\$ 31,867,614	2.69%	13.91%
	<i>Russell 3000</i>		3.00%	16.06%
7.9	Seizert LCV - SA	5,083,621	4.55%	17.85%
10.2	Vanguard Instl Index - VINIX	6,587,690	2.99%	16.19%
11.1	Fiera SMIDG - SA	7,169,472	2.23%	13.82%
11.9	Systematic SMIDV - SA	7,642,660	3.04%	12.16%
8.4	Silvant Capital	5,384,171	3.29%	14.92%
12.8 %	International Equity	\$ 8,252,754	4.23%	24.65%
	<i>MSCI EAFE</i>		2.71%	18.19%
5.7	Franklin Intl SCG - FKSCX	3,663,817	5.73%	27.51%
7.1	Pear Tree Polaris For Value - QFVIX	4,588,937	3.04%	22.19%
8.3 %	Real Estate	\$ 5,359,632	3.15%	-1.33%
	<i>FTSE NAREIT</i>		3.88%	2.74%
8.3	REMS RE Income - RREIX	5,359,632	3.15%	-1.33%
26.8 %	Total Fixed Income	\$ 17,231,565	-0.19%	0.95%
	<i>Blended Fixed Index</i>		2.31%	11.60%
9.6 %	Corporates	\$ 6,191,582	1.29%	0.87%
	<i>Blmbg Credit</i>		1.84%	1.90%
9.6	Sage FI	6,191,582	1.29%	0.87%
3.8 %	Money Markets	\$ 2,454,533	0.25%	1.14%
	<i>91-Day T-Bill</i>		0.26%	0.62%
0.0	Endowment Cash Account	2,955	-0.11%	-0.03%
3.8	Virtus UltraShort - SIGVX	2,451,578	0.25%	1.14%
13.3 %	Hybrid Securities	\$ 8,585,450	-1.54%	1.41%
	<i>ML All Invest ex Man V0A1</i>		3.24%	21.72%
4.4	Balanced Growth- SA	2,859,770	0.25%	1.74%
8.9	Tortoise MLP	5,725,680	-2.44%	1.25%
2.6 %	Other	\$ 1,648,570	0.21%	0.21%
0.0	Cash - Wells Fargo	13,223	0.00%	0.00%
	TexPool Series 0023	0	-	0.56%
0.0	Money Market Sweep	5,302	0.00%	0.00%
2.5	TexPool Prime 0023	1,630,044	0.21%	0.21%

Blended Indexes are based on the current weights of each asset class and their respective benchmarks.

*Currently the Total Blended Index consists of 23.1% S&P 500, 22.2% Russell 2500, 9.2% MSCI ACWI ex US, 5.5% S&P Developed SC Ex-US, 5% ML All Invest ex Man V0A1, 30% Blmbg Aggregate, 1% 91-Day T-Bill, and 4% ML 6 Month T-Bill.

Lamar Institute of Technology
OPERATING & NON OPERATING QUARTERLY INVESTMENT REPORT
PERIODS ENDING 08/31/2017 (TRADE DATE FULL ACCRUAL BASIS)

Agency/Description	Cusip Number	Purchase Date	Maturity Date	Beginning Market Value As of 05/31/17	Ending Market Value As of 08/31/17	Book Balance As of 08/31/17	Quarter Ending 08/31/17 Investment Income Return *	
<u>Operating Short-Intermediate</u>								
Cash in Bank- Operating				\$ 2,021,830.60	\$ 2,422,657.72	\$ 2,422,657.72	\$ 304.28	0.01%
Cash in Treasury				\$ 1,253,570.77	\$ 744,894.16	\$ 744,894.16	\$ 2,769.12	0.24%
TexPool Series 0001	General Fund			\$ 2,865,360.37	\$ 2,872,237.32	\$ 2,872,237.32	\$ 6,876.95	0.24%
Cash in Bank- Payroll				\$ -	\$ -	\$ -	\$ -	-
Totals				\$ 6,140,761.74	\$ 6,039,789.20	\$ 6,039,789.20	\$ 9,950.35	0.15%
							Merrill Lynch 6 Month T-Bill	0.34%
<u>Bond Proceeds</u>								
TexPool Series 002	Bond Proceeds			\$ 9,291,926.00	\$ 4,352,450.24	\$ 4,352,450.24	\$ 15,973.49	0.21%
Totals				\$ 9,291,926.00	\$ 4,352,450.24	\$ 4,352,450.24	\$ 15,973.49	0.21%
							ML 1-3 Year Treasury	0.32%

* Cash and Texpool returns may be impacted by Inflows and/or Outflows in the period and may not match published returns.

Lamar Institute of Technology investment portfolios comply with investment strategy expressed in Texas State University System Investment Policies and with relevant provisions of the Texas Public Funds Investment Act.



Bonnie Albright
 Chief Business and Financial Officer

10/12/17
 Date


Lamar State College - Orange
OPERATING & NON OPERATING QUARTERLY INVESTMENT REPORT
PERIODS ENDING 08/31/2017 (TRADE DATE FULL ACCRUAL BASIS)


Agency/Description	Cusip Number	Purchase Date	Maturity Date	Beginning Market Value		Ending Market Value		Book Balance		Quarter Ending 08/31/17	
				As of 05/31/17	As of 08/31/17	As of 08/31/17	As of 08/31/17	Investment Income	Return *		
Operating Short-Intermediate											
Cash in Bank- Depository		0	1/0/1900	1/0/1900	\$ 823,707.89	\$ 245,219.94	\$ 245,219.94	\$ 245,219.94	\$ 1,541.24	0.49%	
Cash in Treasury		0	1/0/1900	1/0/1900	\$ 1,975,351.91	\$ 1,165,669.99	\$ 1,165,669.99	\$ 1,165,669.99	\$ 5,022.90	0.33%	
TexPool Series 0001	General Funds		1/0/1900	1/0/1900	\$ 20,730,521.54	\$ 21,287,214.03	\$ 21,287,214.03	\$ 21,287,214.03	\$ 50,716.25	0.24%	
Cash in Bank- Payroll		0	1/0/1900	1/0/1900	\$ 38,736.89	\$ 37,436.02	\$ 37,436.02	\$ 37,436.02	\$ 110.32	0.01%	
Cash in Bank- Depository	Non-Operating		1/0/1900	1/0/1900	\$ 42,443.67	\$ 618,777.36	\$ 618,777.36	\$ 618,777.36	\$ -	0.00%	
TexPool Series 0003	TexPool Series Non-Oper		1/0/1900	1/0/1900	\$ 2,708,829.48	\$ 2,709,345.20	\$ 2,709,345.20	\$ 2,709,345.20	\$ 6,491.96	0.24%	
				Totals	\$ 26,319,591.38	\$ 26,063,662.54	\$ 26,063,662.54	\$ 26,063,662.54	\$ 63,882.67	0.24%	
										Merrill Lynch 6 Month T-Bill	0.34%

Bond Proceeds											
TexPool Series 0004	TSUS Bond Issue Proceed		1/0/1900	1/0/1900	\$ 5,455,317.19	\$ 2,176,988.99	\$ 2,176,988.99	\$ 2,176,988.99	\$ 7,964.11	0.23%	
				Totals	\$ 5,455,317.19	\$ 2,176,988.99	\$ 2,176,988.99	\$ 2,176,988.99	\$ 7,964.11	0.23%	
										Merrill Lynch 6 Month T-Bill	0.34%

* Cash and Texpool returns may be impacted by Inflows and/or Outflows in the period and may not match published returns.

Lamar State College - Orange investment portfolios comply with investment strategy expressed in Texas State University System Investment Policies and with relevant provisions of the Texas Public Funds Investment Act.


 Brenda Bedair
 VP for Finance and Operations


 Date

Lamar State College - Port Arthur
OPERATING & NON OPERATING QUARTERLY INVESTMENT REPORT
PERIODS ENDING 08/31/2017 (TRADE DATE FULL ACCRUAL BASIS)


Agency/Description	Cusip Number	Purchase Date	Maturity Date	Beginning Market Value As of 05/31/17	Ending Market Value As of 08/31/17	Book Balance As of 08/31/17	Quarter Ending 08/31/17 Investment Income Return *	
Operating Short-Intermediate								
Cash in Bank**5508	PayRoll Account			\$ 719,838.88	\$ 717,435.53	\$ 717,435.53	\$ 42.90	0.01%
Cash in Bank**7246	Clearing Account			\$ 83,225.85	\$ 1,856,429.20	\$ 1,856,429.20	\$ 37.26	0.04%
Cash in Bank**7253	Clearing Account			\$ 526,442.30	\$ 622,673.13	\$ 622,673.13	\$ 84.52	0.02%
Cash in Bank**7287	Fin Aid Refd Disb			\$ 27,908.56	\$ 28,263.55	\$ 28,263.55	\$ 3.57	0.01%
Cash in Bank**7295	E&G State Sweep			\$ 443.68	\$ 444.99	\$ 444.99	\$ 1.31	0.30%
Cash in Treasury				\$ 3,187,697.35	\$ 3,432,988.70	\$ 3,432,988.70	\$ 9,960.81	0.30%
TexPool Series 0001	Cash Mgmt Acct			\$ 126,075.58	\$ 126,378.13	\$ 126,378.13	\$ 302.55	0.24%
TexPool Prime 0001	TexPool Prime			\$ 5,148,702.31	\$ 4,914,956.50	\$ 4,914,956.50	\$ 16,254.19	0.32%
Totals				\$ 9,820,334.51	\$ 11,699,569.73	\$ 11,699,569.73	\$ 26,687.11	0.23%
							Merrill Lynch 6 Month T-Bill	0.34%
Bond Proceeds								
TexPool Prime 002	Project Account			\$ 7,654,249.91	\$ 1,680,237.32	\$ 1,680,237.32	\$ 15,758.08	0.24%
Totals				\$ 7,654,249.91	\$ 1,680,237.32	\$ 1,680,237.32	\$ 15,758.08	0.24%
							ML 1-3 Year Treasury	0.32%

* Cash and Texpool returns may be impacted by Inflows and/or Outflows in the period and may not match published returns.

Lamar State College - Port Arthur investment portfolios comply with investment strategy expressed in Texas State University System Investment Policies and with relevant provisions of the Texas Public Funds Investment Act.



 Mary Wickland
 Vice President for Finance and Operations



 Date

Texas State University System Office
OPERATING & NON OPERATING QUARTERLY INVESTMENT REPORT
PERIODS ENDING 08/31/2017 (TRADE DATE FULL ACCRUAL BASIS)

Agency/Description	Cusip Number	Purchase Date	Maturity Date	Beginning Market Value As of 05/31/17	Ending Market Value As of 08/31/17	Book Balance As of 08/31/17	Quarter Ending 08/31/17 Investment Income	Return *
Operating Short-Intermediate								
Cash in Bank Wells Fargo	Designated Fund			\$ 250,950.93	\$ 488,557.51	\$ 488,557.51	\$ -	0.00%
Cash in Bank Wells Fargo	Interest & Sinking			\$ 96,301.87	\$ 81,051.87	\$ 81,051.87	\$ -	0.00%
Cash in Treasury				\$ 420,968.01	\$ 449,128.12	\$ 449,128.12	\$ -	0.00%
TexPool Series 0001	Interest & Sinking			\$ 2,626,583.91	\$ 2,632,887.80	\$ 2,632,887.80	\$ 6,303.89	0.24%
TexPool Series 0002	Designated Fund			\$ 4,984,591.85	\$ 5,315,930.22	\$ 5,315,930.22	\$ 13,448.91	0.25%
TexPool Series 0009	Unexpended Plant			\$ 2,170.77	\$ 1,519,698.63	\$ 1,519,698.63	\$ 928.27	0.24%
TexPool Series 0010	CP Tax Exempt			\$ 480,449.90	\$ 32,735.47	\$ 32,735.47	\$ 615.50	0.25%
Totals				\$ 8,862,017.24	\$ 10,519,989.62	\$ 10,519,989.62	\$ 21,296.57	0.22%
							Merrill Lynch 6 Month T-Bill	0.34%

* Cash and Texpool returns may be impacted by Inflows and/or Outflows in the period and may not match published returns.
Texas State University System Office investment portfolios comply with investment strategy expressed in Texas State University System Investment Policies and with relevant provisions of the Texas Public Funds Investment Act.



Roland Smith
Vice Chancellor for Finance



James Webb
Associate Vice Chancellor for Finance and Controller

09/27/17

Date