

**INTERNATIONAL STUDENT
STATISTICAL REPORT**

Fall 2010

Prepared by the International Office

Academic Affairs

Table of Contents

1 Introduction.....3

1.1 Why Study at Texas State University – San Marcos?3

1.2 Who is an International Student?.....4

1.3 Your Second Home - Texas State University San Marcos4

1.3.1 Location4

1.3.2 History.....5

1.3.3 Colleges.....5

1.3.4 Campus5

1.4 About International Office – Texas State5

2 Fall 2010 Summary.....7

2.1 International Student Statistics 2002 – 20108

2.2 Top Ten Countries by Number of International Students.....10

2.3 Student Statistics at Texas State University – San Marcos.....12

2.3.1.....13

Statistics by Nationality – Fall 201013

2.4 Student Statistics Based on Academic College/TSIE.....15

2.5 Top 5 Majors for International Students from Fall 2002 to Fall 2010.....16

2.5.1 Fall 200216

2.5.2 Fall 200317

2.5.3 Fall 200418

2.5.4 Fall 200519

2.5.5 Fall 200620

2.5.6 Fall 200721

2.5.7 Fall 200822

2.5.8 Fall 200923

2.5.9 Fall 201024

2.6 International Students statistics from Fall 2002 through Fall 2010.....25

2.7 List of Top 10 Countries from Fall 2002 through Fall 201026

2.8 International Students statistics based on Academic Classification - Fall 2010.....27

2.9 International Students Gender Breakdown – Fall 2010.....28

2.10 International Students Residence Statistics - Fall 2010.....29

2.11 Texas State International Student Trends: 2002 – 201030

1 Introduction

1.1 Why Study at Texas State University – San Marcos?

Texas State University – San Marcos is an International-student friendly institution. EducationUSA, which is a program of the U.S. Department of State Bureau of Educational and Cultural Affairs, has defined international-friendly institutions as institutions that “recognize that in an increasingly interdependent world there is educational value in having international students on the campus”.

Texas State recognizes the value international students bring to our institution and it is committed to providing international students with an enriching education experience. The professional staff at the International Office maintains membership in appropriate international educational organizations and associations to be actively engaged in the many regulatory, educational, and cultural issues related to international students. Texas State also provides special programs for international students to assist them in achieving a successful transition into our University. Some of these programs include an international student orientation, a welcome social for new international students, and options for additional English instruction for non-native speakers.

Overall Texas State is a friendly campus that has a lot to offer international students: prestigious programs, beautiful parks and campus, artistic, cultural, political and athletic events, and a convenient location in close proximity to two of the most eclectic cities in Texas, Austin and San Antonio.

Here are some measures of excellence you will find here at Texas State

- Named U.S. News America’s Best Colleges 2009
- The Princeton Review named Texas State an America's Best Value College for 2006-2007.
- Texas State business and mass communication students won their second National title at the American Advertising (AAF) 2005 National Student Advertising Competition (NSAC). Since 1990, the Texas State team has placed within the top four places eight times.
- Denise Smart, Dean of the McCoy College of Business Administration was named the most student-centered dean in a panel of Fortune 500 executives.
- The Mitte Laureate Scholarship is the largest four-year undergraduate scholarship offered by a public institution in the state of Texas.
- Texas State produces more teachers than any other college or university in Texas.
- The Criminal Justice Department is nationally recognized for its training program in hostage negotiation.
- Texas State is the only central Texas public university that offers a Bachelor's degree in Radiation Therapy.
- The Mitte Art-Technology-Physics building opened in the fall of 2003 and contains one of the first MicroFab Lab facilities in a U.S. academic institution.
- The Sound Technology Recording Program of the School of Music is the only four-year program in Texas and is also housed in a commercial recording studio.

1.2 Who is an International Student?

An international student is a student who enrolls in a U.S. academic program and whose status is non-immigrant. Common non-immigrant statuses are A-1, A-2, B1, B-2, E-1, E-2, F-1, F-2, H-1, H-4, J-1, J-2, L-1, L-2, M-1, R-1 and R-2. F-1 is the most common status used by international students. A student who has applied for or received permanent residency, refugee status or asylum in the U.S. is not considered to be an international student by the U.S. Citizenship & Immigration Services (USCIS).

1.3 Your Second Home - Texas State University San Marcos

Texas State's original mission was to prepare Texas public school teachers, especially those of the south central area. It became renowned for carrying out this mission, but today it does far more. Texas State currently offers programs in the College of Applied Arts, McCoy College of Business Administration, College of Education, College of Fine Arts and Communication, College of Health Professions, College of Liberal Arts, College of Science, and University College. The University College also oversees the undergraduate general education core curriculum and undergraduate advising as well as the freshman year experience. The Graduate College provides opportunities for continued intellectual growth through advanced and specialized education that develops leaders in the professions and in research. As Texas State's student population has grown—from 303 in 1903 to more than 30,803 in 2009—the campus, too, has expanded and today Texas State is the sixth largest public university in the state. Overlooking the campus and serving as a landmark since 1903 is Old Main, a red-gabled Victorian building restored to its original grandeur.

Texas State's 31179 students choose from 101 bachelor's, 88 master's and nine doctoral degree programs offered by the following colleges: Applied Arts, McCoy College of Business Administration, Education, Fine Arts and Communication, Health Professions, Liberal Arts, Science, University College and the Graduate College.

Texas State students come from around the globe, and our student body is diverse. Thirty-five percent of Texas State students are ethnic minorities. In fact, Texas State is ranked 20th in the nation for the number of degrees we grant to Hispanic undergraduates. See the University Fact book for more information on our student body.

Texas State is also the lead institution of a multi-institution teaching center offering several programs in the greater north Austin area. There are 1,739 Texas State students enrolled at the Round Rock Higher Education Center (RRHEC).

1.3.1 Location

Texas State's main campus is in San Marcos, a growing community of 50,000 people about halfway between Austin and San Antonio. Located on the edge of the Texas Hill Country, where black land prairies roll into beautiful hills, Texas State enjoys a setting that is unique among Texas universities.

The beauty of the crystal-clear San Marcos River and the stately cypress and pecan trees on the campus adds to the charm of the university's picturesque setting. Our location on the banks of the San Marcos River provides recreational activities for students throughout the year.



1.3.2 History

Authorized by the Texas Legislature in 1899, Southwest Texas State Normal School opened its doors in 1903. Over the years, the Legislature broadened the institution's scope and changed its name, in succession, to Normal College, Teachers College, College, and in 1969, University. Each name change reflects the university's growth from a small teacher preparation institution to a major multipurpose university. In 2003, the Legislature renamed the school Texas State University-San Marcos.

1.3.3 Colleges

The University offers programs in College of Applied Arts, McCoy College of Business Administration, College of Education, College of Fine Arts & Communication, College of Health Professions, College of Liberal Arts, and College of Science. In 1986 the University College was created to assure a broad general education for all students, regardless of major. In 1935 the Board of Regents authorized the formation of The Graduate College.

1.3.4 Campus

As the university's student population has grown - from 303 in 1903 to 31179 in 2010 - the campus, too, has expanded, and today consists of a 456-acre main campus and 5,000 additional acres in recreational, instructional, farm and ranch land. Overlooking the campus and serving as a landmark since 1903 is Old Main, a red-gabled Victorian building restored to its original grandeur. In 1979, after adding a number of classroom buildings and residence halls, the university purchased the former San Marcos Baptist Academy adjacent to the original campus. In 1994 the 90-acre Aquarena Springs theme park, also adjacent to the main campus, was purchased. Campus facilities encourage a feeling that Texas State is a special place.

1.4 About International Office – Texas State

Assist the university in developing and maintaining an internationally diverse student body, faculty, and staff by:

- Contributing to the retention of non immigrant international students by serving as their advocates, by providing information and services to facilitate their academic and cultural adjustment and by maintaining compliance with related Department of Homeland Security (DHS) regulations.
- Contributing to the research and teaching mission of the university by assisting the Office of Faculty Records, departments and Human Resources with the employment of distinguished non immigrant faculty and staff and by maintaining compliance with associated government regulations.
- Promoting global awareness and perspective at the university by facilitating international agreements and by sponsoring international education month each November.

Robert M. Seese, Ed. D.
Director, International Office
Texas State University-San Marcos

Report compiled by

Laura Cano Amaya
Coordinator, International Office
Texas State University-San Marcos

Abhimanyu Adusumilli
Graduate Research Assistant,
International Office
Texas State University-San Marcos

2 Fall 2010 Summary

A total of 376 students from abroad, representing 73 countries, claim Texas State University San Marcos as their home this fall semester.

From the total number of 31179 enrolled students, 1.21% comprised by the International Student body.

International undergraduate students comprise 0.61% of the total undergraduate body, 159 from 26,002 total undergraduate students.

International graduate and professional students comprise 4.0% of the total graduate body, 198 from 4,999 total graduate students.

School Information: Texas State University -San Marcos		
Student Body: Coed	Calendar: Semester	Highest Offering: Post-doctoral research

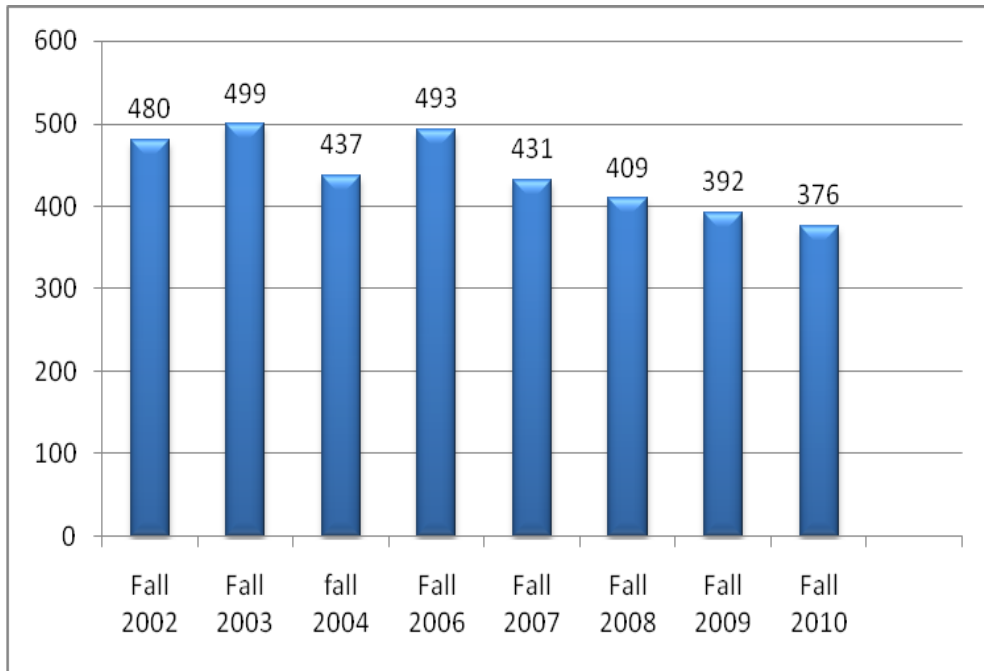
International Student Statistics: Fall 2009			
Undergraduates: 159	Graduates: 198	Other: 19*	Total: 376** OPT: 104

*Others include intensive English students.

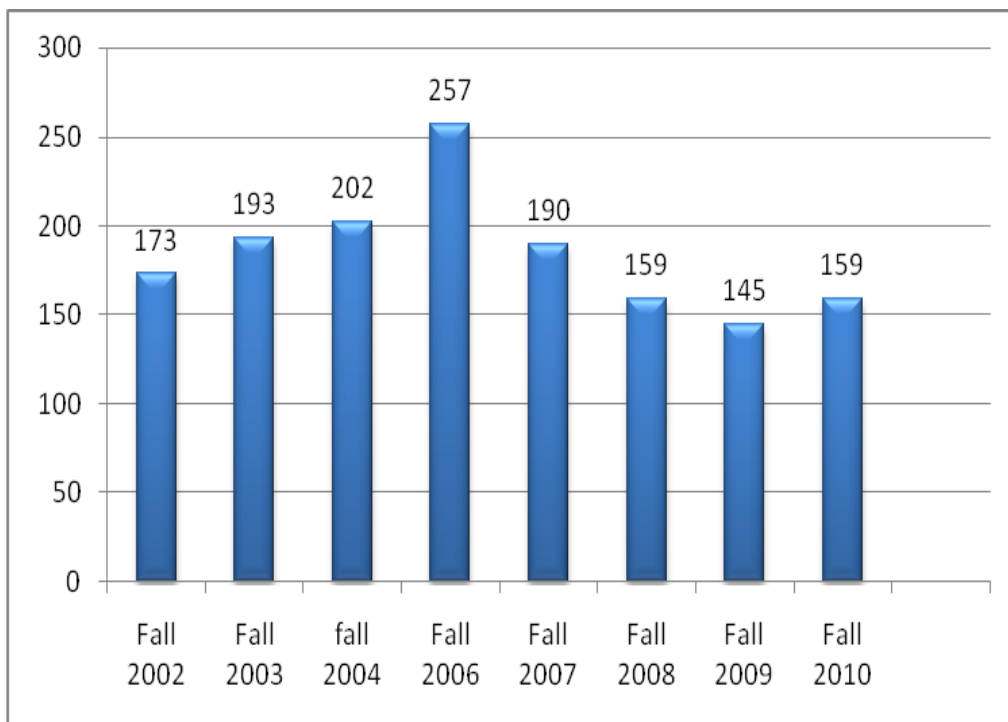
** Total number of students excludes number of OPT students.

2.1 International Student Statistics 2002 – 2010

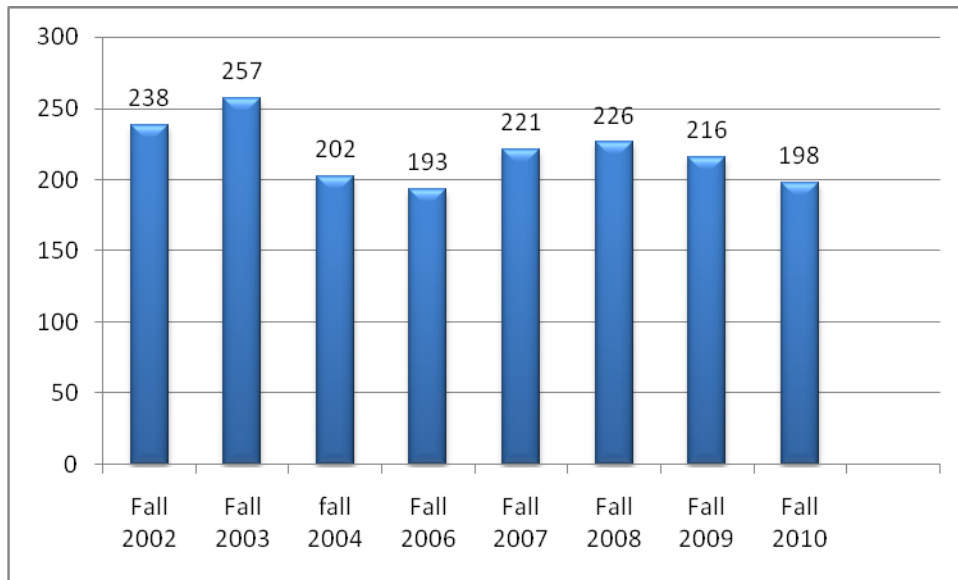
Total International Statistics



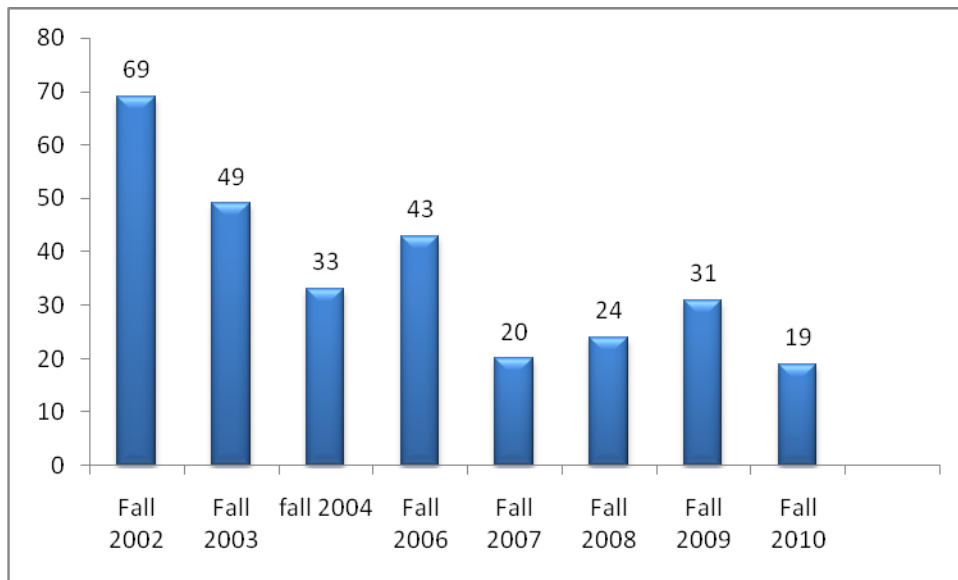
Total Undergraduate Statistics



Total Graduate Statistics



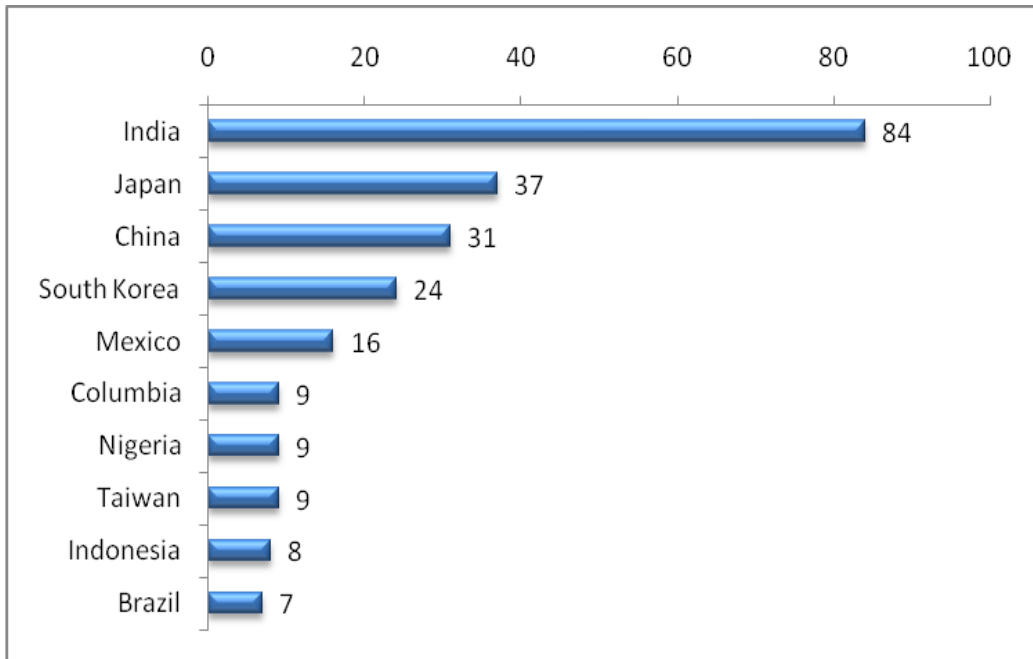
Total *Other Statistics



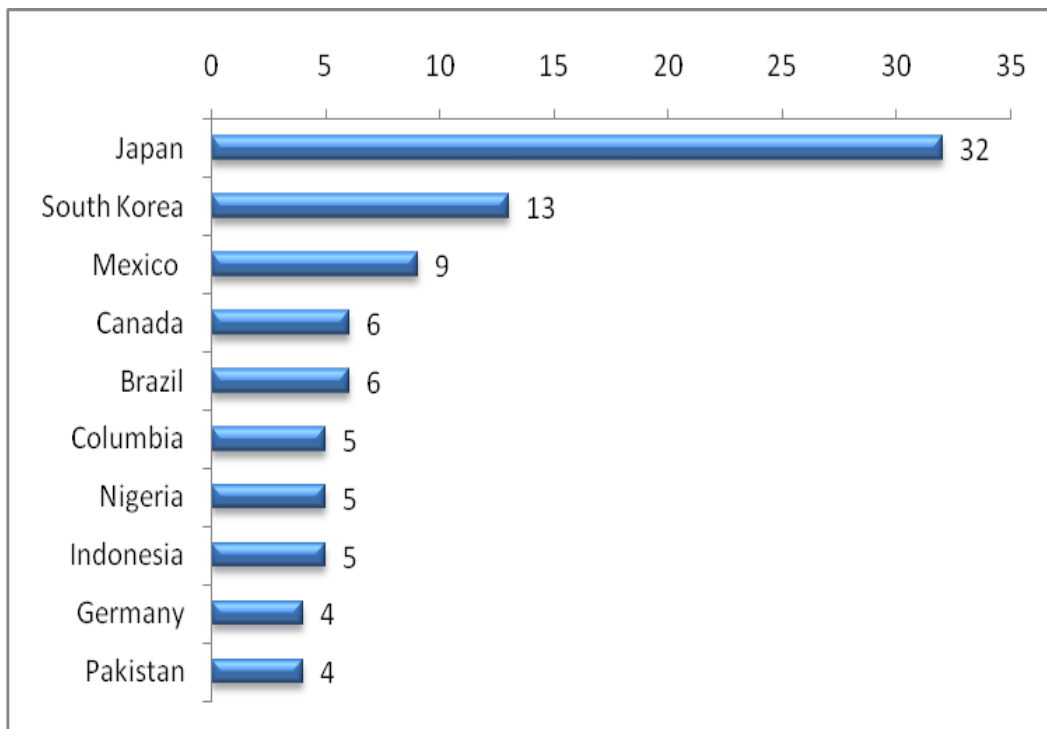
*Others include intensive English students.

2.2 Top Ten Countries by Number of International Students

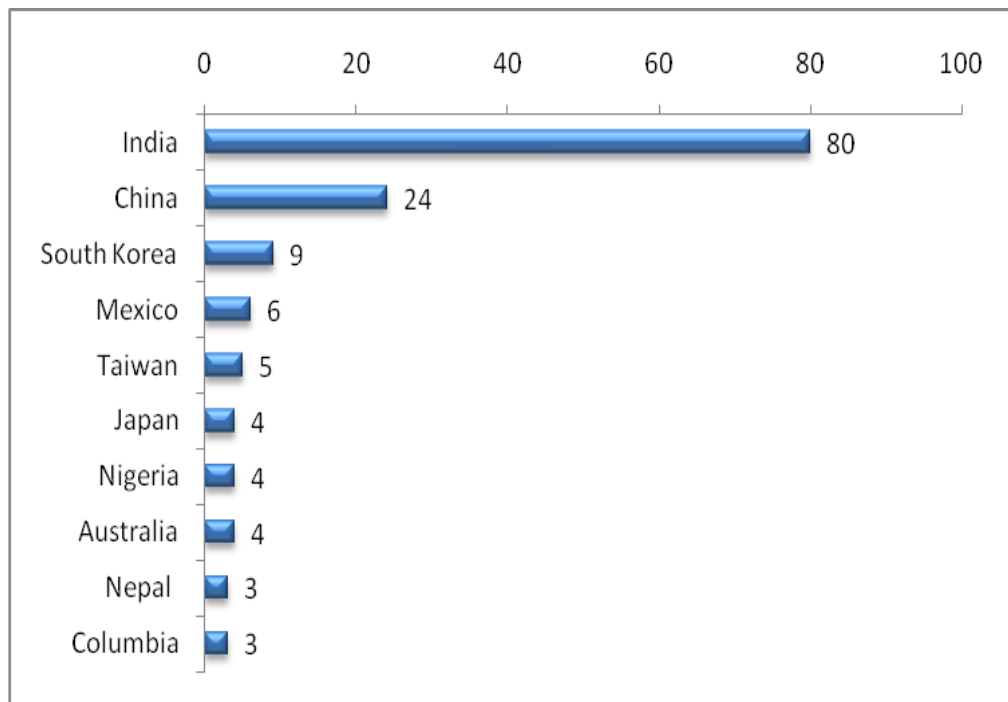
Top 10 Countries by Total Number of International Students



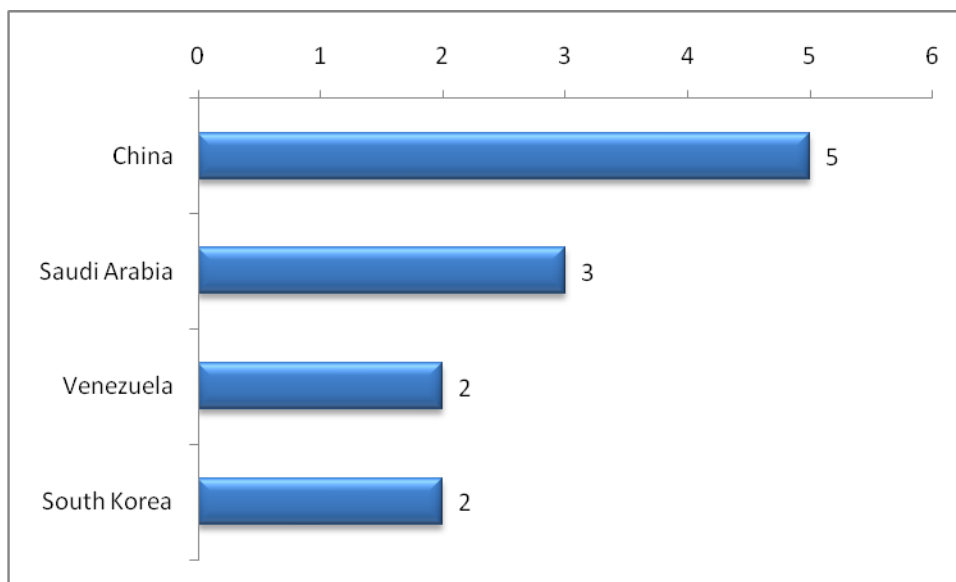
Top 10 by Undergraduate Enrollment



Top 10 by Graduate Enrollment

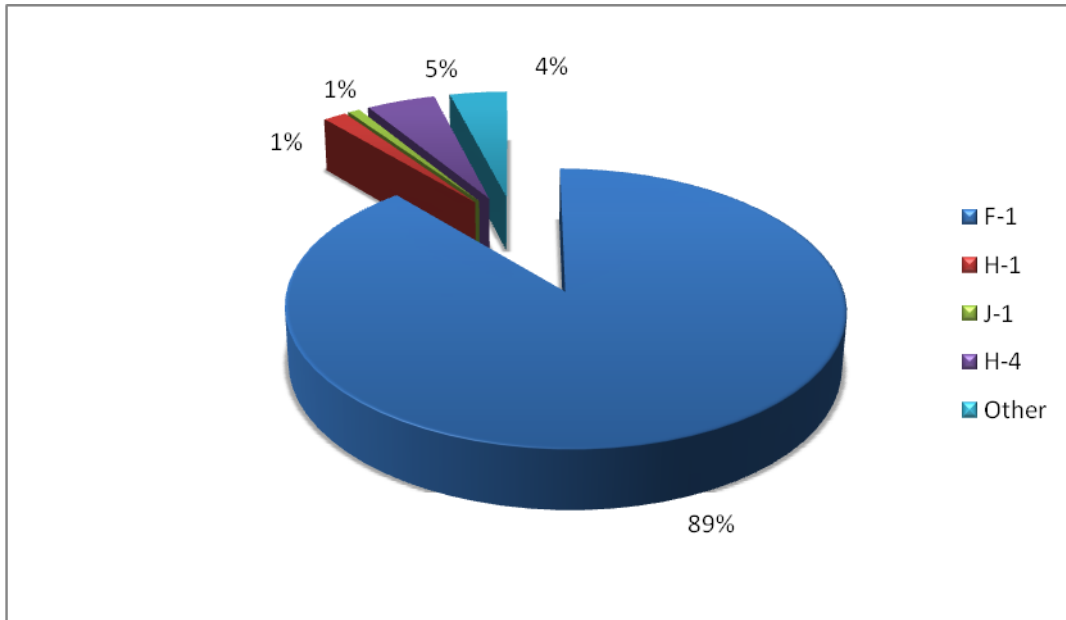


Top Countries by *Other Enrollment



*Others include intensive English students.

2.3 Student Statistics at Texas State University – San Marcos



International Students	U.S. Citizens*	Texas State Student Total*
376	30803	31179
F Visa	334	
**Other Visa	42	

**Other visas include E, F, H, J, L, TD and TN.

*Source data from Office of the Vice President for Student Affairs

	U.S.Citizens/Permanent Residents	International	Total
Undergraduates	26002	159	26161
Graduates	4801	198	4999

2.3.1

Statistics by Nationality – Fall 2010

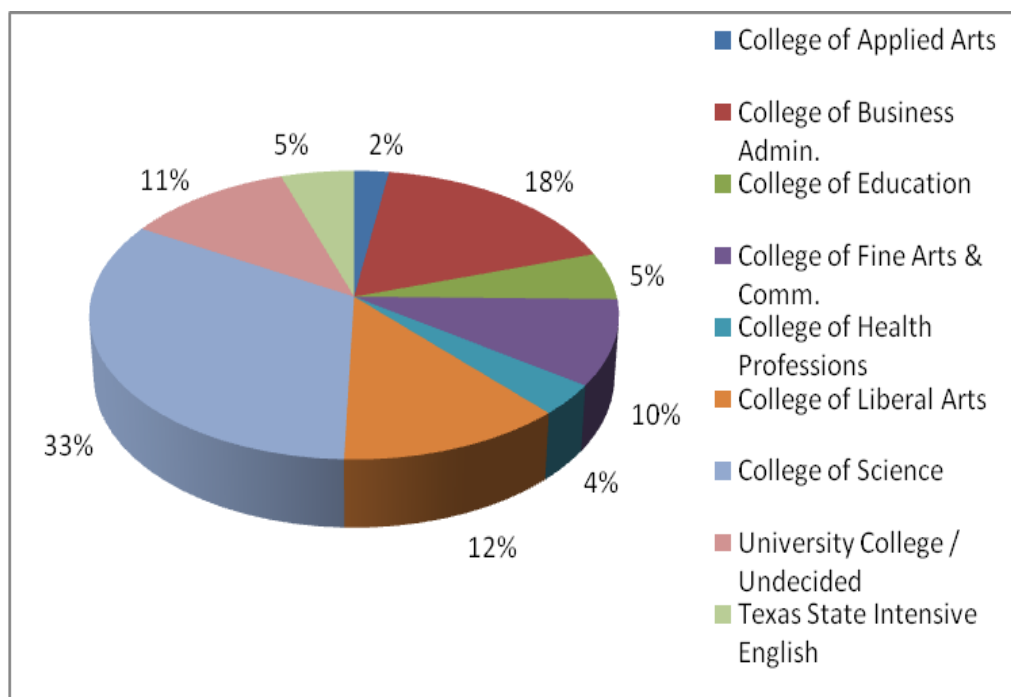
	Country	Undergraduate	Graduate	TSIE	Total
1	Albania	1	0	-	1
2	Angola	2	0	-	2
3	Argentina	1	0	-	1
4	Australia	0	4	-	4
5	Austria	0	1	-	1
6	Bangladesh	0	2	-	2
7	Belgium	2	1	-	3
8	Belize (British Hond)	1	0	-	1
9	Bexar	0	0	0	0
10	Bolivia	0	1	-	1
11	Bosnia and Herzegovina	0	1	-	1
12	Brazil	6	1	-	7
13	Burma	0	1	-	1
14	Cambodia	0	1	-	1
15	Cameroon	2	0	-	2
16	Canada	6	0	-	6
17	Chile	1	0	0	1
18	China	2	24	5	31
19	Colombia	5	3	1	9
20	Costa Rica	0	1	-	1
21	Croatia	0	1	-	1
22	Denmark	1	0	-	1
23	Dominica	0	1	-	1
24	Ecuador	0	2	-	2
25	Egypt	1	1	-	2
26	El Salvador	1	0	-	1
27	England	3	1	-	4
28	Eritrea	0	1	-	1
29	France	1	1	-	2
30	Germany	4	1	-	5
31	Ghana	1	2	-	3
32	Hong Kong	0	1	-	1
33	Iceland	1	0	-	1
34	India	4	80	-	84
35	Indonesia	5	3	-	8

36	Iran	0	1	-	1
37	Iraq	1	0	-	1
38	Israel	1	0	-	1
39	Italy	1	2	-	3
40	Jamaica	0	0	-	0
41	Japan	33	4	-	37
42	Kenya	2	2	-	4
43	Korea (South)	13	9	2	24
44	Latvia	2	0	-	2
45	Lebanon	0	1	-	1
46	Libya	0	1	0	1
47	Lithuania	0	1	-	1
48	Macau	0	1	-	1
49	Malaysia	1	1	-	2
50	Mexico	9	6	1	16
51	Morocco	0	1	-	1
52	Nepal	2	3	-	5
53	Nigeria	5	4	-	9
54	Norway	2	0	-	2
55	Oman	1	0	0	1
56	Pakistan	4	2	-	6
57	Poland	1	0	0	1
58	Russia	2	1	-	3
59	Saint Kitts & Nevis	1	0	-	1
60	Saudi Arabia	0	1	3	4
61	Singapore	1	0	-	1
62	South Africa	3	0	-	3
63	Spain	1	0	0	1
64	Sri Lanka	1	2	-	3
65	St. Vincent	1	0	-	1
66	Sweden	1	0	-	1
67	Taiwan	4	5	-	9
68	Turkey	1	0	-	1
69	UAE	1	1	-	2
70	Ukraine	0	1	-	1
71	Venezuela	2	1	4	7
72	Vietnam	1	1	-	2
73	Zimbabwe	0	1	-	1
	Countries not Specified	10	9	3	22
	Total	159	198	19	376

**A total of 73 countries were represented this semester

2.4 Student Statistics Based on Academic College/TSIE

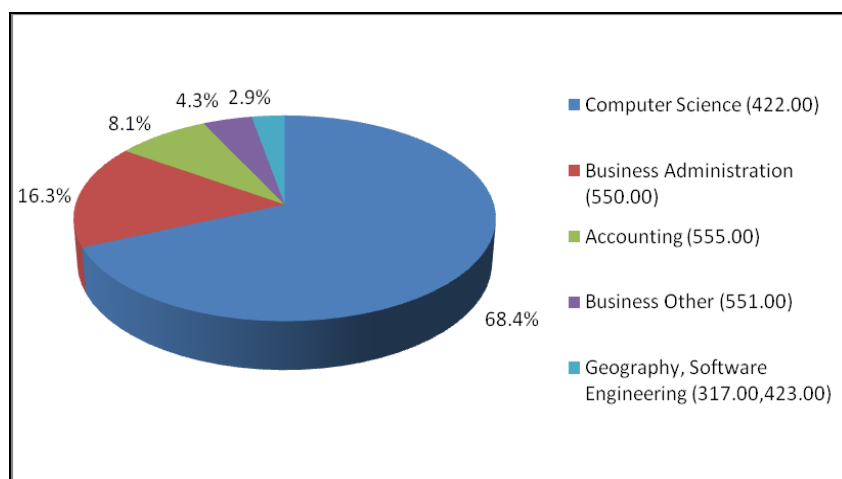
Academic Colleges/TSIE	Undergraduate	Graduate	TSIE	Total
College of Applied Arts	7	2	-	9
College of Business Admin.	30	36	-	66
College of Education	10	10	-	20
College of Fine Arts & Comm.	21	15	-	36
College of Health Professions	9	4	-	13
College of Liberal Arts	19	27	-	46
College of Science	26	98	-	124
University College / Undecided	37	6	-	43
Texas State Intensive English	-	-	19	19
Total	159	198	19	376



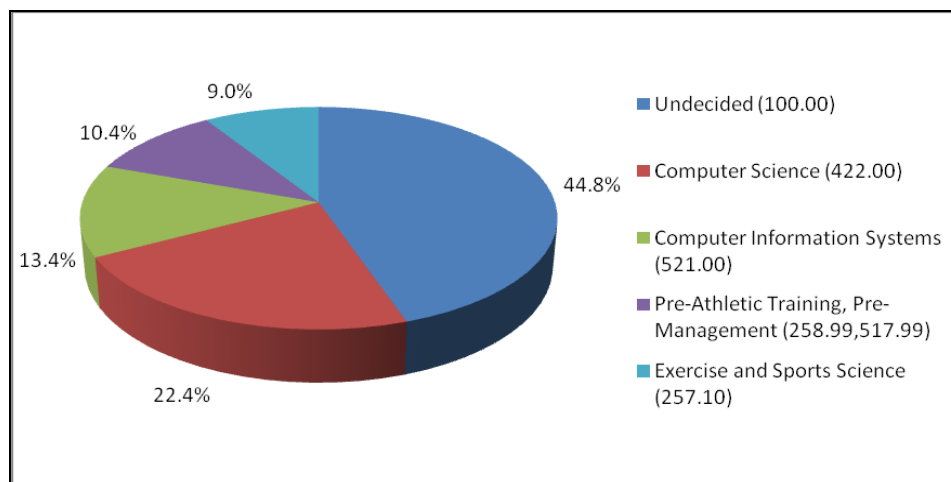
2.5 Top 5 Majors for International Students from Fall 2002 to Fall 2010

2.5.1 Fall 2002

#	Major	Number of International Graduate Students
1	Computer Science (422.00)	143
2	Business Administration (550.00)	34
3	Accounting (555.00)	17
4	Business Other (551.00)	9
5	Geography, Software Engineering (317.00,423.00)	6

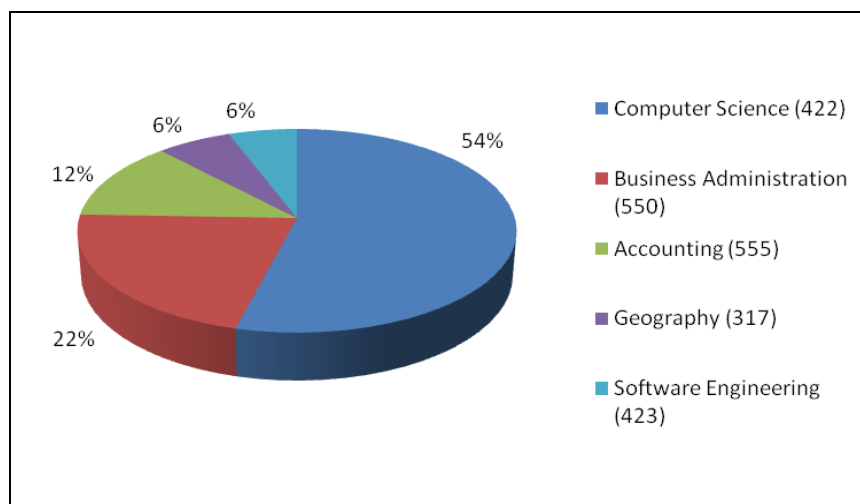


#	Major	Number of International Undergraduate Students
1	Undecided (100.00)	30
2	Computer Science (422.00)	15
3	Computer Information Systems (521.00)	9
4	Pre-Athletic Training, Pre-Management (258.99,517.99)	7
5	Exercise and Sports Science (257.10)	6

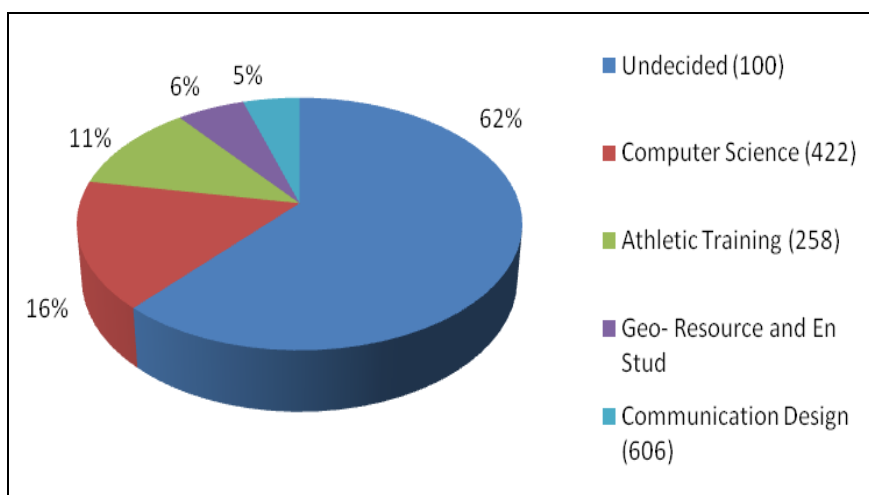


2.5.2 Fall 2003

#	Major	Number of International Graduate Students
1	Computer Science (422)	95
2	Business Administration (550)	38
3	Accounting (555)	22
4	Geography (317)	11
5	Software Engineering (423)	10

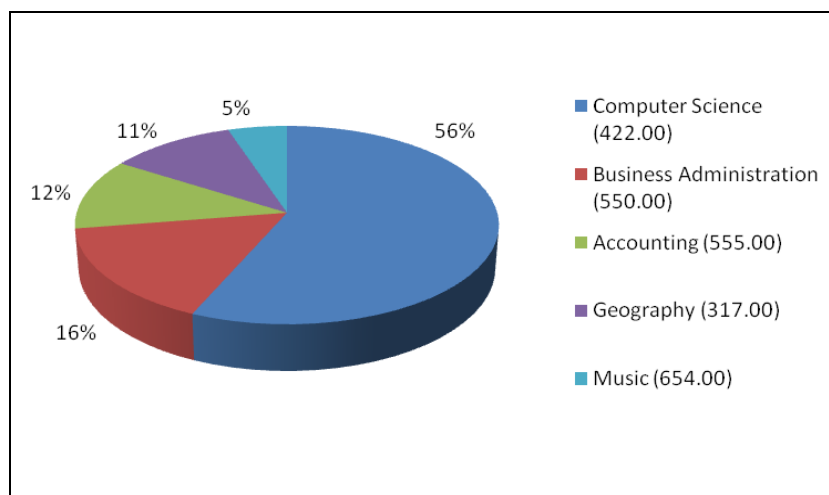


#	Major	Number of International Undergraduate Students
1	Undecided (100)	64
2	Computer Science (422)	17
3	Athletic Training (258)	12
4	Geo- Resource and En Stud, Management, Computer Information Systems, Mass Communications (315,517,521,670)	6
5	Communication Design (606)	5

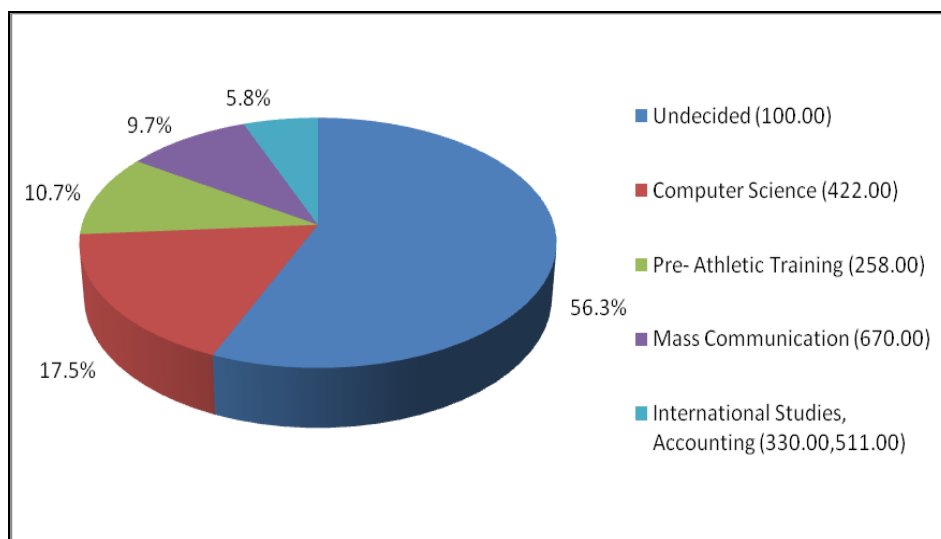


2.5.3 Fall 2004

#	Major	Number of International Graduate Students
1	Computer Science (422.00)	78
2	Business Administration (550.00)	22
3	Accounting (555.00)	16
4	Geography (317.00)	15
5	Music (654.00)	7

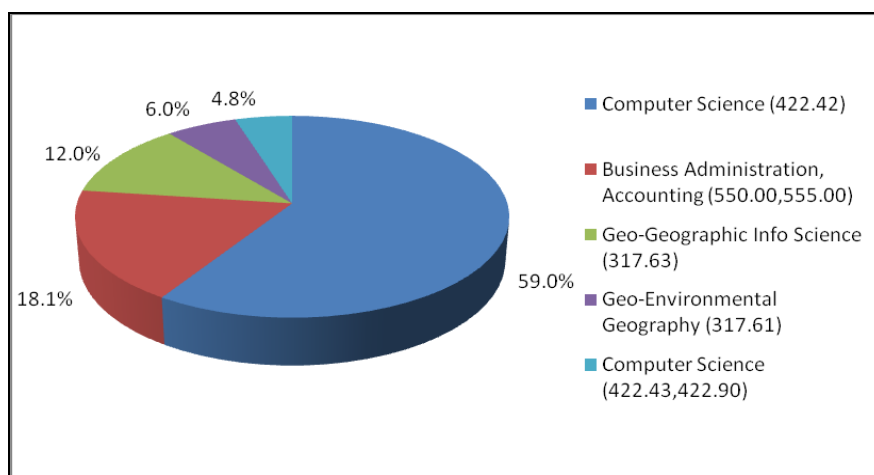


#	Major	Number of International Undergraduate Students
1	Undecided (100.00)	58
2	Computer Science (422.00)	18
3	Pre- Athletic Training (258.00)	11
4	Mass Communication (670.00)	10
5	International Studies, Accounting (330.00,511.00)	6

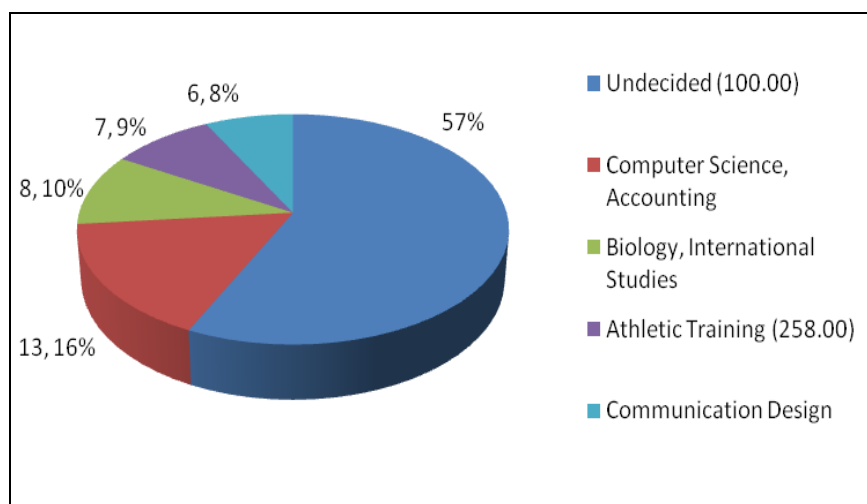


2.5.4 Fall 2005

#	Major	Number of International Graduate Students
1	Computer Science (422.42)	49
2	Business Administration, Accounting (550.00,555.00)	15
3	Geo-Geographic Info Science (317.63)	10
4	Geo-Environmental Geography (317.61)	5
5	Computer Science (422.43,422.90)	4

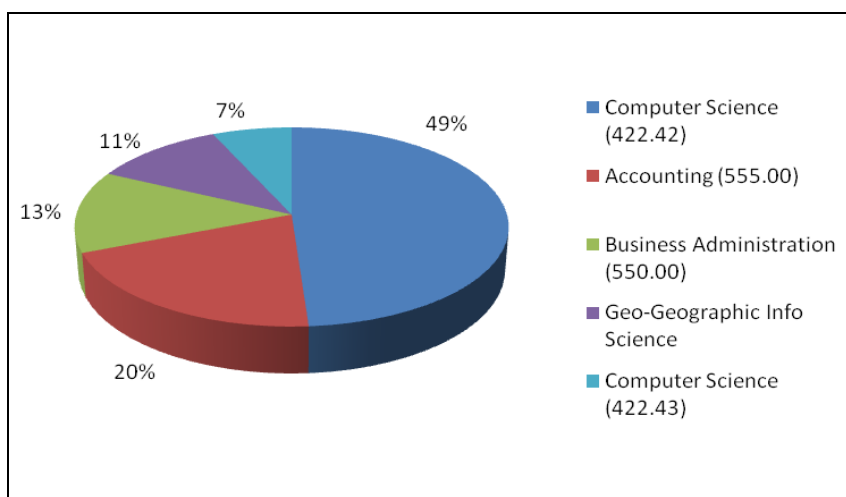


#	Major	Number of International Undergraduate Students
1	Undecided (100.00)	45
2	Computer Science, Accounting	13
3	Biology, International Studies	8
4	Athletic Training (258.00)	7
5	Communication Design, Exercise & Sports Science, Management, Undecided Professional	6

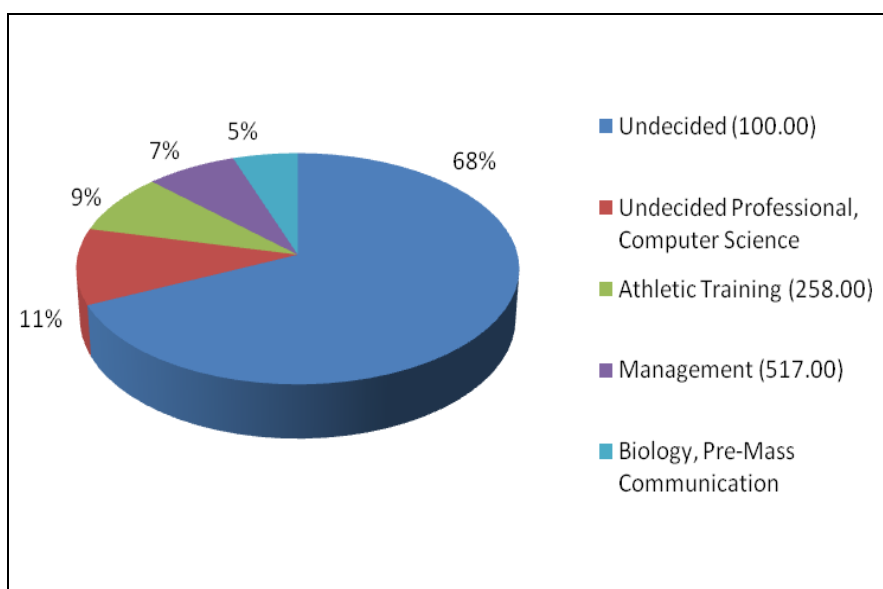


2.5.5 Fall 2006

#	Major	Number of International Graduate Students
1	Computer Science (422.42)	44
2	Accounting (555.00)	18
3	Business Administration (550.00)	12
4	Geo-Geographic Info Science	10
5	Computer Science (422.43)	6

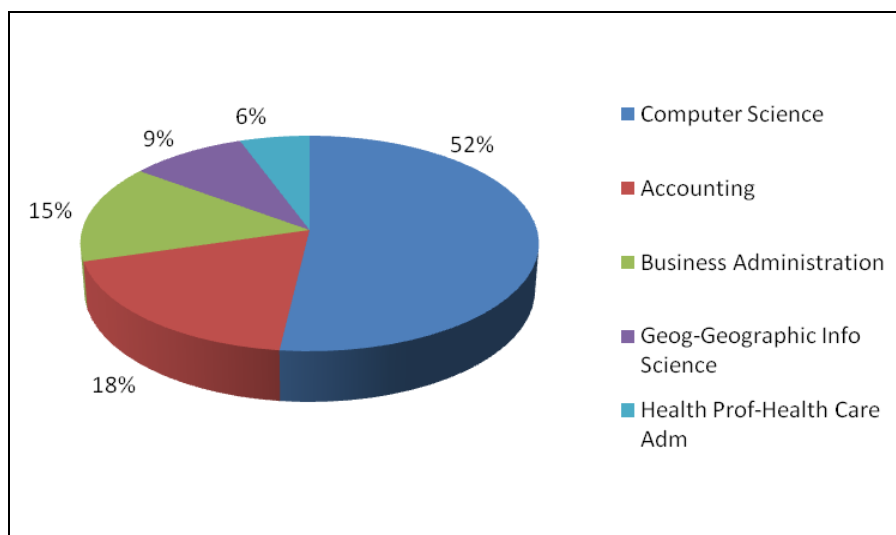


#	Major	Number of International Undergraduate Students
1	Undecided (100.00)	64
2	Undecided Professional, Computer Science	10
3	Athletic Training (258.00)	8
4	Management (517.00)	7
5	Biology, Pre-Mass Communication	5

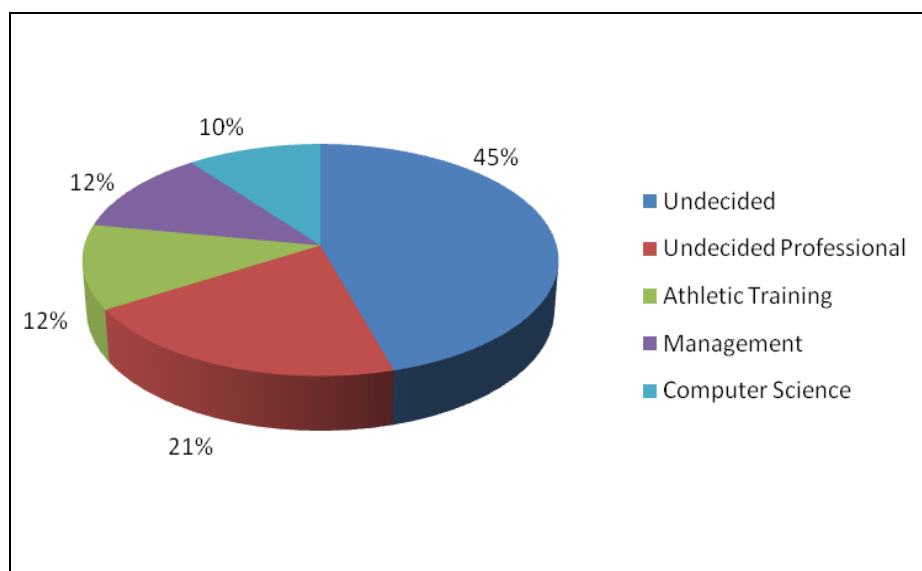


2.5.6 Fall 2007

#	Major	Number of International Graduate Students
1	Computer Science	56
2	Accounting	20
3	Business Administration	16
4	Geog-Geographic Info Science	10
5	Health Prof-Health Care Adm	6

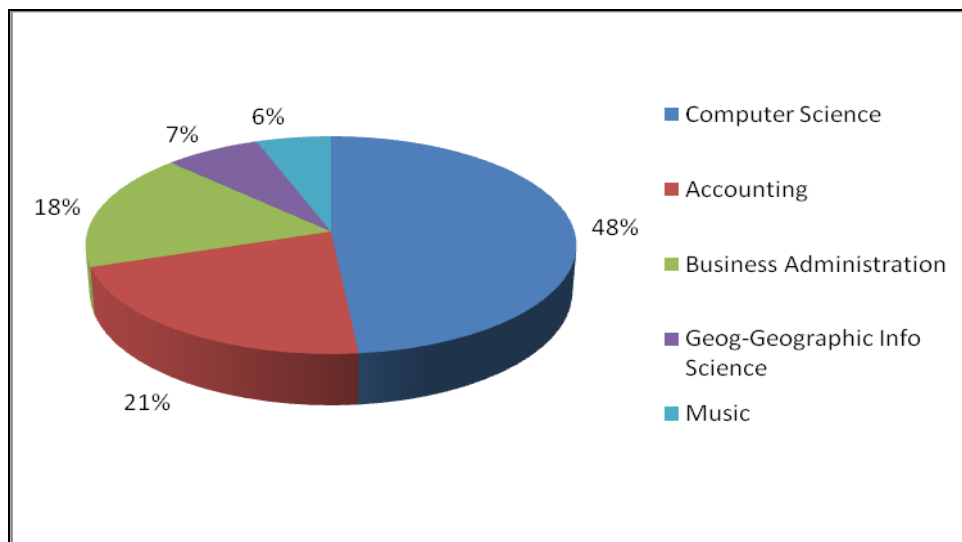


#	Major	Number of International Undergraduate Students
1	Undecided	31
2	Undecided Professional	14
3	Athletic Training	8
4	Management	8
5	Computer Science	7

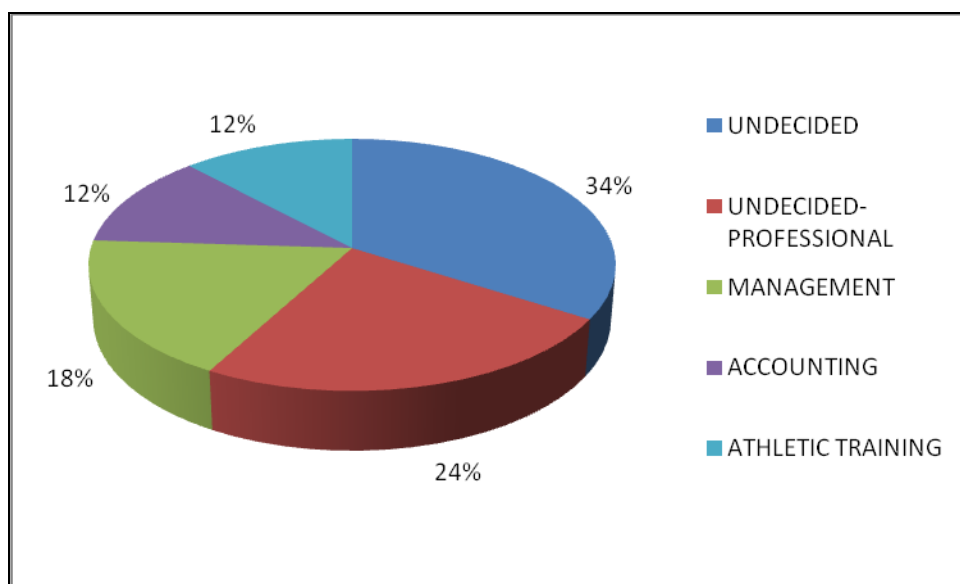


2.5.7 Fall 2008

#	Major	Number of International Graduate Students
1	Computer Science	61
2	Accounting	27
3	Business Administration	22
4	Geog-Geographic Info Science	9
5	Music	7

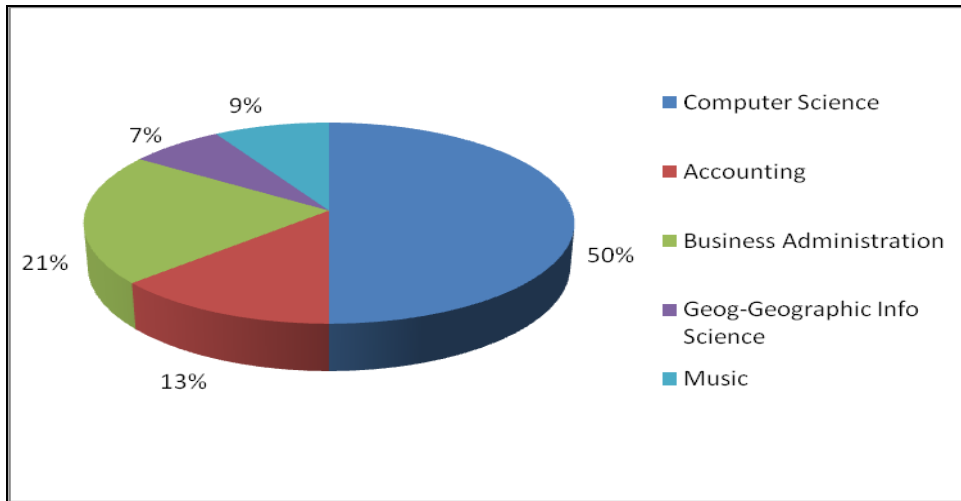


#	Major	Number of International Undergraduate Students
1	Undecided	17
2	Undecided Professional	12
3	Management	9
4	Accounting	6
5	Athletic Training	6

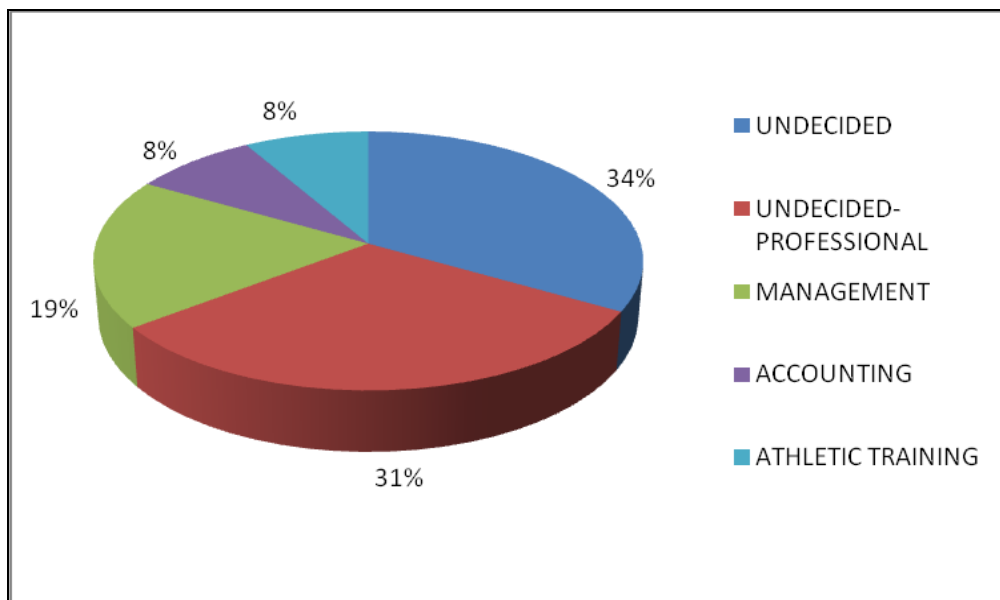


2.5.8 Fall 2009

#	Major	Number of International Graduate Students
1	Computer Science	64
2	Accounting	17
3	Business Administration	27
4	Geog-Geographic Info Science	9
5	Music	11

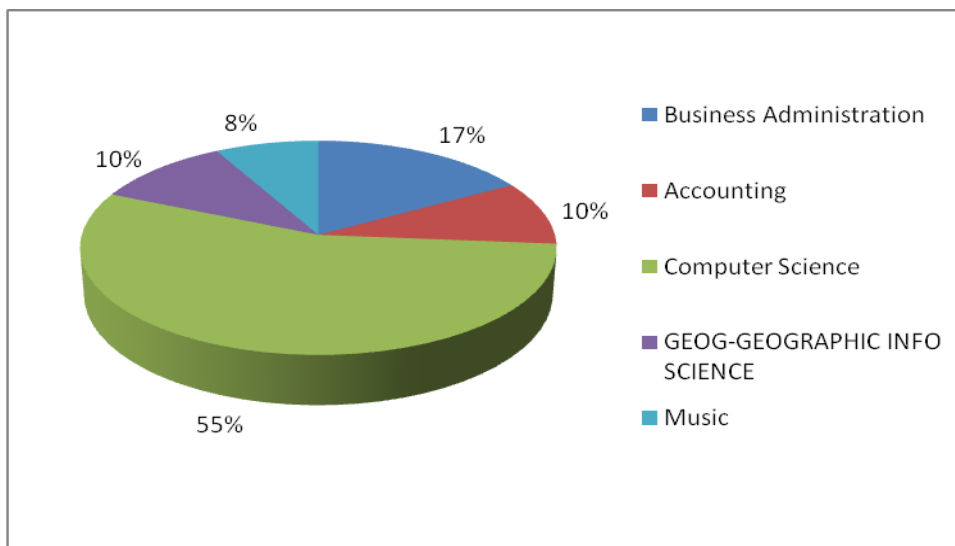


#	Major	Number of International Undergraduate Students
1	Undecided	16
2	Undecided Professional	15
3	Management	10
4	Accounting	6
5	Athletic Training	6

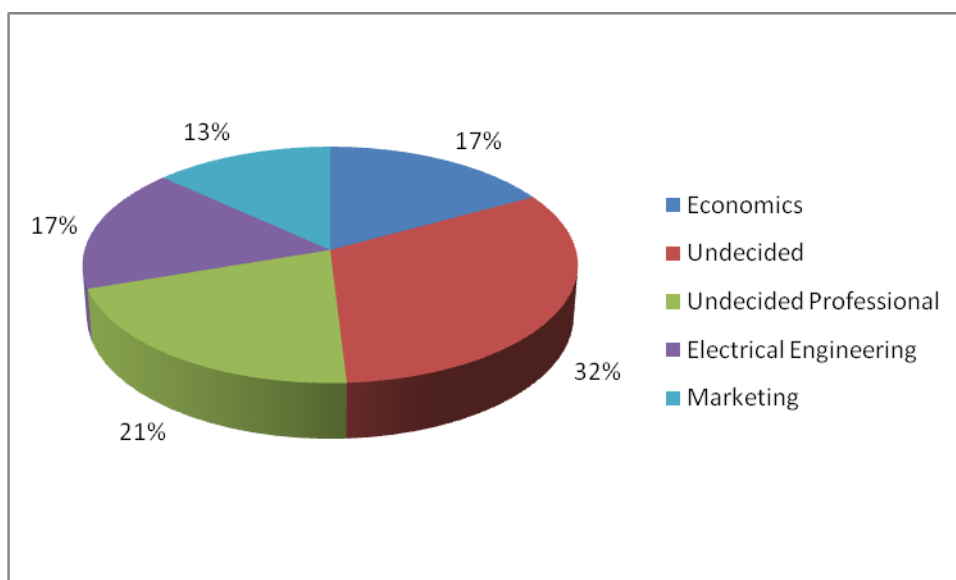


2.5.9 Fall 2010

#	Major	Number of International Graduate Students
1	Computer Science	63
2	Accounting	11
3	Business Administration	19
4	Geog-Geographic Info Science	12
5	Music	9



#	Major	Number of International Undergraduate Students
1	Undecided	17
2	Undecided Professional	11
3	Economics	9
4	Electrical Engineering	9
5	Marketing	7

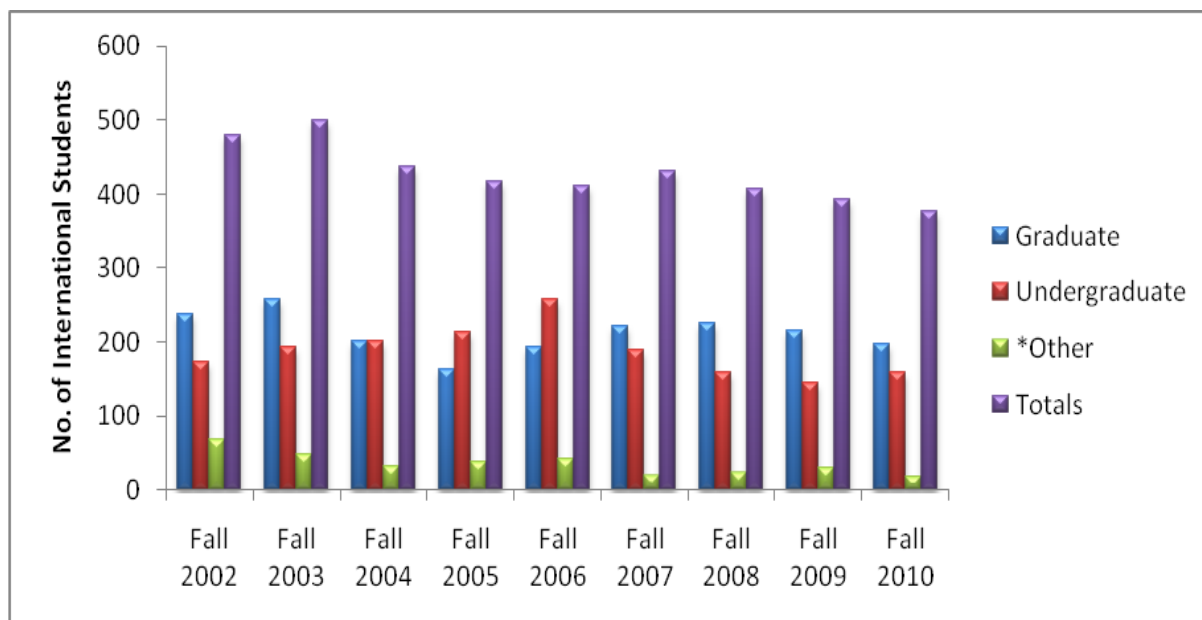


2.6 International Students Statistics from Fall 2002 through Fall 2010

Semester	Graduate	Undergraduate	*Other	Totals
Fall 2002	238	173	69	480
Fall 2003	257	193	49	499
Fall 2004	202	202	33	437
Fall 2005	163	214	39	416
Fall 2006	193	257	43	493
Fall 2007	221	190	20	431
Fall 2008	226	159	24	407
Fall 2009	216	145	31	392
Fall 2010	198	159	19	376

*Others include Intensive English students.

International Student Statistics from Fall 2002 through Fall 2010



* Others include Intensive English students.

2.7 List of Top 10 Countries from Fall 2002 through Fall 2010

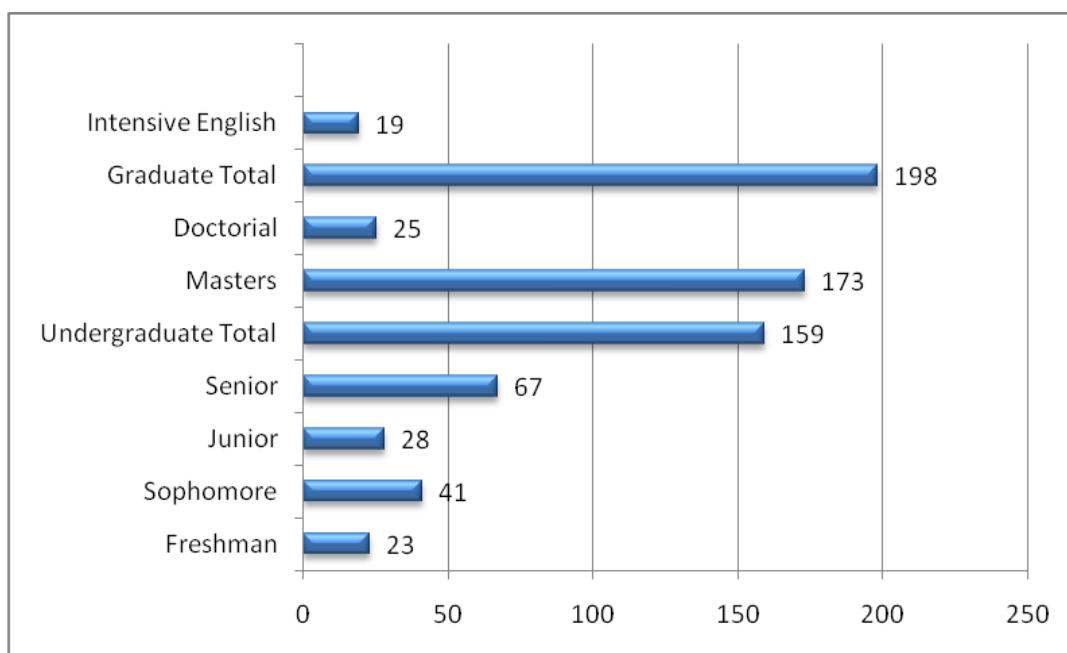
List of Top 10 Countries from Fall 2002 – Fall 2005				
List	Fall 2002	Fall 2003	Fall 2004	Fall 2005
1	Japan	Japan	Japan	Japan
2	China	India	India	India
3	India	China	China	China
4	Taiwan	Taiwan	S. Korea	Taiwan
5	S. Korea	S. Korea	Mexico/Taiwan	Mexico
6	Bangladesh	Mexico	Bangladesh	S. Korea
7	Pakistan/Thailand	Bangladesh	Indonesia	Bangladesh/Indonesia
8	Mexico	Morocco/Indonesia	Canada	Pakistan
9	Canada	Pakistan	Russia	Morocco/Brazil
10	Colombia/Hong Kong/Venezuela	Thailand	Morocco/Hong Kong	Canada

List of Top 10 Countries from Fall 2005 – Fall 2009				
List	Fall 2006	Fall 2007	Fall 2008	Fall 2009
1	Japan	India	India	India
2	India	Japan	Japan	Japan
3	China	China	China	China
4	Korea	Korea	S. Korea	S. Korea
5	Mexico	Mexico	Mexico	Mexico
6	Taiwan	Indonesia	Taiwan	Nepal
7	Indonesia	Taiwan	Nepal	Indonesia
8	Canada	Pakistan	Indonesia	Pakistan
9	Bangladesh	Canada	Pakistan	Columbia
10	Pakistan	Bangladesh	Brazil	Taiwan

List of Top 10 Countries Fall 2010

List	Fall 2010
1	India
2	Japan
3	China
4	South Korea
5	Mexico
6	Columbia
7	Nigeria
8	Taiwan
9	Indonesia
10	Brazil

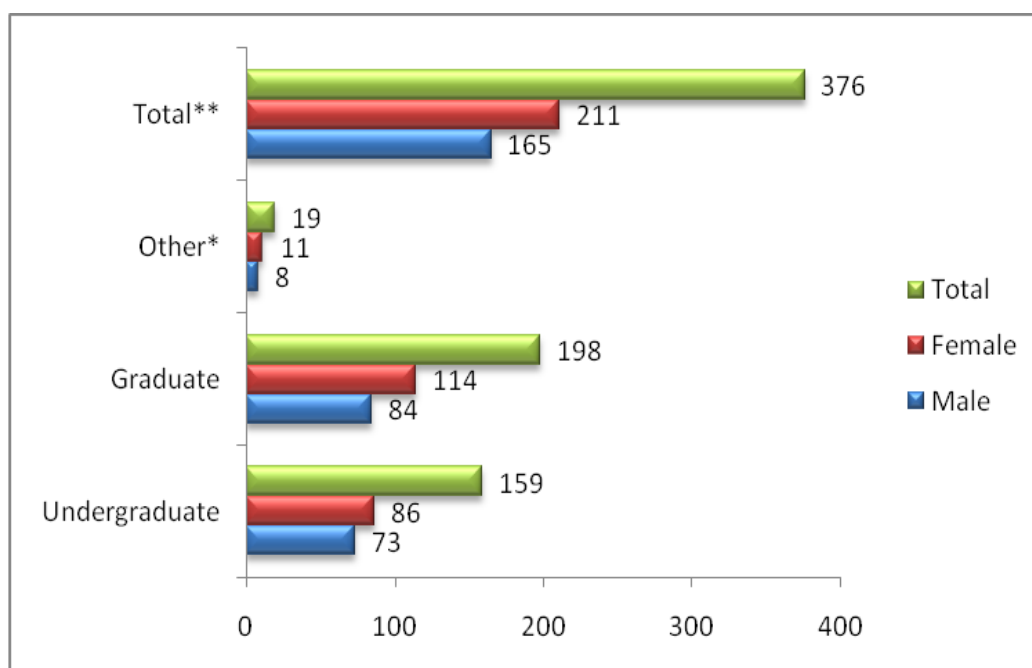
2.8 International Students Statistics Based on Academic Classification - Fall 2010



*Others include Intensive English students.

International Students Academic Classifications	
Bachelors	
	Number of students
Freshman	23
Sophomore	41
Junior	28
Senior	67
Undergraduate Total	159
Graduate	
	Number of students
Masters	173
Doctorial	25
Graduate Total	198
Other	
	Number of students
Intensive English	19
Others Total	19

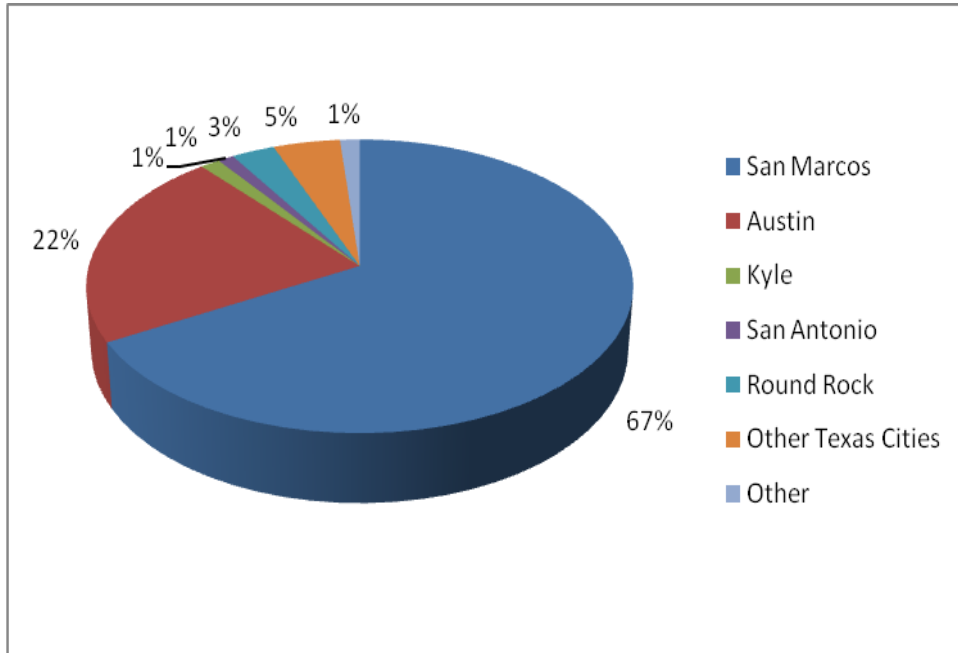
2.9 International Students Gender Breakdown – Fall 2010



International Student Gender Breakdown – Fall 2010				
Gender	Undergraduate	Graduate	Other*	Total
Male	73	84	8	165
Female	86	114	11	211
Total	159	198	19	376

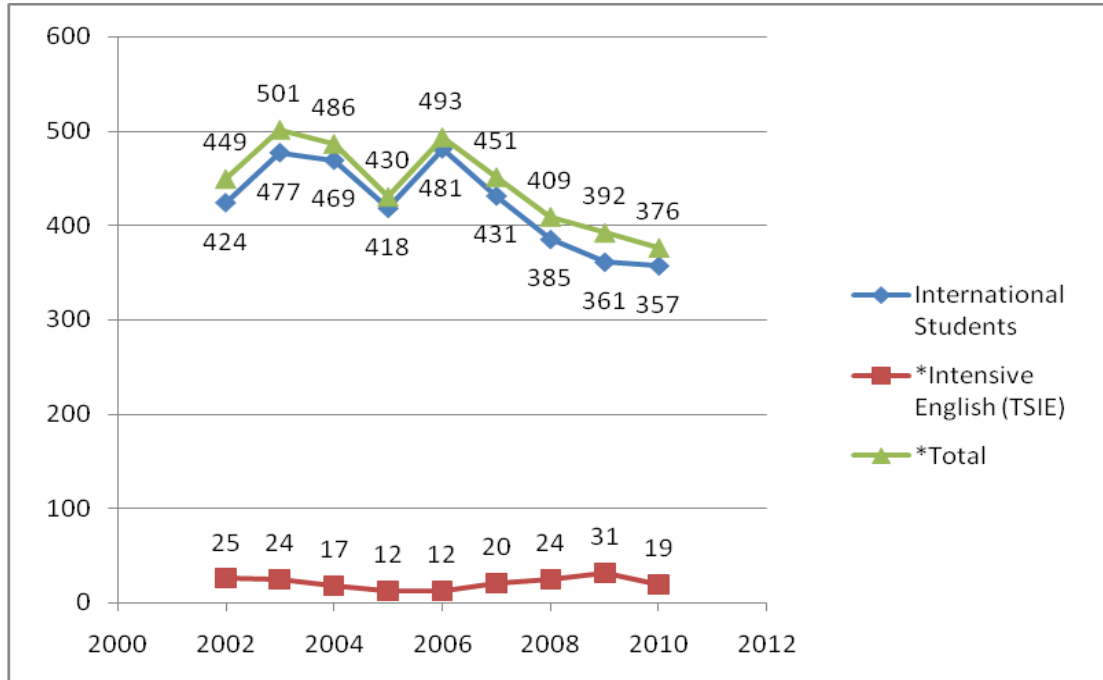
*Others include Intensive English students.

2.10 International Students Residence Statistics - Fall 2010



Residence City	Number of Students
San Marcos	251
Austin	83
Kyle	5
Round Rock	11
San Antonio	4
Other Texas Cities	17
Other	5
Total	376

2.11 Texas State International Student Trends: 2002 – 2010



Fall	International Students	*Intensive English (TSIE)	*Total	Comparison [%]
2002	424	25	449	
2003	477	24	501	+52[11.58%]
2004	469	17	486	-15[-2.99%]
2005	418	12	430	-56[-11.52%]
2006	481	12	493	+63[14.65%]
2007	431	20	451	-42[-8.51%]
2008	385	24	409	-42[-9.31%]
2009	361	31	392	-17[-4.34%]
2010	357	19	376	-16[-4.08%]

Totals for Intensive English vary between the first and second halves of each semester. Therefore, these numbers will vary depending on when data was obtained.