



# **INTERNATIONAL STUDENT STATISTICAL REPORT**

**Fall 2013**

Prepared by the International Office

**Table of Contents**

1 Introduction.....3

    Why Study at Texas State University?

    Message from the President

    Your Second Home - Texas State University

    History and Location

    About the International Office

2 Fall 2013 Summary .....5

    2.1 International Student Statistics 2002-2013 .....6

    2.2 Top Ten Countries by Number of International Students.....8

    2.3 Student Statistics at Texas State University..... 10

        2.3.1 Statistics by Nationality – Fall 2013..... 11

    2.4 Student Statistics Based on Academic College/TSIE..... 13

    2.5 Top 5 Majors for Graduate International Students in Fall 2013..... 144

        2.5.1 Top 5 Majors for Undergraduate International Students in Fall 2013..... 144

    2.6 International Students Statistics from Fall 2002 through Fall 2013 ..... 15

    2.7 International Students Statistics Based on Academic Classification - Fall 2013 ..... 16

    2.8 International Students Gender Breakdown – Fall 2013 ..... 17

    2.9 International Student enrolled in Intensive English only: 2002 – 2013..... 18

## 1. Introduction

### Why Study at Texas State University?

#### A Message from the President

“Welcome to Texas State University, the Rising Star of Texas! Texas State is located in San Marcos about halfway between Austin (the state capitol) and San Antonio. Our students often comment on the collegiality and sense of community that exists on our campus, as well as the many educational, cultural, and social activities within easy reach. We are a diverse institution with over 35,000 students, forty-two percent of whom are ethnic minorities. We are one of the five most popular universities in the state and are extremely proud of our high graduation rates. Once students arrive on our campus, we are dedicated to supporting them through graduation and into the next stages of professional and personal development.

At Texas State, we provide a premier, student-centered educational experience to all students. We appreciate the diverse opinions and experiences international students bring to our campus as they enrich our learning and working environment. Our international students are engaged in numerous academic and extracurricular activities. For example, the Indian Student Association hosts a Diwali celebration during International Education Month, a month dedicated to international events and activities. In the spring, the Japanese Language and Culture Club hosts a Sakura Festival. These well-attended events, along with many others, exemplify Texas State’s spirit of inclusiveness for all types of ideas and people.”

Excerpted from A Message from the President from the Texas State International Minds website:  
<http://www.txstate.edu/internationalminds/about/A-Message-from-the-President.html>

### Your Second Home - Texas State University

#### History and Location

Texas State’s original mission was to prepare Texas public school teachers, especially those of the south central area. Completed in 1903, the red-roofed, castle-like landmark called Old Main was Texas State’s first building.

As the university’s student population has grown — from 303 in 1903 to 35,568 in 2013 — our San Marcos campus also has expanded. Today our hilly grounds are home to 267 buildings. Some, like Old Main, are as old as the university itself. Others, such as the Performing Arts Center, opened in 2014 and more new buildings are scheduled for completion soon.



Today the campus consists of a 485-acre main campus and 5,038 additional acres in recreational, instructional, farm and ranch land. The main campus is in the city of San Marcos, a growing community of 50,000 people about halfway between Austin and San Antonio.

Located on the edge of the Texas Hill Country, where black land prairies roll into beautiful hills, Texas State enjoys a setting that is unique among Texas universities.

The beauty of the crystal-clear San Marcos River and the stately cypress and pecan trees on the campus adds to the charm of the university's picturesque setting. Our location on the banks of the San Marcos River provides recreational activities for students throughout the year.



Texas State's students choose from 96 bachelor's, 86 master's and 12 doctoral degree programs offered by the following colleges: Applied Arts, McCoy College of Business Administration, Education, Fine Arts and Communication, Health Professions, Liberal Arts, Science and Engineering, University College and the Graduate College.

As an Emerging Research University, Texas State offers opportunities for research, discovery and innovation to faculty and students.

The university has an internationally diverse campus community and student body as well, with students and scholars from over 72 different countries. In addition, many domestic students participate in study abroad and faculty-led programs in addition to international internships.

### **About the Texas State International Office**

**Our mission is to assist the university in developing and maintaining an internationally diverse student body, faculty, and staff by:**

- Supporting international students and scholars and contributing to their retention by providing services and information that facilitate their academic success and cultural adjustment. The staff of the Office serves as immigration and cultural advisers as well as advocates, and they assist the university in maintaining compliance with federal regulations as related to immigration matters by acting as liaisons with the Department of Homeland Security.
- Contributing to the research and teaching mission of the university by assisting in the procurement of legal employment authorization for distinguished international faculty and staff.
- Promoting global awareness and internationalization at the university by facilitating international agreements and by sponsoring International Education Week each November.

### **Report compiled by**

*Lisa Damron*  
Coordinator,  
International Office  
Texas State University

*Sharmila Patri*  
Graduate Research Assistant,  
International Office  
Texas State University

## 1 Fall 2013 Summary

A total of 405 international students, representing 72 countries, claim Texas State University as their home this fall semester.

From the total number of 35,568 enrolled students, 1.13% comprised by the International Student body.

International undergraduate students comprise 0.44% of the total undergraduate body, 138 from 31,032 total undergraduate students.

International graduate and professional students comprise 5.44% of the total graduate body, 247 from 4,536 total graduate students.

<b>School Information: Texas State University -San Marcos</b>		
Student Body: Coed	Calendar: Semester	Highest Offering: Post-doctoral research

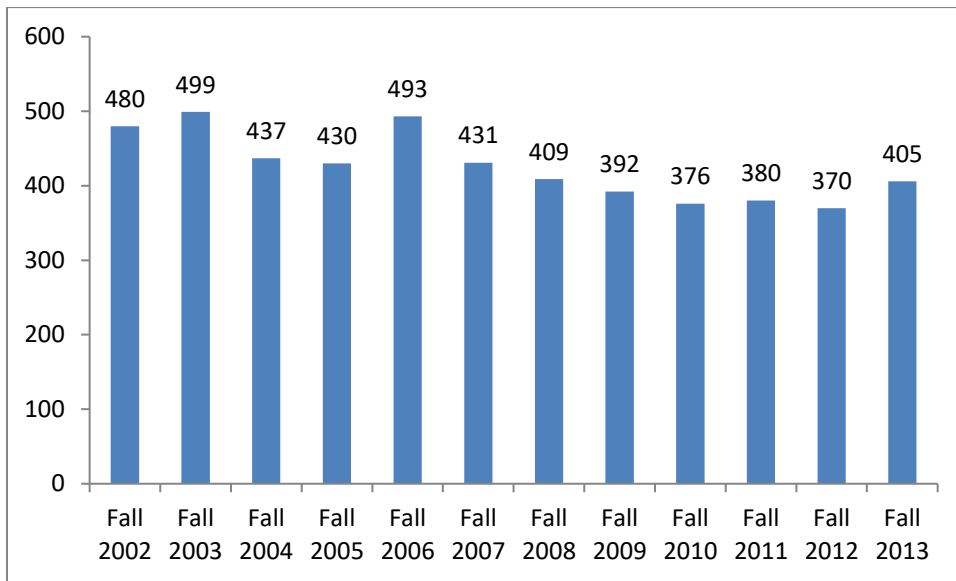
<b>International Student Statistics: Fall 2011</b>			
Undergraduates: 138	Graduates: 247	Other: 20*	Total: 405** OPT: 81

\*Others include Intensive English students.

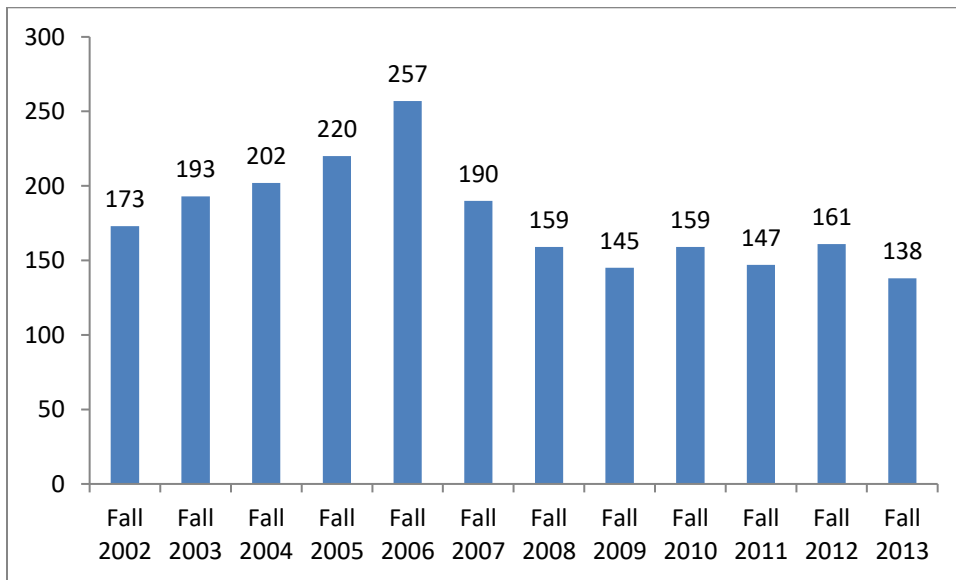
\*\* Total number of students excludes number of OPT students.

### 1.1 International Student Statistics 2002-2013

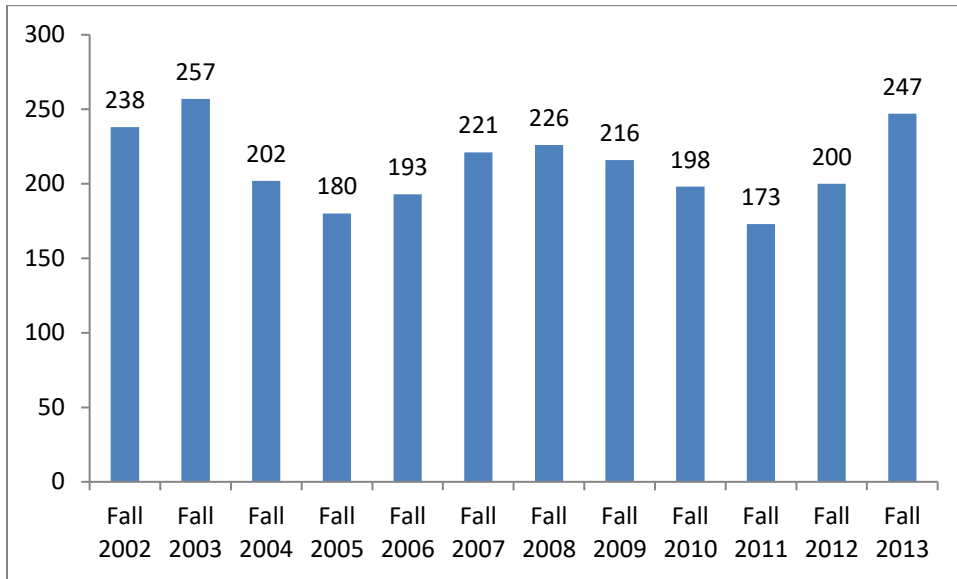
#### Total International Statistics



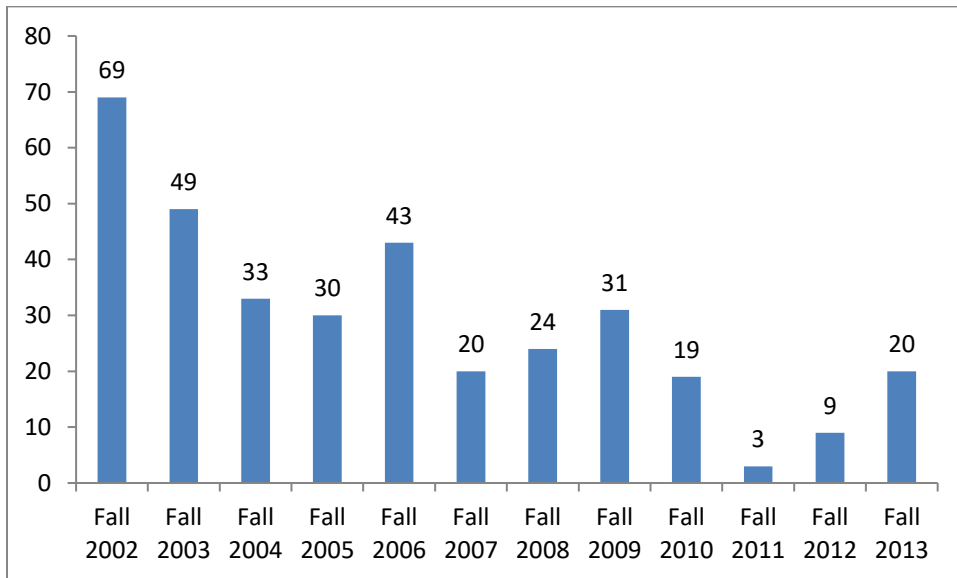
#### Total Undergraduate Statistics



### Total Graduate Statistics

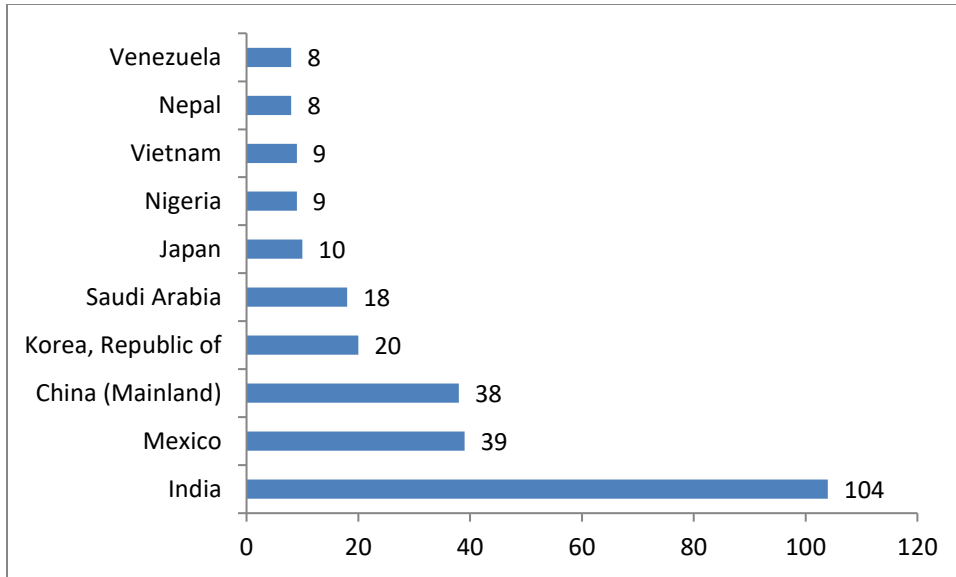


### Total \*Other Statistics

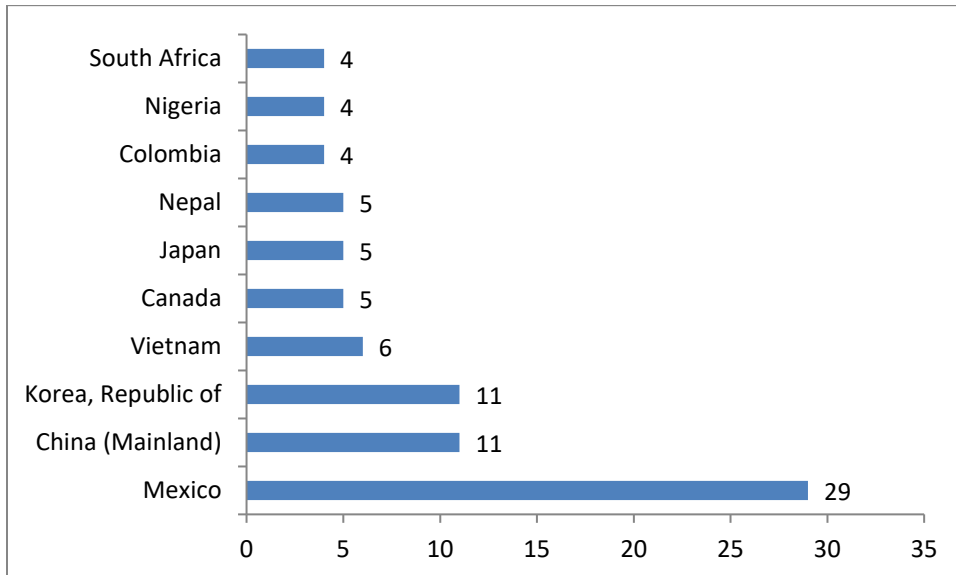


\*Others include intensive English students.

## 2.2 Top Ten Countries by Number of International Students

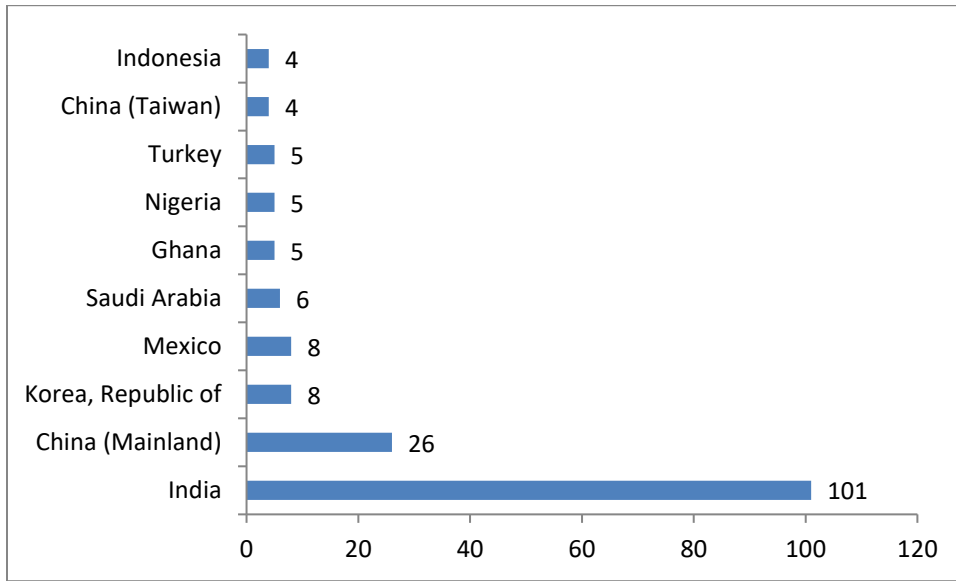


## Top 10 Countries by Undergraduate Enrollment

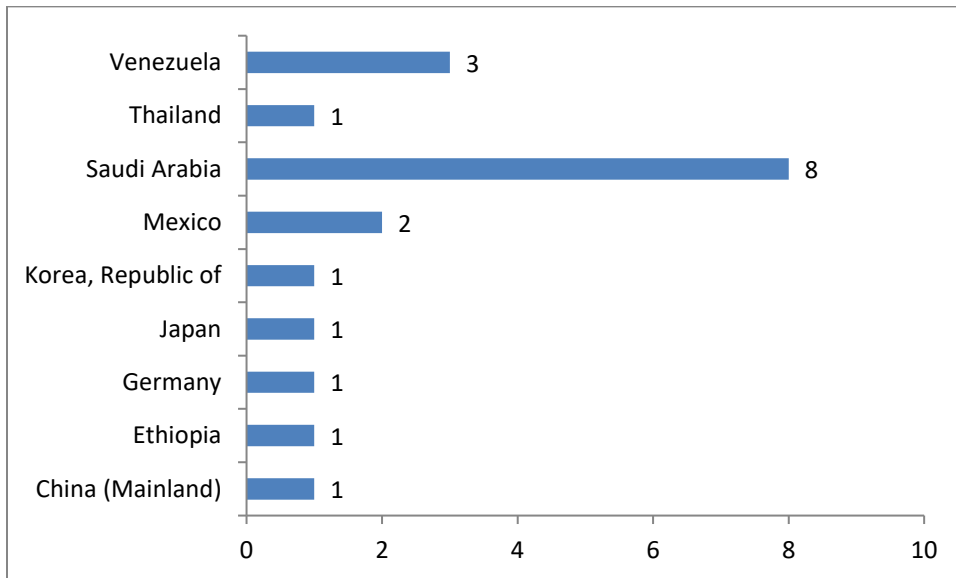




**Top 10 Countries by Graduate Enrollment**

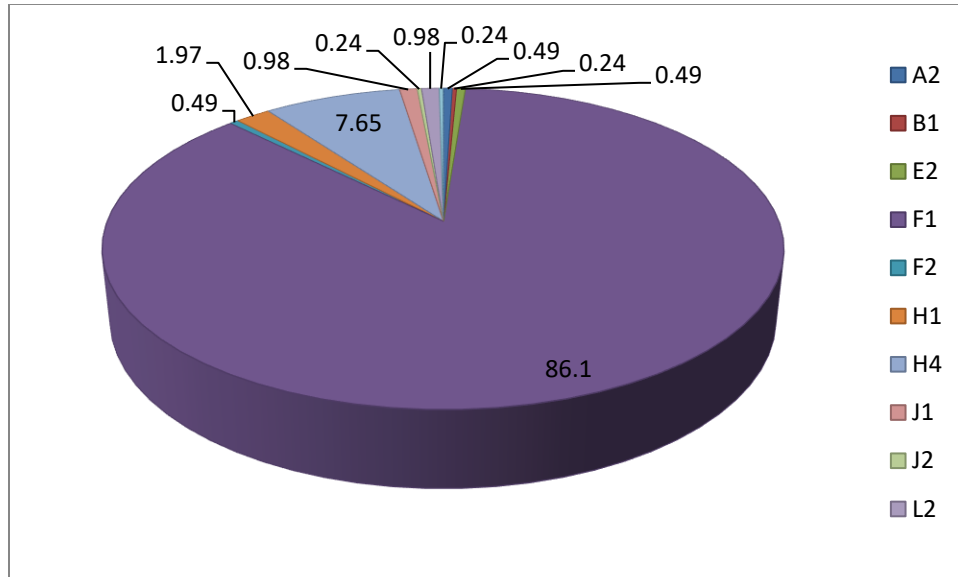


**Top Countries by \*Other Enrollment**



\*Others include intensive English students.

### 2.3 Student Statistics at Texas State University



International Students	U.S. Citizens*	Texas State Student Total*
405	35163	35568
F Visa	349	
**Other Visa	56	

\*\*Other visas include A2, B1, E2, F2, H1, H4, J1, J2, L2.

\*Source data from The Office of Institutional Research’s Student Enrollment Data.  
<http://www.ir.txstate.edu/ir-self-service/txstate-data.html>

	U.S.Citizens/Permanent Residents	International	Total
Undergraduates	30894	138	31032
Graduates	4289	247	4536

**2.3.1 Statistics by Nationality – Fall 2013**

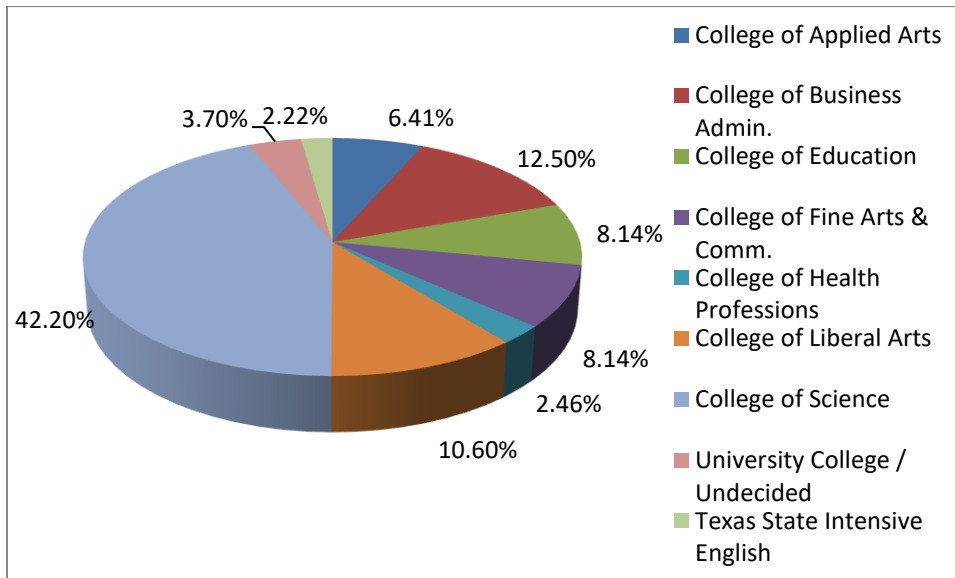
#	Country	DR	GP	GR	NC	UG	Total
1	Angola			1		1	2
2	Argentina					1	1
3	Australia	2				2	4
4	Austria			1			1
5	Bangladesh			1			1
6	Belgium					1	1
7	Belize					1	1
8	Bhutan		1				1
9	Bolivia					1	1
10	Bosnia-Herzegovina	1					1
11	Brazil					3	3
12	Burma			1			1
13	Cambodia			1			1
14	Cameroon	1					1
15	Canada			1		5	6
16	Chile					1	1
17	China (Mainland)	8		18	1	11	38
18	China (Taiwan)		1	3			4
19	Colombia	1		1		4	6
20	Costa Rica			1			1
21	Cote d'Ivoire (Ivory Coast)		1	1			2
22	Croatia			1			1
23	Ecuador			3		1	4
24	Egypt		1				1
25	Ethiopia				1	1	2
26	Finland					1	1
27	France					2	2
28	Germany			2	1	1	4
29	Ghana	1		4			5
30	Greece	1					1
31	Honduras	1		1			2
32	Iceland					1	1
33	India	11		90		3	104
34	Indonesia			4		2	6
35	Iran	1		3			4
36	Iraq			1			1
37	Israel					1	1
38	Italy	1		3		1	5
39	Jamaica	1		1			2

40	Japan			4	1	5	10
41	Kenya			2		1	3
42	Korea	3		5	1	11	20
43	Kuwait					1	1
44	Latvia					2	2
45	Macao		1				1
46	Malaysia			2		1	3
47	Mexico	1	1	6	2	29	39
48	Morocco			1		1	2
49	Nepal	1		2		5	8
50	Nicaragua			1			1
51	Nigeria	2		3		4	9
52	Norway					2	2
53	Pakistan					1	1
54	Philippines					2	2
55	Russia			1		1	2
56	Saint Lucia			1			1
57	Saudi Arabia			6	9	3	18
58	Serbia					1	1
59	Singapore			1			1
60	South Africa			2		4	6
61	Spain					2	2
62	Sri Lanka	1		1		1	3
63	Sweden					2	2
64	Thailand	1	1	1	1		4
65	Turkey	2		3		2	7
66	Turkmenistan			1			1
67	Ukraine	1					1
68	United Kingdom	1		3		2	6
69	Venezuela			2	3	3	8
70	Vietnam			3		6	9
71	Zambia			2			2
72	Zimbabwe	1					1
73	Country not specified					1	1
74	Total	44	7	196	20	138	405

\*\*A total of 72 countries were represented this semester

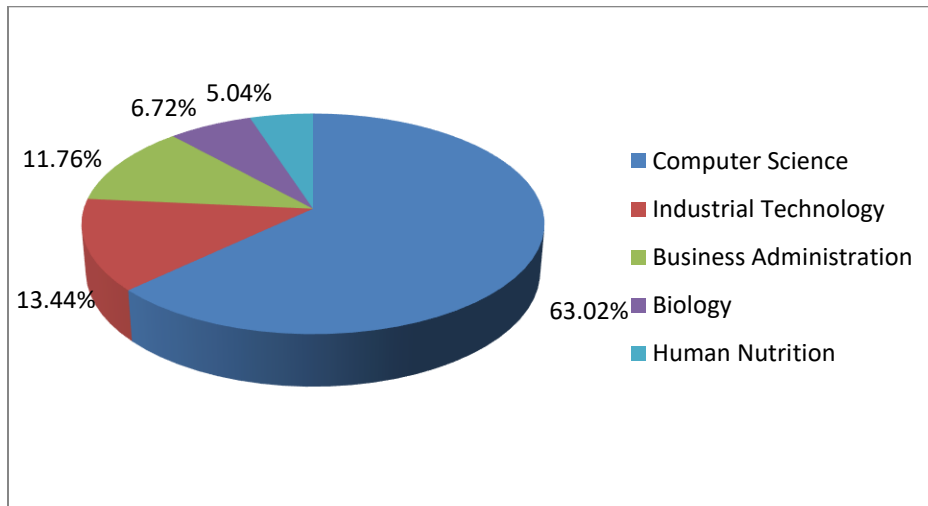
**2.4 Student Statistics Based on Academic College/TSIE**

Academic Colleges/TSIE	Undergraduate	Graduate	TSIE	Total
College of Applied Arts	10	16	-	26
College of Business Admin.	30	21	-	51
College of Education	10	23	-	33
College of Fine Arts & Comm.	24	9	-	33
College of Health Professions	6	4	-	10
College of Liberal Arts	13	30	-	43
College of Science	30	141	-	171
University College / Undecided	15		-	15
Texas State Intensive English	-	-	20	20
<b>Total</b>	<b>138</b>	<b>247</b>	<b>20</b>	<b>405</b>



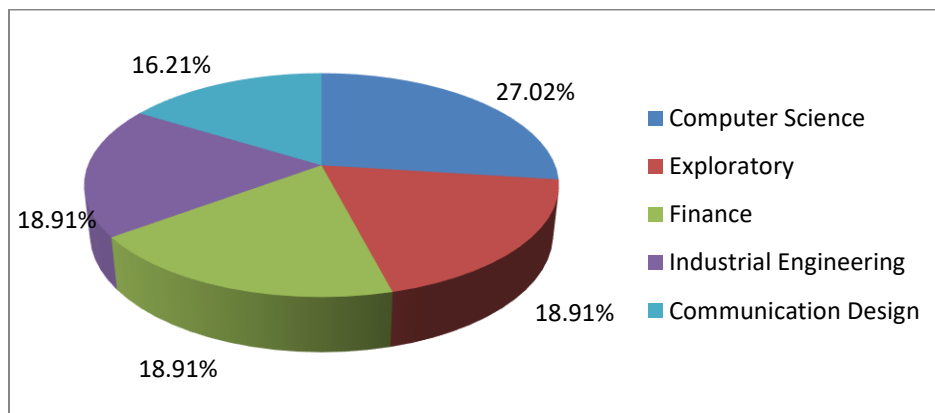
**2.5 Top 5 Majors for Graduate International Students in Fall 2013**

S NO	Major	Number of International Graduate Students
1	Computer Science	75
2	Industrial Technology	16
3	Business Administration	14
4	Biology	8
5	Human Nutrition	6



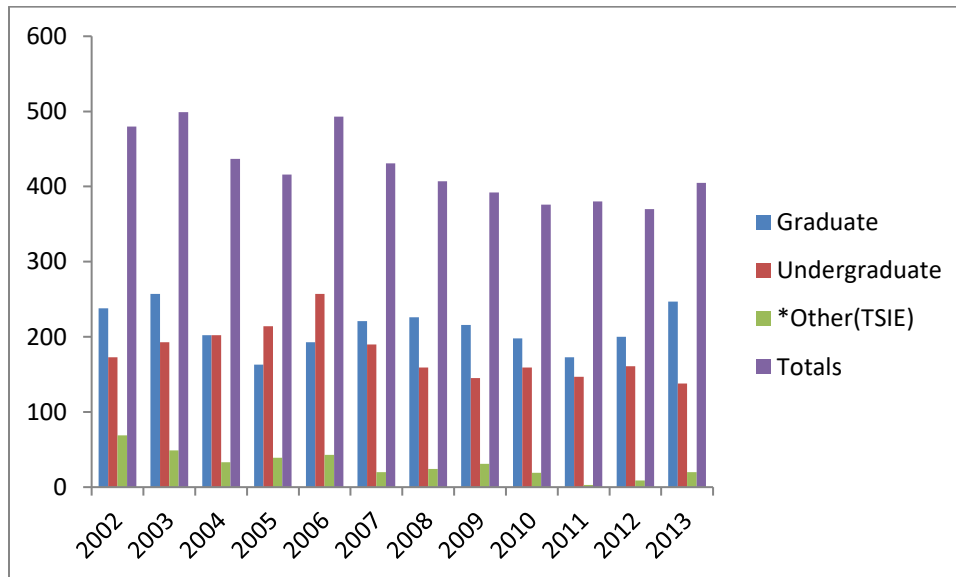
**2.5.1 Top 5 Majors for Undergraduate International Students in Fall 2013**

S NO	Major	Number of International Undergraduate Students
1	Computer Science	10
2	Exploratory	7
3	Finance	7
4	Industrial Engineering	7
5	Communication Design	6



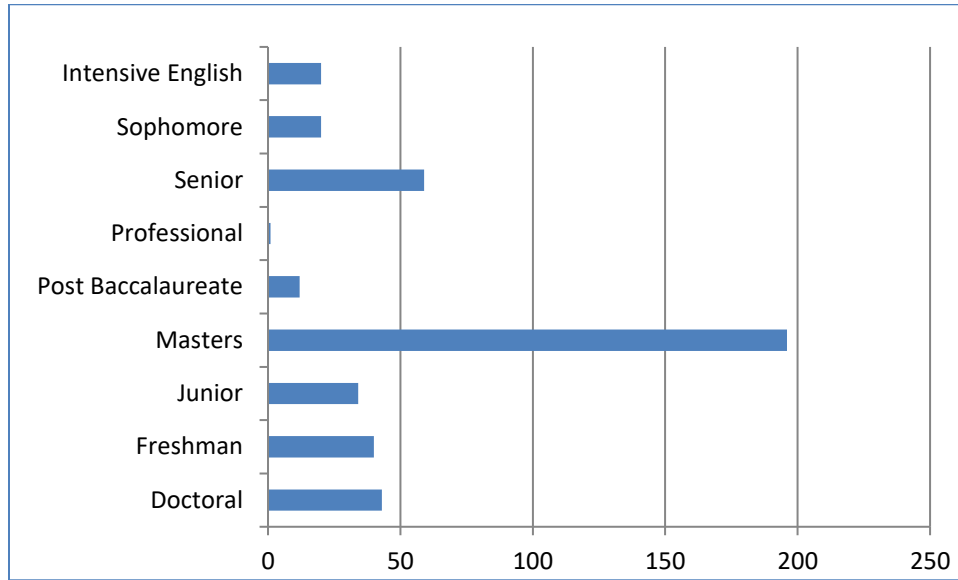
**2.6 International Students Statistics from Fall 2002 through Fall 2013**

Semester	Graduate	Undergraduate	*Other(TSIE)	Totals
Fall 2002	238	173	69	480
Fall 2003	257	193	49	499
Fall 2004	202	202	33	437
Fall 2005	163	214	39	416
Fall 2006	193	257	43	493
Fall 2007	221	190	20	431
Fall 2008	226	159	24	407
Fall 2009	216	145	31	392
Fall 2010	198	159	19	376
Fall 2011	173	147	3	380
Fall 2012	200	161	9	370
Fall 2013	247	138	20	405



\* Others include Intensive English students.

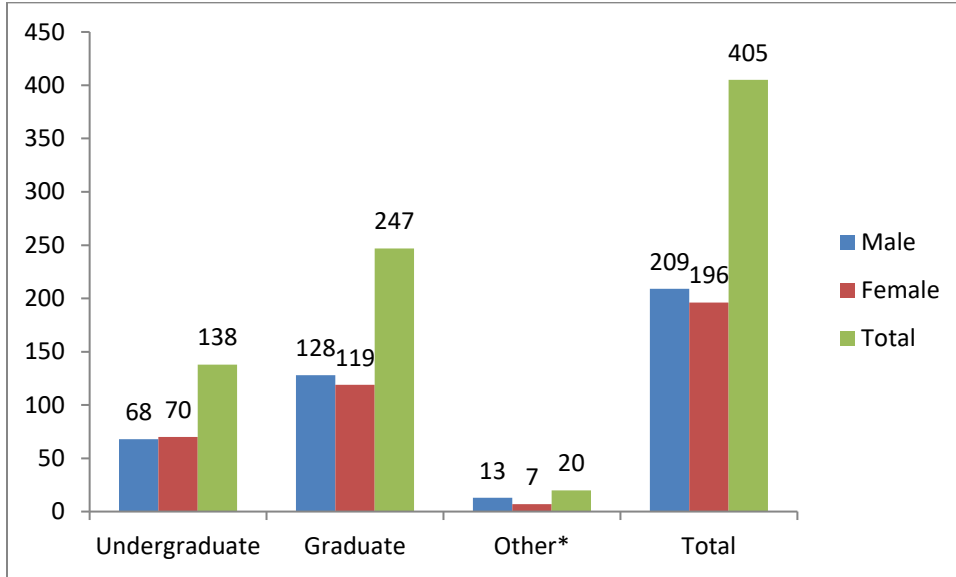
**2.7 International Students Statistics Based on Academic Classification - Fall 2013**



<b>International Students Academic Classifications</b>	
<b>Bachelors</b>	
<b>Number of students</b>	
Freshman	20
Sophomore	20
Junior	34
Senior	59
Post Baccalaureate	5
<b>Undergraduate Total</b>	<b>138</b>
<b>Graduate</b>	
<b>Number of students</b>	
Masters	196
Doctoral	43
Post Baccalaureate	7
Professional	1
<b>Graduate Total</b>	<b>247</b>
<b>Other</b>	
<b>Number of students</b>	
Intensive English	20
<b>Others Total</b>	<b>20</b>



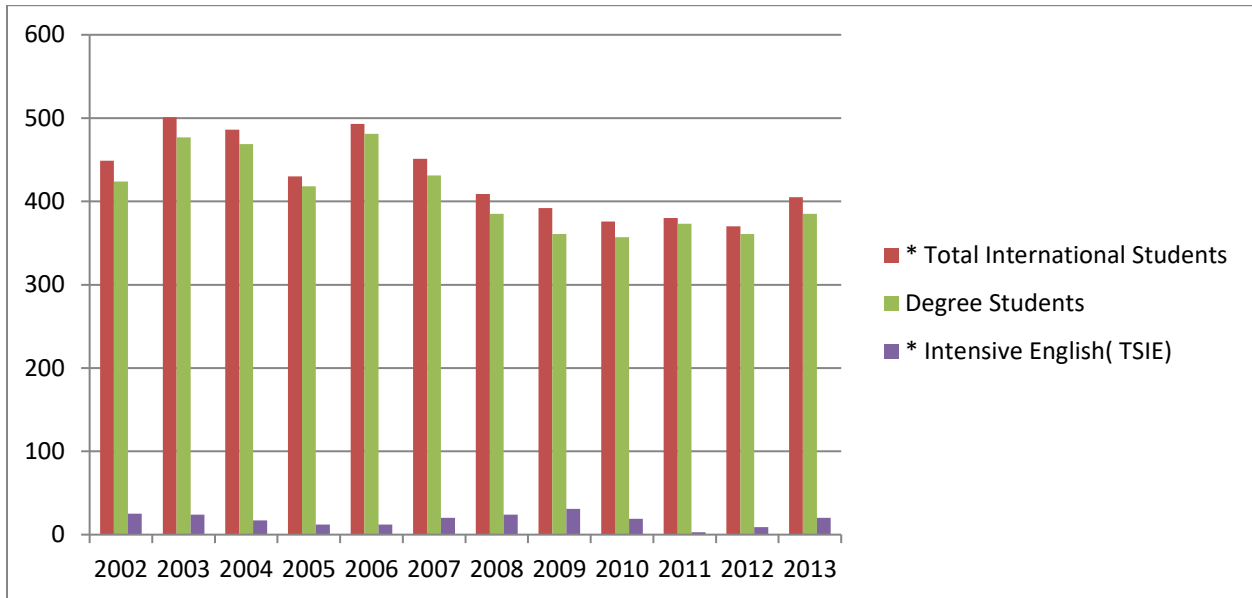
**1.8 International Students Gender Breakdown – Fall 2013**



<b>International Student Gender Breakdown – Fall 2011</b>				
<b>Gender</b>	<b>Undergraduate</b>	<b>Graduate</b>	<b>Other*</b>	<b>Total</b>
<b>Male</b>	68	128	13	<b>209</b>
<b>Female</b>	70	119	07	<b>196</b>
<b>Total</b>	<b>138</b>	<b>247</b>	<b>20</b>	<b>405</b>

\*Others include Intensive English students.

**1.9 International Student enrolled in Intensive English only: 2002 – 2013**



Fall	* Total International Students	Degree Students	* Intensive English( TSIE)
2002	449	424	25
2003	501	477	24
2004	486	469	17
2005	430	418	12
2006	493	481	12
2007	451	431	20
2008	409	385	24
2009	392	361	31
2010	376	357	19
2011	380	373	3
2012	370	361	9
2013	405	385	20