

# University Update

November 5, 2019

Fiscal Year 2020

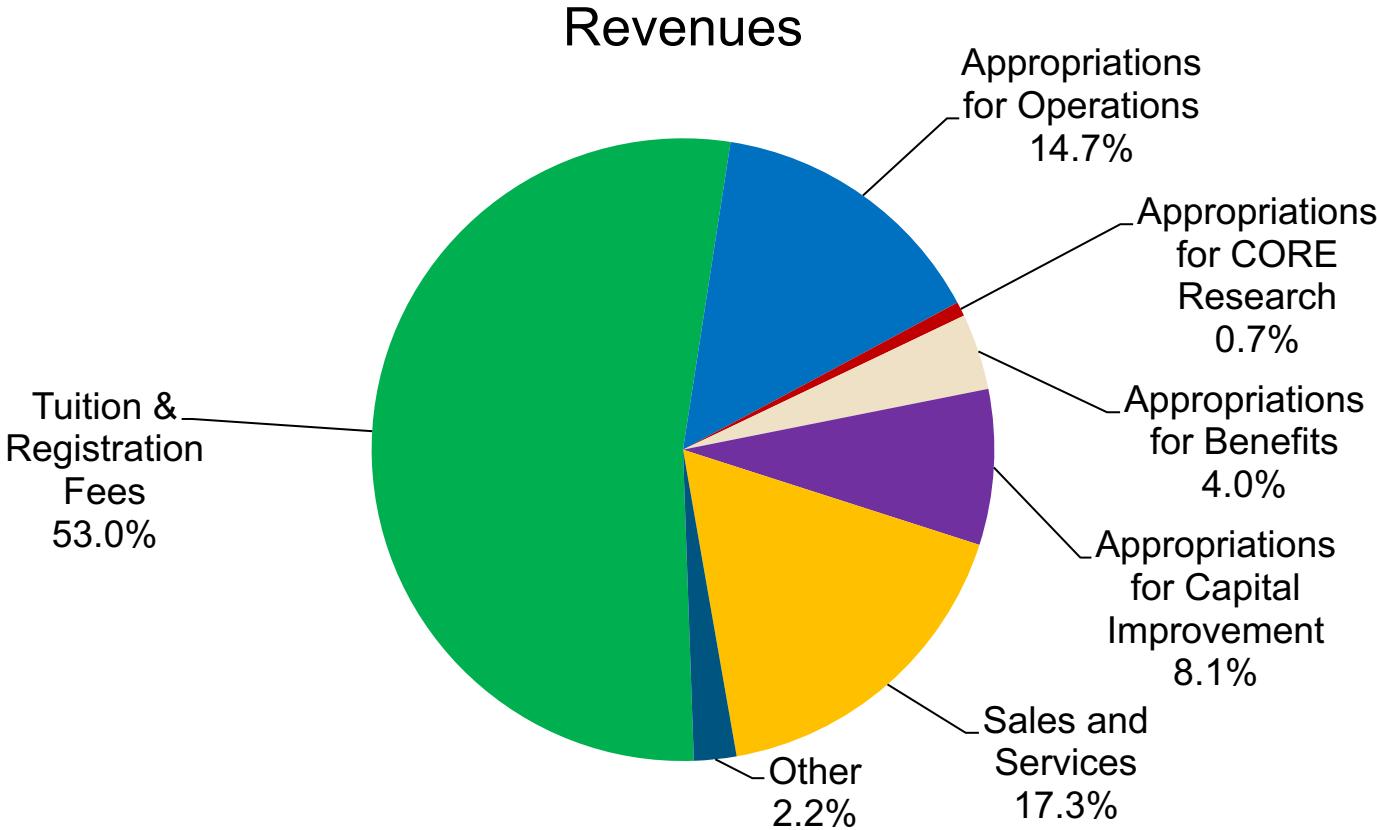
Dr. Denise Trauth, President



*The rising STAR of Texas*

# FY 2020 Operating Budget

(Does Not Include Gifts and Grants)



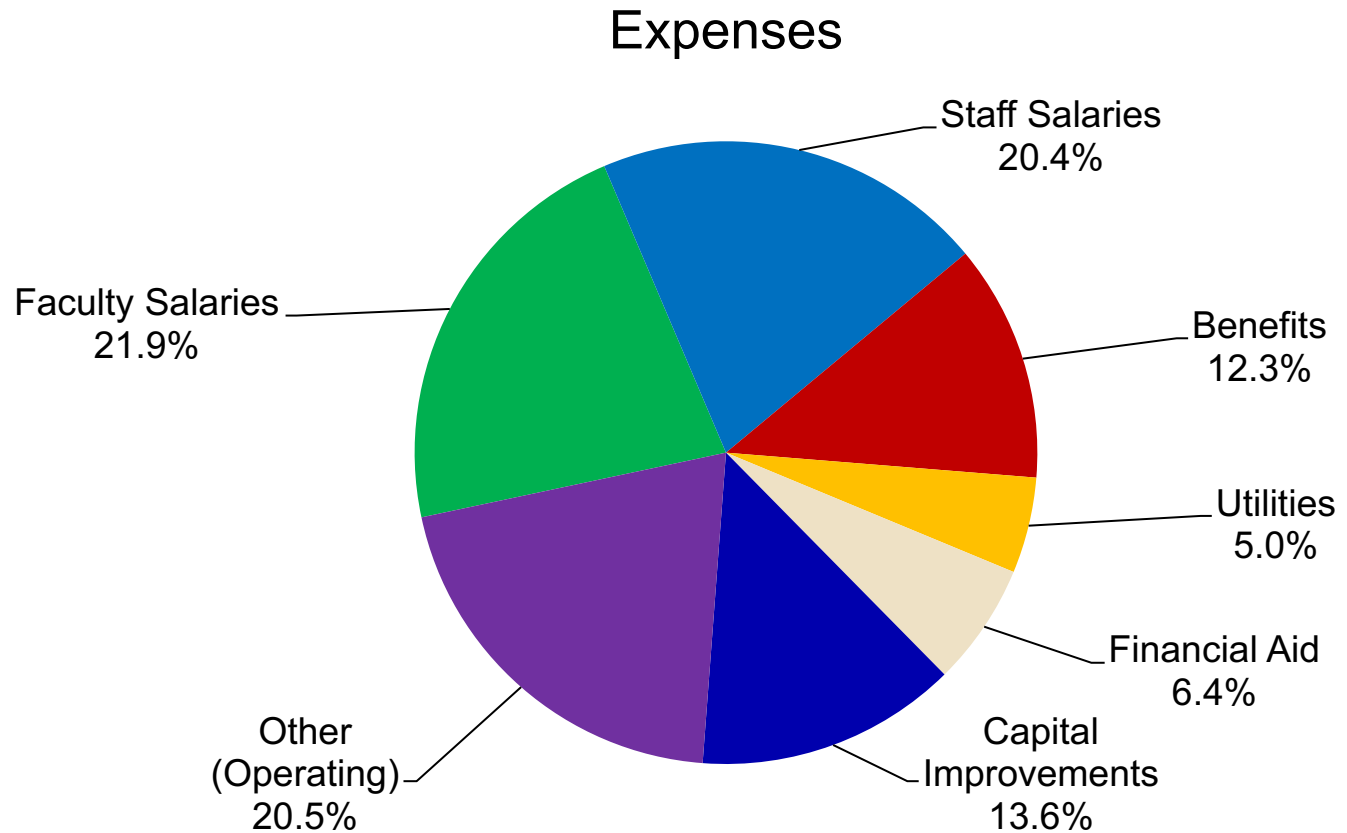
# FY 2020 Operating Budget Revenues

(Does Not Include Gifts and Grants)

Revenues	FY 2019		FY 2020	
Tuition & Registration Fees	\$347,819,729	53.0%	\$357,824,300	53.0%
Appropriations for Operations	\$88,591,962	13.5%	\$99,424,471	14.7%
Appropriations for CORE Research	\$4,107,123	0.6%	\$5,028,961	0.7%
Appropriations for Benefits	\$25,740,048	3.9%	\$26,711,842	4.0%
Appropriations for Capital Improvement	\$54,550,746	8.3%	\$54,532,431	8.1%
Sales and Services	\$120,454,055	18.4%	\$116,755,500	17.3%
Other	\$14,701,300	2.2%	\$14,876,953	2.2%
<b>TOTAL</b>	<b>\$655,964,963</b>		<b>\$675,154,458</b>	

# FY 2020 Operating Budget

(Does Not Include Gifts and Grants)



# FY 2020 Operating Budget Expenses

(Does Not Include Gifts and Grants)

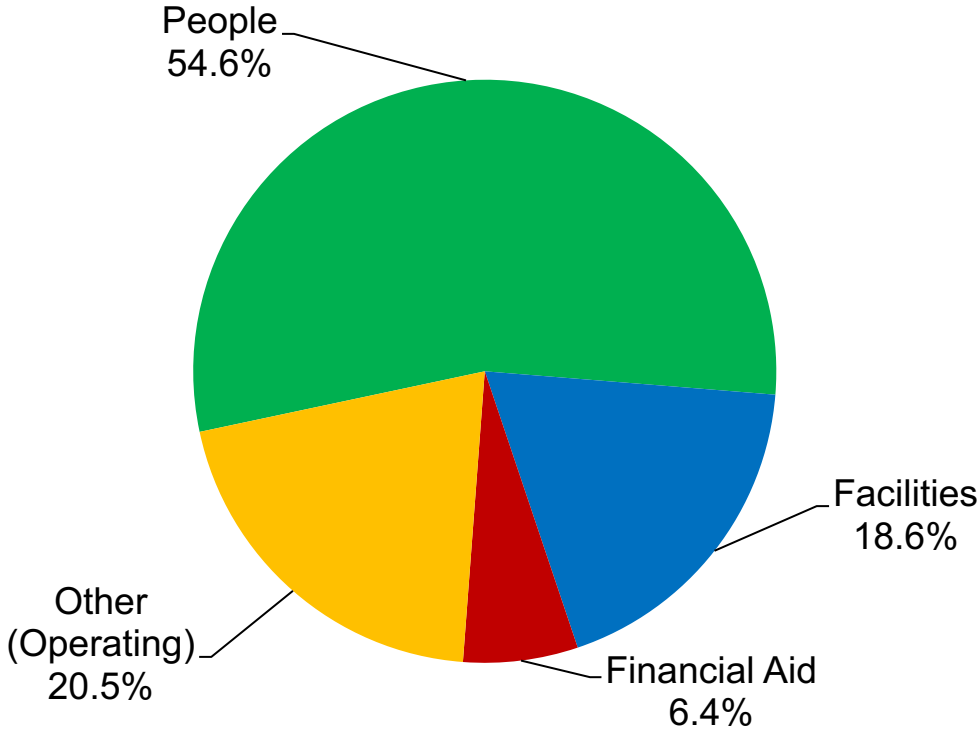
Expenses	FY 2019		FY 2020	
Faculty Salaries	\$139,247,856	21.2%	\$148,109,320	21.9%
Staff Salaries	\$131,375,990	20.0%	\$137,437,538	20.4%
Benefits	\$79,669,142	12.1%	\$83,170,568	12.3%
Utilities	\$32,520,596	5.0%	\$33,621,270	5.0%
Financial Aid	\$39,878,307	6.1%	\$42,946,465	6.4%
Capital Improvements	\$90,201,343	13.8%	\$91,658,969	13.6%
Other (Operating)	\$143,071,729	21.8%	\$138,210,328	20.5%
<b>TOTAL</b>	<b>\$655,964,963</b>		<b>\$675,154,458</b>	

Expenses	FY 2019		FY 2020	
People	\$350,292,988	53.4%	\$368,717,426	54.6%
Facilities	\$122,721,939	18.7%	\$125,280,239	18.6%
Financial Aid	\$39,878,307	6.1%	\$42,946,465	6.4%
Other (Operating)	\$143,071,729	21.8%	\$138,210,328	20.5%
<b>TOTAL</b>	<b>\$655,964,963</b>		<b>\$675,154,458</b>	

# FY 2020 Operating Budget

(Does Not Include Gifts and Grants)

## Expenses



# Benefit Appropriation vs. Benefit Expense

	FY 2019	FY 2020
Benefit Appropriation	\$25,740,048	\$26,711,842
Expected Benefit Expense	\$79,669,142	\$83,170,568
Difference	(\$53,929,094)	(\$56,458,726)

Increase in Cost of Benefits to Texas State \$3,501,426

Increase in Benefits Appropriation \$971,794

# Major Changes from the FY 2019 Budget to the FY 2020 Budget



# Appropriation Changes

GR Formula Funding	\$4,278,781
Other Appropriations (GR Dedicated Funds)	-\$256,526
Benefits Appropriation Budget	<u>\$971,794</u>
Total Appropriation Changes	\$4,994,049

NOTE: There were additional increases in our appropriation for non-formula support items and CORE funding totaling \$7,457,251 that do not affect available budget. These include an additional \$4,565,572 for the Texas School Safety Center, a new \$2,000,000 appropriation for the ALERRT program, and an additional \$921,838 in CORE funding as well as small decreases of \$18,315 in TRB debt service and \$11,845 for Round Rock operational support.

# Non-Appropriation Changes

Designated Tuition Increase (2.95% increase to tuition and fees)	\$9,167,693
Interest Income (Improving investment results)	\$717,000
Administrative Overhead (Auxiliary units like housing and dining supporting E&G)	<u>\$260,300</u>
Total Non-Appropriation Increases	\$10,144,993

# New Funds Available

Appropriation Changes	\$4,994,049
Non-Appropriation Increases	<u>\$10,144,993</u>
New Funds Available for General Operations	\$15,139,042

# Funds Available

New Funds Available	\$15,139,042
Prior Year Funds Available	<u>\$3,155,709</u>
Total Funds Available for General Operations	\$18,294,751

# Approved Uses of Funds

3% Merit Pool Increase for FY 2020 (Includes associated fringe costs)	\$5,690,159
Tenure & Promotion and ULP	\$744,184
Salaries and Benefits for Summer 2020	\$293,451
Graduate Assistant Raises for FY 2020	\$409,409
Faculty Development Leave Programs Replacement Costs	\$1,250,000

# Approved Uses of Funds

## Investments in New Academic Programs

Master of Science in Integrated Agricultural Sciences	\$40,605
Doctor of Philosophy in Applied Anthropology	\$290,101
Master of Science in Data Analytics and Information Systems	\$167,643
Master of Science in Marketing, Research and Analysis	\$196,593

# Approved Uses of Funds

## Investments in New Academic Programs Continued

Master of Healthcare Administration in Healthcare Administration Executive Track	\$111,000
Bachelor of Science in Health Sciences	\$168,525
Bachelor of Science in Civil Engineering	\$754,551
Master of Science in Engineering	\$ 62,077

# Approved Uses of Funds

## Investments in New Academic Programs Continued

Doctor of Philosophy in Computer Science	\$191,070
Master of Science in Nursing in Leadership and Administration in Nursing	\$487,497
Minor in African American Studies	\$104,466
Master of Science in Nursing in Psychiatric Mental Health Nurse Practitioner	\$454,809



# Approved Uses of Funds

Scholarships and Financial Aid	\$4,304,394
<i>Subtotal for Financial Aid (28% of new funds available)</i>	
Hardware Software Maintenance	\$252,507
Utilities	\$560,025
Maintenance and Custodial Contracts	\$81,668

# Approved Uses of Funds

Insurance Benefits	\$1,439,542
New Police Officer Position (Includes associated fringe costs)	\$69,709
System Office Billing Increase	<u>\$170,766</u>
Total Uses of Funds	\$18,294,751

# Questions?

