

[Start Here](#)[Syllabus](#)[Course Pacing Guide](#)

Welcome to SPAN 1410 Beginning Spanish I

Be sure to familiarize yourself with the [Syllabus](#) and *review the information carefully*.

Be sure to fill out the [Course Pacing Guide](#)

You must submit it as your first assignment in the [Course Orientation Module](#) before you will be able to proceed with this course.

Click [Start Here](#) to begin your course.

Returning to the course? Click [Modules](#) and resume where you left off.

Important reminders:

- This is a **6-month, online, correspondence self-paced course**.
- **All submissions, including exams, must be completed by the course expiration date.** When you registered for the course, you were sent an email to your Texas State account indicating registration and expiration dates.
- **You may not complete more than 2 Modules per week.**
- You may not take an exam before previously submitted assignments have been graded and returned.

At the end of the course, you will be asked to complete a brief course evaluation. Your input will help improve the course.

New to the course?

- Be sure to familiarize yourself with the [Syllabus](#) and *review the information carefully*.
Be sure to fill out the [Course Pacing Guide](#)
 - . You must submit it as your first assignment in the [Course Orientation Module](#) before you will
- be able to proceed with this course.
Click [Start Here](#) to begin your course.

Returning to the course? Click [Modules](#) and resume where you left off.

Important reminders:

- This is a **6-month, online, correspondence self-paced course**.
- **All submissions, including exams, must be completed by the course expiration date.** When you registered for the course, you were sent an email to your Texas State account indicating registration and expiration dates.
- **You may not complete more than 2 Modules per week.**
- You may not take an exam before previously submitted assignments have been graded and returned.

**At the end of the course, you will be asked
to complete a brief course evaluation.
Your input will help improve the course.**

Meet Your Instructor

Contact Your Instructor

Name: Carla P. Greszler-Gómez

Email: cg1277@txstate.edu

Phone: 512.245.2322

Office: ASBN 302

Office Hours: By appointment only

How to Reach Your Instructor

Even though this is a correspondence course, you are encouraged to contact me if you have any concerns, questions, or problems. I will do my best to reply to any email received between Monday morning and Friday at noon within 48 hours, except during holiday breaks or announced away times. Emails received between Friday at noon and Sunday night will receive a reply within 48 hours of the next business day.

To ensure timely delivery of all e-mails related to this course, please use your official Texas State Bobcat Mail student account or Canvas Inbox, located in the toolbar along the left side of your screen.

About Your Instructor

¡Hola! Soy la profesora Gómez. Soy mexicana. Vivo en San Antonio con mi esposo. Tenemos dos hijos pequeños. Sus nombres son Julián y Alexandra. Me gusta mucho cocinar en mi casa, y sobre todo me gusta estar con mi familia.

I am an enthusiastic Spanish language instructor based in San Antonio, Texas. I am from Guadalajara, Mexico. I have over 7 years of experience teaching introductory, intermediate, and advanced-level Spanish courses in face-to-face, online, and hybrid settings.

I am also a proud Texas State alumna. Go bobcats!

As your language instructor, I will provide the tools you need to begin developing your ability to communicate in Spanish accurately, and confidently. This course will also encourage you to learn about the Spanish-speaking world in order to enhance your cultural fluency.

I look forward to guiding you as begin your journey to build your Spanish language skills in this course!

Correspondence Course Information

As a correspondence studies student, it is your responsibility to be familiar with correspondence-related policies and services. To this end, I encourage you to review the [Correspondence Course Information page](#) as well as the [Correspondence Studies website](#).

Orientation Video

Please view [this orientation video](#) to help you get started in this correspondence course. This video addresses many topics such as Bobcat Mail, navigating this course site, test requests, and more.

Online Student Resources

[This webpage](#) contains multiple resources for online students at Texas State University. Note: Some resources are only available to students who pay a student service fee.

Click Next to proceed to Technical Requirements and Support.


Technical Requirements and Support

This online course requires technical skills and access to certain technology and software that face-to-face courses may not require.

- Learn about [skills and technology](#) you need to be successful in this course.
Also review these [tips](#) and [interaction guidelines](#) to be a successful online learner.
-

Many users encounter fewer problems when they use [Chrom](#)  [to access Canvas courses](#).

Here's how to **get help with Canvas**:

- 24/7 [Live chat](#)
- 24/7 Phone support: 245.ITAC (4822)
- [Tool-specific help](#)  _____
Click Help in the left navigation of any Canvas course
-

If you are new to Canvas, click Student Guide in the left navigation of any course site to learn the basics.

Click Next to proceed to Free Tutoring Resources.

Free Tutoring Resources

A variety of [free tutoring resources](#) are available for students enrolled in Texas State correspondence courses.



FREE TUTORING



University Writing Center

The Texas State University Writing Center's online tutoring service allows Texas State correspondence, self-paced study students, to work with a writing tutor in real time in an online environment. During the online tutorial, both the student and the tutor are

Academic Integrity

Texas State Academic Honor Code

The [Texas State Academic Honor Code](#) applies to all Texas State students, including correspondence students. The [Honor Code](#) serves as an affirmation that the University demands the highest standard of integrity in all actions related to the academic community. As stated in the [Texas State Student Handbook](#), [Violation of the Honor Code](#) includes, but is not limited to, cheating on an examination or other academic work, plagiarism, collusion, and the abuse of resource materials.

Definitions

As stated per [Texas State Honor Code, UPPS No. 07.10.01, Issue no. 8](#).

*Please note that not all activities that constitute academic misconduct are listed in specific detail in [UPPS No. 07.10.10, Honor Code](#). It is expected that students will honor the *spirit* of academic integrity and will not place themselves in the position of being charged with academic misconduct.

Please cite all unoriginal material through the use of [standard bibliographical practice](#) explained through the [Alkek library site](#).

Incidents of [academic dishonesty as outlined by the University](#) will be reported to the administration for disciplinary action. In addition, students will receive a 0 for the assignment or assignments without the opportunity to redo the work.

Academic work signifies outcomes and products such as essays, theses, reports, exams, tests, quizzes, problems, assignments, or other projects submitted for purposes of achieving learning outcomes.

Cheating in general means, but is not limited to, engaging or attempting to engage in any of the following activities:

- Copying from another student's test paper, laboratory report, other report, computer files, data listing, programs, or from any electronic device or equipment;

- Using, during a test, materials not authorized by the person giving the test;
- Collaborating, without authorization, with another person during an examination or in preparing academic work;
- Knowingly, and without authorization, using, buying, selling, stealing, transporting, soliciting, copying, or possessing, in whole or in part, the content of an unadministered test;
- Substituting for another student—or permitting another person to substitute for oneself—in taking an exam or preparing academic work;
- Bribing another person to obtain an unadministered test or information about an unadministered test;
- Purchasing, or otherwise acquiring and submitting as one's own work, any research paper or other writing assignment prepared by an individual or firm. This section does not apply to the typing of the rough or final versions of an assignment by a professional typist;
- Submitting the same essay, thesis, report, or another project, without substantial revision or expansion of the work, in an attempt to obtain credit for work submitted in a previous course;
- Falsifying data.

Plagiarism in general means, but is not limited to, the appropriation of another's work and the inadequately or inappropriately acknowledged incorporation of that work in one's own written, oral, visual or the performance of an original act or routine that is offered for credit.

Collusion in general means, but is not limited to, the unauthorized collaboration with another person in preparing any work offered for credit.

Abuse of resource materials in general means, but is not limited to, the mutilation, destruction, concealment, theft or alteration of materials provided to assist students in the mastery of course content.

Please cite all unoriginal material through the use of **standard bibliographical practice** as explained on the **Alkek Library site**.

Incidents of academic dishonesty as outlined by the University will be reported to the administration for disciplinary action. In addition, students will receive a 0 for the assignment or assignments without the opportunity to redo the work.

Notice of Intellectual Property Rights

The text and images on this page and pages linked to it are protected by **copyright**. Lectures and examination questions are also protected by copyright law. You are authorized to take notes in class and to use the online

materials provided, thereby creating derivative works from my lectures and other materials. However, this authorization extends only to making one set of notes or answers for your own personal use and no other use. You are not authorized to provide copies, notes or examination questions to anyone else, or to make any commercial use of them without prior written consent.

As stated per [Texas State Honor Code, UPPS No. 07.10.01, Issue no. 8](#).

Click Next to proceed to Students Requiring Accommodation Through the Office of Disability Services.

Students Requiring Accommodation Through the Office of Disability Services

The Office of Distance and Extended Learning is committed to helping students with disabilities achieve their educational goals.

A disability is not a barrier to correspondence study, and we provide reasonable accommodations to individuals in coursework and test taking.

Students who require special accommodations need to provide verification of their disability to the [Office of Disability Services](#), Suite 5-5.1 LBJ Student Center, 512.245.3451 (voice/TTY).

Students should then notify the [Office of Distance and Extended Learning](#) at corrstudy@txstate.edu of any disability-related accommodation needs as soon as possible to avoid a delay in accommodations.

Click Next to proceed to Tips for Success.

Course Syllabus

Course Description

SPAN 1410 Beginning Spanish I

Introduction to listening, speaking, reading, and writing skills within a Spanish cultural framework. Students who take [SPAN 1410](#) toward degree requirements must also complete [SPAN 1420](#). (MULT).

4 Credit Hours. 3 Lecture Contact Hours. 1 Lab Contact Hour.

Course Attribute(s): Multicultural Content

Grade Mode: Standard Letter

TCCN: SPAN 1411

Course Goals

Upon successful completion of this course you will be able to perform a variety of basic communicative tasks using accurate Spanish pronunciation, vocabulary and grammar structures. Additionally, this course intends to accomplish the following:

- Increase communicative competence through reading, writing, listening and speaking activities
- Raise awareness of various social and cultural factors as they apply to Spanish language use in order to establish cultural competency and allow you to communicate effectively in a variety of social/cultural contexts.
- Enhance your overall interpersonal communication skills to achieve meaningful interpersonal communication in Spanish and English.

To aid in this effort, students are strongly advised to seek opportunities for “real-life” practice and exposure to the Spanish language for the entire duration of the course in order to improve their listening and speaking proficiency.

Course Objectives

After completing this course, you should be able to perform the following tasks in Spanish:

- Meet and greet others
- Describe people, places, and things
- Talk about yourself and others
- Ask and answer simple questions
- Make plans
- Discuss your classes

- Describe your daily routine
- Talk about your likes and dislikes
- Recognize and describe aspects of a variety of Spanish-speaking countries and cultures

Course Organization

All course materials, resources, and links for assignments can be located in Canvas > [Modules](#).

This course requires the **modules** listed below. **Students may complete one module per week.**

- Lesson modules are sequenced and have prerequisites. This means that all content and assignments in your modules will remain "locked" until all prerequisite assignments and required items from previous modules are viewed, marked as "done", and/or submitted.
- If you are unable to view an item in a module because it is "locked", please go through the previous modules and make sure to view all required resources, and complete any pending requirements to unlock the next module.
- A green check mark will appear next to each module item when it has been viewed, marked as "done", or submitted.

Course Orientation Module | Getting started!

Module 1 | Ante todo

Module 2 | En la universidad

Module 3 | La Familia

Module 4 | De compras

Module 5 | En casa

Module 6 | Las estaciones y el tiempo

Module 7 | ¡A comer!

Module 8 | De viaje

Course Evaluation Module | Wrapping up!

Every lesson module contains the following:

- **Objetivos** (*learning objectives*)
- **Lista de lecturas y tutoriales de gramática** (*reading list and grammar tutorials*) - These readings and grammar tutorials are required to help you learn the concepts and vocabulary you will be practicing in each module.

- **Ejercicios de práctica** (*practice exercises*) - These are required and they include Canvas and Connect exercises. Your grade for these practice exercises is based on completion and/or multiple submissions are allowed.
- **Tareas de evaluación y pruebas** (*assessments and quizzes*) - Your grade for these required assessments is based on language accuracy and/or performance as outlined in each assessment rubric. A quiz will be assigned in Connect for each chapter. Quizzes are automatically scored after submission. One attempt is allowed for all assessments and quizzes.

Information for Exams will be included in Module 4 and 8.

Cultural Reflection assignments will be included in Modules 2, 5, and 7.

Course Schedule & Pacing

- **This is a 6-month correspondence course.**
- **You may complete one lesson module per week.**

For each module, you can expect to dedicate a total of *approximately* 6-8 hours. I do not recommend that you tackle an entire module in one sitting! You will see better results when you spread out the work in 40-50 minute sessions throughout each week for the duration of the course.

Please be sure to view the Course Orientation module and complete the following assignments within 7 days of enrolling in this course:

- [Course Pacing Guide Assignment](#)
- [Learning Commitment Survey](#)
-

These assignments will help you understand the ideal pace and level of commitment required for you to meet your language goals and target completion date.

Course Materials


Puntos de Partida 11th edition with Connect access for online homework, quizzes, and eBook.

ISBN: 9781259991684

The ebook with Connect access is available for purchase through the McGraw-Hill Connect tool in your Canvas course.

See link below for step-by-step instructions to purchase your course materials:

- [How to Purchase Access & Register for McGraw Hill Connect in Canvas](#)

You may also purchase the textbook and Connect access card through the [University Bookstore](#).

Note: On the Bookstore website, **select "ODEL" as the Department.**

Grading & Assignment Descriptions

You must submit all assignments and score an average of 60 percent or better on all exams to pass the course.

Course Orientation Module Assignments | 2% of Course Grade

- Assignments in this category are due within 7 days of enrolling in the course.

McGraw Hill Connect Activities (*Ejercicios de práctica*) | 26% of Course Grade

- Connect activities are required **to practice** the application of the concepts you are learning in each module.
- Unlimited attempts are allowed for all Connect activities included in your modules, **except** Chapter Quizzes and Exams.
- Connect assignments are automatically scored.
- The highest submission score will be recorded for each activity.
- All Connect activities in your modules are required, including tutorials, LearnSmart, and practice activities.

Assessments (*Tareas de evaluación*) | 48% of Course Grade

- Assignments in this category are used **to apply** your written, verbal, and cultural of knowledge of the language concepts covered in each module.
- Assignments in this category include:
 - Tareas Orales (*Oral Assignments*) | 8 Required | 16 %
 - Tareas de escritura (*Writing Assignments*) | 8 Required | 16%
 - Reflexiones culturales (*Cultural Reflection Assignments*) | 3 Required | 6%
 - Connect Chapter Quizzes | 8 Required | 10%
- Only one submission is allowed for assignments in this category.
- Written, oral, and cultural assignments in this category will receive credit based on accuracy and/or performance according to the criteria in the assignment rubric.
- Grades and feedback from your instructor will be available for these assignments within 7 days of submission.
- Evaluation Assignments will remain "locked" until other items in that module have been viewed, submitted, and/or marked as "done".

Exams | 24 % of Course Grade

- Two exams will be required **to measure** your reading and listening comprehension, and grammar application ability.

- Exams will be completed in Connect.
- A password must be provided by your instructor to open the tests.
- Once the test has been opened, you will have 24 hours to complete and submit the test.
- Exams are automatically scored after they are submitted.

Communication Policy

You are encouraged to contact me if you have any concerns, questions, or problems. I am always happy to help. Generally, emails received Monday through noon on Friday will receive a reply within 48 hours. Emails received between Friday at noon and Sunday night will receive a reply within 48 hours of the next business day. During holiday breaks or announced away times, please allow additional time for a reply.

To ensure timely delivery of all e-mails related to this course, please make sure to use your official Texas State Bobcat Mail student account or Canvas Inbox, located in the toolbar along the left side of your screen.

How to Succeed in this Course

Tips and recommendations to help you succeed in Spanish 1410:



- Be engaged: Check your Canvas course site daily.
- Be respectful: Always use respectful and civil language
- Be patient: give yourself a break if you don't understand everything right away. Learning a new language is a gradual process; the key for success is consistency and practice.
- Be committed to learning Spanish during the entire course: set aside at least 30 minutes per day to practice your Spanish listening and speaking skills. Learning a new language is like learning to play a musical instrument, or practicing a sport; you will not get better unless you practice!
- Be organized and plan ahead: Use the Course Pacing Guide to help you organize your schedule.
- Make a study plan that is effective for you: Define your desired outcome (grades, skill level, etc.) for this course and establish a study plan that will help you reach your established goals. I am happy to help you create an effective study plan to support your progress in this course.
- Ask questions and know where to find help when you need it: Let me know about any problems you are having with any aspect of the course right away so we can work out a solution as soon as possible.
- Remember, you can also use the free tutoring resources that have been provided to you through Texas State University.
- More tips are available on the [Tips for Success Online](#) page.

FREE TUTORING RESOURCES

A variety of free tutoring resources are available for students enrolled in correspondence courses. You may access tutoring through Tutor.com by clicking on Tutor.com: 24/7 Online Tutoring in the left menu of this course. Then just respond to the questions to start tutoring. If you need help with writing specifically, then choose Writing as your topic.

Free online tutoring for writing-related assignments is also available from the University Writing Center. For information on accessing these resources, please visit the Office of Distance and Extended Learning's [Free Tutoring](#) page. Currently-enrolled, degree-seeking students able to visit the Texas State campus are eligible for free in-person tutoring from the [Student Learning Assistance Center \(SLAC\)](#) on the fourth floor of Alkek Library

Tips to build your language skills in the real-world:

- Listen to music on your local Spanish radio stations
- Listen to Spanish language podcasts: [Radio Ambulante](#)  , [Learning Spanish with Radio Ambulante](#)
- Watch your favorite movies on Netflix with Spanish audio and English subtitles.
- Watch the daily news on your local Spanish television station.
- Read headline [news](#)  in Spanish [_____](#) .

Course Pacing Guide Assignment - Must be completed within 7 days of enrolling in the course!

 Published  Edit 

INSTRUCCIONES:

- [Click here for instructions to submit a File Upload Assignment in Canvas](#)

This assignment must be completed within 7 days of enrolling in the course!

- 

A **Course Pacing Guide** has been provided to help you create a schedule to successfully manage the workload in this course. It will help you stay organized and on track to finish the course by your target finish date.

Open the link below to download and fill out the Course Pacing Guide, then upload the completed/signed document to get credit for this assignment.

- [Course Pacing Guide SPAN 1410](#)

Points 100

Submitting a file upload

Due	For	Available from	Until
-	Everyone	-	-

+ [Rubric](#)

Module 1 Overview



Introduction

Module 1 introduces you to the sounds of the Spanish language and its alphabet, and covers vocabulary and expressions for meeting and greeting others. After this module you will be able to provide basic information about yourself including your name, and describe some of your characteristics.

Objectives

Meet and greet others in Spanish, p. 4-6

Pronounce words in Spanish and say the alphabet, p. 7-8

Recognize the meaning of many Spanish cognates, p. 9

Describe yourself and others, p. 10-11

Count using numbers 0-30 and describe quantities using *hay*, p. 14-15

Talk about some of your likes and dislikes, p. 16-17

Tell the time, p. 18-19

Identify/describe facts about the Spanish-speaking world, p. 12-13; p. 23-24

Activities

Required Reading: [Capítulo 1: Ante todo°](#)

[Ch. 1 Vocabulary](#)

[Ch. 1 Pronunciation](#)

[Ch. 1 Grammar activities](#)

[Ch. 1 LearnSmart](#)

[Ch. 1 Culture. Reading & listening](#)

[Ch. 1 Quiz](#)

[Oral Assessment 1](#)

[Escritura 1](#)

Oral Assessment 1 - Introduce Yourself

✓ Published

 Edit



INSTRUCCIONES:

- [Click here for instructions to submit an audio/video assignment in Canvas.](#)

Required Video Length: 45 Seconds Minimum

-

Introduce Yourself

Create a video recording answering the questions below *en español*. Be sure to include a greeting at the start and at the end of your video.

- ¿Cómo te llamas?
- ¿Qué día es hoy y qué hora es?
- ¿Cómo estás?
- ¿De dónde eres?
- ¿Cómo eres?
- Menciona cinco actividades o cosas (*things*) que te gustan y cinco que no te gustan

Communication Objectives:

- Introduce yourself

Resources:

- Puntos de partida, eBook [Capítulo 1: Ante todo°](#)
 - Entrevista, p. 3
 - Saludos p. 4-5
 - ¿Cómo eres? p. 10-11
 - ¿Qué te gusta hacer? p. 16; p. 17, C & D
 - ¿Qué hora es? p. 18-19
 - ¿Qué día es hoy? p. 20, E

Guidelines for Oral Assignments & Assessments

Points 100

Submitting a media recording or a file upload

Due	For	Available from	Until
-	Everyone	-	-

SPAN 1410 Oral Assignment Rubric

You've already rated students with this rubric. Any major changes could affect their assessment results.

Criteria	Ratings			
Overall Effectiveness & Accuracy of Spanish Language Use Student uses a wide array of vocabulary in context and demonstrates control of language functions. The message is verbally communicated with clear and logical responses, and adequate elaboration.	Exceeds Expectations	Meets Expectations	Needs Improvement	No Submission