



[Start Here](#)

 [Syllabus](#)

Welcome to SPAN 2310 Intermediate Spanish I

New to the course?

- Be sure to familiarize yourself with the [Syllabus](#) and *review the information carefully*. Be sure to fill out the [Course Pacing Guide](#). You must submit it as your [first assignment](#) before you will be able to proceed with this course.
- Click [Start Here](#) to begin your course.



Returning to the course? Click [Modules](#) and resume where you left off.

Important reminders:

- This is a **6-month, online, correspondence self-paced course**.
- **All submissions, including exams, must be completed by the course expiration date.** When you registered for the course, you were sent an email to your Texas State account indicating registration and expiration dates.
- **You may not submit more than 2 modules per week.**
- You may not take an exam before previously submitted assignments have been graded and returned.

Meet Your Instructor

Contact Your Instructor

Name: Carla P. Greszler-Gómez

Email: cg1277@txstate.edu

Phone: 512.245.2322

Office: ASBN 302

Office Hours: By appointment only

How to Reach Your Instructor

Even though this is a correspondence course, you are encouraged to contact me if you have any concerns, questions, or problems. I will do my best to reply to any email received between Monday morning and Friday at noon within 48 hours, except during holiday breaks or announced away times. Emails received between Friday at noon and Sunday night will receive a reply within 48 hours of the next business day.

To ensure timely delivery of all e-mails related to this course, please use your official Texas State Bobcat Mail student account or Canvas Inbox, located in the toolbar along the left side of your screen.

About Your Instructor

¡Hola! Soy la profesora Gómez. Soy mexicana. Vivo en San Antonio con mi esposo. Tenemos dos hijos pequeños. Sus nombres son Julián y Alexandra. Me gusta mucho cocinar en mi casa, y sobre todo me gusta estar con mi familia. También me gusta leer y escuchar la música de Shakira, Radiohead, Café Tacuba, The Beatles, y Julieta Venegas.

I am an enthusiastic Spanish language instructor based in San Antonio, Texas. I am from Guadalajara, Mexico. I have over 7 years of experience teaching introductory, intermediate, and advanced-level Spanish courses in face-to-face, online, and hybrid settings. I am also a proud Texas State alumna. Go bobcats!

As your language instructor, I will provide the tools you need to continue developing your ability to communicate in Spanish accurately, and confidently. This course will also encourage you to continue learning about the Spanish-speaking world in order to enhance your cultural fluency.

I look forward to guiding you as you continue to improve your Spanish language skills in this course!

Correspondence Course Information

As a correspondence studies student, it is your responsibility to be familiar with correspondence-related policies and services. To this end, I encourage you to review the [Correspondence Course Information page](#) as well as the [Correspondence Studies website](#).

Orientation Video

Please view [this orientation video](#) to help you get started in this correspondence course. This video addresses many topics such as Bobcat Mail, navigating this course site, test requests, and more.

Online Student Resources

[This webpage](#) contains multiple resources for online students at Texas State University. Note: Some resources are only available to students who pay a student service fee.

Click Next to proceed to Technical Requirements and Support.

Technical Requirements and Support

This online course requires technical skills and access to certain technology and software that face-to-face courses may not require.

- Learn about [skills and technology](#) you need to be successful in this course.
Also review these [tips](#) and [interaction guidelines](#) to be a successful online learner.

Many users encounter fewer problems when they use [Chrom](#)  [to access Canvas courses](#).

Here's how to **get help with Canvas**:

- 24/7 [Live chat](#)
- 24/7 Phone support: 245.ITAC (4822)
- [Tool-specific help](#)
Click Help in the left navigation of any Canvas course
-

If you are new to Canvas, click Student Guide in the left navigation of any course site to learn the basics.

Click Next to proceed to Free Tutoring Resources.

Free Tutoring Resources

A variety of [free tutoring resources](#) are available for students enrolled in Texas State correspondence courses.



i i n n n nin

FREE TUTORING



University Writing Center

The Texas State University Writing Center's online tutoring service allows Texas State correspondence, self-paced study students, to work with a writing tutor in real time in an online environment. During the online tutorial, both the student and the tutor are

Academic Integrity

Texas State Academic Honor Code

The [Texas State Academic Honor Code](#) applies to all Texas State students, including correspondence students. The [Honor Code](#) serves as an affirmation that the University demands the highest standard of integrity in all actions related to the academic community. As stated in the [Texas State Student Handbook](#), [Violation of the Honor Code](#) includes, but is not limited to, cheating on an examination or other academic work, plagiarism, collusion, and the abuse of resource materials.

Definitions

As stated per [Texas State Honor Code, UPPS No. 07.10.01, Issue no. 8](#).

*Please note that not all activities that constitute academic misconduct are listed in specific detail in [UPPS No. 07.10.10, Honor Code](#). It is expected that students will honor the *spirit* of academic integrity and will not place themselves in the position of being charged with academic misconduct.

Please cite all unoriginal material through the use of [standard bibliographical practice](#) explained through the [Alkek library site](#).

Incidents of [academic dishonesty as outlined by the University](#) will be reported to the administration for disciplinary action. In addition, students will receive a 0 for the assignment or assignments without the opportunity to redo the work.

Academic work signifies outcomes and products such as essays, theses, reports, exams, tests, quizzes, problems, assignments, or other projects submitted for purposes of achieving learning outcomes.

Cheating in general means, but is not limited to, engaging or attempting to engage in any of the following activities:

- Copying from another student's test paper, laboratory report, other report, computer files, data listing, programs, or from any electronic device or equipment;

- Using, during a test, materials not authorized by the person giving the test;
- Collaborating, without authorization, with another person during an examination or in preparing academic work;
- Knowingly, and without authorization, using, buying, selling, stealing, transporting, soliciting, copying, or possessing, in whole or in part, the content of an unadministered test;
- Substituting for another student—or permitting another person to substitute for oneself—in taking an exam or preparing academic work;
- Bribing another person to obtain an unadministered test or information about an unadministered test;
- Purchasing, or otherwise acquiring and submitting as one's own work, any research paper or other writing assignment prepared by an individual or firm. This section does not apply to the typing of the rough or final versions of an assignment by a professional typist;
- Submitting the same essay, thesis, report, or another project, without substantial revision or expansion of the work, in an attempt to obtain credit for work submitted in a previous course;
- Falsifying data.

Plagiarism in general means, but is not limited to, the appropriation of another's work and the inadequately or inappropriately acknowledged incorporation of that work in one's own written, oral, visual or the performance of an original act or routine that is offered for credit.

Collusion in general means, but is not limited to, the unauthorized collaboration with another person in preparing any work offered for credit.

Abuse of resource materials in general means, but is not limited to, the mutilation, destruction, concealment, theft or alteration of materials provided to assist students in the mastery of course content.

Please cite all unoriginal material through the use of **standard bibliographical practice** as explained on the **Alkek Library site**.

Incidents of academic dishonesty as outlined by the University will be reported to the administration for disciplinary action. In addition, students will receive a 0 for the assignment or assignments without the opportunity to redo the work.

Notice of Intellectual Property Rights

The text and images on this page and pages linked to it are protected by **copyright**. Lectures and examination questions are also protected by copyright law. You are authorized to take notes in class and to use the online

materials provided, thereby creating derivative works from my lectures and other materials. However, this authorization extends only to making one set of notes or answers for your own personal use and no other use. You are not authorized to provide copies, notes or examination questions to anyone else, or to make any commercial use of them without prior written consent.

As stated per [Texas State Honor Code, UPPS No. 07.10.01, Issue no. 8.](#)

Click Next to proceed to Students Requiring Accommodation Through the Office of Disability Services.

Students Requiring Accommodation Through the Office of Disability Services

The Office of Distance and Extended Learning is committed to helping students with disabilities achieve their educational goals.

A disability is not a barrier to correspondence study, and we provide reasonable accommodations to individuals in coursework and test taking.

Students who require special accommodations need to provide verification of their disability to the [Office of Disability Services](#), Suite 5-5.1 LBJ Student Center, 512.245.3451 (voice/TTY).

Students should then notify the [Office of Distance and Extended Learning](#) at [corrstudy@txstate.edu \(mailto:corrstudy@txstate.edu\)](mailto:corrstudy@txstate.edu) of any disability-related accommodation needs as soon as possible to avoid a delay in accommodations.

Click Next to proceed to Tips for Success.

Syllabus

To help ensure your success in this course, click [Syllabus](#) and read carefully to understand course expectations and requirements.

This assignment does not count toward the final grade.

Course Pacing Guide Assignment - Must be completed within 7 days of enrolling in the course!

✓ Published

 Edit



INSTRUCCIONES:

- [Click here for instructions to submit a File Upload Assignment in Canvas](#). This assignment must be completed within 7 days of enrolling in the course!

A **Course Pacing Guide** has been provided to help you create a schedule to successfully manage the workload in this course. It will help you stay organized and on track to finish the course by your target finish date.

Open the link below to download and fill out the Course Pacing Guide, then upload the completed/signed document to get credit for this assignment.

- [Course Pacing Guide SPAN 2310.20.docx](#)

Points 1

Submitting a file upload

Due	For	Available from	Until
-	Everyone	-	-

+ [Rubric](#)

Course Organization

Course Material Location

All course materials, resources, and links for assignments, including MySpanishLab, can be located in Canvas > [Modules](#).

Course Organization

This course includes a course orientation module, a course evaluation module, and the **lessons** listed below. Each lesson corresponds with a chapter in your *Conexiones* eText. There are two modules per lesson. The modules include all learning resources and assignment links, including MySpanishLab, that are required for each lesson.

Each module includes:

- **Objetivos** (*learning objectives*)
- **Lista de lecturas y tutoriales de gramática** (*reading list and grammar tutorials*) - These readings and grammar tutorials are required to help you learn the concepts and vocabulary you will be practicing in each module.
- **Ejercicios de práctica** (*practice exercises*) - These are required and they include Canvas and MySpanishLab exercises. Your grade for these practice exercises is based on completion and/or multiple submissions are allowed.
- **Tareas de evaluación** (*assessments*) - Your grade for these required assessments is based on language accuracy and/or performance as outlined in each assessment rubric.

To finish this course, you will need to complete the following modules:

- **Start Here Module**
- **Course Orientation Module**
- **Lección preliminar** | Module 1 & Module 2
- **Lección 1** | Module 1 & Module 2
- **Lección 2** | Module 1 & Module 2
- **Lección 3** | Module 1 & Module 2
- **Lección 4** | Module 1 & Module 2
- **Lección 5** | Module 1 & Module 2
- **Course Evaluation Module**

Important Information about Modules

Students may complete up to two modules per week.

Lesson modules are sequenced and have prerequisites. This means that all content and assignments in your modules will remain "locked" until all prerequisite assignments and required items from previous modules are viewed, marked as "done", and/or submitted.

If you are unable to view an item in a module because it is "locked", please go through the previous modules and make sure to view all required resources, and complete any pending requirements to unlock the next module.

A green check mark will appear next to each module item when it has been viewed, marked as "done", or submitted.

P.1 Objetivos



Lesson Objectives

This lesson will prepare you to perform the following tasks in Spanish:

- Discuss social networks and their impact on society, both at home and in Spanish-speaking countries
- Say what happens habitually, what's going on now, or what will happen in the near future
- Describe actions and events in the present


P.1 Lecturas y tutoriales de gramática




Lesson Readings & Grammar Tutorials

Required Reading: To open your Conexiones eText, click the **MyLab and Mastering** link in your Canvas toolbar to launch MySpanishLab. Then, open your *Conexiones* eText, and read the pages listed below to learn the vocabulary and grammar topics in this lesson.

Grammar Tutorials: Click the links below to view the grammar tutorials for each topic before you submit your *tareas de evaluación* for this lesson.

Topic	eText Link	Grammar Tutorials
Los medios que facilitan la comunicación (lista de vocabulario)	eText p. 5	
Review of the present tense	eText p. 8	<ul style="list-style-type: none">• Present Indicative 



Tarea oral | P.1 | Introductions

✓ Published

Edit



INSTRUCCIONES:

- [Click here for instructions to submit an audio/video assignment in Canvas.](#)

Required Video Length: 45 Seconds Minimum

Submit a video recording with the information below *en español* to introduce yourself.

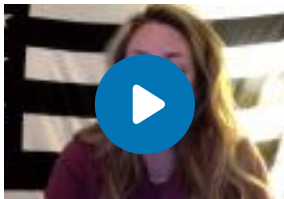
1. ¿Cómo te llamas?
2. ¿De dónde eres?
3. ¿Qué estudias este semestre?
4. ¿Dónde vives actualmente?
5. ¿Dónde trabajas?
6. ¿Cuál es tu película favorita? ¿Por qué?
7. ¿Qué te gusta hacer los fines de semana?
8. ¿Por qué quieres aprender español?
9. ¿Conoces un país hispanohablante? ¿Cuál? Si no conoces uno, menciona un país que quieres visitar en el futuro.

Communication Objectives:

- Describe actions and events in the present

Resources:

- Example student submission for introductions:



IMPORTANT:

Oral Assignment Guidelines

Points 100

Submitting a media recording or a file upload

Due	For	Available from	Until
-	Everyone	-	-

Oral Assignment Rubric					
You've already rated students with this rubric. Any major changes could affect their assessment results.					
Criteria	Ratings				
Overall Effectiveness & Accuracy of Spanish Language Use Student uses a wide array of vocabulary in context and demonstrates control of language functions. The message is verbally communicated with clear and logical responses, and adequate elaboration.	Excellent	Good	Average	Below Average	No Submission