[➔ Start Here](#)[📄 Syllabus](#)

Welcome to PSY 2311: Psychology of Human Sexuality

New to the course?

A psychological and physiological examination of the human sexual experience from conception through old age. Current research findings serve as a basis for study. Major consideration is given to the human sexual system, the sexual act, sexual attitudes and behavior, and sexual complications.

Start Here

Overview



Introduction

Welcome to the Start Here module! This module is designed to provide you with essential information and resources to help you navigate successfully through this correspondence course. From accessing course materials to understanding the grading system, this module will equip you with the tools and knowledge you need to succeed. Read through this module carefully and let's dive in and get started on your path to learning and achievement!



Objectives

By the end of this module, students will be able to:

1. Access course materials to support their academic success.
2. Identify key points of information about this correspondence course.



Assignments

- Course Pacing Guide (Due within 2 weeks of your course start date)
- Start Here Module Quiz

Start Here

Meet Your Instructor

About Me

Rachel Farley is a Lecturer in the Department of Psychology at Texas State University in San Marcos, Texas. She received her Master of Arts in Psychological Research at Texas State in 2019, and received her Master of Social Work through University of Texas at Arlington in 2022. Rachel worked as a Graduate Instructional Assistant and a Graduate Teaching Assistant during her time at Texas State as a student. Courses that she has taught on the Texas State campus include Introduction to Psychology, Psychopharmacology, and statistics labs for Psychology.

Rachel has collaborated with students and professors through Texas State University to publish in academic journals *The Clinical Neuropsychologist* and *Psychological Trauma: Theory, Research, Practice, and Policy*. Her research interests include PTSD, substance misuse and mental health, and social justice.

In addition to work at Texas State, Rachel currently works full time as a Dialectical Behavioral Therapist at Austin DBT Associates where she works with individual and group clients. Her past work experience includes working with victims of family violence and sexual assault, and individuals struggling with substance use disorders.

Any questions or concerns related to research, professional work experience, or course work can be directed to Rachel at rdf54@txstate.edu



 Rachel Farley
 Instructor
 rdf54@txstate.edu
 Virtual Office Hours by Request

Start Here

Syllabus and Course Materials




Syllabus

To help ensure your success in this course, click [Syllabus](#) and read carefully to understand course expectations and requirements.



Course Materials

This course utilizes:



The Psychology of Human Sexuality, 2nd edition, 2017

Authors: Justin J. Lehmiller

Publisher: Wiley-Blackwell

ISBN-13: 978-1119164715

ISBN-10: 1119164710

This textbook is available in an ebook format as well as a paperback format.

This textbook is available through the [University Bookstore](#). **Note:** On the Bookstore website, select "ODEL" as the Department.

Start Here

Correspondence Course Information

Important Reminders

- This is a **6-month**, online, correspondence self-paced course.
- **All submissions, including exams, must be completed by the course expiration date.** When you registered for the course, you were sent an email to your Texas State account indicating registration and expiration dates.
- You **may not submit** more than 2 assignments per week.
- You may not take an exam before previously submitted assignments have been graded and returned.
- At the end of the course, you will be asked to **complete a brief course evaluation.** Your input will help improve the course.

Orientation Video

Please view this orientation video to help you get started in this correspondence course. This video addresses many topics such as Bobcat Mail, navigating this course site, test requests, and more.



Correspondence Policies

As a correspondence studies student, it is your responsibility to be familiar with correspondence-related policies and services. To this end, I encourage you to review the [Correspondence Course Information page](#) as well as the [Correspondence Studies website](#).

Online Student Resources

[This webpage](#) contains multiple resources for online students at Texas State University. Note: Some resources are only available to students who pay a student service fee.

Start Here

Technical Requirements and Support



Technical Requirements

This online course requires technical skills and access to certain technology and software that face-to-face courses may not require.

- Learn about [skills and technology](#) you need to be successful in this course.
- Also review these [tips](#) and [interaction guidelines](#) to be a successful online learner.

Many users encounter fewer problems when they use [Chrome](#) to access Canvas courses.

This course has Online Proctored Exams using a tool called Examity. Examity has the following system requirements:

- **Operating System:** macOS X 10.5 or higher, Windows Vista or higher, ChromeOS. Examity does not support Linux.
- **Browser:** Google Chrome – please disable your pop-up blocker.
- **Hardware:** Desktop, laptop, or Chromebook (tablets and mobile are not supported)
 - Built-in or external webcam
 - Built-in or external microphone
 - Built-in or external speakers
- **Internet:** A required upload and download speed of 2Mbps, with 10Mbps preferred. Hot spots are not recommended.



Technical Support

Here's how to get help with Canvas:

- 24/7 [Live chat](#)
- 24/7 Phone support: 245.ITAC (4822)
- [Tool-specific help](#)
- Click Help in the left navigation of any Canvas course

Start Here

Exam Information



Taking Exams in this Course

You will take 2 exams for this course: a midcourse exam and a comprehensive final exam. Both will be taken online. [Go to the Correspondence Course Testing Policies](#) page when you are ready to schedule your proctored midcourse or final exam. You will not have access to the exams until a testing proctor enters the password.

After you have submitted the assignments for Lessons 1-3, you may schedule the midcourse exam, and after you have submitted all course assignments, you may schedule the final exam. I strongly recommend that you wait until the assignments for Lessons 1-3 are graded and returned to you before you take the midcourse exam, and that you wait until assignments for Lessons 1-7 are graded and returned to you before you take the final exam. (You should do so because a percentage of the questions on the midcourse and final exams come from the self-assessments and quizzes; you need to review the self-assessments, the quizzes, and the essay and paper feedback that I will provide as well as the other required material to study for your exams.) You will not be permitted to consult your notes, your textbook, or any other written materials during the exam, and you will have two-and-a-half hours to take each exam.

Academic Integrity



Texas State Academic Honor Code

The [Texas State Academic Honor Code](#) applies to all Texas State students, including correspondence students. The [Honor Code](#) serves as an affirmation that the University demands the highest standard of integrity in all actions related to the academic community. As stated in the [Texas State Student Handbook, Violation of the Honor Code](#) includes, but is not limited to, cheating on an examination or other academic work, plagiarism, collusion, and the abuse of resource materials.

As stated per [Texas State Honor Code, UPPS No. 07.10.01, Issue no. 8](#).

*Please note that not all activities that constitute academic misconduct are listed in specific detail in [UPPS No. 07.10.10, Honor Code](#). It is expected that students will honor the *spirit* of academic integrity and will not place themselves in the position of being charged with academic misconduct.

Please cite all unoriginal material through the use of [standard bibliographical practice](#) explained through the [Alkek library site](#).

Incidents of [academic dishonesty as outlined by the University](#) will be reported to the administration for disciplinary action. In addition, students will receive a 0 for the assignment or assignments without the opportunity to redo the work.



Definitions

Academic work signifies outcomes and products such as essays, theses, reports, exams, tests, quizzes, problems, assignments, or other projects submitted for purposes of achieving learning outcomes.

Cheating in general means, but is not limited to, engaging or attempting to engage in any of the following activities:

- Copying from another student's test paper, laboratory report, other report, computer files, data listing, programs, or from any electronic device or equipment;
- Using, during a test, materials not authorized by the person giving the test;
- Collaborating, without authorization, with another person during an examination or in preparing academic work;
- Knowingly, and without authorization, using, buying, selling, stealing, transporting, soliciting, copying, or possessing, in whole or in part, the content of an unadministered test;
- Substituting for another student—or permitting another person to substitute for oneself—in taking an exam or preparing academic work;
- Bribing another person to obtain an unadministered test or information about an unadministered test;
- Purchasing, or otherwise acquiring and submitting as one's own work, any research paper or other writing assignment prepared by an individual or firm. This section does not apply to the typing of the rough or final versions of an assignment by a professional typist;
- Submitting the same essay, thesis, report, or another project, without substantial revision or expansion of the work, in an attempt to obtain credit for work submitted in a previous course;
- Falsifying data.

Plagiarism in general means, but is not limited to, the appropriation of another's work and the inadequately or inappropriately acknowledged incorporation of that work in one's own written, oral, visual or the performance of an original act or routine that is offered for credit.

Collusion in general means, but is not limited to, the unauthorized collaboration with another person in preparing any work offered for credit.

Abuse of resource materials in general means, but is not limited to, the mutilation, destruction, concealment, theft or alteration of materials provided to assist students in the mastery of course content.

Start Here

Students Requiring Accommodation Through the Office of Disability Services

The Office of Distance and Extended Learning is committed to helping students with disabilities achieve their educational goals.

A disability is not a barrier to correspondence study, and we provide reasonable accommodations to individuals in coursework and test taking.

Students who require special accommodations need to provide verification of their disability to the [Office of Disability Services](#), Suite 5-5.1 LBJ Student Center, 512.245.3451 (voice/TTY).

Students should then notify the [Office of Distance and Extended Learning](#) at corrstudy@txstate.edu of any disability-related accommodation needs as soon as possible to avoid a delay in accommodations.

TXST Accessibility Policy Statement

[Texas State University Statement on Accessibility](#)

Vendor Accessibility Statements

The following statements are available to those wanting to learn more about the accessibility of tools used in this course:

- [Articulate Storyline](#)
- [Canvas](#)
- [Examity](#)

Start Here

Tips for Success



Succeed in this Course

If you have not done so already, be sure to familiarize yourself with the [Syllabus](#) and review all the information very carefully.

To succeed in this course, please fill out your [Course Pacing Guide](#) and take no more than 2 weeks from when you enroll to submit it via the Start Here Module.

More Tips for Success

1. **Establish a study routine:** Set a consistent schedule for studying and completing coursework. Treat it like a regular class and allocate dedicated time each day or week to focus on your online course.
2. **Create a conducive study environment:** Designate a quiet and comfortable space for studying where you can minimize distractions. Ensure you have a reliable internet connection and access to necessary course materials.
3. **Be thorough:** Carefully read the information related to your mid-course and final exams (if you have them).
4. **Stay organized:** Keep track of important deadlines, assignments, and course materials. Use digital or physical tools such as calendars, and to-do lists to stay organized and avoid falling behind. The Canvas calendar and to-do list on your dashboard are great tools to utilize for this!
5. **Ask for help!** Contact your instructor if you have any questions or concerns. Remember, you can also use the free tutoring resources that have been provided to you through Texas State University.
6. **Manage your time effectively:** Develop time management skills to balance your online course with other responsibilities. Break down larger assignments into smaller tasks, set deadlines for yourself, and prioritize your coursework to ensure timely completion.
7. **Take advantage of resources:** Explore the available resources offered by your online course, such as lecture materials, supplementary readings, or online tutorials. Utilize them to enhance your understanding and reinforce your learning.
8. **Stay motivated and self-disciplined:** Online correspondence courses require self-motivation and discipline. Stay motivated by setting achievable goals, celebrating small victories, and reminding yourself of the benefits and value of completing the course.
9. **Practice self-care:** Take care of your overall well-being while engaging in online learning. Prioritize self-care activities such as exercise, breaks, healthy eating, and adequate sleep. Maintaining a healthy balance will help you stay focused, energized, and motivated throughout the course.

Remember, success in online correspondence courses requires self-discipline, active engagement, and effective time management. By implementing these tips, you can maximize your learning experience and thrive in your online course.

Start Here

Quiz

This quiz will cover the important concepts covered the start here module. The course Start Here module quiz is designed to ensure that you have a solid understanding of the course structure, policies, and expectations. By carefully reviewing the provided materials and answering the quiz questions thoughtfully, you will be better prepared to navigate the course successfully.

Quiz Type	Practice Quiz
Points	5
Shuffle Answers	No
Time Limit	No Time Limit
Multiple Attempts	Yes
Score to Keep	Highest
Attempts	2
View Responses	Always
Show Correct Answers	Immediately
One Question at a Time	No

Due	For	Available from	Until
-	Everyone	-	-

Preview

Start Here

Course Pacing Guide Submission

Use the attached [Course Pacing Guide](#) ↓ to help you create a schedule to successfully manage the workload in this course. It will help you stay organized and on track to finish the course by your target finish date.

The Course Pacing Guide must be submitted within two weeks of your start date.

Quiz Type	Graded Quiz
Points	1
Assignment Group	Course Pacing Guide
Shuffle Answers	No
Time Limit	No Time Limit
Multiple Attempts	No
View Responses	Always
Show Correct Answers	Immediately
One Question at a Time	No

Due	For	Available from	Until
-	Everyone	-	-

Preview

What is Online Proctoring?

Online proctoring is when a remote exam is monitored by either technology or a live person virtually. Having your exam monitored may seem concerning, but it's anything but. Taking an online proctored exam is just like taking one in person, but with more benefits. Not only can online proctored exams be safer and more secure than in person ones, but they give you the freedom to test at your own convenience.

Texas State University uses a tool called Examity for online proctoring. In this brief module, you will:

- Identify the steps to entering the Examity system, preparing for your exam, and taking your exam
- Complete a mock exam to test the Examity system

Preparing for the Exam

System Requirements

Ensure that you have the following items:

- The Chrome web browser ([Chrome Browser Download](#))
- Functioning webcam
- Functioning microphone
- Windows, MacOS, ChromeOS

For a full list of system requirements visit the [Preparing for Exam Page](#)

Test Taker Workflow

Once you have confirmed that you have all of the system requirements. Watch the below video to see the process of creating an Examity account and getting started taking an exam.

[Test Taker Workflow Video](#)

Once you have watched the video click next below to continue.

Test Taker Support

You're Ready

Now that you have reviewed the information in this module you are ready to take the Mock Examity Quiz. The next item in the module is the "Examity Dashboard" link. Once you select this link, it will take you into the Examity system, lead you through the profile creation process, and take you to the Examity Dashboard where you should find your exam.

If you have any trouble you can visit the [Test Taker Support Center](#). Here you will be able to read support articles as well as be able to "launch support chat." Keep in mind when you click the launch support chat button there will be a brief delay before a chat box appears in the lower right-hand corner of the browser window requesting your information (as shown below).

examity
MEA/URE LEARNING

Solutions ▾ Why Examity ▾ About Us ▾ Support Center ▾ Contact Sales

Test-taker Support Center

In these page you can find guides for taking your exam, troubleshooting tips, and answers to frequently asked questions.

Need help? Examity test-taker support chat is available 24/7.

Launch Support Chat

Full Name

Email

Phone (optional)

Connecting to Exam Assistance

Start Chatting

Lesson 1

Overview



Introduction

Lesson one is our introduction to human sexuality. We will explore the foundations of sex including the major theoretical underpinnings of sex studies, including how sex is researched. We will also answer the question: What drives us to have sex?



Objectives

Upon completion of this module, you will be able to:

1. Describe what drives and influences us to have sex.
2. Define the major theoretical perspectives on human sexuality.
3. Understand the history, ethics, and methods behind sex research.



Readings

You will need our course textbook to complete the required readings for this lesson.



The Psychology of Human Sexuality, 2nd edition, 2017

Authors: Justin J. Lehmiller

Publisher: Wiley-Blackwell

ISBN-13: 978-1119164715

ISBN-10: 1119164710



Assignments

When approaching module assignments, carefully read the instructions and ensure you understand the requirements. Break down the tasks into manageable steps, create a timeline, and allocate sufficient time for research, drafting, and revision if needed.

- Mini Essay: Sexual Values
- Quiz: Lesson 1
- Self-Assessment: Lesson 1

Chapter One



Read

From our textbook, *The Psychology of Human Sexuality*, you will read:

- Chapter One: Theoretical Perspectives on Human Sexuality

This chapter will explore the psychological, cultural & societal, and biological & evolutionary influences on what drives us to have sex. It will also unpack major theoretical perspectives on Human Sexuality including: Psychoanalytic Theory, Cognitive-Behavioral & Learning Theories, Exchange Theories, Personality Theories and Evolutionary Theory



Review

Theories provide organization and structure to ideas, generating hypotheses for testing through research. Click through each theory to learn more about how they contribute to our understanding of human sexuality.

Evolutionary Theory ▲

Psychological Theories ▲

Critical Theories ▲

Sociological Theories ▲



Knowledge Check

True or False: The biopsychosocial approach to sexual health includes biological, psychological, and social factors.

- True
- False

Check Answer

Chapter Two



Read

From our textbook, *The Psychology of Human Sexuality*, you will read:

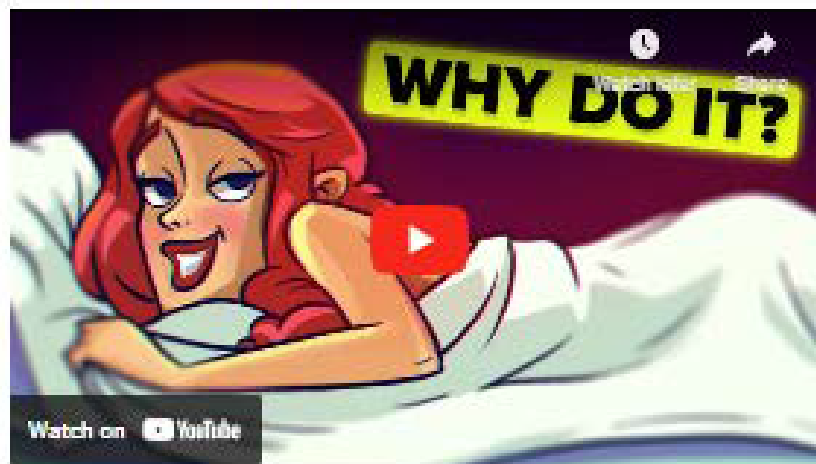
- Chapter Two: Sexology Research: History, Methods, and Ethics

This chapter will explore how sexology research is conducted, including surveys, direct observations, field reports, and experimental research. It will also discuss the ethics involved in conducting such research and the importance of approaching sexology as a science.



Video

Watch the following video to learn more about why we have sex.



The Infographics Show. (2021, May 12). *Why Do We Actually Have Sex* [Video]. YouTube. <https://www.youtube.com/watch?v=trMlr81XKWI>



Knowledge Check

True or False: The reason we have sex is purely biological.


True

False

Check Answer

Lesson One

Mini Essay Assignment



This mini essay will address how your sexual values have been influenced by the world around you. In a 500 word essay, respond to the follow prompt:

1. Discuss three media sources that have impacted your own sexual values. Name the media source, its message, and its impact on your values.

Your mini-essay should be written in APA format and cite at least one source from the lesson. Upload your mini-essay as a word document when completed.

Points 20
Submitting a file upload
File Types doc and docx

Due	For	Available from	Until
-	Everyone	-	-

Mini Essay Rubric				Pts
Criteria	Ratings			Pts
Quality: Fully Answers All parts of prompt.	3 pts Full Points The mini essay clearly answers all parts of the prompt.	1.5 pts Half Points The mini essay answers some parts of the prompt but not all.	0 pts No Marks The mini essay does not respond to the prompt or is incomplete.	3 pts
Quality: Presents Original Thoughts and Ideas	3 pts Full Points The mini essay presents the student's own thoughts and ideas.	1.5 pts Half Points The mini essay presents generalized information that may not be the student's own thoughts or ideas.	0 pts No Marks The mini essay does not present the student's own thoughts or ideas.	3 pts
Quality: Supports Claims	4 pts Full Points Thoughts and Ideas are clearly communicated and supported using citations to back up claims.	2 pts Half Points Some thoughts and ideas are supported using citations to back up claims.	0 pts No Marks Thoughts and ideas are not supported using citations to back up claims.	4 pts
Format: Minimum Word Count	5 pts Full Points The mini essay meets the minimum word count of 500 words and uses it to address the prompt.	0 pts No Marks The minimum word count of 500 words is not met.		5 pts
Format: APA Style	2 pts Full Points APA Format is followed using correct headings, font size, style, and in-text citations.	0 pts No Marks APA Format is not followed or done incorrectly.		2 pts
Format: Sources and Citations	3 pts Full Points APA sources and citations meet the minimum requirement and are referenced appropriately.	0 pts No Marks APA sources and citations do not meet the minimum requirement OR are referenced incorrectly.		3 pts
Total Points: 20				

Lesson One

Reading Quiz

This quiz will cover the important concepts covered in this interactive module. It is graded, and responses will be shown in the grade book. Familiarize yourself with the quiz format, and the


Quiz Type	Graded Quiz
Points	15
Assignment Group	Quizzes
Shuffle Answers	No
Time Limit	No Time Limit
Multiple Attempts	No
View Responses	Always
Show Correct Answers	No
One Question at a Time	No

Due	For	Available from	Until
-	Everyone	-	-

[Preview](#)

Lesson One

Reflection



Prior to completing this reflection, please read the textbook chapters and watch any included videos. Then reflect and respond in the text box below to the following prompts:

1. What questions do you hope will be answered throughout this course?
2. What stands out to you about the psychology of human sexuality in terms of research, history, or ethics?

Your reflection should be around 250 words and reference one chapter or video from the lesson.

Points 10

Submitting a text entry box or a file upload

File Types doc and docx

Due	For	Available from	Until
-	Everyone	-	-

Reflection Rubric				🔍 🗑️
Criteria	Ratings			Pts
Quality: Fully Answers All Parts of Prompt	3 pts Full Points The reflection clearly answers all parts of the prompt.	1.5 pts Half Points The reflection answers some parts of the prompt but not all.	0 pts No Points The reflection does not respond to the prompt or is incomplete.	3 pts
Quality: Presents Original Thoughts and Ideas	3 pts Full Points The reflection presents the student's own thoughts and ideas.	1.5 pts Half Points The reflection presents generalized information that may not be the student's own thoughts or ideas.	0 pts No Points The reflection does not present the student's own thoughts or ideas.	3 pts
Quality: Supports Claims	2 pts Full Points Thoughts and ideas are clearly communicated and supported using citations to back up claims.	1 pts Half Points Some thoughts and ideas are supported using citations to back up claims.	0 pts No Points Thoughts and ideas are not supported using citations to back up claims.	2 pts
Format: Minimum Word Count	2 pts Full Points The reflection meets the minimum word count of 250 words and uses it to address the prompt.		0 pts No Points The minimum word count of 250 words is not met.	2 pts
Total Points: 10				