

Course Syllabus



Course Description

SPAN 1410 Beginning Spanish I

Introduction to listening, speaking, reading, and writing skills within a Spanish cultural framework. Students who take [SPAN 1410 \(http://mycatalog.txstate.edu/search/?P=SPAN%201410\)](http://mycatalog.txstate.edu/search/?P=SPAN%201410) toward degree requirements must also complete [SPAN 1420 \(http://mycatalog.txstate.edu/search/?P=SPAN%201420\)](http://mycatalog.txstate.edu/search/?P=SPAN%201420). (MULT).

4 Credit Hours. 3 Lecture Contact Hours. 1 Lab Contact Hour.

Course Attribute(s): Multicultural Content

Grade Mode: Standard Letter

TCCN: SPAN 1411

Course Goals

Upon successful completion of this course you will be able to perform a variety of basic communicative tasks using accurate Spanish pronunciation, vocabulary and grammar structures. Additionally, this course intends to accomplish the following:

- Increase communicative competence through reading, writing, listening and speaking activities
- Raise awareness of various social and cultural factors as they apply to Spanish language use in order to establish cultural competency and allow you to communicate effectively in a variety of social/cultural contexts.
- Enhance your overall interpersonal communication skills to achieve meaningful interpersonal communication in Spanish and English.

To aid in this effort, students are strongly advised to seek opportunities for “real-life” practice and exposure to the Spanish language for the entire duration of the course in order to improve their listening and speaking proficiency.

Course Objectives

After completing this course, you should be able to perform the following tasks in Spanish:

- Meet and greet others
- Describe people, places, and things
- Talk about yourself and others
- Ask and answer simple questions

- Make plans
- Discuss your classes
- Describe your daily routine
- Talk about your likes and dislikes
- Recognize and describe aspects of a variety of Spanish-speaking countries and cultures

Course Organization

All course materials, resources, and links for assignments can be located in Canvas > [Modules](https://canvas.txstate.edu/courses/1294152/modules) (<https://canvas.txstate.edu/courses/1294152/modules>).

This course requires the **modules** listed below. **Students may complete one module per week.**

- Lesson modules are sequenced and have prerequisites. This means that all content and assignments in your modules will remain "locked" until all prerequisite assignments and required items from previous modules are viewed, marked as "done", and/or submitted.
- If you are unable to view an item in a module because it is "locked", please go through the previous modules and make sure to view all required resources, and complete any pending requirements to unlock the next module.
- A green check mark will appear next to each module item when it has been viewed, marked as "done", or submitted.

Course Orientation Module | Getting started!

Module 1 | Ante todo

Module 2 | En la universidad

Module 3 | La Familia

Module 4 | De compras

Module 5 | En casa

Module 6 | Las estaciones y el tiempo

Module 7 | ¡A comer!

Module 8 | De viaje

Course Evaluation Module | Wrapping up!

Every lesson module contains the following:

- **Objetivos** (*learning objectives*)
- **Lista de lecturas y tutoriales de gramática** (*reading list and grammar tutorials*) - These readings and grammar tutorials are required to help you learn the concepts and vocabulary you will be

practicing in each module.

- **Ejercicios de práctica** (*practice exercises*) - These are required and they include Canvas and Connect exercises. Your grade for these practice exercises is based on completion and/or multiple submissions are allowed.
- **Tareas de evaluación y pruebas** (*assessments and quizzes*) - Your grade for these required assessments is based on language accuracy and/or performance as outlined in each assessment rubric. A quiz will be assigned in Connect for each chapter. Quizzes are automatically scored after submission. One attempt is allowed for all assessments and quizzes.

Information for Exams will be included in Module 4 and 8.

Cultural Reflection assignments will be included in Modules 2, 5, and 7.

Course Schedule & Pacing

- **This is a 6-month correspondence course.**
- **You may complete one lesson module per week.**

For each module, you can expect to dedicate a total of *approximately* 6-8 hours. I do not recommend that you tackle an entire module in one sitting! You will see better results when you spread out the work in 40-50 minute sessions throughout each week for the duration of the course.

Please be sure to view the Course Orientation module and complete the following assignments within 7 days of enrolling in this course:

- [Course Pacing Guide Assignment](https://canvas.txstate.edu/courses/1294152/assignments/16729430)
(<https://canvas.txstate.edu/courses/1294152/assignments/16729430>)
- [Learning Commitment Survey](https://canvas.txstate.edu/courses/1294152/assignments/16729424) (<https://canvas.txstate.edu/courses/1294152/assignments/16729424>)

These assignments will help you understand the ideal pace and level of commitment required for you to meet your language goals and target completion date.

Course Materials


Puntos de Partida 11th edition with Connect access for online homework, quizzes, and eBook.

ISBN: 9781259991684

The ebook with Connect access is available for purchase through the McGraw-Hill Connect tool in your Canvas course.

See link below for step-by-step instructions to purchase your course materials:

- [How to Purchase Access & Register for McGraw Hill Connect in Canvas](https://canvas.txstate.edu/courses/1294152/pages/how-to-purchase-access-and-register-for-mcgraw-hill-connect-in-canvas)
(<https://canvas.txstate.edu/courses/1294152/pages/how-to-purchase-access-and-register-for-mcgraw-hill-connect-in-canvas>)

You may also purchase the textbook and Connect access card through the [University Bookstore](https://www.bkstr.com/texasstatestore/home)  (<https://www.bkstr.com/texasstatestore/home>). **Note:** On the Bookstore website, select "ODEL" as the Department.

Grading & Assignment Descriptions

You must submit all assignments and score an average of 60 percent or better on all exams to pass the course.

Course Orientation Module Assignments | 2% of Course Grade

- Assignments in this category are due within 7 days of enrolling in the course.

McGraw Hill Connect Activities (*Ejercicios de práctica*) | 26% of Course Grade

- Connect activities are required **to practice** the application of the concepts you are learning in each module.
- Unlimited attempts are allowed for all Connect activities included in your modules, **except** Chapter Quizzes and Exams.
- Connect assignments are automatically scored.
- The highest submission score will be recorded for each activity.
- All Connect activities in your modules are required, including tutorials, LearnSmart, and practice activities.

Assessments (*Tareas de evaluación*) | 48% of Course Grade

- Assignments in this category are used **to apply** your written, verbal, and cultural of knowledge of the language concepts covered in each module.
- Assignments in this category include:
 - Tareas Orales (*Oral Assignments*) | 8 Required | 16 %
 - Tareas de escritura (*Writing Assignments*) | 8 Required | 16%
 - Reflexiones culturales (*Cultural Reflection Assignments*) | 3 Required | 6%
 - Connect Chapter Quizzes | 8 Required | 10%
- Only one submission is allowed for assignments in this category.
- Written, oral, and cultural assignments in this category will receive credit based on accuracy and/or performance according to the criteria in the assignment rubric.
- Grades and feedback from your instructor will be available for these assignments within 7 days of submission.
- Evaluation Assignments will remain "locked" until other items in that module have been viewed, submitted, and/or marked as "done".

Exams | 24 % of Course Grade

- Two exams will be required **to measure** your reading and listening comprehension, and grammar application ability.

- Exams will be completed in Connect.
- A password must be provided by your instructor to open the tests.
- Once the test has been opened, you will have 24 hours to complete and submit the test.
- Exams are automatically scored after they are submitted.

Communication Policy

You are encouraged to contact me if you have any concerns, questions, or problems. I am always happy to help. Generally, emails received Monday through noon on Friday will receive a reply within 48 hours. Emails received Friday through Sunday night will receive a reply within 48 hours of the next business day. During holiday breaks or announced away times, please allow additional time for a reply.

In order to maintain a reasonable level of work-life balance, I am typically away from my desk after 6PM on weekdays and I am unavailable on the weekends.

If you are emailing to request an exam password, please be sure to do so at least 48 hours *prior* to the time that you plan to take the exam to allow enough time for me to respond. If you request an exam password between Friday and Sunday, you may not receive a reply until the following week.

To ensure timely delivery of all e-mails related to this course, please make sure to use your official Texas State Bobcat Mail student account or Canvas Inbox, located in the toolbar along the left side of your screen.

How to Succeed in this Course

Tips and recommendations to help you succeed in Spanish 1410:

- Be engaged: Check your Canvas course site daily.
- Be respectful: Always use respectful and civil language
- Be patient: give yourself a break if you don't understand everything right away. Learning a new language is a gradual process; the key for success is consistency and practice.
- Be committed to learning Spanish during the entire course: set aside at least 30 minutes per day to practice your Spanish listening and speaking skills. Learning a new language is like learning to play a musical instrument, or practicing a sport; you will not get better unless you practice!
- Be organized and plan ahead: Use the Course Pacing Guide to help you organize your schedule.
- Make a study plan that is effective for you: Define your desired outcome (grades, skill level, etc.) for this course and establish a study plan that will help you reach your established goals. I am happy to help you create an effective study plan to support your progress in this course.
- Ask questions and know where to find help when you need it: Let me know about any problems you are having with any aspect of the course right away so we can work out a solution as soon as possible.




- Remember, you can also use the free tutoring resources that have been provided to you through Texas State University.
- More tips are available on the [Tips for Success Online](https://www.distancelearning.txstate.edu/students/tips-for-success.html) (<https://www.distancelearning.txstate.edu/students/tips-for-success.html>)_ page.

FREE TUTORING RESOURCES

A variety of free tutoring resources are available for students enrolled in correspondence courses. You may access tutoring through Tutor.com by clicking on Tutor.com: 24/7 Online Tutoring in the left menu of this course. Then just respond to the questions to start tutoring. If you need help with writing specifically, then choose Writing as your topic.

Free online tutoring for writing-related assignments is also available from the University Writing Center. For information on accessing these resources, please visit the Office of Distance and Extended Learning's [Free Tutoring](http://www.correspondence.txstate.edu/students/tutoring.html) (<http://www.correspondence.txstate.edu/students/tutoring.html>)_ page. Currently-enrolled, degree-seeking students able to visit the Texas State campus are eligible for free in-person tutoring from the [Student Learning Assistance Center \(SLAC\)](http://www.txstate.edu/slac/) (<http://www.txstate.edu/slac/>)_ on the fourth floor of Alkek Library

Tips to build your language skills in the real-world:

- Listen to music on your local Spanish radio stations
- Listen to Spanish language podcasts: [Radio Ambulante](https://www.npr.org/podcasts/510315/radio-ambulante)  (<https://www.npr.org/podcasts/510315/radio-ambulante>), [Learning Spanish with Radio Ambulante](https://www.npr.org/2019/11/09/777887958/learning-spanish-with-radio-ambulante)  (<https://www.npr.org/2019/11/09/777887958/learning-spanish-with-radio-ambulante>)
- Watch your favorite movies on Netflix with Spanish audio and English subtitles.
- Watch the daily news on your local Spanish television station.
- Read headline [news](http://cnnespanol.cnn.com)  (<http://cnnespanol.cnn.com>)_ in Spanish