


GENERAL APPROPRIATIONS ACT FOR THE 2024-25 BIENNIUM

**Eighty-eighth Texas Legislature
Regular Session, 2023**

Text of Conference Committee Report on House Bill No. 1
(incorporating other bills that affect 2024-25 biennial appropriations)



Editor's Note: House Bill No. 1 Conference Committee Report (Eighty-eighth Legislature, Regular Session) appropriation figures have been adjusted in this publication to incorporate certain Article IX (General Provisions) appropriations into relevant agency bill patterns; other legislation and resolutions enacted by the 88th Legislature, including those of the First, Second, Third and Fourth Called Sessions, that affect appropriations; non-substantive technical corrections and/or reconciling adjustments; and the Governor's Vetoes. Conforming changes to agency riders and informational items have also been made. Complete copies of legislation affecting House Bill No. 1 can be found at www.capitol.texas.gov.

www.lbb.texas.gov

CONFERENCE COMMITTEE REPORT FORM

Austin, Texas


MAY 22, 2023
Date


Honorable Dan Patrick
President of the Senate


Honorable Dade Phelan
Speaker of the House of Representatives

Sirs:

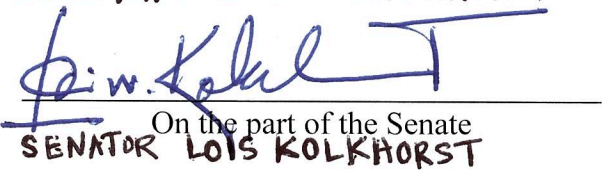
We, Your Conference Committee, appointed to adjust the differences between the Senate and the House of Representatives on HOUSE BILL 1 have had the same under consideration, and beg to report it back with the recommendation that it do pass in the form and text hereto attached.


SENATOR JOAN HUFFMAN


SENATOR ROBERT NICHOLS


SENATOR CHARLES SCHWERTNER

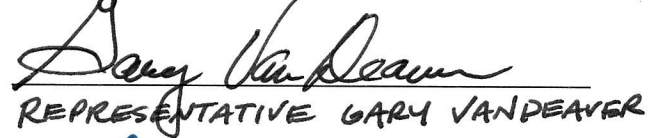

SENATOR BRANDON CREIGHTON



On the part of the Senate
SENATOR LOIS KOLKAORST


REPRESENTATIVE GREG BONNEN


REPRESENTATIVE MARY GONZALEZ


REPRESENTATIVE JACEY JETTON


REPRESENTATIVE GARY VANDEAVER


On the part of the House
REPRESENTATIVE ARMANDO WALLE

Note to Conference Committee Clerk:

Please type the names of the members of the Conference Committee under the lines provided for signature. Those members desiring to sign the report should sign each of the six copies. Attach a copy of the Conference Committee Report and a Section by Section side by side comparison to each of the six reporting forms. The original and two copies are filed in house of origin of the bill, and three copies in the other house.

TABLE OF CONTENTS

RECAPITULATION - ALL ARTICLES	ix
--	----

ARTICLE I - GENERAL GOVERNMENT

Arts, Commission on the.....	I-1
Attorney General, Office of the	I-3
Bond Review Board.....	I-15
Cancer Prevention and Research Institute of Texas.....	I-17
Comptroller of Public Accounts	I-20
Fiscal Programs - Comptroller of Public Accounts	I-25
Informational Listing of Funds Appropriated to the Comptroller for Social Security BRP	I-33
Emergency Communications, Commission on State.....	I-34
Emergency Services Retirement System, Texas.....	I-37
Employees Retirement System	I-38
Ethics Commission, Texas.....	I-43
Facilities Commission.....	I-46
Finance Authority, Public	I-54
Governor, Office of the.....	I-59
Trusted Programs within the Office of the Governor.....	I-60
Historical Commission.....	I-71
Information Resources, Department of.....	I-78
Library & Archives Commission.....	I-86
Pension Review Board.....	I-90
Preservation Board.....	I-91
Risk Management, State Office of.....	I-95
Secretary of State	I-97
Veterans Commission	I-101
Retirement and Group Insurance	I-106
Social Security and Benefit Replacement Pay.....	I-107
Bond Debt Service Payments.....	I-107
Lease Payments.....	I-107
Recapitulation - Article I - General Revenue.....	I-109
Recapitulation - Article I - General Revenue - Dedicated	I-110
Recapitulation - Article I - Federal Funds	I-111
Recapitulation - Article I - Other Funds	I-112
Recapitulation - Article I - All Funds	I-113

ARTICLE II - HEALTH AND HUMAN SERVICES

Family and Protective Services, Department of.....	II-1
State Health Services, Department of.....	II-21
Health and Human Services Commission.....	II-37
Retirement and Group Insurance	II-105
Social Security and Benefit Replacement Pay.....	II-105
Bond Debt Service Payments.....	II-106
Lease Payments.....	II-106
Special Provisions Relating to All Health and Human Services Agencies.....	II-107
Recapitulation - Article II - General Revenue	II-120
Recapitulation - Article II - General Revenue - Dedicated.....	II-121
Recapitulation - Article II - Federal Funds	II-122
Recapitulation - Article II - Other Funds	II-123
Recapitulation - Article II - All Funds.....	II-124

ARTICLE III - EDUCATION

Education Agency, Texas	III-1
Texas Permanent School Fund Corporation	III-32
Blind and Visually Impaired, School for the	III-35
Deaf, School for the	III-38
Special Provisions for the School for the Blind and Visually Impaired / School for the Deaf.....	III-41
Teacher Retirement System	III-43
Optional Retirement Program.....	III-48
Group Insurance Contributions, Higher Education Employees.....	III-50
Higher Education Coordinating Board	III-55
Higher Education Fund.....	III-73
The University of Texas System Administration.....	III-74
Available University Fund.....	III-76
Available National Research University Fund.....	III-79

TABLE OF CONTENTS

(Continued)

Available Texas University Fund	III-80
Support for Military and Veterans Exemptions	III-81
The University of Texas at Arlington	III-83
The University of Texas at Austin	III-86
The University of Texas at Dallas.....	III-90
The University of Texas at El Paso.....	III-92
The University of Texas at Rio Grande Valley.....	III-96
The University of Texas Permian Basin	III-98
The University of Texas at San Antonio.....	III-101
The University of Texas at Tyler	III-103
Stephen F. Austin State University.....	III-105
Texas A&M University System Administrative and General Offices.....	III-108
Texas A&M University.....	III-109
Texas A&M University at Galveston.....	III-112
Prairie View A&M University.....	III-114
Tarleton State University	III-117
Texas A&M University – Central Texas	III-120
Texas A&M University - Corpus Christi.....	III-123
Texas A&M University - Kingsville.....	III-125
Texas A&M University – San Antonio.....	III-128
Texas A&M International University	III-130
West Texas A&M University	III-132
Texas A&M University - Commerce.....	III-135
Texas A&M University - Texarkana	III-137
University of Houston System Administration.....	III-140
University of Houston.....	III-142
University of Houston - Clear Lake.....	III-144
University of Houston - Downtown.....	III-147
University of Houston - Victoria	III-149
University of North Texas System Administration.....	III-151
University of North Texas	III-152
University of North Texas at Dallas	III-154
Texas Southern University.....	III-157
Texas Tech University System Administration	III-160
Texas Tech University	III-161
Angelo State University.....	III-164
Midwestern State University.....	III-166
Texas Woman’s University System.....	III-169
Texas Woman’s University.....	III-169
Texas State University System	III-172
Lamar University	III-173
Lamar Institute of Technology.....	III-176
Lamar State College - Orange.....	III-178
Lamar State College - Port Arthur	III-180
Sam Houston State University	III-182
Texas State University	III-185
Sul Ross State University.....	III-187
Sul Ross State University Rio Grande College.....	III-189
The University of Texas Southwestern Medical Center	III-191
The University of Texas Medical Branch at Galveston.....	III-194
The University of Texas Health Science Center at Houston.....	III-199
The University of Texas Health Science Center at San Antonio	III-203
The University of Texas Rio Grande Valley School of Medicine	III-207
The University of Texas M. D. Anderson Cancer Center.....	III-210
The University of Texas Health Center at Tyler.....	III-213
The University of Texas at Austin Dell Medical School	III-217
Texas A&M University System Health Science Center	III-218
University of North Texas Health Science Center at Fort Worth	III-223
Texas Tech University Health Sciences Center	III-227
Texas Tech University Health Sciences Center at El Paso	III-231
University of Houston College of Medicine	III-234
Sam Houston State University College of Osteopathic Medicine	III-236
Public Community/Junior College.....	III-239
Texas State Technical College System Administration.....	III-243
Texas State Technical College - Harlingen.....	III-245
Texas State Technical College - West Texas.....	III-246
Texas State Technical College - Marshall	III-248
Texas State Technical College - Waco	III-250
Texas State Technical College – Fort Bend.....	III-251
Texas State Technical College – North Texas	III-253
Special Provisions Relating Only to Components of Texas State Technical College	III-255
Texas A&M AgriLife Research.....	III-257

TABLE OF CONTENTS

(Continued)

Texas A&M AgriLife Extension Service.....	III-260
Texas A&M Engineering Experiment Station.....	III-263
Texas A&M Transportation Institute.....	III-266
Texas A&M Engineering Extension Service.....	III-268
Texas A&M Forest Service.....	III-270
Texas A&M Veterinary Medical Diagnostic Laboratory.....	III-273
Texas Division of Emergency Management.....	III-275
Retirement and Group Insurance.....	III-278
Social Security and Benefit Replacement Pay.....	III-279
Bond Debt Service Payments.....	III-280
Lease Payments.....	III-280
Special Provisions Relating Only to State Agencies of Higher Education.....	III-280
Recapitulation - Article III - General Revenue.....	III-307
Recapitulation - Article III - General Revenue - Dedicated.....	III-309
Recapitulation - Article III - Federal Funds.....	III-311
Recapitulation - Article III - Other Funds.....	III-312
Recapitulation - Article III - All Funds.....	III-314

ARTICLE IV - THE JUDICIARY

Supreme Court of Texas.....	IV-1
Court of Criminal Appeals.....	IV-3
First Court of Appeals District, Houston.....	IV-7
Second Court of Appeals District, Fort Worth.....	IV-8
Third Court of Appeals District, Austin.....	IV-10
Fourth Court of Appeals District, San Antonio.....	IV-11
Fifth Court of Appeals District, Dallas.....	IV-12
Sixth Court of Appeals District, Texarkana.....	IV-13
Seventh Court of Appeals District, Amarillo.....	IV-14
Eighth Court of Appeals District, El Paso.....	IV-15
Ninth Court of Appeals District, Beaumont.....	IV-17
Tenth Court of Appeals District, Waco.....	IV-18
Eleventh Court of Appeals District, Eastland.....	IV-19
Twelfth Court of Appeals District, Tyler.....	IV-20
Thirteenth Court of Appeals District, Corpus Christi - Edinburg.....	IV-21
Fourteenth Court of Appeals District, Houston.....	IV-22
Fifteenth Court of Appeals District, Austin.....	IV-24
Office of Court Administration, Texas Judicial Council.....	IV-25
Office of Capital Writs.....	IV-31
State Prosecuting Attorney, Office of the.....	IV-32
State Law Library.....	IV-33
Commission on Judicial Conduct, State.....	IV-34
Judiciary Section, Comptroller's Department.....	IV-35
Retirement and Group Insurance.....	IV-41
Social Security and Benefit Replacement Pay.....	IV-42
Lease Payments.....	IV-42
Special Provisions - Judiciary.....	IV-42
Recapitulation - Article IV - General Revenue.....	IV-46
Recapitulation - Article IV - General Revenue - Dedicated.....	IV-47
Recapitulation - Article IV - Federal Funds.....	IV-48
Recapitulation - Article IV - Other Funds.....	IV-49
Recapitulation - Article IV - All Funds.....	IV-50

ARTICLE V - PUBLIC SAFETY AND CRIMINAL JUSTICE

Alcoholic Beverage Commission.....	V-1
Criminal Justice, Department of.....	V-5
Fire Protection, Commission on.....	V-23
Jail Standards, Commission on.....	V-25
Juvenile Justice Department.....	V-27
Law Enforcement, Commission on.....	V-39
Military Department.....	V-43
Public Safety, Department of.....	V-49
Retirement and Group Insurance.....	V-63
Social Security and Benefit Replacement Pay.....	V-63
Bond Debt Service Payments.....	V-64
Lease Payments.....	V-64
Recapitulation - Article V - General Revenue.....	V-65
Recapitulation - Article V - General Revenue - Dedicated.....	V-66
Recapitulation - Article V - Federal Funds.....	V-67
Recapitulation - Article V - Other Funds.....	V-68
Recapitulation - Article V - All Funds.....	V-69

TABLE OF CONTENTS
(Continued)

ARTICLE VI - NATURAL RESOURCES

Agriculture, Department of.....	VI-1
Animal Health Commission.....	VI-13
Commission on Environmental Quality.....	VI-16
General Land Office and Veterans' Land Board	VI-28
Low-Level Radioactive Waste Disposal Compact Commission	VI-37
Parks and Wildlife Department.....	VI-38
Railroad Commission.....	VI-53
Soil and Water Conservation Board.....	VI-60
Water Development Board	VI-63
Retirement and Group Insurance	VI-72
Social Security and Benefit Replacement Pay	VI-73
Bond Debt Service Payments.....	VI-73
Lease Payments.....	VI-73
Recapitulation - Article VI - General Revenue.....	VI-74
Recapitulation - Article VI - General Revenue - Dedicated	VI-75
Recapitulation - Article VI - Federal Funds.....	VI-76
Recapitulation - Article VI - Other Funds	VI-77
Recapitulation - Article VI - All Funds	VI-78

ARTICLE VII - BUSINESS AND ECONOMIC DEVELOPMENT

Housing and Community Affairs, Department of.....	VII-1
Lottery Commission, Texas	VII-8
Motor Vehicles, Department of	VII-12
Transportation, Department of.....	VII-17
Workforce Commission, Texas.....	VII-35
Reimbursements to the Unemployment Compensation Benefit Account	VII-50
Retirement and Group Insurance	VII-52
Social Security and Benefit Replacement Pay	VII-52
Bond Debt Service Payments.....	VII-53
Lease Payments.....	VII-53
Recapitulation - Article VII - General Revenue	VII-54
Recapitulation - Article VII - General Revenue - Dedicated.....	VII-55
Recapitulation - Article VII - Federal Funds	VII-56
Recapitulation - Article VII - Other Funds	VII-57
Recapitulation - Article VII - All Funds	VII-58

ARTICLE VIII - REGULATORY

Administrative Hearings, State Office of.....	VIII-1
Behavioral Health Executive Council.....	VIII-4
Chiropractic Examiners, Board of	VIII-6
Dental Examiners, Texas State Board of	VIII-7
Funeral Service Commission	VIII-9
Geoscientists, Board of Professional	VIII-11
Health Professions Council.....	VIII-13
Injured Employee Counsel, Office of	VIII-15
Insurance, Department of.....	VIII-16
Insurance Counsel, Office of Public	VIII-23
Licensing and Regulation, Department of	VIII-24
Texas Medical Board	VIII-29
Nursing, Texas Board of.....	VIII-32
Optometry Board	VIII-36
Pharmacy, Board of	VIII-37
Physical Therapy & Occupational Therapy Examiners, Executive Council of	VIII-40
Plumbing Examiners, Board of.....	VIII-41
Racing Commission.....	VIII-43
Securities Board.....	VIII-47
Utility Commission of Texas, Public.....	VIII-49
Utility Counsel, Office of Public	VIII-52
Veterinary Medical Examiners, Board of	VIII-54
Retirement and Group Insurance	VIII-57
Social Security and Benefit Replacement Pay	VIII-57
Lease Payments.....	VIII-58
Special Provisions Relating to All Regulatory Agencies.....	VIII-58
Recapitulation - Article VIII - General Revenue	VIII-63
Recapitulation - Article VIII - General Revenue - Dedicated.....	VIII-64
Recapitulation - Article VIII - Federal Funds.....	VIII-65

TABLE OF CONTENTS
(Continued)

Recapitulation - Article VIII - Other Funds.....	VIII-66
Recapitulation - Article VIII - All Funds.....	VIII-67

ARTICLE IX - GENERAL PROVISIONS

LEGISLATIVE INTENT	IX-1
Sec. 1.01. Limitations	IX-1
PROVISIONS RELATING TO THE POSITION CLASSIFICATION PLAN	IX-1
Sec. 2.01. Position Classification Plan.....	IX-1
Classified Positions for the 2024-2025 Biennium.....	IX-1
Schedule A Classification Salary Schedule	IX-19
Schedule B Classification Salary Schedule.....	IX-20
Schedule C Classification Salary Schedule.....	IX-21
SALARY ADMINISTRATION AND EMPLOYMENT PROVISIONS	IX-21
Sec. 3.01. Salary Rates.....	IX-21
Sec. 3.02. Salary Supplementation	IX-21
Sec. 3.03. Salary Limits.....	IX-21
Sec. 3.04. Scheduled Exempt Positions.....	IX-22
Sec. 3.05. Evening, Night, Weekend Shift Pay: Registered Nurses and Licensed Vocational Nurses	IX-24
Sec. 3.06. Recruitment and Retention Bonuses	IX-24
Sec. 3.07. Equity Adjustments.....	IX-24
Sec. 3.08. Classification Study on Scheduled Exempt Positions.....	IX-24
Sec. 3.09. Method of Salary Payments	IX-24
Sec. 3.10. Exception - Contracts Not Exceeding 12 Months.....	IX-25
Sec. 3.11. Exceptions for Certain Employees.....	IX-25
Sec. 3.12. Exceptions for Salary Schedule C.....	IX-25
Sec. 3.13. Matching Retirement and Certain Insurance.....	IX-25
Sec. 3.14. Council of Government Salary Schedules	IX-25
Sec. 3.15. Direction to the State Auditor's Office	IX-26
GRANT-MAKING PROVISIONS.....	IX-26
Sec. 4.01. Grant Restriction	IX-26
Sec. 4.02. Grants	IX-26
Sec. 4.03. Grants for Political Polling Prohibited.....	IX-26
Sec. 4.04. Limitation on Grants to Units of Local Government.....	IX-26
TRAVEL REGULATIONS.....	IX-27
Sec. 5.01. Travel Definitions.....	IX-27
Sec. 5.02. General Travel Provisions.....	IX-27
Sec. 5.03. Transportation Expenses in Personally Owned or Leased Motor Vehicles	IX-27
Sec. 5.04. Transportation in Personally Owned or Leased Aircraft.....	IX-27
Sec. 5.05. Travel Meals and Lodging Expenses	IX-27
Sec. 5.06. Special Provisions Regarding Travel Expenses	IX-28
Sec. 5.07. Travel and Per Diem of Board or Commission Members.....	IX-28
Sec. 5.08. Travel of Advisory Committee Members	IX-28
GENERAL LIMITATIONS ON EXPENDITURES.....	IX-28
Sec. 6.01. Unexpended Balance.....	IX-28
Sec. 6.02. Interpretation of Estimates	IX-29
Sec. 6.03. Excess Obligations Prohibited	IX-29
Sec. 6.04. Interpretation of Legislative Intent.....	IX-29
Sec. 6.05. Comptroller's Duty to Pay	IX-29
Sec. 6.06. Last Quarter Expenditures.....	IX-29
Sec. 6.07. Employee Benefit and Debt Service Items	IX-30
Sec. 6.08. Benefits Paid Proportional by Method of Finance	IX-30
Sec. 6.09. Appropriations from Special Funds	IX-31
Sec. 6.10. Limitation on State Employment Levels.....	IX-31
Sec. 6.11. Purchases of Postage.....	IX-34
Sec. 6.12. Expenditures for State-Federal Relations.....	IX-34
Sec. 6.13. Performance Standards.....	IX-34
Sec. 6.14. Bookkeeping Entries	IX-34
Sec. 6.15. Accounting for State Expenditures	IX-35
Sec. 6.16. Fee Increase Notification	IX-35
Sec. 6.17. Consolidated Funds.....	IX-35
Sec. 6.18. Demographic and Statistical Studies.....	IX-35
Sec. 6.19. Cost Allocations	IX-35
Sec. 6.20. Use of Appropriations to Contract for Audits.....	IX-35
Sec. 6.21. Limitations on Use of Appropriated Monies.....	IX-36

TABLE OF CONTENTS
(Continued)

Sec. 6.22. Informational Items.....	IX-36
Sec. 6.23. Appropriations from State Tax Revenue.....	IX-36
Sec. 6.24. Limitation on Abortion Funding.....	IX-36
REPORTING REQUIREMENTS	IX-36
Sec. 7.01. Budgeting and Reporting	IX-36
Sec. 7.02. Annual Reports and Inventories.....	IX-37
Sec. 7.03. Notification to Members of the Legislature.....	IX-37
Sec. 7.04. Contract Notification: Amounts Greater than \$50,000	IX-38
Sec. 7.05. Reports and References.....	IX-39
Sec. 7.06. Internal Assessments on Utilization of Historically Underutilized Businesses	IX-39
Sec. 7.07. Historically Underutilized Business Policy Compliance	IX-39
Sec. 7.08. Reporting of Historically Underutilized Business (HUB) Key Measures	IX-40
Sec. 7.09. Fraud Reporting	IX-40
Sec. 7.10. Border Security	IX-40
Sec. 7.11. Notification of Certain Purchases or Contract Awards, Amendments, and Extensions	IX-41
Sec. 7.12. Document Production Standards.....	IX-43
Sec. 7.13. Reporting: Texas Opioid Settlement Receipts	IX-43
Sec. 7.14. Reports on Interagency Contracts	IX-43
Sec. 7.15. World Health Organization.....	IX-44
OTHER APPROPRIATION AUTHORITY	IX-44
Sec. 8.01. Acceptance of Gifts of Money	IX-44
Sec. 8.02. Reimbursements and Payments.....	IX-45
Sec. 8.03. Surplus Property.....	IX-46
Sec. 8.04. Refunds of Deposits.....	IX-46
Sec. 8.05. Vending Machines	IX-46
Sec. 8.06. Pay Station Telephones.....	IX-46
Sec. 8.07. Appropriation of Collections for Seminars and Conferences	IX-46
Sec. 8.08. Appropriation of Bond Proceeds.....	IX-47
Sec. 8.09. CMIA Interest and Other Federal Payments.....	IX-47
Sec. 8.10. Appropriation of Receipts: Credit, Charge, Debit Card, or Electronic Cost Recovery Service Fees.....	IX-47
Sec. 8.11. Employee Meal Authorization	IX-47
Sec. 8.12. Bank Fees and Charges	IX-47
Sec. 8.13. Appropriation of Specialty License Plate Receipts.....	IX-47
Sec. 8.14. Cost Recovery of Application or Testing Fees	IX-48
Sec. 8.15. Cost Recovery of Fees	IX-48
INFORMATION RESOURCES PROVISIONS	IX-48
Sec. 9.001. Definitions	IX-48
Sec. 9.01. Purchases of Information Resources Technologies.....	IX-48
Sec. 9.02. Quality Assurance Review of Major Information Resources Projects.....	IX-49
Sec. 9.03. Biennial Operating Plan and Information Resources Strategic Plan Approval.....	IX-50
Sec. 9.04. Texas.gov Project: Occupational Licenses.....	IX-51
Sec. 9.05. Texas.gov Project: Cost Recovery Fees	IX-51
Sec. 9.06. Prioritization of Cybersecurity and Legacy System Projects	IX-51
Sec. 9.07. Surplus Information Technology Hardware	IX-51
Sec. 9.08. Centralized Accounting and Payroll/Personnel System Deployments.....	IX-51
Sec. 9.09. Assignment of Contract Responsibility.....	IX-52
Sec. 9.10. Report on Monitoring Assessments by State Auditor	IX-54
HEALTH-RELATED PROVISIONS.....	IX-53
Sec. 10.01. Full Application for Health Coverage	IX-53
Sec. 10.02. Appropriation of Disproportionate Share Hospital Payments to State-Owned Hospitals	IX-53
Sec. 10.03. Informational Listing on Use of Tobacco Settlement Receipts	IX-54
Sec. 10.04. Statewide Behavioral Health Strategic Plan and Coordinated Expenditures	IX-56
Sec. 10.05. Funding for Autism Services.....	IX-59
Sec. 10.06. Cross-Agency Coordination on Healthcare Strategies and Measures	IX-59
Sec. 11.01. Limitation on Use of Monies for Personal Residences.....	IX-60
Sec. 11.02. Reporting Related to State-Owned Housing	IX-61
Sec. 11.03. Statewide Capital Planning.....	IX-61
Sec. 11.04. Efficient Use of State-Owned and Leased Space	IX-62
Sec. 11.05. State Agency Emergency Leases.....	IX-62
Sec. 11.06. Efficient Use of State Property to House State Facilities	IX-63

TABLE OF CONTENTS

(Continued)

PROVISIONS RELATED TO PROPERTY	IX-63
Sec. 12.01. Aircraft	IX-63
Sec. 12.02. Publication or Sale of Printed, Recorded, or Electronically Produced Matter or Records	IX-64
Sec. 12.03. Limitation on Expenditures for Purchases and Conversions of Alternative Fuel Vehicles	IX-64
Sec. 12.04. Transfer of Master Lease Purchase Program Payments	IX-64
Sec. 12.05. Vehicle Fleet Maintenance and Repair	IX-65
Sec. 12.06. Agency’s Participation in Master Lease Purchase Program	IX-65
FEDERAL FUNDS	IX-65
Sec. 13.01. Federal Funds/Block Grants	IX-65
Sec. 13.02. Report of Additional Funding	IX-65
Sec. 13.03. Reports to Comptroller	IX-66
Sec. 13.04. Deposit and Expenditure Limitations	IX-66
Sec. 13.05. Reimbursements from Federal Funds	IX-66
Sec. 13.06. Limitations on Classified Positions	IX-66
Sec. 13.07. Funding Reductions	IX-66
Sec. 13.08. Unexpended Balances	IX-66
Sec. 13.09. Temporary Assistance for Needy Families (TANF), Social Services Block Grant (SSBG), or Child Care and Development Block Grant (CCDBG)	IX-66
Sec. 13.10. Definition, Appropriation, Reporting and Audit of Earned Federal Funds	IX-67
AGENCY DISCRETIONARY TRANSFER PROVISIONS	IX-69
Sec. 14.01. Appropriation Transfers	IX-69
Sec. 14.02. Transfers for Contract Services	IX-69
Sec. 14.03. Transfers – Capital Budget	IX-69
Sec. 14.04. Disaster Related Transfer Authority	IX-72
Sec. 14.05. Unexpended Balance Authority Between Fiscal Years within the Same Biennium	IX-73
AGENCY NON-DISCRETIONARY TRANSFER PROVISIONS	IX-73
Sec. 15.01. Reimbursements for Unemployment Benefits	IX-73
Sec. 15.02. Payments to the State Office of Risk Management (SORM)	IX-74
Sec. 15.03. Contingency Appropriation Reduction	IX-75
Sec. 15.04. Appropriation Transfers: Billings for Statewide Allocated Costs	IX-76
LEGAL REPRESENTATION AND JUDGMENTS PROVISIONS	IX-76
Sec. 16.01. Court Representation and Outside Legal Counsel	IX-76
Sec. 16.02. Contingent Fee Contract for Legal Services	IX-77
Sec. 16.03. Proceeds of Litigation	IX-78
Sec. 16.04. Judgments and Settlements	IX-78
Sec. 16.05. Professional Legal Services	IX-80
MISCELLANEOUS PROVISIONS	IX-80
Sec. 17.01. Contingency Rider	IX-80
Sec. 17.02. Limitation on Substitution of General Obligation Bond Funded Projects	IX-80
Sec. 17.03. Payroll Contribution for Group Health Insurance	IX-80
Sec. 17.04. Veterans Services at Other State Agencies	IX-81
Sec. 17.05. Agency Coordination for Youth Prevention and Intervention Services	IX-81
Sec. 17.06. Additional Payroll Contribution for Retirement Contribution	IX-81
Sec. 17.07. Use of Sporting Goods Sales Tax Transfer to the General Revenue – Dedicated State Parks Account No. 64	IX-82
Sec. 17.08. Reporting Requirement for Funds Held Outside the Treasury	IX-82
Sec. 17.09. Contract Management and Oversight	IX-83
Sec. 17.10. Energy Efficiency Savings for State Facilities	IX-85
Sec. 17.11. Human Trafficking Prevention Coordinating Council	IX-85
Sec. 17.12. Real-time Captioning of Open Meetings	IX-86
Sec. 17.13. Information Listing of Program Funding	IX-86
Sec. 17.14. Contact Tracing	IX-86
Sec. 17.15. Informational Listing: Pro-rata Share of Texas Opioid Settlement Receipts Received by Municipal Areas and Regions	IX-86
Sec. 17.16. Appropriation for a Salary Increase for General State Employees	IX-110
Sec. 17.17. Parks and Wildlife Department Local Parks Grants	IX-111
Sec. 17.18. Commission on Environmental Quality: Bays and Estuaries Program	IX-111
Sec. 17.19. Department of Agricultural Grant Funding	IX-111
Sec. 17.20. Guadalupe County Medical Facility	IX-112
Sec. 17.21. Additional Funding for Texas Historical Commission	IX-112
Sec. 17.22. Bowie County Broadband	IX-112
Sec. 17.23. Closed Circuit TVs for Neighborhood Safety Program	IX-112

TABLE OF CONTENTS
(Continued)

Sec. 17.24.	Department of Public Safety Facilities Expansion and Improvement	IX-113
Sec. 17.25.	Additional Funding for the Texas Department of Criminal Justice.....	IX-113
Sec. 17.26.	Research Facilities.....	IX-113
Sec. 17.27.	Case Management System Transition	IX-113
Sec. 17.28.	HIV and Sexually Transmitted Disease Testing Pilot Program	IX-113
Sec. 17.29.	Medicaid Reimbursement Rate Review for Pediatric Care Center Services....	IX-113
Sec. 17.30.	Comal County Mental Health Facility.....	IX-114
Sec. 17.31.	Sunrise Canyon Operational Funding.....	IX-114
Sec. 17.32.	Community Services Grant	IX-114
Sec. 17.33.	Children's Safe Harbor Facility	IX-114
Sec. 17.34.	Charity Care and Hospital Transparency.....	IX-114
Sec. 17.35.	Additional Funding for Article III-Higher Education.....	IX-115
Sec. 17.36.	Lottery Sales by Phone	IX-116
Sec. 17.37.	Appropriations for Department of Transportation.....	IX-116
Sec. 17.38.	Appropriation: Texas Water Development Board Water Grants and Lake Houston Accumulated Siltation.....	IX-116
Sec. 17.39.	South Texas International Airport	IX-117
Sec. 17.40.	Emergency and First Responder Airport Facilities	IX-117
CONTINGENCY AND OTHER PROVISIONS		IX-118
Recapitulation - Article IX – General Provisions – General Revenue.....		IX-140
Recapitulation - Article IX – General Provisions – All Funds		IX-141
 ARTICLE X - THE LEGISLATURE		
Senate.....		X-1
House of Representatives.....		X-2
Legislative Budget Board		X-2
Legislative Council		X-3
Uniform State Laws, Commission on.....		X-4
Sunset Advisory Commission.....		X-5
State Auditor’s Office		X-6
Legislative Reference Library.....		X-7
Retirement and Group Insurance		X-8
Social Security and Benefit Replacement Pay.....		X-8
Lease Payments.....		X-9
Special Provisions Relating to the Legislature.....		X-9
Recapitulation - Article X - General Revenue		X-10
Recapitulation - Article X - Other Funds.....		X-11
Recapitulation - Article X - All Funds.....		X-12
 ARTICLE XI – SAVINGS CLAUSE.....		XI-1
 ARTICLE XII – EMERGENCY CLAUSE.....		XI-1

**RECAPITULATION - ALL ARTICLES
(General Revenue)¹**

	For the Years Ending	
	August 31, 2024	August 31, 2025
ARTICLE I - General Government	\$ 8,081,941,972	\$ 2,777,988,796
ARTICLE II - Health and Human Services	21,510,505,499	21,354,097,025
ARTICLE III - Agencies of Education	36,497,117,147	29,699,095,719
ARTICLE IV - The Judiciary	492,091,601	359,330,135
ARTICLE V - Public Safety and Criminal Justice	6,611,031,352	6,649,443,736
ARTICLE VI - Natural Resources	2,831,972,651	654,440,901
ARTICLE VII - Business and Economic Development	868,214,605	423,759,700
ARTICLE VIII - Regulatory	232,601,006	199,823,766
ARTICLE IX - General Provisions	2,273,050,000	2,273,050,000
ARTICLE X - The Legislature	<u>235,303,100</u>	<u>254,294,070</u>
 GRAND TOTAL, General Revenue	 <u>\$ 79,633,828,933</u>	 <u>\$ 64,645,323,848</u>

¹ Incorporates certain appropriation adjustments relating to agency riders, article-specific special provisions, and Article IX of HB 1 (Conference Committee Report), 88th Legislature, Regular Session; HB 3461 and SB 30, 88th Legislature, Regular Session; other legislation enacted by the 88th Legislature that affects appropriations; technical and/or reconciling adjustments; and the Governor's vetoes. For specific adjustments, see agency bill patterns.

**RECAPITULATION - ALL ARTICLES
(General Revenue-Dedicated)¹**

	For the Years Ending	
	August 31, 2024	August 31, 2025
ARTICLE I - General Government	\$ 426,327,917	\$ 228,707,947
ARTICLE II - Health and Human Services	269,868,908	269,730,683
ARTICLE III - Agencies of Education	1,560,238,858	1,414,714,095
ARTICLE IV - The Judiciary	93,730,394	83,246,395
ARTICLE V - Public Safety and Criminal Justice	65,007,042	52,445,176
ARTICLE VI - Natural Resources	751,189,895	674,053,018
ARTICLE VII - Business and Economic Development	345,877,564	359,046,970
ARTICLE VIII - Regulatory	186,140,981	192,914,212
ARTICLE IX - General Provisions	0	0
ARTICLE X - The Legislature	<u>0</u>	<u>0</u>
 GRAND TOTAL, General Revenue-Dedicated	 <u>\$ 3,698,381,559</u>	 <u>\$ 3,274,858,496</u>

¹ Incorporates certain appropriation adjustments relating to agency riders, article-specific special provisions, and Article IX of HB 1 (Conference Committee Report), 88th Legislature, Regular Session; HB 3461 and SB 30, 88th Legislature, Regular Session; other legislation enacted by the 88th Legislature that affects appropriations; technical and/or reconciling adjustments; and the Governor's vetoes. For specific adjustments, see agency bill patterns.

**RECAPITULATION - ALL ARTICLES
(Federal Funds)¹**

	For the Years Ending	
	August 31, 2024	August 31, 2025
ARTICLE I - General Government	\$ 669,326,951	\$ 634,661,042
ARTICLE II - Health and Human Services	29,200,021,727	28,464,370,989
ARTICLE III - Agencies of Education	8,467,208,676	6,818,010,429
ARTICLE IV - The Judiciary	2,108,858	2,108,858
ARTICLE V - Public Safety and Criminal Justice	3,710,872,987	2,148,395,145
ARTICLE VI - Natural Resources	1,842,249,318	1,410,446,041
ARTICLE VII - Business and Economic Development	9,275,223,336	9,572,384,833
ARTICLE VIII - Regulatory	35,210,024	35,908,130
ARTICLE IX - General Provisions	0	0
ARTICLE X - The Legislature	0	0
GRAND TOTAL, Federal Funds	<u>\$ 53,202,221,877</u>	<u>\$ 49,086,285,467</u>

¹ Incorporates certain appropriation adjustments relating to agency riders, article-specific special provisions, and Article IX of HB 1 (Conference Committee Report), 88th Legislature, Regular Session; HB 3461 and SB 30, 88th Legislature, Regular Session; other legislation enacted by the 88th Legislature that affects appropriations; technical and/or reconciling adjustments; and the Governor's vetoes. For specific adjustments, see agency bill patterns.

**RECAPITULATION - ALL ARTICLES
(Other Funds)^{1, 2}**

	For the Years Ending	
	August 31, 2024	August 31, 2025
ARTICLE I - General Government	\$ 617,554,545	\$ 573,105,268
ARTICLE II - Health and Human Services	709,146,978	626,972,641
ARTICLE III - Agencies of Education	16,854,553,599	17,586,506,177
ARTICLE IV - The Judiciary	94,942,282	94,942,284
ARTICLE V - Public Safety and Criminal Justice	74,254,451	72,588,383
ARTICLE VI - Natural Resources	362,089,784	257,684,033
ARTICLE VII - Business and Economic Development	12,616,098,537	12,582,787,359
ARTICLE VIII - Regulatory	5,022,511,426	21,932,562
ARTICLE IX - General Provisions	0	0
ARTICLE X - The Legislature	101,425	101,425
GRAND TOTAL, Other Funds	<u>\$ 36,351,253,027</u>	<u>\$ 31,816,620,132</u>

¹ Incorporates certain appropriation adjustments relating to agency riders, article-specific special provisions, and Article IX of HB 1 (Conference Committee Report), 88th Legislature, Regular Session; HB 3461 and SB 30, 88th Legislature, Regular Session; other legislation enacted by the 88th Legislature that affects appropriations; technical and/or reconciling adjustments; and the Governor's vetoes. For specific adjustments, see agency bill patterns.

² Excludes interagency contracts.

**RECAPITULATION - ALL ARTICLES
(All Funds)^{1, 2}**

	For the Years Ending	
	August 31, 2024	August 31, 2025
ARTICLE I - General Government	\$ 9,795,151,385	\$ 4,214,463,053
ARTICLE II - Health and Human Services	51,689,543,112	50,715,171,338
ARTICLE III - Agencies of Education	63,379,118,280	55,518,326,420
ARTICLE IV - The Judiciary	682,873,135	539,627,672
ARTICLE V - Public Safety and Criminal Justice	10,461,165,832	8,922,872,440
ARTICLE VI - Natural Resources	5,787,501,648	2,996,623,993
ARTICLE VII - Business and Economic Development	23,105,414,042	22,937,978,862
ARTICLE VIII - Regulatory	5,476,463,437	450,578,670
ARTICLE IX - General Provisions	2,273,050,000	2,273,050,000
ARTICLE X - The Legislature	235,404,525	254,395,495
 GRAND TOTAL, All Funds	 \$ 172,885,685,396	 \$ 148,823,087,943
 Number of Full-Time-Equivalents (FTE) - Appropriated Funds	224,524.4	224,651.5

¹ Incorporates certain appropriation adjustments relating to agency riders, article-specific special provisions, and Article IX of HB 1 (Conference Committee Report), 88th Legislature, Regular Session; HB 3461 and SB 30, 88th Legislature, Regular Session; other legislation enacted by the 88th Legislature that affects appropriations; technical and/or reconciling adjustments; and the Governor's vetoes. For specific adjustments, see agency bill patterns.

² Excludes interagency contracts.

**A BILL TO BE ENTITLED
AN ACT**

appropriating money for the support of the Judicial, Executive, and Legislative Branches of the State government, for the construction of State buildings, and for State aid to public junior colleges, for the period beginning September 1, 2023 and ending August 31, 2025; authorizing and prescribing conditions, limitations, rules, and procedures for allocating and expending the appropriated funds; and declaring an emergency.

BE IT ENACTED BY THE LEGISLATURE OF THE STATE OF TEXAS:

ARTICLE I

GENERAL GOVERNMENT

Sec. 1. The several sums of money herein specified, or so much thereby as may be necessary, are appropriated out of any funds in the State Treasury not otherwise appropriated, or out of special funds as indicated, for the support, maintenance, or improvement of the designated agencies of general government.

COMMISSION ON THE ARTS

	For the Years Ending	
	August 31, 2024	August 31, 2025
Method of Financing:		
General Revenue Fund	\$ 14,309,718	\$ 14,319,358
Federal Funds	\$ 1,213,800	\$ 1,213,800
<u>Other Funds</u>		
Appropriated Receipts	\$ 152,000	\$ 152,000
License Plate Trust Fund Account No. 0802, estimated	100,000	100,000
Subtotal, Other Funds	\$ 252,000	\$ 252,000
Total, Method of Financing	\$ 15,775,518	\$ 15,785,158
This bill pattern represents an estimated 100% of this agency's estimated total available funds for the biennium.		
Number of Full-Time-Equivalents (FTE):	14.0	14.0
Schedule of Exempt Positions:		
Executive Director, Group 3	\$134,775	\$139,623
Items of Appropriation:		
A. Goal: ARTS AND CULTURAL GRANTS		
Provide and Support Arts and Cultural Grants.		
A.1.1. Strategy: ARTS ORGANIZATION GRANTS	\$ 5,564,505	\$ 5,564,505
A.1.2. Strategy: ARTS EDUCATION GRANTS	710,787	710,787
A.1.3. Strategy: CULTURAL TOURISM GRANTS	8,170,000	8,170,000
A.1.4. Strategy: DIRECT ADMINISTRATION OF GRANTS	748,180	722,213
Total, Goal A: ARTS AND CULTURAL GRANTS	\$ 15,193,472	\$ 15,167,505
B. Goal: INDIRECT ADMINISTRATION		
B.1.1. Strategy: CENTRAL ADMINISTRATION	\$ 401,880	\$ 393,745
B.1.2. Strategy: INFORMATION RESOURCES	133,602	129,274
Total, Goal B: INDIRECT ADMINISTRATION	\$ 535,482	\$ 523,019
C. Goal: SALARY ADJUSTMENTS		
C.1.1. Strategy: SALARY ADJUSTMENTS	\$ 46,564	\$ 94,634
Grand Total, COMMISSION ON THE ARTS	\$ 15,775,518	\$ 15,785,158

COMMISSION ON THE ARTS
(Continued)

Object-of-Expense Informational Listing:

Salaries and Wages	\$ 1,057,783	\$ 1,067,423
Other Personnel Costs	25,484	25,484
Professional Fees and Services	16,445	16,445
Consumable Supplies	5,000	5,000
Utilities	6,000	6,000
Travel	33,873	33,873
Rent - Building	1,000	1,000
Rent - Machine and Other	5,000	5,000
Other Operating Expense	179,641	179,641
Grants	<u>14,445,292</u>	<u>14,445,292</u>

Total, Object-of-Expense Informational Listing \$ 15,775,518 \$ 15,785,158

Estimated Allocations for Employee Benefits and Debt Service Appropriations Made Elsewhere in this Act:

Employee Benefits

Retirement	\$ 103,500	\$ 104,583
Group Insurance	166,147	170,122
Social Security	81,587	82,445
Benefits Replacement	<u>656</u>	<u>524</u>

Total, Estimated Allocations for Employee Benefits and Debt Service Appropriations Made Elsewhere in this Act \$ 351,890 \$ 357,674

1. Performance Measure Targets. The following is a listing of the key performance target levels for the Commission on the Arts. It is the intent of the Legislature that appropriations made by this Act be utilized in the most efficient and effective manner possible to achieve the intended mission of the Commission on the Arts. In order to achieve the objectives and service standards established by this Act, the Commission on the Arts shall make every effort to attain the following designated key performance target levels associated with each item of appropriation.

	<u>2024</u>	<u>2025</u>
A. Goal: ARTS AND CULTURAL GRANTS		
Outcome (Results/Impact):		
Percentage of Grant Dollars Provided to Minority Organizations	12%	12%
Percentage of Grant Dollars to Rural Counties	6%	6%
Percentage of Grants Funded for Arts Education	25%	25%
Number of Artists Compensated for TCA Texas Touring Roster Performances	1,500	1,500
Number of Texas Cities in Which Organizations Received TCA Grants	150	150
Number Served by Arts Respond Projects in Education	750,000	750,000
Number Served by Arts Respond Projects in Health & Human Services	77,500	77,500
Number Served by Arts Respond Projects in Public Safety & Criminal Justice	90,000	90,000
A.1.3. Strategy: CULTURAL TOURISM GRANTS		
Output (Volume):		
Number of Grants that Promote Cultural Tourism	157	157

2. Unexpended Balances within the Biennium. Any unexpended balances in appropriations made to Strategy A.1.1, Arts Organization Grants, Strategy A.1.2, Arts Education Grants, and Strategy A.1.3, Cultural Tourism Grants, remaining as of August 31, 2024, are appropriated to the Commission on the Arts for the fiscal year beginning September 1, 2024, for the same purpose.

3. Limitation on Reimbursements for Commission Meetings. Notwithstanding Article IX, Part 5, the number of days commissioners are appropriated expenses related to conducting Commission business as provided by Government Code §659.032 is not to exceed six days a fiscal year.

4. Cultural District Grants. Funds appropriated above in Strategy A.1.3, Cultural Tourism Grants, include \$7,500,000 in General Revenue in each fiscal year for Cultural District Grants.

5. Unexpended Balances: Cultural and Performing Arts Center Grant. In addition to amounts appropriated above in Strategy A.1.1, Arts Organization Grants, any unexpended and unobligated balances remaining as of August 31, 2023 (estimated to be \$0), in General Revenue are appropriated for the biennium beginning September 1, 2023, to provide a grant to the Flower Mound Cultural Arts Commission to construct a community cultural and performing arts center.

COMMISSION ON THE ARTS
(Continued)

Any unexpended and unobligated balances of these funds remaining as of August 31, 2024, are appropriated to the Commission on the Arts for the fiscal year beginning September 1, 2024, for the same purpose.

OFFICE OF THE ATTORNEY GENERAL

	For the Years Ending	
	August 31, 2024	August 31, 2025
Method of Financing:		
<u>General Revenue Fund</u>		
General Revenue Fund ^{1, 2}	\$ 234,781,406	\$ 207,293,080
Child Support Retained Collection Account	107,012,056	107,012,056
Attorney General Debt Collection Receipts	8,300,000	8,300,000
Subtotal, General Revenue Fund	\$ 350,093,462	\$ 322,605,136
<u>General Revenue Fund - Dedicated</u>		
Texas Department of Insurance Operating Fund Account No. 036	\$ 3,602,697	\$ 3,794,058
Compensation to Victims of Crime Account No. 469 ^{3, 4, 5}	59,400,005	57,980,663
Compensation to Victims of Crime Auxiliary Account No. 494	167,816	173,192
AG Law Enforcement Account No. 5006	507,781	507,780
Sexual Assault Program Account No. 5010	16,651,126	15,694,467
Subtotal, General Revenue Fund - Dedicated	\$ 80,329,425	\$ 78,150,160
Federal Funds	\$ 261,115,930	\$ 254,150,893
<u>Other Funds</u>		
Interagency Contracts - Criminal Justice Grants	\$ 1,566,826	\$ 1,566,826
Appropriated Receipts	49,146,666	39,719,231
Interagency Contracts	42,713,965	42,743,238
License Plate Trust Fund Account No. 0802, estimated	31,000	31,000
Subtotal, Other Funds	\$ 93,458,457	\$ 84,060,295
Total, Method of Financing	\$ 784,997,274	\$ 738,966,484
This bill pattern represents an estimated 100% of this agency's estimated total available funds for the biennium.		
Number of Full-Time-Equivalents (FTE):^{1, 2, 4}	4,269.5	4,269.5
Schedule of Exempt Positions:		
Attorney General, Group 6	\$153,750	\$153,750
Items of Appropriation:		
A. Goal: PROVIDE LEGAL SERVICES		
Provide General Legal Services to the State and Authorized Entities.		
A.1.1. Strategy: LEGAL SERVICES¹	\$ 168,135,733	\$ 130,594,706
Provide Legal Counsel/Litigation/Alternative Dispute Resolution Srves.		
B. Goal: ENFORCE CHILD SUPPORT LAW		
Enforce State/Federal Child Support Laws.		
B.1.1. Strategy: CHILD SUPPORT ENFORCEMENT	\$ 364,828,725	\$ 364,828,724
Establish Paternity/Obligations, Enforce Orders and Distribute Monies.		
B.1.2. Strategy: STATE DISBURSEMENT UNIT	13,358,667	13,358,667
Total, Goal B: ENFORCE CHILD SUPPORT LAW	\$ 378,187,392	\$ 378,187,391

OFFICE OF THE ATTORNEY GENERAL
(Continued)

C. Goal: CRIME VICTIMS' SERVICES

Review/Process Applications for Compensation to Crime Victims.

C.1.1. Strategy: CRIME VICTIMS' COMPENSATION ^{3,4,5}	\$ 95,410,860	\$ 95,252,826
Review Claims, Determine Eligibility/State Liability, Pay Correctly.		
C.1.2. Strategy: VICTIMS ASSISTANCE	48,174,901	47,174,900
Provide Grants & Contracts for Victims Svcs/Sexual Asslt Victims.		
C.1.3. Strategy: LANDOWNER COMPENSATION ²	<u>18,000,000</u>	<u>18,000,000</u>
Total, Goal C: CRIME VICTIMS' SERVICES	\$ 161,585,761	\$ 160,427,726

D. Goal: REFER MEDICAID CRIMES

Investigate/Refer for Prosecution Fraud/Misconduct Involving Medicaid.

D.1.1. Strategy: MEDICAID INVESTIGATION	\$ 20,296,047	\$ 20,296,047
Conduct Investigation Supporting Prosecution of Alleged Medicaid Crime.		

E. Goal: GENERAL ADMINISTRATION

Administration for OAG.

E.1.1. Strategy: AGENCY IT PROJECTS	\$ 39,528,252	\$ 17,000,000
Administer Information Technology Projects across the Agency.		

F. Goal: ADMINISTRATIVE SUPPORT FOR SORM

Provide Administrative Support for the State Office of Risk Management.

F.1.1. Strategy: ADMINISTRATIVE SUPPORT FOR SORM	\$ 1,063,971	\$ 1,063,971
Provide Administrative Support to the State Office of Risk Management.		

G. Goal: SALARY ADJUSTMENTS

G.1.1. Strategy: SALARY ADJUSTMENTS	<u>\$ 16,200,118</u>	<u>\$ 31,396,643</u>
--	----------------------	----------------------

Grand Total, OFFICE OF THE ATTORNEY GENERAL	<u>\$ 784,997,274</u>	<u>\$ 738,966,484</u>
--	-----------------------	-----------------------

Object-of-Expense Informational Listing:

Salaries and Wages	\$ 313,450,376	\$ 328,646,901
Other Personnel Costs	8,373,275	8,373,275
Professional Fees and Services	165,055,921	114,023,445
Fuels and Lubricants	467,080	467,080
Consumable Supplies	1,627,958	1,627,958
Utilities	2,917,863	2,917,863
Travel	4,921,926	4,971,926
Rent - Building	23,123,160	23,123,160
Rent - Machine and Other	1,237,843	1,237,843
Other Operating Expense	200,600,995	190,371,991
Grants	62,763,462	62,763,462
Capital Expenditures	<u>457,415</u>	<u>441,580</u>

Total, Object-of-Expense Informational Listing	<u>\$ 784,997,274</u>	<u>\$ 738,966,484</u>
---	-----------------------	-----------------------

Estimated Allocations for Employee Benefits and Debt Service Appropriations Made Elsewhere in this Act:

Employee Benefits

Retirement	\$ 27,002,164	\$ 28,611,568
Group Insurance	48,395,248	49,547,721
Social Security	21,730,715	23,026,606
Benefits Replacement	<u>139,520</u>	<u>111,477</u>

Total, Estimated Allocations for Employee Benefits and Debt Service Appropriations Made Elsewhere in this Act	<u>\$ 97,267,647</u>	<u>\$ 101,297,372</u>
--	----------------------	-----------------------

1. Performance Measure Targets.^{1,4,5,6} The following is a listing of the key performance target levels for the Office of the Attorney General. It is the intent of the Legislature that appropriations made by this Act be utilized in the most efficient and effective manner possible to achieve the intended mission of the Office of the Attorney General. In order to achieve the

OFFICE OF THE ATTORNEY GENERAL
(Continued)

objectives and service standards established by this Act, the Office of the Attorney General shall make every effort to attain the following designated key performance target levels associated with each item of appropriation.

	<u>2024</u>	<u>2025</u>
A. Goal: PROVIDE LEGAL SERVICES		
Outcome (Results/Impact):		
Delinquent State Revenue Collected	50,000,000	50,000,000
A.1.1. Strategy: LEGAL SERVICES		
Output (Volume):		
Legal Hours Billed to Litigation and Legal Counsel	1,166,850	1,152,735
Efficiencies:		
Average Cost Per Legal Hour	144.5	123.78
B. Goal: ENFORCE CHILD SUPPORT LAW		
Outcome (Results/Impact):		
Percent of Title IV-D Cases That Have Court Orders for Child Support	86%	86%
Percent of All Current Child Support Amounts Due That Are Collected	66%	66%
Percent of Title IV-D Cases with Arrears Due in Which Any Amount Is Paid Toward Arrears	66%	66%
Percent of Paternity Establishments for Out of Wedlock Births	96%	96%
B.1.1. Strategy: CHILD SUPPORT ENFORCEMENT		
Output (Volume):		
Amount of Title IV-D Child Support Collected (in Millions)	4,450	4,450
Efficiencies:		
Ratio of Total Dollars Collected Per Dollar Spent	11.9	11.6
B.1.2. Strategy: STATE DISBURSEMENT UNIT		
Output (Volume):		
Number of Payment Receipts Processed by the SDU Vendor	22,000,000	22,000,000
C. Goal: CRIME VICTIMS' SERVICES		
Outcome (Results/Impact):		
Amount of Crime Victims' Compensation Awarded	82,561,809	84,490,756
C.1.1. Strategy: CRIME VICTIMS' COMPENSATION		
Efficiencies:		
Average Number of Days to Analyze a Claim and Make an Award	42	42
D. Goal: REFER MEDICAID CRIMES		
D.1.1. Strategy: MEDICAID INVESTIGATION		
Output (Volume):		
Number of Investigations Concluded	500	500

2. Capital Budget.¹ Funds appropriated above may be expended for capital budget items listed below. The amounts identified for each item may be adjusted or expended on other capital expenditures, subject to the aggregate dollar restrictions on capital budget expenditures provided in the General Provisions of this Act.

	<u>2024</u>	<u>2025</u>
a. Acquisition of Information Resource Technologies		
(1) Child Support Hardware/Software Enhancements	\$ 100,000	\$ 100,000
(2) Crime Victims Management System - Enhancements and Support	350,000	350,000
(3) Consumer Data Privacy System	<u>3,859,456</u>	<u>295,606</u>
Total, Acquisition of Information Resource Technologies	\$ 4,309,456	\$ 745,606
b. Data Center/Shared Technology Services		
(1) Data Center Consolidation	\$ 59,620,386	\$ 59,620,386
(2) CS IT System Modernization Phase III - DCS	<u>30,640,000</u>	<u>12,640,000</u>
Total, Data Center/Shared Technology Services	\$ 90,260,386	\$ 72,260,386
c. Legacy Modernization		
(1) Legal Case Legacy Modernization	\$ 6,000,000	\$ 1,500,000
(2) CS IT System Modernization Phase III	6,688,252	3,000,000

OFFICE OF THE ATTORNEY GENERAL
(Continued)

(3) Legal/Child Support Mainframe Decommissioning	14,625,000	10,000,000
Total, Legacy Modernization	\$ 27,313,252	\$ 14,500,000
Total, Capital Budget	\$ 121,883,094	\$ 87,505,992
Method of Financing (Capital Budget):		
General Revenue Fund	\$ 44,599,792	\$ 29,161,936
GR Dedicated - Compensation to Victims of Crime Account No. 469	\$ 170,800	\$ 170,800
Federal Funds	\$ 66,768,613	\$ 52,454,367
<u>Other Funds</u>		
Appropriated Receipts	\$ 10,196,677	\$ 5,571,677
Interagency Contracts	147,212	147,212
Subtotal, Other Funds	\$ 10,343,889	\$ 5,718,889
Total, Method of Financing	\$ 121,883,094	\$ 87,505,992

3. Cost Allocation, Reporting Requirement. The Office of the Attorney General is directed to continue an accounting and billing system by which the costs of legal services provided to each agency may be determined. This cost information shall be provided to the Legislative Budget Board and the Governor within 60 days after the close of the fiscal year.

4. Child Support Collections.

- a. The Office of the Attorney General shall deposit Child Support Retained Collections in a special account in the Comptroller's Office. The account shall be called the Child Support Retained Collection Account. Child Support Retained Collections shall include the state share of funds collected by the Office of the Attorney General which were previously paid by the State as Aid to Families with Dependent Children (AFDC) or Temporary Assistance for Needy Families (TANF) or foster care payments, all child support enforcement incentive payments received from the federal government, and all revenues specifically established by statute on a fee or service-provided basis and pertaining to the Child Support Enforcement Program.
- b. Amounts earned as interest on, and allocated by the Comptroller of Public Accounts to, the Child Support Trust Fund No. 994, in excess of \$808,289 in fiscal year 2024 and \$808,289 in fiscal year 2025, shall be transferred monthly by the Comptroller of Public Accounts to such funds from the General Revenue Fund, and all amounts so transferred are appropriated to the Office of the Attorney General for use during the 2024-25 biennium, in addition to the amounts otherwise appropriated herein. Amounts transferred pursuant to this provision shall be shown as a separate, individual entry in the Method of Finance in all standard reports regularly utilizing a method of finance which are submitted to the Governor's Office or the Legislative Budget Board.
- c. The Office of the Attorney General, in cooperation with the Comptroller of Public Accounts, shall develop and maintain such cost centers and/or subaccounts within the Child Support Trust Fund No. 994 and/or the Child Support Retained Collection Account as may be determined necessary or appropriate to separately account for, and allocate the interest earned on, the various sources for receipts deposited to, and types of expenditures made from such funds. The Comptroller of Public Accounts shall separately allocate interest earned by the State to each such cost center and/or subaccount, or to such groupings thereof as may be designated by the Office of the Attorney General for purposes of reporting interest earned to the federal government.
- d. The Comptroller of Public Accounts is directed to transfer and carry forward all the balances of funds in the Child Support Trust Fund No. 994 and the Child Support Retained Collection Account as of August 31, 2023, as such funds are to be available for use in fiscal year 2024. Any balances in the Child Support Trust Fund No. 994 and the Child Support Retained Collection Account on hand as of August 31, 2024, shall be carried forward in such funds as funding sources for the appropriation for fiscal year 2025.

OFFICE OF THE ATTORNEY GENERAL

(Continued)

- e. In addition to the amounts otherwise appropriated for Strategy B.1.1, Child Support Enforcement, all funds received from the federal government as reimbursement for the costs and fees paid to counties, district or county clerks, sheriffs or constables pursuant to the provisions of Chapter 231 of the Texas Family Code are appropriated to the Office of the Attorney General for use during the 2024-25 biennium.

5. Reporting Requirement. The Office of the Attorney General is directed to develop and maintain separate accounting information and records on receipts and distribution of funds from the Child Support Trust Fund No. 994 and the Child Support Retained Collection Account. Such information must at a minimum identify all deposits, allocations, and expenditures by type of revenues. The Comptroller of Public Accounts shall prescribe rules and procedures to assure compliance with this section and all transactions and balances shall be reconciled monthly against the records of the Comptroller. In addition to the requirements for annual financial reports required by the General Provisions of this Act, the Office of the Attorney General shall include a separate section detailing all such balances, receipts, and distributions of money in Child Support Trust Fund No. 994 and the Child Support Retained Collection Account. The report must specifically show balances held for transfer to operating appropriations of the Office of the Attorney General and any other agency. In addition, any balances which are unclaimed and subject to escheat under other laws must be identified as to amount and age.

6. Debt Collections.

- a. The Office of the Attorney General shall attempt to collect all delinquent judgments owed the State of Texas. A portion of those debts collected, as outlined below, shall be eligible for retention by the Office of the Attorney General and may be used as a source of funding for agency operations as specified in and limited by the method of financing of the Office. One hundred percent of the debts collected by the Office of the Attorney General and eligible for retention by the Office shall be applied toward the amounts shown above for Attorney General Debt Collection Receipts in the method of financing for agency operations. Regardless of the total amount collected by the Office of the Attorney General, in no event shall this provision be construed as an appropriation in addition to the amount appropriated above as specified in the method of financing, of any of the funds collected by the Office of the Attorney General.
- b. To be eligible for retention by the Office of the Attorney General, the debt collected must be from a qualifying judgment. Qualifying judgments, as used in this rider, are judgments that are at least one year old from the date of entry of the court order and also include debts not reduced to judgment where there are collections on the debt by the Collections Division of the Office of the Attorney General if the debt is delinquent by more than one year or has been certified for collection to the Collections Division of the Office of the Attorney General. In no event shall more than \$5.0 million from collections stemming from a common nucleus of operative fact be eligible for retention by the Office of the Attorney General.
- c. It is the intent of the Legislature that the following not be allowed as a credit toward the percentage set forth in subsection "a" above: judgments collected by state agencies; judgments less than one year old; or judgments collected without direct action by the Office of the Attorney General's Collection Division.
- d. The Office of the Attorney General shall maintain a centralized recordkeeping system for accounting for various departmental and agency certification of delinquent taxes, judgments, and other debts owed the state. The accounting should distinguish by type of tax, judgment, or other debt, and provide for: when the debt was certified by an agency or department for collection by the Attorney General; when it was collected or disposed of; and such other information as the Legislative Budget Board, Governor, or the Comptroller of Public Accounts may require. The Office of the Attorney General shall submit semi-annual reports to the Governor and the Legislative Budget Board detailing by agency or department the amount of each debt, when the debt was certified, and when and in what amount, it was collected or disposed of.

7. Appropriation of Receipts, Court Costs. Out of the funds appropriated above as Appropriated Receipts, \$25,000,000 in fiscal year 2024 and \$25,000,000 in fiscal year 2025 represents the annual appropriation of authorized collections by the Office of the Attorney General including court costs, attorneys' fees, and investigative costs deposited to Revenue Object Code 3718. Revenue Object Code 3718 collections in excess of those specifically appropriated and shown in

OFFICE OF THE ATTORNEY GENERAL
(Continued)

the agency's method of financing are appropriated to the Office of the Attorney General in an amount not to exceed \$10,000,000 each fiscal year and shall be used for Strategy A.1.1, Legal Services.

The Office of the Attorney General is directed to develop and maintain accounting information and records on receipts and distribution of funds deposited to Revenue Object Code 3718. Such information must identify revenue, allocations, and expenditures and unexpended balances that concern Appropriated Receipts. The Office of the Attorney General shall use funds appropriated above out of Appropriated Receipts and is allocated 6.0 full-time-equivalent positions for this purpose. The Comptroller of Public Accounts shall prescribe rules and procedures to assume compliance with this section in accordance with Section 2101.031, Government Code.

At least semi-annually, beginning within 60 days after the close of each fiscal year or more often upon request of the Legislative Budget Board, the Office of the Attorney General shall submit to the Legislative Budget Board, the Senate Finance Committee, the House Appropriations Committee, and the Governor a report that lists each case or agreement in which an award of court costs, attorneys' fees, litigation expenses, collection fees or investigative fees was made, the date of the award, the amount of court costs that were awarded, the amount of investigative costs that were awarded, the amount of attorneys' fees that were awarded, the amount of litigation expenses that were awarded, the amount of collection fees that were awarded, and the strategy or strategies to which the above receipts were allocated, in addition to any other information that may be requested by the Legislative Budget Board.

8. Interagency Contracts for Legal Services. The Office of the Attorney General shall not be appropriated any state funds from interagency contracts, notwithstanding the provisions of the section entitled Reimbursements and Payments, in Article IX, General Provisions of this Act unless the Office of the Attorney General gives prior written notice to the Legislative Budget Board and the Governor, accompanied by written permission by the affected agency. Any such interagency contract for legal services between the Office of the Attorney General and state agencies shall not jeopardize the ability of the agencies to carry out their legislative mandates, shall not affect their budget such that employees must be terminated in order to pay the requested amount, and shall not exceed reasonable attorney fees for similar legal services in the private sector. The Office of the Attorney General is hereby appropriated funds received from interagency contracts for non-legal services rendered by the Office of the Attorney General.

9. Victims Assistance Grants. Funds appropriated above in C.1.2, Victims Assistance, shall be spent as follows:

<u>Program:</u>	<u>2024</u>	<u>2025</u>
(1) Victims Assistance Coordinators and Victims Liaisons	\$2,431,001	\$2,431,001
(2) Sexual Assault Prevention and Crisis Services Program	27,143,590	26,143,590
(3) Sexual Assault Services Program Grants	2,024,468	2,024,468
(4) Legal Services Grants	2,500,000	2,500,000
(5) Other Victims Assistance Grants	10,891,379	10,891,378
(6) Statewide Victim Notification System	3,023,114	3,023,114
(7) Address Confidentiality	161,349	161,349
Total	\$48,174,901	\$47,174,900
 <u>Method of Financing:</u>		
General Revenue	\$28,195,494	\$28,195,493
 <u>General Revenue - Dedicated</u>		
Victims of Crime Auxiliary Fund No. 0494	161,349	161,349
Sexual Assault Program Account No. 5010	16,605,674	15,605,674
Subtotal, General Revenue - Dedicated	<u>\$16,767,023</u>	<u>\$15,767,023</u>
Federal Funds	3,212,384	3,212,384
Total, Method of Financing	<u>\$48,174,901</u>	<u>\$47,174,900</u>

OFFICE OF THE ATTORNEY GENERAL
(Continued)

The Office of the Attorney General shall adopt rules for the competitive allocation of funds under item number (5) Other Victims Assistance Grants.

Included in appropriations above in Strategy C.1.2, Victims Assistance, for program (2) Sexual Assault Prevention and Crisis Services Program, the Office of the Attorney General shall enter into contracts or provide grants in the amount of \$38,569,602 for rape crisis centers to provide the minimum services as statutorily required by Government Code, Section 420.008(c)(1) to adult survivors of stranger and non-stranger sexual assault. This amount includes \$6,850,000 in fiscal year 2024 and \$6,850,000 in fiscal year 2025 in General Revenue and \$12,434,801 in fiscal year 2024 and \$12,434,801 in fiscal year 2025 in General Revenue-Dedicated Sexual Assault Program Account No. 5010. Of this amount, \$9,000,000 shall be prioritized for the purposes of addressing current and projected waitlists for counseling of adult sexual assault survivors and sexual assault advocacy services at rape crisis centers. For the purposes of this rider, “rape crisis center” shall have the same meaning as “sexual assault program” in Government Code, Section 420.003 (7). In accordance with Texas statute, rape crisis centers remain eligible to apply for victim assistance funds in addition to the funds listed in program (2) Sexual Assault Prevention and Crisis Services Program.

Included in appropriations above in Strategy C.1.2, Victims Assistance, for program (2) Sexual Assault Prevention and Crisis Services Program, the Attorney General shall enter into contracts or provide grants in the amount of \$1,377,017 in fiscal year 2024 and \$377,017 in fiscal year 2025 in General Revenue-Dedicated Sexual Assault Program Account No. 5010 for the sexual assault nurse examiner program.

Included in appropriations above in Strategy C.1.2, Victims Assistance, for program (2) Sexual Assault Prevention and Crisis Services Program, the Attorney General shall enter into contracts or provide grants in the amount of \$2,000,000 in fiscal year 2024 and \$2,000,000 in fiscal year 2025 to rape crisis centers for a pilot program that provides dedicated funding to support the unique challenges of rural and border counties including, but not limited to, support for satellite offices, co-location efforts, transportation costs, technology assistance and workforce challenges.

Included in appropriations above in Strategy C.1.2, Victims Assistance, for program (3) Sexual Assault Services Program Grants is \$500,000 in fiscal year 2024 and \$500,000 in fiscal year 2025 for the sexual assault services program grant recipient to implement a centralized training, technical assistance and evaluation program for rape crisis centers across the state.

It is the intent of the Legislature that \$300,000 in fiscal year 2024 and \$300,000 in fiscal year 2025 appropriated to the Office of the Attorney General be used to fund domestic violence high risk teams.

Any unexpended balances of these funds remaining as of August 31, 2024, are appropriated to the Office of the Attorney General for the fiscal year beginning September 1, 2024, for the same purpose.

None of the funds appropriated in Strategy C.1.2, Victims Assistance, may be expended on grants to organizations that make contributions to campaigns for elective office or that endorse candidates.

The Office of the Attorney General shall notify the Legislative Budget Board, Governor and Comptroller at least 30 days prior to the start of a new fiscal year if the revenue sources listed above are insufficient to provide the full appropriations to rape crisis centers or sexual assault nurse examiners program as indicated in this rider for the upcoming fiscal year.

Within 100 days after the close of each fiscal year, the Office of the Attorney General shall submit a report detailing the expenditure of funds appropriated in Strategy C.1.2, Victims Assistance. The report shall include information on the guidelines used to select programs that receive grants, the amount of grants awarded in each of the categories listed above, the amount of expenditures for administration, and audit and oversight activities conducted relating to the victims assistance grants and the programs receiving such grants. The report shall be submitted to the Legislative Budget Board, the Governor, the Senate Finance Committee, and the House Appropriations Committee.

OFFICE OF THE ATTORNEY GENERAL

(Continued)

- 10. Child Support Contractors.** Full-Time-Equivalent (FTE) positions associated with contracted workers in Strategy B.1.1, Child Support Enforcement, and E.1.1, Agency IT Projects, shall be exempt from the provisions in Article IX relating to limiting state agency employment levels.
- 11. Unexpended Balances: Between Fiscal Years within the Biennium.** Any unobligated and unexpended balances as of August 31, 2024, in appropriations made to the Office of the Attorney General are appropriated for the same purpose for the fiscal year beginning September 1, 2024. It is the intent of the Legislature that any unexpended balances in Strategy B.1.1, Child Support Enforcement, shall be used only to enforce child support laws and regulations.
- 12. Transfer Authority.** Notwithstanding limitations on appropriation transfers contained in the General Provisions of this Act, except for Rider 31, Child Support and Administration Transferability, of the Office of the Attorney General, the Office of the Attorney General is authorized to direct agency resources and transfer such amounts appropriated above between appropriation line items.
- 13. Interagency Contract with the Texas Department of Criminal Justice.** Notwithstanding Rider 8, Interagency Contracts for Legal Services, the Office of the Attorney General is appropriated any funds transferred from the Texas Department of Criminal Justice (TDCJ) pursuant to an interagency contract for the Office of the Attorney General to provide legal services to the Texas Department of Criminal Justice.
- 14. Interagency Contract with the Department of Public Safety.** Notwithstanding Rider 8, Interagency Contracts for Legal Services, the Office of the Attorney General is appropriated any funds transferred from the Department of Public Safety pursuant to an interagency contract for the Office of the Attorney General to provide legal services to the Department of Public Safety.
- 15. Interagency Contract with the Texas Department of Transportation.** Notwithstanding Rider 8, Interagency Contracts for Legal Services, included in the amounts appropriated above to the Office of the Attorney General is \$10,000,000 in Interagency Contracts each fiscal year of the 2024-25 biennium to Strategy A.1.1, Legal Services, from the Texas Department of Transportation (TXDOT) pursuant to an interagency contract for the Office of the Attorney General, Transportation Division, to provide legal services to the Texas Department of Transportation.
- 16. Bond Review Fees.** Included in the General Revenue amounts appropriated above for the 2024-25 biennium is \$8,773,794 in Strategy A.1.1, Legal Services, and \$1,388,590 in Strategy D.1.1, Medicaid Investigation, from the deposit of bond review fees as authorized by Government Code, §1202.004.
- 17. Excess Incentive Collections.** In addition to Child Support Retained Collections appropriated above, the Office of the Attorney General is appropriated Child Support Incentive Collections receipts in excess of \$96,225,000 in fiscal year 2024 and \$96,225,000 in fiscal year 2025, to be used in Strategy B.1.1, Child Support Enforcement, and B.1.2, State Disbursement Unit, during the 2024-25 biennium.
- 18. Sex Offender Apprehension.** Out of funds appropriated above, the Office of the Attorney General shall coordinate activities related to sex offender apprehension with the Department of Public Safety, Texas Department of Criminal Justice, the Board of Pardons and Parole, the United States Marshals Service, and any other state or local law enforcement agency in order to maximize resources for the apprehension and arrest of sex offenders.
- 19. Unexpended Balances Carried Forward Between Biennia.** Included in amounts appropriated above are unexpended balances out of Appropriated Receipts as of August 31, 2023, estimated to be \$36,636,604 in Strategy A.1.1, Legal Services, and \$6,800,000 in Strategy B.1.1, Child Support Enforcement, from the collection of attorney fees, investigative costs, and court costs for litigation related expenses.
- 20. State Office of Risk Management.** Included in amounts appropriated above in Strategy F.1.1, Administrative Support for SORM is \$1,063,971 in fiscal year 2024 and \$1,063,971 in fiscal year 2025 in Interagency Contracts from the State Office of Risk Management (SORM) for the administrative support of SORM.

OFFICE OF THE ATTORNEY GENERAL

(Continued)

- 21. Cash Flow Contingency.** Contingent upon the receipt of federal funds in federally funded programs and with prior approval by the Legislative Budget Board, the Office of the Attorney General may temporarily utilize additional General Revenue funds, pending receipt of federal reimbursement, in an amount not to exceed the anticipated reimbursement, in each fiscal year of the biennium. The General Revenue amounts utilized above the General Revenue method of finance shall be utilized only for the purpose of temporary cash flow needs. These transfers and repayments shall be credited to the fiscal year being reimbursed and shall be in accordance with procedures established by the Comptroller of Public Accounts.
- 22. Annual Child Support Service Fee.** Included in amounts appropriated above out of the General Revenue Fund in Strategy B.1.1, Child Support Enforcement, are revenue collected on or after September 1, 2023, by the Office of the Attorney General for assessing a \$35 annual service fee on all non-TANF cases in which \$550 or more has been collected in child support payments, established by Texas Family Code, Chapter 231, and deposited to Revenue Object Code 3618 in the General Revenue Fund, estimated to be \$20,125,000 in fiscal year 2024 and \$20,125,000 in fiscal year 2025. In the event that actual and/or projected revenue collections are insufficient to offset the costs identified by this provision, the Legislative Budget Board may direct the Comptroller of Public Accounts to reduce the appropriation authority provided above to be within the amount of revenue expected to be available.
- 23. Monthly Child Support Processing Fee.** Included in amounts appropriated above out of the General Revenue Fund in Strategy B.1.2, State Disbursement Unit, are revenue collected on or after September 1, 2023, by the Office of the Attorney General for assessing a \$3 monthly processing fee on child support payments processed through the State Disbursement Unit, established by Texas Family Code, Chapter 231, and deposited to Revenue Object Code 3618 in the General Revenue Fund, estimated to be \$1,500,000 in fiscal year 2024 and \$1,500,000 in fiscal year 2025. In the event that actual and/or projected revenue collections are insufficient to offset the costs identified by this provision, the Legislative Budget Board may direct the Comptroller of Public Accounts to reduce the appropriation authority provided above to be within the amount of revenue expected to be available.
- 24. Capital Expenditures Authorized.** Notwithstanding the limitations placed on the expenditure of funds for capital budget items contained in this Act, except for Rider 28, Major Information Resources Project Oversight of the Office of the Attorney General, the Office of the Attorney General is authorized to expend funds appropriated to the agency for the acquisition of capital budget items.
- 25. Outside Legal Counsel Contracts Review Fee.** Included in General Revenue amounts appropriated above for the 2024-25 biennium is \$310,000 in Strategy A.1.1, Legal Services, from the deposit of outside legal counsel review fees as authorized by Texas Government Code, §402.0212.
- 26. Outside Legal Contract Reviews, Reporting Requirement.** Out of funds appropriated above, the Office of the Attorney General shall report annually the number of outside legal contracts reviewed, approved, withdrawn, and disapproved pursuant to Government Code, §402.0212. The report shall include the benefit to the state from the approved outside legal contracts and shall list all outside legal contracts utilized by the Office of the Attorney General during the fiscal year. The Office of the Attorney General shall provide the Legislative Budget Board an annual report regarding outside legal contracts within 60 days after the close of each fiscal year.
- 27. Human Trafficking Prevention Task Force, Reporting Requirement.** Out of funds appropriated above, the Office of the Attorney General shall report the activities of the Human Trafficking Prevention Task Force, as established by Government Code, §402.035. The report shall include information on collaborations with federal, state, and local partners, statistical data on the nature and extent of human trafficking in the state, and recommendations to enhance efforts to prevent human trafficking. The Office of the Attorney General shall provide the report pursuant to Government Code, §402.035(g).
- 28. Major Information Resources Project Oversight.** Out of funds appropriated above the Office of the Attorney General shall provide a project oversight role through the Executive Steering Committee for any major information resources project of the Office of the Attorney General, as defined by Section 2054.003, Government Code, valued over \$25.0 million. The Executive Steering Committee will provide executive-level strategic direction and commitment to any such project. The Attorney General or their designee shall chair the Executive Steering Committee. Membership of the Executive Steering Committee shall include the similar executive level

OFFICE OF THE ATTORNEY GENERAL
(Continued)

representatives, including Chief Financial Officer, Information Resource Manager, technology sponsors, project managers, project contractors, independent verification & validation members, and members of the Quality Assurance Team or their designee.

In addition, the Executive Steering Committee shall report any anticipated cost over-runs and project delays above the amounts identified for these projects above in Rider 2, Capital Budget Rider, to the Legislative Budget Board. Notwithstanding Rider 24, Capital Expenditures Authorized, any cost over-runs shall be paid from amounts appropriated above out of Appropriated Receipts.

Another Method of Finance may not be expended on this project for cost over-runs without prior written approval from the Legislative Budget Board. Additional information requested from the Legislative Budget Board related to this approval shall be provided in a timely manner and shall be prepared in a format specified by the Legislative Budget Board. A written request submitted to the Legislative Budget Board shall be considered disapproved unless the Legislative Budget Board issues a written approval within 30 business days of the date on which the Legislative Budget Board receives the request.

- 29. FTE Expenditure Limitation.** Funds appropriated above to the Office of the Attorney General in Strategy B.1.1, Child Support Enforcement, may only be used for FTE positions and costs associated with child support operations. Funds appropriated above to Strategy B.1.2, State Disbursement Unit, may only be used for the disbursement vendor contract costs and other associated costs specific to the State Disbursement Unit. Limitations of this rider does not prevent the transfer of funds between Strategy B.1.1, Child Support Enforcement and B.1.2, State Disbursement Unit as necessary for child support operations.
- 30. Human Trafficking Prevention.** Out of funds appropriated above for the Office of the Attorney General in Strategy A.1.1, Legal Services, \$2,793,255 in General Revenue, \$311,292 in Appropriated Receipts, and 33.0 FTEs in each fiscal year of the 2024-25 biennium shall be used for operations of the Human Trafficking Section.
- 31. Child Support and Administration Transferability.** The Office of the Attorney General may not transfer any funds into Goal B: Enforce Child Support Laws, or Goal E: General Administration, without prior written approval from the Legislative Budget Board. A written request submitted to the Legislative Budget Board shall be considered disapproved unless the Legislative Budget Board issues a written approval within 30 business days of the date on which the Legislative Budget Board receives the request.
- 32. Denial of Legal Representation.** The Office of the Attorney General must notify the Legislative Budget Board of its denial of a state agency's request for representation in litigation within 48 hours of informing the client agency. The notification shall include a brief written statement that specifies the legal reasoning as to why the state agency's request was denied. The Legislative Budget Board must promptly inform the Lieutenant Governor, Speaker of the House of Representatives, the Senate Finance Committee and the House Appropriations Committee of the Office of the Attorney General's submitted notification.
- 33. Report on Certain Litigation.** It is the intent of the legislature that the Office of the Attorney General submit a report not later than December 31, 2024, to the House Committee on Appropriations and the Senate Committee on Finance concerning the amount of money spent during the previous two fiscal years on litigation related to the enforcement of the Election Code.
- 34. Child Support Enforcement Salary Limitation.**
- (a) The maximum amount the Office of the Attorney General (OAG) may expend in Strategy B.1.1, Child Support Enforcement, for salary increases in and promotions to classified positions during a fiscal year may not exceed, without the written approval of the Legislative Budget Board (LBB), the amount computed by multiplying the total amount spent by the agency in the same strategy in the preceding fiscal year for classified salaries times 2.0 percent.
 - (b) The maximum amount that may be spent for salary increases in and promotions to classified positions shall be computed separately for each fiscal year. Salary increases and promotions awarded in the first fiscal year of a biennium do not count against the maximum amount that may be spent for those increases in the second fiscal year of that biennium.

OFFICE OF THE ATTORNEY GENERAL
(Continued)

- (c) Money spent to pay a salary increase for an employee who is promoted to a classified position title counts against the limitation prescribed by this rider only if, as a result of the promotion, the number of agency employees in that position title exceeds the maximum number of agency employees who have been in that position title at any time during the preceding six-month period.
- (d) A request to exceed the limitation prescribed by this rider must be submitted by the Attorney General or the Attorney General's designee and must include at least:
 - (1) the date on which the Attorney General or the Attorney General's designee approved the request;
 - (2) a statement justifying the need to exceed the limitation; and
 - (3) the source of funds to be used to pay the salary increases.
- (e) The request shall be considered approved unless the Legislative Budget Board issues a written disapproval within 30 business days of the date on which the staff of the Legislative Budget Board concludes its review of the request and forwards its review to the Chair of the House Appropriations Committee, the Chair of the Senate Finance Committee, the Speaker of the House, and the Lieutenant Governor.
- (f) The comptroller shall prescribe accounting and reporting procedures necessary to ensure that the amount spent for salary increases and promotions does not exceed the limitations established by this rider.
- (g) Salary increases made in Rider 40, Targeted Salary Increases for Attorneys, and Article IX of this Act shall be excluded from computations made to determine the applicability of the approval requirements specified in this rider.

35. Report on Use of Public Information Act Exceptions. Out of funds appropriated above, the Office of the Attorney General shall annually submit a report to the Legislature no later than December 31 of each year on the number of Open Records Division rulings issued during that calendar year permitting the withholding of information under Texas Government Code § 552.108(a)(2) or (b)(2). The report shall include the attorney general's file identification number or opinion identification number, date of each ruling, and the name of the agency or other governmental body that sought the ruling.

36. Legal Services Transferability and Reporting. Notwithstanding Article IX, Section 14.01, Appropriation Transfers, and Rider 12, Transfer Authority, the Office of the Attorney General may not transfer any funds into or out of Strategy A.1.1, Legal Services, without receiving prior written approval from the Legislative Budget Board. Transfers related to indirect cost funding, as indicated in the agency's indirect cost rate plan, moved from other strategies into Strategy A.1.1, Legal Services, are exempted from this approval process.

The Office of the Attorney General shall submit a report to the Legislative Budget Board no later than 30 days after the close of each fiscal quarter which details the status of full-time-equivalent (FTE) positions included in Strategy A.1.1, Legal Services. The report shall include the following information by position classification, and additionally aggregated, for the previous fiscal quarter:

- (a) Number of FTE positions budgeted;
- (b) Number of FTE positions filled;
- (c) Number of FTE positions vacant and posted with the intention of filling; and
- (d) Any additional information requested by staff of the Legislative Budget Board.

37. Federal Forfeitures. Included in amounts appropriated above in Strategy A.1.1, Legal Services, are any unexpended and unobligated balances of federal forfeitures remaining as of August 31, 2023 (estimated to be \$100,000 in Federal Funds). Pursuant to Article IX, Section 13.01, all Federal Funds in the form of federal forfeitures in excess of amounts appropriated (estimated to be \$0) are appropriated to the Office of the Attorney General to be used for purposes specified by the relevant equitable sharing agreements. Pursuant to Article IX, Section 13.08, Unexpended

OFFICE OF THE ATTORNEY GENERAL
(Continued)

Balances, any balance of Federal Funds in the form of federal forfeitures that are unexpended as of August 31, 2024, are appropriated for use in the fiscal year beginning September 1, 2024, for the same purposes.

- 38. Contingency for Legislation Relating to Sexually Oriented Business Fee.**⁷ Contingent on enactment of legislation requiring the legislature to set the fee on certain sexually oriented businesses in the General Appropriations Act, by the Eighty-eighth Legislature, the fee required for entry by each customer admitted to a sexually oriented business, pursuant to the Business and Commerce Code, Chapter 102, as amended by the legislation, shall be equal to \$5.
- 39. Data Intelligence Solutions Portal IT Project.** Out of amounts appropriated above to the Office of the Attorney General in Strategy A.1.1, Legal Services, and notwithstanding the provisions of Article IX, Section 14.03 Transfers - Capital Budget, the Office of the Attorney General may implement a data intelligence solutions system project within the Criminal Investigations Division.
- 40. Targeted Salary Increases for Attorneys.** Included in appropriations above is \$5,967,506 in General Revenue and \$32,494 in General Revenue-Dedicated Compensation to Victims of Crime Account No. 0469 in each fiscal year of the biennium for salary increases to the following job classification titles:
- a. Assistant Attorney General I;
 - b. Assistant Attorney General II;
 - c. Assistant Attorney General III;
 - d. Assistant Attorney General IV; and
 - e. Assistant Attorney General V.

Appropriations related to this provision are allocated across strategies, as follows:

- a. A.1.1, Legal Services: \$4,681,283 in each fiscal year of the biennium;
 - b. B.1.1, Child Support Enforcement: \$1,251,088 in each fiscal year of the biennium;
 - c. C.1.1, Crime Victims' Compensation: \$32,494 in each fiscal year of the biennium;
 - d. C.1.2, Victims Assistance: \$916 in each fiscal year of the biennium; and
 - e. D.1.1, Medicaid Investigations: \$34,219 in each fiscal year of the biennium.
- 41. Assistant Attorney General Salary Increase Notification.** The Office of the Attorney General shall notify the Legislative Budget Board of any salary increases provided to the job classification titles:
- a. Assistant Attorney General VI;
 - b. Assistant Attorney General VII;
 - c. Deputy Attorney General; and
 - d. First Assistant Attorney General.

Each notification shall include the previous salary, new salary, and incremental change in salary amount.

- 42. Chapter 554, Government Code Implementation.** Notwithstanding any other provisions of this Act, other than Article IX, Section 16.04, Judgments and Settlements, Subsection (b)(3), the Office of the Attorney General is prohibited from expending any monies appropriated by this Act for the purpose of making or facilitating a payment regarding any settlement or judgment relating to a lawsuit or claim filed pursuant to Government Code, Chapter 554, against the Attorney General.
- 43. Appropriation for Outside Legal Counsel and Litigation Services.** Included in amounts appropriated above are unexpended and unobligated balances remaining as of August 31, 2023, estimated to be \$19,882,318 in General Revenue in fiscal year 2024 in Strategy A.1.1, Legal Services, for pending litigation in State of Texas vs. Google, LLC, Civil Action No 4:20cv957, and any related litigation brought by the Office of the Attorney General against Google, LLC and any related parent companies or subsidiaries for deceptive trade practices, violation of antitrust laws, and other related claims. This appropriation shall be limited to funding ongoing or incurred litigation expenses in the above-referenced litigation including expert services, litigation costs, and payments to outside counsel. Payments to outside counsel would only be made as (1) permitted by

OFFICE OF THE ATTORNEY GENERAL
(Continued)

the operative contract between outside counsel and the Office of the Attorney General (OAG), and (2) per the contract’s terms, outside counsel’s potential contingent fee recovery is reduced upon the Legislature’s appropriation of the amount specified by this provision.

Contingent upon the final resolution of the OAG's litigation against Google, LLC and any related parent companies or subsidiaries, the OAG shall follow the process outlined in Chapter 2254 of the Government Code to pay outside counsel, which bases the contingent fee on a multiple of actual hours worked on the case not to exceed the negotiated percentage of total recovery. The outside counsel contingency fee contracts shall not exceed the calculated hourly rate established by Chapter 2254 of the Government Code and shall be payable upon conclusion of the litigation. At least semi-annually or more often upon request of the Legislative Budget Board, the OAG shall submit to the Legislative Budget Board, the Senate Finance Committee, the House Appropriations Committee, and the Governor a report that lists the expenditures related to expert witnesses, billable hours for outside counsel and the amount of appropriated funds disbursed for the litigation expenses. Upon conclusion of the litigation, a final report shall be submitted to the Legislative Budget Board, the Senate Finance Committee, the House Appropriations Committee, Governor, and the Comptroller.

Any unexpended balances remaining as of August 31, 2024 in the appropriation made herein are appropriated for the fiscal year beginning September 1, 2024. Any part of this appropriation that is not necessary for that purpose described above shall be lapsed by the agency at the end of the biennium.

¹ Incorporates Article IX, Section 18.02, of this Act, due to enactment of HB 4, 88th Legislature, Regular Session, relating to the regulation of the collection, use, processing, and treatment of consumers’ personal data by certain business entities, resulting in increases of \$5,269,057 in FY 2024 and \$1,644,817 in FY 2025 out of General Revenue Funds and increases of 12.0 FTEs in each fiscal year of the biennium. Performance Measures and the Capital Budget are adjusted accordingly.

² Incorporates Article IX, Section 18.03, of this Act, due to enactment of SB 1133, 88th Legislature, Regular Session, relating to a program to compensate landowners for property damage caused by certain criminal activities, resulting in increases of \$18,000,000 out of General Revenue Funds and 10.0 FTEs each fiscal year of the biennium.

³ Incorporates Article IX, Section 18.07, of this Act, due to enactment of HB 90, 88th Legislature, Regular Session, relating to benefits for certain members of the Texas military forces and survivors of members of the Texas military forces, resulting in an increase of \$2,000,000 in FY 2024 out of General Revenue – Dedicated Compensation to Victims of Crime Account No. 469.

⁴ Incorporates Article IX, Section 18.41, of this Act, due to enactment of SB 49, 88th Legislature, Regular Session, relating to crime victims’ compensation, resulting in increases of \$1,256,635 in FY 2024 and \$1,671,555 in FY 2025 out of General Revenue – Dedicated Compensation to Victims of Crime Account No. 469 and 4.0 FTEs each fiscal year of the biennium. Performance Measures are adjusted accordingly.

⁵ Incorporates Article IX, Section 18.58, of this Act, due to enactment of SB 1401, 88th Legislature, Regular Session, relating to the rights of victims of sexual assault and to certain procedures and reimbursements occurring with respect to a sexual assault or other sex offense, resulting in increases of \$1,440,071 in FY 2024 and \$1,263,196 in FY 2025 out of General Revenue – Dedicated Compensation to Victims of Crime Account No. 469. Performance Measures are adjusted accordingly.

⁶ Incorporates adjustments to Performance Measures based on funding levels.

⁷ Relevant legislation failed to become law.

BOND REVIEW BOARD

	For the Years Ending	
	August 31, 2024	August 31, 2025
Method of Financing:		
General Revenue Fund	\$ 1,383,083	\$ 1,299,239
Total, Method of Financing	\$ 1,383,083	\$ 1,299,239

This bill pattern represents an estimated 100% of this agency's estimated total available funds for the biennium.

Number of Full-Time-Equivalents (FTE):	11.0	11.0
---	------	------

BOND REVIEW BOARD
(Continued)

Schedule of Exempt Positions:

Executive Director, Group 4	\$152,306	\$156,742
-----------------------------	-----------	-----------

Items of Appropriation:

A. Goal: PROTECT TEXAS BOND RATING

Issue Texas' Bonds Cost Effectively Using Sound Debt Mgmt. Policies.

A.1.1. Strategy: REVIEW BOND ISSUES Review Bond Issues to Assure Legality and Other Provisions.	\$ 253,312	\$ 227,200
A.1.2. Strategy: STATE BOND DEBT Report to the Legislature on Debt Obligation and Policy Alternatives.	255,441	229,671

Total, Goal A: PROTECT TEXAS BOND RATING	\$ 508,753	\$ 456,871
---	------------	------------

B. Goal: LOCAL BOND DEBT

Ensure That Public Officials Have Current Info on Debt Management.

B.1.1. Strategy: ANALYZE LOCAL BOND DEBT Analyze Data on Local Government Finance and Debt Management.	\$ 589,542	\$ 540,970
--	------------	------------

C. Goal: PRIVATE ACTIVITY BONDS

Equitably Administer the Private Activity Bond Allocation for Texas.

C.1.1. Strategy: ADMINISTER PRIVATE ACTIVITY BONDS Effectively Administer the Private Activity Bond Allocation Program.	\$ 243,423	\$ 217,312
---	------------	------------

D. Goal: SALARY ADJUSTMENTS

D.1.1. Strategy: SALARY ADJUSTMENTS	\$ 41,365	\$ 84,086
--	-----------	-----------

Grand Total, BOND REVIEW BOARD	\$ 1,383,083	\$ 1,299,239
---------------------------------------	--------------	--------------

Object-of-Expense Informational Listing:

Salaries and Wages	\$ 893,227	\$ 974,384
Other Personnel Costs	10,000	10,000
Professional Fees and Services	394,000	229,000
Consumable Supplies	1,000	1,000
Utilities	400	400
Travel	4,000	4,000
Rent - Building	500	500
Rent - Machine and Other	2,000	2,000
Other Operating Expense	77,956	77,955

Total, Object-of-Expense Informational Listing	\$ 1,383,083	\$ 1,299,239
---	--------------	--------------

Estimated Allocations for Employee Benefits and Debt Service Appropriations Made Elsewhere in this Act:

Employee Benefits

Retirement	\$ 80,968	\$ 88,767
Group Insurance	148,839	153,023
Social Security	67,010	73,305

Total, Estimated Allocations for Employee Benefits and Debt Service Appropriations Made Elsewhere in this Act	\$ 296,817	\$ 315,095
--	------------	------------

1. Performance Measure Targets. The following is a listing of the key performance target levels for the Bond Review Board. It is the intent of the Legislature that appropriations made by this Act be utilized in the most efficient and effective manner possible to achieve the intended mission of the Bond Review Board. In order to achieve the objectives and service standards established by this Act, the Bond Review Board shall make every effort to attain the following designated key performance target levels associated with each item of appropriation.

BOND REVIEW BOARD
(Continued)

	<u>2024</u>	<u>2025</u>
A. Goal: PROTECT TEXAS BOND RATING		
A.1.1. Strategy: REVIEW BOND ISSUES		
Output (Volume):		
Number of State Bond Issues and Lease-purchase Projects Reviewed	30	30
A.1.2. Strategy: STATE BOND DEBT		
Output (Volume):		
Number of Responses to Debt Information Requests	110	110
B. Goal: LOCAL BOND DEBT		
B.1.1. Strategy: ANALYZE LOCAL BOND DEBT		
Output (Volume):		
Number of Local Government Financings Analyzed	1,700	1,700
C. Goal: PRIVATE ACTIVITY BONDS		
C.1.1. Strategy: ADMINISTER PRIVATE ACTIVITY BONDS		
Output (Volume):		
Number of Applications Reviewed	125	125

2. Capital Budget. None of the funds appropriated above may be expended for capital budget items except as listed below. The amounts shown below shall be expended only for the purposes shown and are not available for expenditure for other purposes.

	<u>2024</u>	<u>2025</u>
a. Acquisition of Information Resource Technologies		
(1) Website Upgrade to include a Data Entry Portal	\$ 385,000	\$ 220,000
Total, Capital Budget	<u>\$ 385,000</u>	<u>\$ 220,000</u>
Method of Financing (Capital Budget):		
General Revenue Fund	\$ 385,000	\$ 220,000
Total, Method of Financing	<u>\$ 385,000</u>	<u>\$ 220,000</u>

3. Unexpended Balances: Between Fiscal Years within the Biennium. Any unobligated and unexpended balances as of August 31, 2024, in the appropriations made to the Bond Review Board are appropriated for the same purpose for the fiscal year beginning September 1, 2024.

CANCER PREVENTION AND RESEARCH INSTITUTE OF TEXAS

	For the Years Ending	
	August 31, 2024	August 31, 2025
Method of Financing:		
<u>Other Funds</u>		
Appropriated Receipts	\$ 40,000	\$ 40,000
Bond Proceeds - General Obligation Bonds	300,000,000	300,000,000
License Plate Trust Fund Account No. 0802, estimated	<u>11,000</u>	<u>11,000</u>
Subtotal, Other Funds	<u>\$ 300,051,000</u>	<u>\$ 300,051,000</u>
Total, Method of Financing	<u>\$ 300,051,000</u>	<u>\$ 300,051,000</u>

This bill pattern represents an estimated 100% of this agency's estimated total available funds for the biennium.

Number of Full-Time-Equivalents (FTE):	44.0	44.0
Schedule of Exempt Positions:		
Chief Executive Officer, Group 9	\$282,277	\$282,277
Chief Scientific Officer	639,300	671,300

CANCER PREVENTION AND RESEARCH INSTITUTE OF TEXAS
(Continued)

Items of Appropriation:

A. Goal: CANCER RESEARCH AND PREVENTION SVCS
Create and Expedite Innovation in Cancer Research and
Prevention Servs.

A.1.1. Strategy: AWARD CANCER RESEARCH GRANTS	\$ 251,369,432	\$ 251,369,432
A.1.2. Strategy: AWARD CANCER PREVENTION GRANTS	27,489,429	27,297,961
A.1.3. Strategy: GRANT REVIEW AND AWARD OPERATIONS	<u>16,098,895</u>	<u>16,098,895</u>

Total, Goal A: CANCER RESEARCH AND PREVENTION SVCS	\$ 294,957,756	\$ 294,766,288
--	----------------	----------------

B. Goal: INDIRECT ADMINISTRATION

B.1.1. Strategy: INDIRECT ADMINISTRATION	\$ 4,910,893	\$ 4,910,893
---	--------------	--------------

C. Goal: SALARY ADJUSTMENTS

C.1.1. Strategy: SALARY ADJUSTMENTS	<u>\$ 182,351</u>	<u>\$ 373,819</u>
--	-------------------	-------------------

Grand Total, CANCER PREVENTION AND RESEARCH INSTITUTE OF TEXAS	<u>\$ 300,051,000</u>	<u>\$ 300,051,000</u>
---	-----------------------	-----------------------

Object-of-Expense Informational Listing:

Salaries and Wages	\$ 5,535,649	\$ 5,727,117
Other Personnel Costs	83,785	83,785
Professional Fees and Services	14,228,035	14,228,035
Consumable Supplies	24,000	24,000
Utilities	70,600	70,600
Travel	90,000	90,000
Rent - Building	11,000	11,000
Rent - Machine and Other	32,172	32,172
Other Operating Expense	1,116,898	1,116,898
Grants	<u>278,858,861</u>	<u>278,667,393</u>

Total, Object-of-Expense Informational Listing	<u>\$ 300,051,000</u>	<u>\$ 300,051,000</u>
---	-----------------------	-----------------------

**Estimated Allocations for Employee Benefits and Debt
Service Appropriations Made Elsewhere in this Act:**

Employee Benefits

Retirement	\$ 379,083	\$ 399,792
Group Insurance	236,231	239,333
Social Security	299,913	316,546
Benefits Replacement	<u>3,239</u>	<u>2,588</u>

Subtotal, Employee Benefits	\$ 918,466	\$ 958,259
-----------------------------	------------	------------

Debt Service

TPFA GO Bond Debt Service	<u>\$ 216,115,117</u>	<u>\$ 244,103,985</u>
---------------------------	-----------------------	-----------------------

Total, Estimated Allocations for Employee Benefits and Debt Service Appropriations Made Elsewhere in this Act	<u>\$ 217,033,583</u>	<u>\$ 245,062,244</u>
--	-----------------------	-----------------------

1. Performance Measure Targets. The following is a listing of the key performance target levels for the Cancer Prevention and Research Institute of Texas. It is the intent of the Legislature that appropriations made by this Act be utilized in the most efficient and effective manner possible to achieve the intended mission of the Cancer Prevention and Research Institute of Texas. In order to achieve the objectives and service standards established by this Act, the Cancer Prevention and Research Institute of Texas shall make every effort to attain the following designated key performance target levels associated with each item of appropriation.

	<u>2024</u>	<u>2025</u>
A. Goal: CANCER RESEARCH AND PREVENTION SVCS		
A.1.1. Strategy: AWARD CANCER RESEARCH GRANTS		
Output (Volume):		
Number of Entities Relocating to Texas for Cancer-Research Related Projects	3	3
Explanatory:		
Number of Published Articles on CPRIT-Funded Research Projects	1,000	1,000
Number of New Jobs Created and Maintained	3,000	3,000

CANCER PREVENTION AND RESEARCH INSTITUTE OF TEXAS
(Continued)

A.1.2. Strategy: AWARD CANCER PREVENTION GRANTS

Output (Volume):

Number of Cancer Prevention and Control Services Provided by Institute Funded Grants	750,000	750,000
Explanatory:		
Annual Age-adjusted Cancer Mortality Rate	138	135

2. Reimbursement of Advisory Committees. Out of funds appropriated above, reimbursement of travel costs shall be in accordance with provisions of this Act related to the per diem of Advisory Committee Members. Additionally, the Cancer Prevention and Research Institute of Texas may provide an honorarium to members of the Scientific Research and Prevention Programs Committees as authorized in Health and Safety Code, Chapter 102 and in accordance with Government Code, Chapter 2110.

To the maximum extent possible, the Cancer Prevention and Research Institute shall encourage the use of videoconferencing and teleconferencing.

3. Transfer Authority. The Cancer Prevention and Research Institute of Texas shall notify the Legislative Budget Board and the Governor of all appropriation transfers allowed under Article IX, Section 14.01, Appropriation Transfers.

4. Transfer to Department of State Health Services for the Cancer Registry. Out of amounts appropriated above out of General Obligation Bond Proceeds to the Cancer Prevention and Research Institute of Texas is \$3,118,032 out of General Obligation Bond Proceeds each fiscal year of the 2024-25 biennium which shall be transferred to the Department of State Health Services in Strategy A.1.3, Health Registries, for administration of the Cancer Registry in accordance with the Texas Constitution, Article III, Section 67 and Health and Safety Code, Chapter 102.

5. Quarterly Financial Report. The Cancer Prevention and Research Institute of Texas shall submit the following information, to the Legislative Budget Board and the Governor, in a format specified by the Legislative Budget Board, and make available to the public on a quarterly basis:

- a. Information on appropriated, budgeted, expended and projected funds, by strategy and method of finance;
- b. Narrative explanations of significant budget adjustments, ongoing budget issues, and other information as appropriate;
- c. Collections, expenditures, and balances for revenues generated by the Institute as of the last day of the prior month; and
- d. Any other information requested by the Legislative Budget Board or the Governor.

6. Limitation on Expenditure for Contracts. Without the prior approval of the Legislative Budget Board, the Cancer Prevention and Research Institute of Texas shall not expend funds appropriated above to enter into any contract, including contract renewals, extensions, and increases and excluding grant awards under Health and Safety Code Chapter 102, Subchapter F, in excess of \$1,000,000. Information requested by the Legislative Budget Board related to this request shall be provided in a timely manner and shall be prepared in a format specified by the Legislative Budget Board. The written request must be submitted to the Legislative Budget Board no later than 45 days prior to the date the contract is expected to be needed by the agency.

The request shall be considered approved unless the Legislative Budget Board issues a written disapproval within 30 business days of the date on which the staff of the Legislative Budget Board concludes its review of the contract request and forwards its review to the Chair of the House Appropriations Committee, the Chair of the Senate Finance Committee, the Speaker of the House, and Lieutenant Governor.

7. Unexpended Balances Within the Biennium. Any unexpended balances remaining as of August 31, 2024, in the appropriations made above are appropriated for the fiscal year beginning September 1, 2024.

CANCER PREVENTION AND RESEARCH INSTITUTE OF TEXAS
(Continued)

The Cancer Prevention and Research Institute of Texas shall report the amount of unexpended balances remaining as of August 31, 2024, and carried forward into the fiscal year beginning September 1, 2024, to the Legislative Budget Board no later than 30 days after the end of the fiscal year.

8. Unexpended Balances Between Biennia. Included in amounts appropriated above are any unexpended balances out of General Obligation Bond Proceeds (estimated to be \$0) remaining as of August 31, 2023, in appropriations made to the Cancer Prevention and Research Institute of Texas and re-appropriated for the same purpose for the biennium beginning September 1, 2023. In addition to the amounts appropriated herein and above, all amounts previously appropriated to the Cancer Prevention and Research Institute of Texas out of General Obligation Bond Proceeds and awarded, obligated, or otherwise encumbered but not previously expended are appropriated for the same purpose for the biennium beginning September 1, 2023.

The Cancer Prevention and Research Institute of Texas shall report the amount of encumbered but unexpended balances remaining as of August 31, 2023, and carried forward into the fiscal year beginning September 1, 2023, to the Legislative Budget Board no later than 30 days after the end of the fiscal year.

COMPTROLLER OF PUBLIC ACCOUNTS

	For the Years Ending	
	August 31, 2024	August 31, 2025
Method of Financing:		
General Revenue Fund ^{1, 2, 3}	\$ 351,636,742	\$ 365,926,265
<u>Other Funds</u>		
Appropriated Receipts	\$ 1,075,000	\$ 1,075,000
Interagency Contracts	847,910	847,910
Subtotal, Other Funds	\$ 1,922,910	\$ 1,922,910
Total, Method of Financing	\$ 353,559,652	\$ 367,849,175
 This bill pattern represents an estimated 100% of this agency's estimated total available funds for the biennium.		
Number of Full-Time-Equivalents (FTE):³	2,958.3	2,966.3
Schedule of Exempt Positions:		
Comptroller of Public Accounts, Group 6	\$153,750	\$153,750
Items of Appropriation:		
A. Goal: COMPLIANCE WITH TAX LAWS		
To Improve Voluntary Compliance with Tax Laws.		
A.1.1. Strategy: ONGOING AUDIT ACTIVITIES	\$ 102,284,375	\$ 102,284,375
Maintain an Ongoing Program of Audit and Verification Activities.		
A.2.1. Strategy: TAX LAWS COMPLIANCE¹	46,341,976	46,341,976
Improve Compliance with Tax Laws through Contact & Collection Program.		
A.3.1. Strategy: TAXPAYER INFORMATION²	20,127,621	18,975,621
Provide Information to Taxpayers, Government Officials and the Public.		
A.4.1. Strategy: TAX HEARINGS	11,993,465	11,993,465
Provide Tax Hearings/Represent the Agency/Provide Legal Counsel.		
Total, Goal A: COMPLIANCE WITH TAX LAWS	\$ 180,747,437	\$ 179,595,437

COMPTROLLER OF PUBLIC ACCOUNTS
(Continued)

B. Goal: MANAGE FISCAL AFFAIRS

To Efficiently Manage the State's Fiscal Affairs.

B.1.1. Strategy: ACCOUNTING/REPORTING Proj Receipts/Disbursements; Complete Accounting/Reporting Resps.	\$ 29,894,742	\$ 29,894,742
B.1.2. Strategy: CAPPS IMPLEMENTATION Implement a Statewide Enterprise Resource Planning System.	55,090,566	59,807,856
B.2.1. Strategy: PROPERTY TAX PROGRAM ³ Conduct Property Value Study; Provide Assistance; Review Methods.	17,266,066	16,988,111
B.3.1. Strategy: TREASURY OPERATIONS Ensure State's Assets, Cash Receipts, and Warrants are Prop Secured.	6,070,200	6,070,200
B.4.1. Strategy: PROCUREMENT AND SUPPORT SERVICES Provide Statewide Procurement and Support Services.	7,399,103	7,399,103
B.5.1. Strategy: UNCLAIMED PROPERTY SECURITIES MGMT Unclaimed Property Securities Management.	<u>0</u>	<u>600,000</u>

Total, Goal B: MANAGE FISCAL AFFAIRS	\$ 115,720,677	\$ 120,760,012
---	----------------	----------------

C. Goal: MANAGE STATE REVENUE

Manage the Receipt and Disbursement of State Revenue.

C.1.1. Strategy: REVENUE & TAX PROCESSING Improve Tax/Voucher Data Processing, Tax Collection & Disbursements.	\$ 47,042,203	\$ 47,042,203
---	---------------	---------------

D. Goal: SALARY ADJUSTMENTS

D.1.1. Strategy: SALARY ADJUSTMENTS	<u>\$ 10,049,335</u>	<u>\$ 20,451,523</u>
--	----------------------	----------------------

Grand Total, COMPTROLLER OF PUBLIC ACCOUNTS	<u>\$ 353,559,652</u>	<u>\$ 367,849,175</u>
--	-----------------------	-----------------------

Object-of-Expense Informational Listing:

Salaries and Wages	\$ 195,916,709	\$ 206,874,800
Other Personnel Costs	6,965,195	6,965,195
Professional Fees and Services	90,685,322	94,016,754
Fuels and Lubricants	12,750	12,750
Consumable Supplies	955,947	955,947
Utilities	3,762,127	3,762,127
Travel	3,779,999	3,779,999
Rent - Building	6,171,747	6,171,747
Rent - Machine and Other	9,562,765	9,562,765
Other Operating Expense	<u>35,747,091</u>	<u>35,747,091</u>

Total, Object-of-Expense Informational Listing	<u>\$ 353,559,652</u>	<u>\$ 367,849,175</u>
---	-----------------------	-----------------------

Estimated Allocations for Employee Benefits and Debt Service Appropriations Made Elsewhere in this Act:

Employee Benefits

Retirement	\$ 17,487,851	\$ 18,586,572
Group Insurance	39,940,201	41,086,273
Social Security	14,598,846	15,487,583
Benefits Replacement	<u>111,180</u>	<u>88,833</u>

Total, Estimated Allocations for Employee Benefits and Debt Service Appropriations Made Elsewhere in this Act	<u>\$ 72,138,078</u>	<u>\$ 75,249,261</u>
--	----------------------	----------------------

1. Performance Measure Targets. The following is a listing of the key performance target levels for the Comptroller of Public Accounts. It is the intent of the Legislature that appropriations made by this Act be utilized in the most efficient and effective manner possible to achieve the intended mission of the Comptroller of Public Accounts. In order to achieve the objectives and service standards established by this Act, the Comptroller of Public Accounts shall make every effort to attain the following designated key performance target levels associated with each item of appropriation.

COMPTROLLER OF PUBLIC ACCOUNTS
(Continued)

	<u>2024</u>	<u>2025</u>
A. Goal: COMPLIANCE WITH TAX LAWS		
Outcome (Results/Impact):		
Percent Accuracy Rate of Reported Amounts on Original Audits	97%	97%
Average Monthly Delinquent and Other Account Closure Rate per Enforcement Collector	310	310
A.1.1. Strategy: ONGOING AUDIT ACTIVITIES		
Output (Volume):		
Number of Audits and Verifications Conducted	13,000	13,000
Efficiencies:		
Average Dollars Assessed to Dollar Cost	35	35
A.2.1. Strategy: TAX LAWS COMPLIANCE		
Efficiencies:		
Delinquent Taxes Collected Per Collection-related Dollar Expended	62	62
A.3.1. Strategy: TAXPAYER INFORMATION		
Output (Volume):		
Total Number of Responses Issued by Tax Policy	5,000	5,000
Efficiencies:		
Percent of Responses Issued by Tax Policy within 7 Working Days	93%	93%
B. Goal: MANAGE FISCAL AFFAIRS		
Outcome (Results/Impact):		
Percentage of Scheduled Independent School Districts' Total Value in Which PTAD Met the Target Margin of Error	95%	95%
Percentage of Funds Processed Electronically	99%	99%
B.2.1. Strategy: PROPERTY TAX PROGRAM		
Output (Volume):		
Number of Properties Included in the School District Property Value Study	115,000	115,000
B.3.1. Strategy: TREASURY OPERATIONS		
Explanatory:		
Number of Days Required to Provide the Quarterly Updates to the Bond Appendix	12	12
B.4.1. Strategy: PROCUREMENT AND SUPPORT SERVICES		
Output (Volume):		
Number of Historically Underutilized Business Field Audits Conducted	700	700
Number of Historically Underutilized Business Desk Audits Conducted	2,700	2,700
C. Goal: MANAGE STATE REVENUE		
Outcome (Results/Impact):		
Time Taken to Return Tax Allocations to Local Jurisdictions (Days)	22	22
C.1.1. Strategy: REVENUE & TAX PROCESSING		
Output (Volume):		
Number of Tax Returns Processed	7,400,000	7,650,000
Efficiencies:		
Average Number of Hours to Deposit Receipts	10	10

2. Capital Budget. Funds appropriated above may be expended for capital budget items listed below. The amounts identified for each item may be adjusted or expended on other capital expenditures, subject to the aggregate dollar restrictions on capital budget expenditures provided in the general provisions of this Act.

	<u>2024</u>	<u>2025</u>
a. Acquisition of Information Resource Technologies		
(1) Daily Operations - Capital	\$ 11,798,585	\$ 11,798,585
b. Data Center/Shared Technology Services		
(1) Data Center Consolidation - Disaster Recovery Services	\$ 1,363,749	\$ 1,366,489
c. Centralized Accounting and Payroll/Personnel System (CAPPS)		
(1) ProjectONE/Centralized Accounting and Payroll/Personnel System (CAPPS)	\$ 48,414,816	\$ 48,414,816

COMPTROLLER OF PUBLIC ACCOUNTS
(Continued)

d. Legacy Modernization			
(1) Replace USAS and TINS	\$	6,675,750	\$ 11,393,040
Total, Capital Budget	\$	68,252,900	72,972,930
Method of Financing (Capital Budget):			
General Revenue Fund	\$	68,252,900	72,972,930
Total, Method of Financing	\$	68,252,900	72,972,930

- 3. Appropriation of Receipts.** The Comptroller is hereby authorized to transfer appropriated funds and cash from the state agencies' funds and accounts to the Comptroller's Office to reimburse for the cost of mailing warrants and consolidating payments across agency and fund lines, making electronic transfers and data transmissions to financial institutions, vendors, and associated activities. These, and all sums received in refund of postage, insurance, and shipping costs for the cigarette stamp program, are hereby appropriated to the Comptroller's Office.
- 4. Employee Incentive Rider.** In addition to the existing authority and amounts related to employee compensation and benefits, the Comptroller of Public Accounts may expend amounts necessary from funds appropriated for the 2024-25 biennium for the purposes of enhancing compensation, providing incentives, or paying associated expenses for high performing employees within the Comptroller's Office.
- 5. Capital Expenditures Authorized.** Notwithstanding the limitations placed on the expenditure of funds for capital budget items contained in this Act, the Comptroller of Public Accounts is hereby authorized to expend funds appropriated to the Comptroller of Public Accounts for the acquisition of capital budget items.
- 6. Transfer Authority.** Notwithstanding limitations on appropriation transfers contained in the General Provisions of this Act, the Comptroller of Public Accounts is hereby authorized to direct agency resources and transfer such amounts appropriated above between appropriation line items.
- 7. Unexpended Balances Carried Forward Between Biennia.** All unobligated and unexpended balances appropriated and/or allocated to the Comptroller of Public Accounts from the 2022-23 biennium due to efficiencies or other cost savings of the Comptroller are hereby appropriated for the 2024-25 biennium. The appropriations herein are for ensuring the continuation of high priority programs within the Comptroller's Office.
- 8. Appropriation of Unclaimed Property Handling Fees.** Included in the amounts appropriated above to the Comptroller of Public Accounts in Strategy C.1.1, Revenue and Tax Processing, is an amount not to exceed \$1,000,000 out of the General Revenue Fund in each fiscal year of the biennium from Unclaimed Property handling fees, collected pursuant to Property Code §74.509, to perform statutory obligations under §§74.201, 74.203, 74.601, and 74.602 of the Texas Property Code and to respond to public inquiries generated by the advertising program including, but not limited to, the hiring of temporary employees. Such amounts shall not exceed the amount of money credited to Unclaimed Property Receipts from unclaimed property proceeds.

In the event that actual and/or projected revenue collections are below estimates provided herein, the Legislative Budget Board may direct the Comptroller of Public Accounts to reduce the appropriation authority provided above to be within the amount of revenue expected to be available.
- 9. Uniform Statewide Accounting and Payroll Services and Technology.** There is hereby appropriated to the Comptroller of Public Accounts all revenues received as a result of cost sharing arrangements with other state agencies, other governmental units, or non-government entities for software, technology, licensing arrangements, royalty receipts, or other charges or receipts from the sharing of technological or other information, expertise, services, or cooperative agreements of any kind. Such revenues shall be available to the Comptroller for the use of further enhancement of automation and technology services, computer services, and computer time.
- 10. Unexpended Balances Between Fiscal Years Within the Biennium.** Any unexpended balances as of August 31, 2024, in the appropriations made herein to the Comptroller of Public Accounts are hereby appropriated for the same purpose for the fiscal year beginning September 1, 2024.

COMPTROLLER OF PUBLIC ACCOUNTS

(Continued)

11. Reimbursement for Treasury Operations. In accordance with §404.071, Government Code, the Comptroller of Public Accounts shall determine the costs incurred in receiving, paying, accounting for, and investing money in funds and accounts which are entitled to receive temporary interest. An amount equal to these costs shall be deducted from the interest earned on such funds and accounts and is hereby appropriated for deposit into the General Revenue Fund.

12. Vehicle Fuel Efficiency Standard. The Comptroller of Public Accounts shall report to the Legislature once per biennium on the number of vehicles procured by each state agency that comply with state agency vehicle fuel standard described in §2158.009, Government Code, and the number of vehicles procured by each state agency that do not comply with the standard.

13. Appropriation of Liquidity Fees. Included in the amounts appropriated above in Strategy B.3.1, Treasury Operations, is an amount not to exceed \$125,000 out of the General Revenue Fund in each fiscal year of the biennium from liquidity fees collected pursuant to Government Code §404.027 for the purpose of contracting with or employing experts, including financial advisors, financial analysts, swap advisors, outside counsel, and other similar subject matter experts, as necessary, on state finance matters.

In the event that actual and/or projected revenue collections are below estimates provided herein, the Legislative Budget Board may direct the Comptroller of Public Accounts to reduce the appropriation authority provided above to be within the amount of revenue expected to be available.

14. Statewide Procurement Fees. Included in amounts appropriated above in Strategy B.4.1, Procurement and Support Services, is an estimated \$900,000 in Appropriated Receipts and an estimated \$712,910 in Interagency Contracts in each fiscal year of the biennium from receipts assessed under Chapter 2155 and §2176.109, Government Code, §271.082, Local Government Code, and §122.019, Human Resources Code, by the Statewide Procurement division within the Comptroller of Public Accounts for administration of statewide procurement services.

15. Report on the Implementation of the Centralized Accounting and Payroll/Personnel System. Out of funds appropriated above, the Comptroller of Public Accounts shall report annually to the Legislative Budget Board by October 1st of each fiscal year on the status of the implementation of the Centralized Accounting and Payroll/Personnel System (CAPPS). The report shall include:

- a. Project costs, including ongoing maintenance and support, in the prior two fiscal years and the projected costs of the current fiscal year;
- b. Status of agencies which have transitioned to implementing CAPPS and a prioritization and timeline to transition remaining agencies to CAPPS;
- c. Major implementation milestones met in the prior fiscal year and milestones to be met in the current fiscal year; and
- d. Identification of information technology systems which have been retired as a result of implementation of CAPPS, including any cost savings resulting from those systems' retirements, and those which are expected to be retired in the current fiscal year.

16. E-Newsletter Notification of Right to Breast-Feed. Out of the funds appropriated to the Comptroller of Public Accounts above in Strategy A.3.1, Taxpayer Information, the Comptroller at least annually shall include in the Comptroller's tax policy e-newsletter notification of a mother's right to breast-feed her baby in any location in which the mother's presence is authorized.

17. Contract Advisory Team Notification to Legislative Budget Board. Out of funds appropriated above in Strategy B.4.1, Procurement and Support Services, the Contract Advisory Team (CAT) created by §2262.101, Government Code shall provide the Legislative Budget Board with copies of each recommendation it makes under §2262.101(a)(1), Government Code no later than the 10th business day after making the recommendation. In addition, CAT shall provide the Legislative Budget Board with copies of any written explanation submitted by a state agency under §2262.101(d)(2), Government Code no later than the 10th business day after CAT receives the explanation.

18. Information Technology Projects. Out of funds appropriated above, the Comptroller of Public Accounts shall submit a budget and schedule for information technology (IT) projects, including upgrades, enhancements, replacements, or additions of IT systems or components of IT systems,

COMPTROLLER OF PUBLIC ACCOUNTS
(Continued)

not later than September 1 of each year to the Chair of the House Appropriations Committee, Chair of the Senate Finance Committee, Speaker of the House, Lieutenant Governor, and staff of the Legislative Budget Board. The report shall include the following information for each project initiated in, ongoing during, and anticipated to be completed in the current fiscal year:

- a. Project description, including anticipated improvements or benefits;
- b. Actual or estimated project cost, including method of finance detail;
- c. Actual or estimated dates of project commencement and completion;
- d. Projected annual costs for ongoing maintenance and support; and
- e. Any additional information requested by staff of the Legislative Budget Board.

19. Ensuring Workforce Supports Through Transitioning Industries. It is the intent of the legislature that the Comptroller of Public Accounts analyze economic development and workforce retraining opportunities relating to renewable energy sources. Such analysis may include current workforce retraining opportunities as well as available job positions. In conducting the analysis the agency may utilize data from the Texas Workforce Commission and any other state agency.

20. Appropriation for Unclaimed Property Securities Management. Included in amounts appropriated above in Strategy B.5.1, Unclaimed Property Securities Management, is \$600,000 from General Revenue in fiscal year 2025, to implement the transfer of unclaimed property securities custody, liquidation, and related services from the Texas Treasury Safekeeping Trust Company to the Unclaimed Property Division in the Comptroller’s Office.

¹ Incorporates Article IX, Section 18.54, of this Act, due to enactment of SB 1237, 88th Legislature, Regular Session, relating to compensation and leave for certain security officers or investigators commissioned as peace officers by the Comptroller, resulting in increases of \$697,666 out of General Revenue Funds in each fiscal year of the biennium.

² Incorporates Article IX, Section 18.56, of this Act, due to enactment of SB 1340, 88th Legislature, Regular Session, relating to the local development agreement database maintained by the Comptroller, resulting in an increase of \$1,152,000 out of General Revenue Funds in FY 2024.

³ Incorporates Article IX, Section 18.33, of this Act, due to enactment of HB 4101, 88th Legislature, Regular Session, relating to the matters that may be the subject of limited binding arbitration to compel compliance with procedural requirements related to protests before appraisal review boards, resulting in increases of \$466,509 in FY 2024 and \$188,554 in FY 2025 out of General Revenue Funds and increases of 3.0 FTEs in each fiscal year of the biennium.

FISCAL PROGRAMS - COMPTROLLER OF PUBLIC ACCOUNTS

	For the Years Ending	
	August 31, 2024	August 31, 2025
Method of Financing:		
General Revenue Fund ^{1, 2}	\$ 2,505,509,030	\$ 682,635,930
<u>General Revenue Fund - Dedicated</u>		
Law Enforcement Officer Standards and Education Account No. 116	\$ 5,400,000	\$ 5,400,000
Compensation to Victims of Crime Auxiliary Account No. 494	406,704	UB
Oil Overcharge Account No. 5005	16,202,700	16,205,559
Opioid Abatement Account No. 5189	<u>42,009,036</u>	<u>UB</u>
Subtotal, General Revenue Fund - Dedicated	\$ 64,018,440	\$ 21,605,559
Federal Funds	\$ 13,830,830	\$ 14,001,287

FISCAL PROGRAMS - COMPTROLLER OF PUBLIC ACCOUNTS
(Continued)

County and Road District Highway Fund No. 0057	\$ 7,300,000	\$ 7,300,000
Total, Method of Financing	<u>\$ 2,590,658,300</u>	<u>\$ 725,542,776</u>

This bill pattern represents an estimated 47% of this agency's estimated total available funds for the biennium.

Number of Full-Time-Equivalents (FTE):	43.0	43.0
---	------	------

Items of Appropriation:

A. Goal: CPA - FISCAL PROGRAMS

Comptroller of Public Accounts - Fiscal Programs.

A.1.1. Strategy: MISCELLANEOUS CLAIMS	\$ 13,000,000	\$ 13,000,000
Pay misc claims/wrongful imprisonment, Gov't Code 403.074. Estimated.		
A.1.2. Strategy: REIMBURSE - BEVERAGE TAX	309,511,000	325,569,000
Reimburse mix bev tax per Tax Code 183.051. Estimated.		
A.1.3. Strategy: JUDGMENTS AND SETTLEMENTS	1,500,000	UB
Payment of Ch. 101, 104 CPR Code, Ch. 59 Educ Code. Fed Court Claims.		
A.1.4. Strategy: COUNTY TAXES - UNIVERSITY LANDS	10,072,221	10,072,221
Payment of County Taxes on University Lands. Estimated.		
A.1.5. Strategy: LATERAL ROAD FUND DISTRICTS	7,300,000	7,300,000
Lateral Road Fund Distribution.		
A.1.6. Strategy: UNCLAIMED PROPERTY	287,990,891	290,890,892
To Pay Legitimate Claims for Unclaimed Prop Held by State. Estimated.		
A.1.7. Strategy: LAW ENFORCEMENT EDUCATION FUNDS	12,000,000	12,000,000
Allocate Law Enforcement Education Funds.		
A.1.8. Strategy: ADVANCED TAX COMPLIANCE	6,971,824	6,971,824
A.1.9. Strategy: SUBSEQUENT CVC CLAIMS	406,704	UB
Subsequent Crime Victim Compensation Claims. Estimated.		
A.1.10. Strategy: GROSS WEIGHT/AXLE FEE DISTRIBUTION	17,000,000	17,000,000
Distribution to Counties per Transportation Code 621.353. Estimated.		
A.1.11. Strategy: HABITAT PROTECTION FUND	4,750,000	UB
A.1.12. Strategy: DISABLED VETERAN ASSIST PAYMENTS	9,500,000	9,500,000
Disabled Veteran Assistance Payments to Cities and Counties.		
A.1.13. Strategy: TEXAS BULLION DEPOSITORY	350,000	UB
A.1.14. Strategy: OPIOID ABATEMENT	42,009,036	UB
A.1.15. Strategy: CONTINGENCY COUNTY LAW ENFORCEMENT³	<u>330,800,000</u>	<u>UB</u>
Contingency for County Law Enforcement.		
Total, Goal A: CPA - FISCAL PROGRAMS	\$ 1,053,161,676	\$ 692,303,937

B. Goal: ENERGY OFFICE

Develop & Administer Programs That Promote Energy Efficiency.

B.1.1. Strategy: ENERGY OFFICE	\$ 1,770,617	\$ 1,783,505
Promote and Manage Energy Programs.		
B.1.2. Strategy: OIL OVERCHARGE SETTLEMENT FUNDS	15,640,309	15,640,309
Allocate Grants and Loans to Promote Energy Efficiency.		
B.1.3. Strategy: FEDERAL FUNDS	<u>13,017,210</u>	<u>13,174,778</u>
Allocate Grants and Loans to Promote Energy Efficiency.		
Total, Goal B: ENERGY OFFICE	\$ 30,428,136	\$ 30,598,592

C. Goal: TEXAS BROADBAND DEVELOPMENT OFFICE

C.1.1. Strategy: TEXAS BDO ADMINISTRATION	\$ 2,500,000	\$ 2,500,000
Promote and Manage Broadband Programs.		

FISCAL PROGRAMS - COMPTROLLER OF PUBLIC ACCOUNTS
(Continued)

C.1.2. Strategy: TEXAS BDO STATE FUNDS ^{1,2}	<u>1,504,500,000</u>	<u>0</u>
Texas Broadband Development Office State Funds.		

Total, Goal C: TEXAS BROADBAND DEVELOPMENT OFFICE	\$ 1,507,000,000	\$ 2,500,000
--	------------------	--------------

D. Goal: SALARY ADJUSTMENTS

D.1.1. Strategy: SALARY ADJUSTMENTS	<u>\$ 68,488</u>	<u>\$ 140,247</u>
--	------------------	-------------------

Grand Total, FISCAL PROGRAMS - COMPTROLLER OF PUBLIC ACCOUNTS	<u>\$ 2,590,658,300</u>	<u>\$ 725,542,776</u>
--	-------------------------	-----------------------

Object-of-Expense Informational Listing:

Salaries and Wages	\$ 14,262,309	\$ 13,577,364
Other Personnel Costs	91,336	91,336
Professional Fees and Services	10,266,230	10,279,118
Consumable Supplies	23,470	23,470
Utilities	192	192
Travel	72,340	72,340
Rent - Machine and Other	7,080	7,080
Other Operating Expense	307,655,307	304,305,308
Client Services	11,947,470	12,105,038
Grants	<u>2,246,332,566</u>	<u>385,081,530</u>

Total, Object-of-Expense Informational Listing	<u>\$ 2,590,658,300</u>	<u>\$ 725,542,776</u>
---	-------------------------	-----------------------

Estimated Allocations for Employee Benefits and Debt Service Appropriations Made Elsewhere in this Act:

Employee Benefits

Retirement	\$ 90,959	\$ 98,327
Group Insurance	177,276	182,653
Social Security	79,870	85,854
Benefits Replacement	<u>1,927</u>	<u>1,540</u>

Total, Estimated Allocations for Employee Benefits and Debt Service Appropriations Made Elsewhere in this Act	<u>\$ 350,032</u>	<u>\$ 368,374</u>
--	-------------------	-------------------

1. Performance Measure Targets. The following is a listing of the key performance target levels for the Fiscal Programs - Comptroller of Public Accounts. It is the intent of the Legislature that appropriations made by this Act be utilized in the most efficient and effective manner possible to achieve the intended mission of the Fiscal Programs - Comptroller of Public Accounts. In order to achieve the objectives and service standards established by this Act, the Fiscal Programs - Comptroller of Public Accounts shall make every effort to attain the following designated key performance target levels associated with each item of appropriation.

	<u>2024</u>	<u>2025</u>
B. Goal: ENERGY OFFICE		
Outcome (Results/Impact):		
Utility Dollars Saved as a Percentage of Utility Expenditures	19%	19%
Utility Dollars Saved by LoanSTAR Projects (in Millions)	38	38

2. Appropriation from the Compensation to Victims of Crime Auxiliary Fund. Included in amounts appropriated above out of the General Revenue-Dedicated Compensation to Victims of Crime Auxiliary Fund No. 494 in Strategy A.1.9, Subsequent CVC Claims, are funds received by the Comptroller from departments under Government Code §76.013, for crime victims who have not made a claim for restitution during the prescribed five year period and who make a subsequent claim (estimated to be \$406,704 for the biennium). In addition to amounts identified herein and included above, all revenue collected on or after September 1, 2023, is hereby appropriated for the same purpose. Any unobligated balances remaining as of August 31, 2024, are hereby appropriated for the same purpose for the fiscal year beginning September 1, 2024.

3. Appropriation, Payment of Miscellaneous Claims. In addition to amounts appropriated above in Strategy A.1.1, Miscellaneous Claims, the Comptroller of Public Accounts is appropriated out of other special funds and accounts as appropriate, amounts necessary to pay small miscellaneous claims.

4. Appropriation, Payment of Judgments and Settlements. Except for claims under Chapter 59, Education Code, in addition to amounts appropriated above in Strategy A.1.3, Judgments and

FISCAL PROGRAMS - COMPTROLLER OF PUBLIC ACCOUNTS
(Continued)

Settlements, the Comptroller of Public Accounts is hereby appropriated out of other special funds and accounts as appropriate, amounts necessary to pay claims, judgments, and settlements.

- 5. Limitation, Payment of Judgments and Settlements.** The expenditures authorized in Strategy A.1.3, Judgments and Settlements, for payment of settlements and judgments for claims against state agencies payable under Chapters 101 and 104, Civil Practice and Remedies Code, including indemnification for criminal prosecution, and Federal Court judgments and settlements, are hereby limited to those claims where the settlement or judgment amount exceeds the amount authorized by Article IX, Judgments and Settlements, of this Act to be paid out of appropriations made to the involved agency elsewhere in this Act. These judgments and settlements shall be paid from special or local funds of the agency or institution to the extent available, and then from General Revenue. The Comptroller shall require reimbursement from agencies and institutions as special or local funds become available. This limitation shall not apply in those cases where the judgment order of the trial court was entered, or a settlement agreement was executed, prior to September 1, 1995, or to the payment of eligible medical malpractice claims under Chapter 59, Education Code. All claims shall be prepared, verified and signed by the Office of the Attorney General.
- 6. International Fuel Tax Agreement.** Out of amounts collected as a result of the administration of Chapter 162, Tax Code, the Comptroller shall determine the amounts due other jurisdictions as reflected by motor fuels reports and other information available pursuant to an International Fuel Tax Agreement or otherwise subject to refund. Such amounts are hereby appropriated and may be segregated as necessary for remittance to other jurisdictions and for refunds as provided by law. Fees and costs associated with an International Fuel Tax Agreement may be paid from the interest earnings on amounts due other jurisdictions or subject to refund. The Comptroller may estimate the amounts due other jurisdictions or subject to refund out of amounts collected as a result of the administration of Chapter 162, Tax Code, and may segregate such funds as necessary for administration of the agreement.
- 7. Appropriation of Tax and Revenue Anticipation Note Fund No. 0577.** There is hereby appropriated to the Comptroller of Public Accounts all money deposited in the tax and revenue anticipation note fund for the purposes of paying principal of, premium (if any), interest on, and costs of issuance relating to tax and revenue anticipation notes issued during the biennium. To the extent that money deposited into the tax and revenue anticipation note fund is insufficient to pay the principal of, premium (if any), interest on, and costs of issuance relating to notes, there is hereby appropriated to the Comptroller of Public Accounts from the General Revenue Fund amounts necessary for the full repayment of all principal of, premium (if any), and interest on any notes issued during the biennium.
- 8. Advanced Tax Compliance and Debt Collections.** To the extent that the Comptroller contracts with persons or entities to provide information, services, or technology or expands and/or enhances the technology to aid in the advanced collections of debts, taxes, or other property due to or belonging to the State of Texas pursuant to Government Code, §403.019 or §403.0195 or Tax Code, §111.0035 or §111.0036, all sums necessary to pay contract, maintenance, and other expenses connected with the collections, including any administrative costs of the Comptroller directly associated with the collections program, are hereby appropriated to the Comptroller from collection proceeds. The balance of collection proceeds shall be transferred to the General Revenue Fund or to any dedicated or special funds or accounts to which the collection proceeds may belong.
- Consistent with the Comptroller's role as the chief fiscal officer and tax collector for the state, all resulting collections and associated expenses shall be accounted for through the fiscal agency operations of the Comptroller's Office in a manner which reflects both the amounts of enhanced collections as well as the amount of expenses related to the increased deposits.
- 9. Oil Overcharge Settlement Funds.** Included in funds appropriated above to Strategy B.1.1, Energy Office, and Strategy B.1.2, Oil Overcharge Settlement Funds, out of Oil Overcharge Account No. 5005, are funds allocated to the State of Texas through consent decrees, court decrees, and administrative orders involving violation of the mandatory petroleum pricing and allocation regulations, including the interest earned on those used by the State Energy Conservation Office (SECO) for the biennium beginning September 1, 2023 (estimated to be

FISCAL PROGRAMS - COMPTROLLER OF PUBLIC ACCOUNTS
(Continued)

\$31,280,618). Any unexpended and unobligated balances as of August 31, 2023, out of Oil Overcharge Account No. 5005 are included in Strategy B.1.1, Energy Office, Strategy B.1.2, Oil Overcharge Settlement Funds, and Strategy D.1.1, Salary Adjustments, and are to be used by SECO for the biennium beginning September 1, 2023 (estimated to be \$1,127,641). In addition to amounts identified herein and included above, all unexpended and unobligated balances remaining as of August 31, 2023, and all revenue generated on or after September 1, 2023, are hereby appropriated for the same purpose.

Out of these estimated balances and revenues, the SECO shall allocate an estimated total of \$3,088,690 over the biennium based on the designations listed below. SECO is granted the discretion to prorate Oil Overcharge Funds based on these designations in the event that the total amount estimated by this allocation is not realized. The amounts below are hereby designated for the biennium beginning September 1, 2023, for the following purposes:

	<u>FY 2024</u>	<u>FY 2025</u>
Schools/Local Government Program	\$308,869 & UB	\$308,869 & UB
State Agencies/Higher Education Program	\$308,869 & UB	\$308,869 & UB
Renewable Energy Program	\$308,869 & UB	\$308,869 & UB
Transportation Energy Program	\$308,869 & UB	\$308,869 & UB
Alternative Fuels Program	\$308,869 & UB	\$308,869 & UB

Funds de-obligated from contracts within the above programs shall remain within the program. State Energy Program Administration funds are appropriated in Strategy B.1.1, Energy Office.

Pursuant to Texas Government Code § 2305.032(f), funds available to the LoanSTAR Revolving Loan Program out of the Oil Overcharge Account No. 5005 shall equal or exceed \$95,000,000 at all times. All unexpended and unobligated LoanSTAR balances (estimated to be \$1,127,641 of total balances noted above) and all revenues, except depository interest earned on LoanSTAR balances, generated by funds in the LoanSTAR Program (estimated to be \$28,191,928 of total revenues noted above), shall remain in the program. If a state agency or institution of higher education is a recipient of a loan under the statewide retrofit demonstration and revolving loan program, the agency or institution shall repay the loan from funds budgeted for the energy costs of the agency or institution.

10. Department of Energy (DOE) Federal Funds. Included in amounts appropriated above in Strategy B.1.1, Energy Office and Strategy B.1.3, Federal Funds, are all funds allocated to the State of Texas by the U.S. Department of Energy to fund Pantex and State energy programs detailed below for the biennium beginning September 1, 2023.

The SECO shall allocate funds based upon the designations listed below:

	FY 2024	FY2025
<u>Federal Funds: Pantex Programs</u>		
Agreement in Principle (Remedial Clean Up Action)	\$1,658,681 & UB	\$1,697,555 & UB
Waste Isolation Pilot Plant	\$479,707 & UB	\$495,446 & UB

FISCAL PROGRAMS - COMPTROLLER OF PUBLIC ACCOUNTS
(Continued)

Federal Funds: State Energy Program

State Energy Program (SEP) Grant	\$3,861,470	\$3,977,314
	& UB	& UB

11. Appropriation of Tax Refunds. As much of the respective taxes, fees, and charges, including penalties or other financial transactions administered or collected by the Comptroller as may be necessary is hereby appropriated and set aside to pay refunds, interest, and any costs and attorney fees awarded in court cases, as provided by law, subject to the following limitations and conditions:

- a. Unless another law, or section of this Act, provides a period within which a particular refund claim must be made, funds appropriated herein may not be used to pay a refund claim made under this section after four years from the latest date on which the amount collected or received by the State was due, if the amount was required to be paid on or before a particular date. If the amount was not required to be paid on or before a particular date, a refund claim may not be made after four years from the date the amount was collected or received. A person who fails to make a refund claim within the period provided by law, or this provision, shall not be eligible to receive payment of a refund under this provision.
- b. Except as provided by subsection "c", as a specific limitation to the amount of refunds paid from funds appropriated in this Act during the 2024-25 biennium, the Comptroller shall not approve claims or issue warrants for refunds in excess of the amount of revenue estimated to be available from the tax, fee, or other revenue source during the biennium according to the Biennial Revenue Estimate of the Comptroller of Public Accounts used for certification of this Act. Any claim or portion of a claim which is in excess of the limitation established by this subsection "b" shall be presented to the next legislature for a specific appropriation in order for payment to be made. The limitation established by this subsection "b" shall not apply to any taxes or fees paid under protest.
- c. Where the Biennial Revenue Estimate referenced in subsection "b" provides that no revenues are estimated to be available from a tax, fee, or other revenue source, and where a special fund or dedicated account has been abolished or the law creating the special fund or dedicated account has been repealed or has expired, any balances which may have been transferred or credited to the General Revenue Fund because of such abolishment, repeal or expiration are appropriated from that fund to pay refunds that are otherwise payable under this section.
- d. From amounts collected pursuant to Section 102.052, Business & Commerce Code, there are hereby appropriated amounts necessary to pay a refund, settlement or judgment arising from litigation relating to the validity of the fee. Any portion of a settlement or judgment in excess of the amounts collected under Section 102.051, et seq., including interest, courts costs, or attorneys fees, shall be presented to the next legislature for a specific appropriation in order for payment to be made.

12. Appropriation of Hotel/Motel Taxes. In addition to amounts appropriated above, the Comptroller of Public Accounts is hereby appropriated out of hotel taxes collected under Chapter 156, Tax Code, amounts necessary to pay percentages to eligible coastal municipalities as calculated pursuant to §§156.2511 and 156.2512, Tax Code.

13. Cash Flow Transfer. As required by Government Code, §403.092, for the state fiscal biennium beginning September 1, 2023, the Comptroller of Public Accounts is appropriated from the General Revenue Fund the amount needed:

- a. to return any available cash that was transferred to the General Revenue Fund from a fund outside the state treasury; and
- b. to maintain the equity of the fund from which the transfer was made.

FISCAL PROGRAMS - COMPTROLLER OF PUBLIC ACCOUNTS

(Continued)

- 14. Mixed Beverage Tax Reimbursements.** Out of amounts appropriated above in Strategy A.1.2, Reimburse - Beverage Tax, the Comptroller of Public Accounts shall reimburse eligible incorporated municipalities and counties a portion of receipts from the collection of the mixed beverage gross receipts tax and mixed beverage sales tax at a rate of 10.7143 percent in accordance with Tax Code, §183.051.
- 15. Disabled Veteran Assistance Payments.** Included in amounts appropriated above in Strategy A.1.12, Disabled Veteran Assistance Payments to Cities and Counties, is \$9,500,000 in fiscal year 2024 and \$9,500,000 in fiscal year 2025 from General Revenue for transfer to the General Revenue-Dedicated Disabled Veterans Local Government Assistance Account No. 5160 for the purpose of providing assistance to qualified cities and counties pursuant to Section 140.011, Local Government Code. Any unexpended and unobligated balance remaining as of August 31, 2024, is appropriated for the same purpose for the fiscal year beginning September 1, 2024.
- 16. Appropriation of Texas Bullion Depository Receipts.** The Comptroller of Public Accounts is appropriated from the fees, charges, penalties, and other amounts related to the Texas Bullion Depository, including those received under Chapter 2116, Government Code, and Section 403.0301, Government Code, and the interest thereon, all sums necessary to implement, administer, and promote the Texas Bullion Depository. Any unexpended and unobligated balances of these funds remaining as of August 31, 2023, (estimated to be \$0) are appropriated to the Comptroller of Public Accounts for the fiscal year beginning September 1, 2023, for the same purpose. Any unexpended and unobligated balances of these funds remaining as of August 31, 2024, (estimated to be \$0) are appropriated to the Comptroller of Public Accounts for the fiscal year beginning September 1, 2024, for the same purpose.
- 17. Habitat Protection Fund.** Included in amounts appropriated above in Strategy A.1.11, Habitat Protection Fund, is \$4,750,000 in General Revenue for fiscal year 2024 for transfer to the Habitat Protection Fund outside the state treasury under Section 403.452, Government Code, to be used by the Comptroller of Public Accounts to:
- (1) enter into contracts with state public universities to conduct research studies on species of interest, including candidate, threatened, or endangered species, and provide appropriate peer review and contract administration; and
 - (2) support the development or coordination of the development of a habitat conservation plan or a candidate conservation plan and pay the costs associated with implementing or monitoring the implementation of the plan.
- 18. Report on Local Continuing Education Allocations.** Out of funds appropriated to the Comptroller of Public Accounts, the Comptroller of Public Accounts shall submit a report on the use of allocations made to local law enforcement agencies under Section 1701.157, Occupations Code, by December 1 of each year to the Chair of the House Appropriations Committee, Chair of the Senate Finance Committee, Speaker of the House, Lieutenant Governor and staff of the Legislative Budget Board. The report shall include the following information for the allocations made in the previous year:
- a. Identification of each allocation made, including the recipient and amount of the allocation;
 - b. The amount and percentage of the allocation that was expended by each local law enforcement agency;
 - c. The number of training hours funded through the allocation for each local law enforcement agency; and
 - d. A summary of the findings of any audit conducted by the Comptroller or the State Auditor's Office, pursuant to the authority provided in Section 1701.157(c), Occupations Code.
- 19. Appropriations to the Compensation to Victims of Crime Auxiliary Fund.** In addition to amounts appropriated above, the Fiscal Programs - Comptroller of Public Accounts is hereby appropriated any additional amounts as necessary in Strategy A.1.9, Subsequent CVC Claims, for the 2024-25 biennium from General Revenue for transfer to the General Revenue-Dedicated

FISCAL PROGRAMS - COMPTROLLER OF PUBLIC ACCOUNTS

(Continued)

Compensation to Victims of Crime Auxiliary Account No. 494 for the purpose of providing compensation payments made by the Comptroller's Office and authorized by the Crime Victims Compensation Act to victims of crimes previously not located by local departments within five (5) years after the court has ordered restitution.

20. Texas Bullion Depository. Included in amounts appropriated above to the Fiscal Programs - Comptroller of Public Accounts, in Strategy A.1.13 Texas Bullion Depository, is \$350,000 in General Revenue in fiscal year 2024 to facilitate operations of the Texas Bullion Depository, including costs incurred to withdraw, insure and transport precious metals from private or other depositories transferred to the Texas Bullion Depository. Any unexpended and unobligated balances of these funds remaining as of August 31, 2024, are appropriated to the Fiscal Programs - Comptroller of Public Accounts for the fiscal year beginning September 1, 2024, for the same purpose.

21. Report on Cost of Ad Valorem Tax Exemption for 100 Percent Disabled Veterans.

- (a) Out of funds appropriated above, the Comptroller of Public Accounts shall conduct a study to determine the amount of ad valorem tax revenue that each county containing a United States military installation, each county adjacent to a county containing a United States military installation, and each municipality located in either type of those counties lost for the 2023 ad valorem tax year as the result of the granting of the exemption from ad valorem taxation required by Section 11.131, Tax Code, calculated by multiplying the ad valorem tax rate adopted by the county or municipality, as applicable, for the 2023 ad valorem tax year by the total appraised value of all property located in the county or municipality, as applicable, that was granted the exemption for that tax year.
- (b) The Comptroller shall prepare a report that states the amount of ad valorem tax revenue calculated under Subsection (a) of this section that was lost by:
 - (1) each municipality listed by name;
 - (2) each county listed by name; and
 - (3) all municipalities and counties in this state in the aggregate.
- (c) Not later than December 1, 2024, the Comptroller shall submit the report to the Speaker of the House of Representatives, the Lieutenant Governor, and each member of the Legislature.

22. Opioid Abatement Account. All sums deposited to the General Revenue- Dedicated Opioid Abatement Account No. 5189 not appropriated elsewhere are to be appropriated by the Legislature for distribution by the Comptroller. Included above in Strategy A.1.14, Opioid Abatement, is \$5,000,000 out of the General Revenue-Dedicated Opioid Abatement Account No. 5189 in fiscal year 2024 to defray administrative expenses incurred by the Comptroller related to the Texas Opioid Council to the extent allowed by statute.

The Comptroller shall allocate a portion of the money distributed from that account to the Texas Division of Emergency Management in the amount of \$500,000 for the state fiscal year ending August 31, 2024, and the amount of \$500,000 for the state fiscal year ending August 31, 2025, for the purpose of creating or operating an opioid antagonist public education campaign, to the extent permitted by general law.

Unexpended balances remaining in this strategy as of August 31, 2024, are appropriated for the same purposes for the fiscal year beginning September 1, 2024.

23. Appropriation for County Law Enforcement.³ Pursuant to the enactment of legislation relating to providing counties with additional law enforcement resources enacted by the Eighty-eighth Legislature, Regular Session, the Comptroller of Public Accounts shall use \$330,800,000 in General Revenue in fiscal year 2024, out of amounts appropriated above in Strategy A.1.15, Contingency for County Law Enforcement, to implement the provisions of the legislation. Any

FISCAL PROGRAMS - COMPTROLLER OF PUBLIC ACCOUNTS
(Continued)

unexpended and unobligated balances of these funds remaining as of August 31, 2024, are appropriated to Fiscal Programs - Comptroller of Public Accounts for fiscal year 2025, for the same purpose.

- 24. Appropriation for Unclaimed Property Securities.** Included in amounts appropriated above in Strategy A.1.6, Unclaimed Property, is \$2,900,000 from General Revenue for fiscal year 2025 to implement the transfer of unclaimed property securities custody, liquidation and related services from the Texas Treasury Safekeeping Trust Company to the Unclaimed Property Division in the Comptroller's Office to assist in the function of the unclaimed property program.
- 25. Contingency for Behavioral Health Funds.**⁴ Notwithstanding appropriation authority granted above, the Comptroller of Public Accounts shall not allow the expenditure of General Revenue-Related behavioral health funds for the Fiscal Programs - Comptroller of Public Accounts, in Strategy A.1.14, Opioid Abatement, in fiscal year 2024 or fiscal year 2025, as identified in Art. IX, Sec. 10.04, Statewide Behavioral Health Strategic Plan and Coordinated Expenditures, if the Legislative Budget Board provides notification to the Comptroller of Public Accounts that the agency's planned expenditure of those funds in fiscal year 2024 or fiscal year 2025 does not satisfy the requirements of Art. IX, Sec. 10.04, Statewide Behavioral Health Strategic Plan and Coordinated Expenditures.

¹ Incorporates Article IX, Section 17.22, Bowie County Broadband, relating to the construction and installation of fiber optic internet infrastructure in Bowie County, resulting in an increase of \$4,500,000 in FY 2024 out of General Revenue Funds.

² Incorporates Article IX, Section 18.05, of this Act, due to enactment of HB 9, 88th Legislature, Regular Session, relating to the development and funding of broadband and telecommunications services, and due to voter passage of the constitutional amendment proposed by HJR 125, 88th Legislature, Regular Session, creating the broadband infrastructure fund to assist in the financing of broadband and telecommunications services projects, resulting in an increase of \$1,500,000,000 in FY 2024 out of General Revenue Funds.

³ SB 22, 88th Legislature, Regular Session, relating to the establishment of grant programs to provide financial assistance to qualified sheriff's offices, constable's offices, and prosecutor's offices in rural counties, was enacted. Article IX, Section 18.38 directs the appropriation for Strategy A.1.15, Contingency County Law Enforcement, towards implementation of the bill.

⁴ Modified to reflect technical correction to identify Fiscal Programs – Comptroller of Public Accounts in Article IX, Section 10.04(a), Informational Listing – Behavioral Health and Substance Abuse Services Appropriations.

**INFORMATIONAL LISTING OF FUNDS APPROPRIATED TO THE
COMPTROLLER FOR SOCIAL SECURITY AND BRP**

- 1. Informational Listing of Appropriated Funds.**^{1, 2, 3, 4, 5, 6, 7, 8, 9, 10} The appropriations made in this and other articles of this Act to the Comptroller of Public Accounts - Social Security/Benefit Replacement Pay are subject to the following provisions. The following amounts shall be used for the purposes indicated.

	For the Years Ending	
	August 31, 2024	August 31, 2025
	<u> </u>	<u> </u>
Method of Financing:		
General Revenue, estimated	\$ 576,287,517	\$ 710,211,134
General Revenue-Dedicated, estimated	97,620,682	102,039,608
Federal Funds, estimated	381,367,518	294,228,621
<u>Other Funds</u>		
Other Special State Funds, estimated	16,597,571	17,732,092
State Highway Fund No. 006, estimated	62,024,664	65,931,485
Subtotal, Other Funds	<u>78,622,235</u>	<u>83,663,577</u>
Total, Method of Financing	<u>\$1,133,897,952</u>	<u>\$1,190,142,940</u>

**INFORMATIONAL LISTING OF FUNDS APPROPRIATED TO THE
COMPTROLLER FOR SOCIAL SECURITY AND BRP**

(Continued)

A. Goal: Social Security/Benefit Replacement
Comptroller - Social Security

A.1.1. Strategy: State Match - Employer
State Match - Employer. Estimated. \$1,130,795,762 \$1,187,664,289

A.1.2. Strategy: Benefit Replacement Pay
Benefit Replacement Pay. Estimated. 3,102,190 2,478,651

Total, Goal A: Social Security/Benefit Replacement \$1,133,897,952 \$1,190,142,940

Grand Total, SOCIAL SECURITY AND BENEFIT REPLACEMENT PAY \$1,133,897,952 \$1,190,142,940

2. Transfer of Social Security Contributions and Benefit Replacement Pay. Appropriations made in this and other articles of this Act for Social Security and Benefit Replacement Pay shall be transferred by each agency from the Comptroller of Public Accounts to the agency based on estimated amounts by funding source for each fiscal year. Transfers should be made no later than September 15th of the year in which the payments are to be made. Adjustments and return of excess appropriation authority to the Comptroller's Office shall be completed by October 30th of the subsequent fiscal year.

¹ Incorporates Article IX, Section 17.35, Additional Funding for Article III – Higher Education, of this Act, resulting in increases of \$4,415,310 in FY 2024 and \$4,588,190 in FY 2025 out of General Revenue, affecting social security.

² Incorporates Article IX, Section 18.01, American Rescue Plan Act Appropriations, of this Act, resulting in decreases of \$161,086,283 in FY 2024 and \$68,598,574 in FY 2025 out of General Revenue and increases of \$161,086,283 in FY 2024 and \$68,598,574 in FY 2025 out of Federal Funds, affecting social security and benefit replacement pay.

³ Incorporates Article IX, Section 18.04, of this Act, due to enactment of HB 8, 88th Legislature, Regular Session, relating to public higher education, including the public junior college state finance program, resulting in increases of \$247,284 in FY 2024 and \$249,188 in FY 2025 out of General Revenue, affecting social security.

⁴ Incorporates Article IX, Section 18.32, of this Act, due to enactment of HB 4015, 88th Legislature, Regular Session, relating to the disposition of certain fees collected for the rail safety program, resulting in decreases of \$85,473 in each fiscal year out of General Revenue and increases of \$85,473 in each fiscal year out of State Highway Fund 6, affecting social security.

⁵ Incorporates Article IX, Section 18.39, of this Act, due to enactment of SB 24, 88th Legislature, Regular Session, relating to the powers and duties of the Health and Human Services Commission and the transfer to the commission of certain powers and duties from the Department of Family and Protective Services, resulting in increases of \$244,926 in FY 2024 and \$257,269 in FY 2025 out of General Revenue and increases of \$54,861 in FY 2024 and \$57,626 in FY 2025 out of Federal Funds, affecting social security.

⁶ Incorporates Article IX, Section 18.60, of this Act, due to enactment of SB 1445, 88th Legislature, Regular Session, relating to the continuation and functions of the Texas Commission on Law Enforcement, resulting in increases of \$106,876 in FY 2024 and \$112,470 in FY 2025 out of General Revenue, affecting social security.

⁷ Incorporates Article IX, Section 18.71, of this Act, due to enactment of SB 2040, 88th Legislature, Regular Session, relating to the continuation and transfer of the regulation of willied body programs to the Texas Funeral Service Commission, resulting in increases of \$20,499 in each fiscal year of the biennium out of Other Special State Funds, affecting social security.

⁸ Incorporates increases in each fiscal year of \$1,205,683 out of General Revenue, \$65,335 out of General Revenue Dedicated Funds, and \$86,443 out of Other Special State Funds for the creation of the Sam Houston State University College of Osteopathic Medicine, affecting social security.

⁹ Incorporates Article IX, Section 18.78, Contingency for Public Education Funding, of this Act, resulting in increases of \$758,197 in FY 2024 and \$764,036 in FY 2025 out of General Revenue, affecting social security.

¹⁰ Incorporates Article IV, Special Provisions, Section 10, of this Act, due to enactment of SB 1045, 88th Legislature, Regular Session, relating to the creation of the Fifteenth Court of Appeals, resulting in an increase of \$124,383 in FY 2025 out of General Revenue, affecting social security.

COMMISSION ON STATE EMERGENCY COMMUNICATIONS

	For the Years Ending	
Method of Financing:	August 31, 2024	August 31, 2025
General Revenue Fund	\$ 10,626,943	\$ 10,677,177

COMMISSION ON STATE EMERGENCY COMMUNICATIONS
(Continued)

General Revenue Fund - Dedicated

Commission on State Emergency Communications Account No. 5007	\$ 22,256,405	\$ 22,370,714
911 Service Fees Account No. 5050	<u>31,409,877</u>	<u>31,427,489</u>
 Subtotal, General Revenue Fund - Dedicated	 <u>\$ 53,666,282</u>	 <u>\$ 53,798,203</u>
 Total, Method of Financing	 <u><u>\$ 64,293,225</u></u>	 <u><u>\$ 64,475,380</u></u>

This bill pattern represents an estimated 100% of this agency's estimated total available funds for the biennium.

Number of Full-Time-Equivalents (FTE): 26.0 26.0

Schedule of Exempt Positions:

Executive Director, Group 4 \$171,688 \$171,688

Items of Appropriation:

A. Goal: STATEWIDE 9-1-1 SERVICES

Planning & Development, Provision & Enhancement of 9-1-1 Service.

A.1.1. Strategy: 9-1-1 NTWK OPER & EQUIP REPLACEMENT 9-1-1 Network Operations and Equipment Replacement.	\$ 48,173,372	\$ 48,265,794
A.1.2. Strategy: CSEC 9-1-1 PROGRAM ADMINISTRATION	<u>1,853,645</u>	<u>1,853,659</u>

Total, Goal A: STATEWIDE 9-1-1 SERVICES \$ 50,027,017 \$ 50,119,453

B. Goal: POISON CONTROL SERVICES

Maintain High Quality Poison Control Services in Texas.

B.1.1. Strategy: POISON CALL CENTER OPERATIONS	\$ 11,387,874	\$ 11,387,874
B.1.2. Strategy: STATEWIDE POISON NETWORK OPERATIONS	1,235,659	1,235,659
B.1.3. Strategy: CSEC POISON PROGRAM MANAGEMENT	<u>288,081</u>	<u>288,081</u>

Total, Goal B: POISON CONTROL SERVICES \$ 12,911,614 \$ 12,911,614

C. Goal: INDIRECT ADMINISTRATION

C.1.1. Strategy: INDIRECT ADMINISTRATION \$ 1,273,855 \$ 1,279,098

D. Goal: SALARY ADJUSTMENTS

D.1.1. Strategy: SALARY ADJUSTMENTS \$ 80,739 \$ 165,215

Grand Total, COMMISSION ON STATE EMERGENCY COMMUNICATIONS \$ 64,293,225 \$ 64,475,380

Object-of-Expense Informational Listing:

Salaries and Wages	\$ 2,039,793	\$ 2,129,514
Other Personnel Costs	69,883	69,883
Professional Fees and Services	1,231,992	1,231,991
Consumable Supplies	11,378	11,378
Utilities	310,805	310,805
Travel	50,367	50,367
Rent - Building	1,030	1,030
Rent - Machine and Other	7,813	7,813
Other Operating Expense	1,265,850	1,265,869
Grants	<u>59,304,314</u>	<u>59,396,730</u>

Total, Object-of-Expense Informational Listing \$ 64,293,225 \$ 64,475,380

Estimated Allocations for Employee Benefits and Debt Service Appropriations Made Elsewhere in this Act:

Employee Benefits

Retirement \$ 146,048 \$ 154,749

COMMISSION ON STATE EMERGENCY COMMUNICATIONS
(Continued)

Group Insurance	287,758	296,781
Social Security	126,428	133,502
Total, Estimated Allocations for Employee Benefits and Debt Service Appropriations Made Elsewhere in this Act	\$ 560,234	\$ 585,032

1. Performance Measure Targets. The following is a listing of the key performance target levels for the Commission on State Emergency Communications. It is the intent of the Legislature that appropriations made by this Act be utilized in the most efficient and effective manner possible to achieve the intended mission of the Commission on State Emergency Communications. In order to achieve the objectives and service standards established by this Act, the Commission on State Emergency Communications shall make every effort to attain the following designated key performance target levels associated with each item of appropriation.

	2024	2025
A. Goal: STATEWIDE 9-1-1 SERVICES		
Outcome (Results/Impact):		
Percentage of Time Next Generation 9-1-1 System is Operational	99.5%	99.5%
A.1.1. Strategy: 9-1-1 NTWK OPER & EQUIP REPLACEMENT		
Output (Volume):		
Number of 9-1-1 Calls Received by State Program Public Safety Answering Points (PSAPs)	2,802,076	2,802,076
B. Goal: POISON CONTROL SERVICES		
Outcome (Results/Impact):		
Percentage of Time the Texas Poison Control Managed Services are Available	99.5%	99.5%
B.1.1. Strategy: POISON CALL CENTER OPERATIONS		
Output (Volume):		
Total Number of Poison Control Calls Processed Statewide	491,354	491,354
Efficiencies:		
Average Statewide Cost per Poison Call Processed	25.69	25.69

2. Capital Budget. None of the funds appropriated above may be expended for capital budget items except as listed below. The amounts shown below shall be expended only for the purposes shown and are not available for expenditure for other purposes.

	2024	2025
a. Data Center/Shared Technology Services		
(1) Data Center Services	\$ 371,873	\$ 372,684
Total, Capital Budget	\$ 371,873	\$ 372,684

Method of Financing (Capital Budget):

<u>General Revenue Fund - Dedicated</u>		
<u>Commission on State Emergency Communications</u>		
Account No. 5007	\$ 191,464	\$ 192,075
911 Service Fees Account No. 5050	180,409	180,609
Subtotal, General Revenue Fund - Dedicated	\$ 371,873	\$ 372,684
Total, Method of Financing	\$ 371,873	\$ 372,684

3. Equipment Replacement. None of the funds appropriated above to Strategy A.1.1, 9-1-1 Network Operations and Equipment Replacement, may be used to replace or fund a reserve for future replacement of 9-1-1 equipment. The Commission on State Emergency Communications shall develop and submit a 10-year equipment replacement schedule to the Legislative Budget Board and the Governor's Office not later than November 1, 2023. The Commission on State Emergency Communications may modify the schedule as necessary during the biennium, due to changing conditions resulting in equipment failure that affects public safety, and shall notify the Legislative Budget Board and the Governor's Office of such modifications.

4. Unexpended Balances Within the Biennium - Grants. Any unexpended balances as of August 31, 2024, in the appropriations made to the Commission on State Emergency Communications for grants awarded in accordance with Health and Safety Code §777.009 and 771.051 are appropriated for the same purposes for the fiscal year beginning September 1, 2024.

COMMISSION ON STATE EMERGENCY COMMUNICATIONS
(Continued)

5. Regional Planning Commissions. Included in amounts appropriated above in Strategy A.1.1, 9-1-1 Network Operations and Equipment Replacement, is an amount not to exceed \$10,000,000 for the biennium to be distributed to the Regional Planning Commissions for administration of the statewide 9-1-1 program. Each Regional Planning Commission shall submit a Historically Underutilized Business (HUB) plan, pursuant to Chapter 2161 of the Government Code, with its application.

6. Reimbursement of Advisory Committee Members. Pursuant to Government Code §2110.004 and Health and Safety Code §777.008, reimbursement of expenses for advisory committee members, out of funds appropriated above, not to exceed \$10,000 per fiscal year, is limited to the following advisory committee: Poison Control Coordinating Committee.

To the maximum extent possible, the Commission shall encourage the use of videoconferencing and teleconferencing and shall schedule meetings and locations to facilitate the travel of participants so that they may return the same day and reduce the need to reimburse members for overnight stays.

7. American Association of Poison Control Centers Accreditation. Amounts appropriated above for grants in Strategy B.1.1, Poison Call Center Operations, shall be expended first on call taker positions and then on other positions directly affecting the American Association of Poison Control Centers accreditation before being expended on other positions or purposes related to call center operations.

TEXAS EMERGENCY SERVICES RETIREMENT SYSTEM

	For the Years Ending	
	August 31, 2024	August 31, 2025
Method of Financing:		
General Revenue Fund	\$ 787,470	\$ 815,413
GR Dedicated - Volunteer Fire Department Assistance Account No. 5064	\$ 1,292,763	\$ 1,292,763
Total, Method of Financing	\$ 2,080,233	\$ 2,108,176
 This bill pattern represents an estimated 3% of this agency's estimated total available funds for the biennium.		
Number of Full-Time-Equivalents (FTE):	10.0	10.0
Schedule of Exempt Positions:		
Executive Director, Group 3	\$125,404	\$131,981
Items of Appropriation:		
A. Goal: SOUND PENSION FUND		
Ensure Actuarially Sound Pension Funds for Emergency Servs Personnel.		
A.1.1. Strategy: ADMINISTER PENSION FUND	\$ 1,930,574	\$ 1,937,150
Administer a Pension Fund for Emergency Services Personnel.		
A.2.1. Strategy: RECRUITING AND TECHNICAL ASSISTANCE	128,344	128,344
Recruit New Depts, Provide Technical Assistance to Existing Depts.		
Total, Goal A: SOUND PENSION FUND	\$ 2,058,918	\$ 2,065,494
B. Goal: SALARY ADJUSTMENTS		
B.1.1. Strategy: SALARY ADJUSTMENTS	\$ 21,315	\$ 42,682
 Grand Total, TEXAS EMERGENCY SERVICES RETIREMENT SYSTEM	 \$ 2,080,233	 \$ 2,108,176

TEXAS EMERGENCY SERVICES RETIREMENT SYSTEM
(Continued)

Object-of-Expense Informational Listing:

Salaries and Wages	\$ 637,850	\$ 665,792
Other Personnel Costs	12,005	12,005
Professional Fees and Services	73,239	73,239
Consumable Supplies	3,000	3,000
Utilities	640	640
Travel	9,248	9,249
Other Operating Expense	<u>1,344,251</u>	<u>1,344,251</u>
Total, Object-of-Expense Informational Listing	<u><u>\$ 2,080,233</u></u>	<u><u>\$ 2,108,176</u></u>

Estimated Allocations for Employee Benefits and Debt Service Appropriations Made Elsewhere in this Act:

Employee Benefits

Retirement	\$ 46,877	\$ 49,178
Group Insurance	67,148	67,819
Social Security	<u>45,443</u>	<u>47,355</u>

Total, Estimated Allocations for Employee Benefits and Debt Service Appropriations Made Elsewhere in this Act

<u><u>\$ 159,468</u></u>	<u><u>\$ 164,352</u></u>
--------------------------	--------------------------

1. Performance Measure Targets. The following is a listing of the key performance target levels for the Texas Emergency Services Retirement System. It is the intent of the Legislature that appropriations made by this Act be utilized in the most efficient and effective manner possible to achieve the intended mission of the Texas Emergency Services Retirement System. In order to achieve the objectives and service standards established by this Act, the Texas Emergency Services Retirement System shall make every effort to attain the following designated key performance target levels associated with each item of appropriation.

	<u>2024</u>	<u>2025</u>
A. Goal: SOUND PENSION FUND		
Outcome (Results/Impact):		
Period to Amortize the Unfunded Actuarial Accrued Liability	30	30
A.1.1. Strategy: ADMINISTER PENSION FUND		
Output (Volume):		
Number of Benefit Payments Distributed	47,500	47,500
Efficiencies:		
Average Annual Administrative Cost Per Pension Plan Member	99	99
A.2.1. Strategy: RECRUITING AND TECHNICAL ASSISTANCE		
Output (Volume):		
Number of Onsite Visits	48	48

EMPLOYEES RETIREMENT SYSTEM

	For the Years Ending	
	August 31, <u>2024</u>	August 31, <u>2025</u>
Method of Financing:		
General Revenue Fund	\$ 471,730,000	\$ 471,730,000
State Highway Fund No. 006	<u>\$ 52,020,000</u>	<u>\$ 52,020,000</u>
Total, Method of Financing	<u><u>\$ 523,750,000</u></u>	<u><u>\$ 523,750,000</u></u>

This bill pattern represents an estimated 12.9% of this agency's estimated total available funds for the biennium.

Items of Appropriation:

A. Goal: ADMINISTER RETIREMENT PROGRAM

Administer Comprehensive and Actuarially Sound Retirement Programs.

A.1.6. Strategy: RETIREE DEATH BENEFITS	13,750,000	13,750,000
Provide Lump-sum Retiree Death Benefits. Estimated.		

EMPLOYEES RETIREMENT SYSTEM
(Continued)

A.1.7. Strategy: LEGACY PAYMENTS	<u>510,000,000</u>	<u>510,000,000</u>
Total, Goal A: ADMINISTER RETIREMENT PROGRAM	\$ 523,750,000	\$ 523,750,000
Grand Total, EMPLOYEES RETIREMENT SYSTEM	<u>\$ 523,750,000</u>	<u>\$ 523,750,000</u>

Object-of-Expense Informational Listing:

Other Personnel Costs	\$ 510,000,000	\$ 510,000,000
Client Services	<u>13,750,000</u>	<u>13,750,000</u>
Total, Object-of-Expense Informational Listing	<u>\$ 523,750,000</u>	<u>\$ 523,750,000</u>

1. Performance Measure Targets. The following is a listing of the key performance target levels for the Employees Retirement System. It is the intent of the Legislature that appropriations made by this Act be utilized in the most efficient and effective manner possible to achieve the intended mission of the Employees Retirement System. In order to achieve the objectives and service standards established by this Act, the Employees Retirement System shall make every effort to attain the following designated key performance target levels associated with each item of appropriation.

	<u>2024</u>	<u>2025</u>
A. Goal: ADMINISTER RETIREMENT PROGRAM		
Outcome (Results/Impact):		
% of ERS Retirees Expressing Satisfaction with Member Benefit Services	97%	97%
Investment Expense as Basis Points of Net Position	16	16
A.1.1. Strategy: ERS RETIREMENT PROGRAM		
Output (Volume):		
Number of ERS Accounts Maintained	295,000	300,000
B. Goal: ADMINISTER GROUP BENEFITS PROGRAM		
Outcome (Results/Impact):		
Percent of HealthSelect Participants Satisfied with TPA Services	85%	85%
B.1.1. Strategy: GROUP BENEFITS PROGRAM		
Efficiencies:		
Percent of Medical Claims Processed within 22 Business Days	98%	98%
HealthSelect Admin Fees as Percent of Total HealthSelect Costs	3%	3%

2. Informational Listing of Appropriated Funds.^{1, 2, 3, 4, 5, 6, 7, 8, 9} The appropriations made in this and other articles of this Act to the Employees Retirement System are subject to the following provisions. The following amounts shall be used for the purposes indicated.

	For the Years Ending	
	<u>August 31, 2024</u>	<u>August 31, 2025</u>
Method of Financing:		
General Revenue Fund, estimated	\$ 2,775,012,552	\$ 2,364,438,912
General Revenue-Dedicated Accounts, estimated	151,232,215	157,400,175
Federal Funds, estimated	1,141,377,457	767,894,122
<u>Other Funds</u>		
State Highway Fund No. 006, estimated	\$ 340,906,764	\$ 352,032,958
Judicial Fund No. 573, estimated	4,181,582	4,181,582
Other Special State Funds, estimated	<u>35,442,715</u>	<u>37,075,703</u>
Subtotal, Other Funds	<u>380,531,061</u>	<u>393,290,243</u>
Total, Method of Financing	<u>\$ 4,448,153,285</u>	<u>\$ 3,683,023,452</u>
Number of Full-Time-Equivalents (FTE):	436.0	436.0

EMPLOYEES RETIREMENT SYSTEM
(Continued)

Schedule of Exempt Positions:

Executive Director	\$ 420,000	\$ 420,000
Director of Investments	475,000	475,000

A. Goal: ADMINISTER RETIREMENT PROGRAM

Administer Comprehensive and Actuarially Sound Retirement Programs.

A.1.1. Strategy: ERS RETIREMENT PROGRAM

Provide Retirement Program for Employees and Retirees. Estimated. \$ 828,156,675 \$ 880,969,164

A.1.2. Strategy: LECOS RETIREMENT PROGRAM

Provide Retirement Program for Law Enf and Corr Officers. Estimated. 808,486,757 38,258,000

A.1.3. Strategy: JUDICIAL RETIREMENT SYSTEM - PLAN 2

Provide Retirement Program for State Judicial Officers. Estimated. 117,179,853 18,274,467

A.1.4. Strategy: JUDICIAL RETIREMENT SYSTEM - PLAN 1

Provide Payment of JRS-1 Benefits as Required by Law. Estimated. 16,664,760 16,664,760

A.1.5. Strategy: PUBLIC SAFETY DEATH BENEFITS

Provide Benefits to Beneficiaries of Public Safety Workers. Estimated. 54,230,259 54,350,832

A.1.6. Strategy: RETIREE DEATH BENEFITS

Provide Lump-sum Retiree Death Benefits. Estimated. 13,750,000 13,750,000

A.1.7. Strategy: LEGACY PAYMENTS

Provide Legacy Payments. 510,000,000 510,000,000

Total, Goal A: ADMINISTER RETIREMENT PROGRAM \$ 2,348,468,304 \$ 1,532,267,223

B. Goal: ADMINISTER GROUP BENEFITS PROGRAM

Provide Employees and Retirees with Quality Group Benefits.

B.1.1. Strategy: GROUP BENEFITS PROGRAM

Provide Basic Insurance Program to General State Employees. Estimated. \$ 2,027,426,765 \$ 2,078,498,013

B.1.2. Strategy: PROBATION HEALTH INSURANCE

Insurance Contributions for Local CSCD Employees. Estimated. 72,258,216 72,258,216

Total, Goal B: ADMINISTER GROUP BENEFITS PROGRAM \$ 2,099,684,981 \$ 2,150,756,229

Grand Total, EMPLOYEES RETIREMENT SYSTEM \$ 4,448,153,285 \$ 3,683,023,452

3. Updated Actuarial Valuation. The Employees Retirement System shall contract with an actuary to perform a limited actuarial valuation of the assets and liabilities of the Employees Retirement System as of February 28 in those years when the Legislature meets in regular session. The purpose of the valuation shall be to determine the effect of investment, salary, and payroll experience on the unfunded liability, the amortization period, and the state contribution rate, which results in a 30-year amortization period of the Retirement System.

4. State Contribution to Employees Retirement Program.^{2, 5, 6, 7, 8, 9} The amount specified above in A.1.1, ERS Retirement Program, is based on a state contribution of 9.5 percent of payroll for each fiscal year of the 2024-25 biennium, including annual membership fees of \$3 for contributing members for each fiscal year. Included in appropriations made in this Act is a total of \$828,156,675 in fiscal year 2024 and \$880,969,164 in fiscal year 2025 for the ERS Retirement Program.

EMPLOYEES RETIREMENT SYSTEM

(Continued)

5. **State Contribution to the Law Enforcement and Custodial Officer Supplemental Retirement Fund (LECOS).** The amount specified above in A.1.2, LECOS Retirement Program, is based on 1.75 percent of covered payroll each fiscal year of the 2024-25 biennium for LECOS members.
6. **State Contribution to Judicial Retirement Program (JRS-2).** The amount specified above in A.1.3, Judicial Retirement System - Plan 2, is based on a state contribution of 19.25 percent of payroll for each fiscal year of the 2024-25 biennium for contributing members.
7. **State Contribution to Group Insurance for General State Employees.** Funds identified above for group insurance are intended to fund:
 - a. the total cost of the basic life and health coverage for all active and retired employees;
 - b. fifty percent of the total cost of health coverage for the spouses and dependent children of all active and retired employees who enroll in coverage categories which include a spouse and/or dependent children; and
 - c. the incentive program to waive participation in the Group Benefits Plan (Opt-Out).

In no event shall the total amount of state contributions allocated to fund coverage in an optional health plan exceed the actuarially determined total amount of state contributions that would be required to fund basic health coverage for those active employees and retirees who have elected to participate in that optional health plan.

During each fiscal year, the state's monthly contribution shall be determined by multiplying (1) the per capita monthly contribution as certified herein by (2) the total number of full-time active and retired employees, subject to any adjustment required by statute, enrolled for coverage during that month.

For each employee or retiree that waives participation in the Group Benefit Program and enrolls in allowable optional coverage, the Employees Retirement System shall receive \$60 per month in lieu of the "employee-only" state contribution amount, and such amounts are included above in Strategy B.1.1, Group Benefits Program. The waived participant may apply up to \$60 per month towards the cost of the optional coverage.

Each year, upon adoption of group insurance rates by the Board of Trustees, the Employees Retirement System must notify the Comptroller, the Legislative Budget Board, and the Governor of the per capita monthly contribution required in accordance with this rider for each full-time active and retired employee enrolled for coverage during the fiscal year.

It is the intent of the Legislature that the Employees Retirement System control the cost of the group insurance program by not providing rate increases to health care providers participating in HealthSelect during the 2024-25 biennium.

8. **Excess Benefit Arrangement Account.**¹⁰ There is hereby appropriated to the Employees Retirement System all funds transferred or deposited into the Excess Benefit Arrangement Account established in the General Revenue-Dedicated Account No. 5039, for the purpose of paying benefits as authorized by Government Code, §815.5072.

Contingent on enactment of Senate Bill 1245, or similar legislation relating to contributions to, benefits from, and the administration of the Judicial Retirement System of Texas Plan Two by the Eighty-eighth Legislature, Regular Session, the Employees Retirement System is appropriated all funds transferred or deposited into the Excess Benefit Arrangement Account established in the General Revenue-Dedicated Account No. 5039, for the purpose of paying benefits as authorized by Government Code, §840.407, as added by Senate Bill 1245.

9. **Transfer of Retirement Contributions and Group Insurance.** Appropriations made in this and other articles of this Act for Retirement and Group Insurance contributions shall be transferred by each agency from the Employees Retirement System to the agency based on estimated amounts by funding source for each fiscal year. Transfers should be made no later than September 15 of the year in which the payments are to be made. Adjustments and return of excess appropriation authority to the Employees Retirement System shall be completed by October 30 of the subsequent fiscal year.

EMPLOYEES RETIREMENT SYSTEM
(Continued)

- 10. Federal Funds for Medicare Part D Prescription Drug Program.** The Employees Retirement System (ERS) is hereby authorized to receive employer reimbursements of all federal funds applicable to Medicare Part D prescription drug reimbursement relating to benefits administered by ERS. Any federal funds received by ERS shall be deposited to the Employees Life, Accident and Health Insurance and Benefits Fund No. 973, or to such fund as established by the Legislature or the State Comptroller of Public Accounts to pay health claims for retired employees.
- 11. Appropriations for the Deferred Compensation Trust Fund and the TexaSaver Trust Fund.** All money deposited into the Deferred Compensation Trust Fund, Employees Retirement System No. 0945 and the TexaSaver Trust Fund No. 0946 pursuant to Government Code, §609.512 are hereby appropriated to the system for the 2024-25 biennium for the purposes authorized by law.
- 12. Tobacco User Monthly Premium Fee.** The Employees Retirement System, pursuant to the provisions of Insurance Code, §1551.3075, shall automatically apply a \$30 monthly tobacco user fee to any individual aged 18 or older covered under the state health plan unless the individual, during the individual's enrollment period, certifies that the individual does not use tobacco products. The Comptroller of Public Accounts shall deposit revenue from the fee (estimated to be \$10,917,405 in each year of the 2024-25 biennium) into the Employees Life, Accident, Health Insurance and Benefits Trust Account.
- 13. Notification of Contracts Greater than \$10 Million.** It is the intent of the Legislature that the agency shall submit notice to the Legislative Budget Board at least ten business days prior to issuing a request for proposals for a contract, as defined in Article IX, Section 7.04 of this Act, with a value reasonably expected to exceed \$10 million. The notice shall be provided consistent with the agency's fiduciary duties. The notice shall be provided on a form prescribed by the Legislative Budget Board. The notice shall include:
- a. a brief description of the request for proposals; and
 - b. criteria that will be evaluated, as identified in the request for proposals.

Additionally, the notice shall provide the following if ERS' processes have changed substantially from the prior request for proposals subject to this notice provision:

- a. an explanation of the agency's evaluation process;
- b. guidelines for evaluators;
- c. methodology for evaluating additional factors not anticipated during planning; and
- d. methods for verifying the mathematical accuracy of the evaluation.

In addition to the requirements of this rider, the agency shall comply with all reporting requirements under Article IX, Sec. 7.11, Notification of Certain Purchases or Contract Awards, Amendments, and Extensions, of this Act.

- 14. Health Clinic at a State Agency or Institution of Higher Education.** Out of appropriations made in this and other articles of this Act for the Group Benefits Program, the board of trustees may operate or contract with a person to operate an onsite, or near-site, health clinic at a state agency or institution of higher education. The board may only operate or contract for a clinic if the board determines that:
- a. the clinic can be operated on a cost-neutral or cost-positive basis to the health plan;
 - b. there is sufficient health plan participation in the area where the proposed clinic will operate; and
 - c. no funds will be spent by the board for the cost of acquiring or building the clinic, capital expenses, or acquiring equipment.
- 15. Health Related Institutions Savings.** It is the intent of the legislature that the HealthSelect of Texas network administered under the Employees Retirement System of Texas Group Benefits Program shall maintain competitive and favorable contracted provider rates with Health Related

EMPLOYEES RETIREMENT SYSTEM
(Continued)

Institutions receiving appropriations under this Act. The Employees Retirement System may initiate and continue innovative value-based plan design models and partnerships with Health Related Institutions.

16. Right to Shop Incentive. It is the intent of the Legislature that the Employees Retirement System incentivize participants to shop for lower cost care within the health plan in order to achieve shared savings. In accordance with existing laws, the agency may contract with one or more third-party vendors for this purpose.

17. Public Safety Death Benefits. Notwithstanding the transfer provisions contained in Article IX of this Act, the Employees Retirement System is prohibited from transferring appropriated funds from Strategy A.1.5, Public Safety Death Benefits to other strategies.

¹ Incorporates Article IX, Section 18.01, American Rescue Plan Act Appropriations, of this Act, resulting in decreases of \$654,422,584 in FY 2024 and \$274,350,201 in FY 2025 out of General Revenue and increases of \$654,422,584 in FY 2024 and \$274,350,201 in FY 2025 out of Federal Funds, affecting retirement and group insurance.

² Incorporates Article IX, Section 18.04, of this Act, due to enactment of HB 8, 88th Legislature, Regular Session, relating to public higher education, including the public junior college state finance program, resulting in increases of \$592,515 in FY 2024 and \$597,757 in FY 2025 out of General Revenue, affecting retirement and group insurance.

³ Incorporates Article IX, Section 18.07, of this Act, due to enactment of HB 90, 88th Legislature, Regular Session, relating to benefits for certain members of the Texas military forces and survivors of members of the Texas military forces, resulting in increases of \$2,364,159 in FY 2024 and \$2,484,732 in FY 2025 out of General Revenue, affecting public safety benefits.

⁴ Incorporates Article IX, Section 18.32, of this Act, due to enactment of HB 4015, 88th Legislature, Regular Session, relating to the disposition of certain fees collected for the rail safety program, resulting in decreases of \$253,401 in each fiscal year out of General Revenue and increases of \$253,401 in each fiscal year out of State Highway Fund 6, affecting retirement and group insurance.

⁵ Incorporates Article IX, Section 18.39, of this Act, due to enactment of SB 24, 88th Legislature, Regular Session, relating to the powers and duties of the Health and Human Services Commission and the transfer to the commission of certain powers and duties from the Department of Family and Protective Services, resulting in increases of \$726,134 in FY 2024 and \$762,726 in FY 2025 out of General Revenue and increases of \$162,647 in FY 2024 and \$170,843 in FY 2025 out of Federal Funds, affecting retirement and group insurance.

⁶ Incorporates Article IX, Section 18.60, of this Act, due to enactment of SB 1445, 88th Legislature, Regular Session, relating to the continuation and functions of the Texas Commission on Law Enforcement, resulting in increases of \$316,856 in FY 2024 and \$333,442 in FY 2025 out of General Revenue, affecting retirement and group insurance.

⁷ Incorporates Article IX, Section 18.71, of this Act, due to enactment of SB 2040, 88th Legislature, Regular Session, relating to the continuation and transfer of the regulation of willied body programs to the Texas Funeral Service Commission, resulting in increases of \$60,773 in each fiscal year of the biennium out of Other Special State Funds, affecting retirement and group insurance.

⁸ Incorporates Article IX, Section 18.78, Contingency for Public Education Funding, of this Act, resulting in increases of \$1,731,479 in FY 2024 and \$1,746,632 in FY 2025 out of General Revenue, affecting retirement and group insurance for public education.

⁹ Incorporates Article IV, Special Provisions, Section 10, of this Act, due to enactment of SB 1045, 88th Legislature, Regular Session, relating to the creation of the Fifteenth Court of Appeals, resulting in an increase of \$463,372 in FY 2025 out of General Revenue, affecting retirement and group insurance.

¹⁰ SB 1245, relating to contributions to, benefits from, and the administration of the Judicial Retirement System Plan Two, was enacted, by the 88th Legislature, Regular Session, and the contingency provision in Rider 8 is met.

TEXAS ETHICS COMMISSION

	For the Years Ending	
	August 31, 2024	August 31, 2025
Method of Financing:		
General Revenue Fund ¹	\$ 4,211,854	\$ 3,947,148
Total, Method of Financing	\$ 4,211,854	\$ 3,947,148

TEXAS ETHICS COMMISSION

(Continued)

This bill pattern represents an estimated 100% of this agency's estimated total available funds for the biennium.

Number of Full-Time-Equivalents (FTE):	28.4	28.4
---	------	------

Schedule of Exempt Positions:

Executive Director, Group 4	\$145,850	\$152,604
General Counsel	140,000	144,000

Items of Appropriation:

A. Goal: ADMINISTER ETHICS LAWS

Administer Public Disclosure/Ethics Laws.

A.1.1. Strategy: DISCLOSURE FILING	\$ 338,905	\$ 399,078
Serve as the Repository for Statutorily Required Information.		

A.1.2. Strategy: OFFICE OF THE GENERAL COUNSEL	602,388	626,378
Perform All Legal and Regulatory Functions of the Agency.		

A.1.3. Strategy: ENFORCEMENT	<u>974,899</u>	<u>988,316</u>
Respond to Complaints and Enforce Applicable Statutes.		

Total, Goal A: ADMINISTER ETHICS LAWS	\$ 1,916,192	\$ 2,013,772
--	--------------	--------------

B. Goal: INDIRECT ADMINISTRATION

B.1.1. Strategy: CENTRAL ADMINISTRATION	\$ 473,070	\$ 484,174
--	------------	------------

B.1.2. Strategy: INFORMATION RESOURCES¹	<u>1,734,340</u>	<u>1,276,170</u>
---	------------------	------------------

Total, Goal B: INDIRECT ADMINISTRATION	\$ 2,207,410	\$ 1,760,344
---	--------------	--------------

C. Goal: SALARY ADJUSTMENTS

C.1.1. Strategy: SALARY ADJUSTMENTS	<u>88,252</u>	<u>173,032</u>
--	---------------	----------------

Grand Total, TEXAS ETHICS COMMISSION	<u>\$ 4,211,854</u>	<u>\$ 3,947,148</u>
---	---------------------	---------------------

Object-of-Expense Informational Listing:

Salaries and Wages	\$ 2,274,473	\$ 2,603,102
Other Personnel Costs	304,570	190,735
Professional Fees and Services	316,668	316,668
Consumable Supplies	4,594	4,594
Utilities	1,633	1,633
Travel	8,940	8,940
Rent - Building	2,525	2,525
Rent - Machine and Other	5,800	5,800
Other Operating Expense	355,761	205,761
Capital Expenditures	<u>936,890</u>	<u>607,390</u>

Total, Object-of-Expense Informational Listing	<u>\$ 4,211,854</u>	<u>\$ 3,947,148</u>
---	---------------------	---------------------

Estimated Allocations for Employee Benefits and Debt Service Appropriations Made Elsewhere in this Act:

Employee Benefits

Retirement	\$ 195,537	\$ 226,889
Group Insurance	361,857	372,169
Social Security	172,623	197,986
Benefits Replacement	<u>1,311</u>	<u>1,048</u>

Total, Estimated Allocations for Employee Benefits and Debt Service Appropriations Made Elsewhere in this Act	<u>\$ 731,328</u>	<u>\$ 798,092</u>
--	-------------------	-------------------

1. Performance Measure Targets. The following is a listing of the key performance target levels for the Texas Ethics Commission. It is the intent of the Legislature that appropriations made by this Act be utilized in the most efficient and effective manner possible to achieve the intended mission of the Texas Ethics Commission. In order to achieve the objectives and service standards established by this Act, the Texas Ethics Commission shall make every effort to attain the following designated key performance target levels associated with each item of appropriation.

TEXAS ETHICS COMMISSION
(Continued)

	<u>2024</u>	<u>2025</u>
A. Goal: ADMINISTER ETHICS LAWS		
Outcome (Results/Impact):		
Percent of Advisory Opinion Requests Answered by Commission within 120 Working Days of Receipt	90%	90%
A.1.1. Strategy: DISCLOSURE FILING		
Output (Volume):		
Number of Reports Logged within Two Working Days of Receipt	92,485	92,485
A.1.2. Strategy: OFFICE OF THE GENERAL COUNSEL		
Efficiencies:		
Average Time (Working Days) to Answer Advisory Opinion Requests	75	75
A.1.3. Strategy: ENFORCEMENT		
Output (Volume):		
Number of Sworn Complaints Processed	360	360
Efficiencies:		
Average Number of Working Days to Process Sworn Complaints	3.53	3.53

2. Capital Budget.¹ None of the funds appropriated above may be expended for capital budget items except as listed below. The amounts shown below shall be expended only for the purposes shown and are not available for expenditure for other purposes.

	<u>2024</u>	<u>2025</u>
a. Acquisition of Information Resource Technologies		
(1) Vendor Support for Electronic Filing & Disclosure Database Systems	\$ 447,890	\$ 447,890
(2) Case Management Software License Subscription	22,000	22,000
(3) Enhancements to Electronic Filing System	220,000	137,500
(4) Improve Agency Website User Interface	150,000	UB
Total, Acquisition of Information Resource Technologies	\$ 839,890	\$ 607,390
b. Data Center/Shared Technology Services		
(1) Managed Cloud Services for TEC Electronic Filing System	\$ 247,000	\$ UB
Total, Capital Budget	\$ 1,086,890	\$ 607,390
Method of Financing (Capital Budget):		
General Revenue Fund	\$ 1,086,890	\$ 607,390
Total, Method of Financing	\$ 1,086,890	\$ 607,390

3. Judgments and Settlements. Notwithstanding Article IX, Section 16.04, Judgments and Settlements, of this Act, payment of judgments or settlements, including attorney's fees, resulting from actions brought under Title 42 United States Code §1983 that arise from claims challenging the validity or constitutionality of a state law and prosecuted or defended by the Office of the Attorney General that are obtained against the Texas Ethics Commission, or any individual(s) acting in their official capacity on behalf of the Texas Ethics Commission, shall be paid out by the Comptroller and not from funds appropriated above to the Texas Ethics Commission.

4. Appropriation for Retirement Payments. Included in amounts appropriated above as General Revenue to the Texas Ethics Commission for fiscal year 2024 are the following amounts: in Strategy A.1.1, Disclosure Filing, \$6,015; in Strategy A.1.2, Office of the General Counsel, \$12,835; in Strategy A.1.3, Enforcement, \$25,400; in Strategy B.1.1, Central Administration, \$28,145; and in Strategy B.1.2, Information Resources, \$41,440 for payment of unused annual leave to retiring agency employees.

Any unexpended balances in the appropriation made herein and remaining as of August 31, 2024, are appropriated for the same purposes for the fiscal year beginning September 1, 2024. Any part of the appropriation made for retirement payouts due at the time of agency employees' retirement that are not necessary for that purpose shall be lapsed by the agency at the end of the biennium.

TEXAS ETHICS COMMISSION

(Continued)

5. Oversight of the Electronic Filing System. The Texas Ethics Commission shall provide quarterly reports to the Legislative Budget Board with an accounting of vendor transactions related to the Electronic Filing System in a format prescribed by the Legislative Budget Board.

The Commission shall consult with the Department of Information Resources (DIR) on the costs and benefits of transitioning the operation of the Electronic Filing System to a DIR-contracted State Data Center Services solution and deliver a report to the Legislative Budget Board no later than June 30, 2024.

¹ Incorporates Article IX, Section 18.29, of this Act, due to enactment of HB 3474, 88th Legislature, Regular Session, relating to the operation and administration of and practices and procedures related to proceedings in the judicial branch of state government and the state of the judiciary, resulting in an increase of \$82,500 out of General Revenue Funds in fiscal year 2024. The Capital Budget is adjusted accordingly.

FACILITIES COMMISSION

	For the Years Ending	
	August 31, 2024	August 31, 2025
Method of Financing:		
General Revenue Fund ¹	\$ 333,943,142	\$ 75,612,094
<u>General Revenue Fund - Dedicated</u>		
Texas Department of Insurance Operating Fund Account No. 036	\$ 1,030,083	\$ 1,030,083
Federal Surplus Property Service Charge Fund Account No. 570	2,450,435	2,475,807
Deferred Maintenance Account No. 5166	111,375,696	UB
Subtotal, General Revenue Fund - Dedicated	\$ 114,856,214	\$ 3,505,890
<u>Other Funds</u>		
Appropriated Receipts	\$ 2,478,751	\$ 2,490,869
Interagency Contracts	24,308,125	24,322,923
Subtotal, Other Funds	\$ 26,786,876	\$ 26,813,792
Total, Method of Financing	\$ 475,586,232	\$ 105,931,776
Other Direct and Indirect Costs Appropriated Elsewhere in this Act	\$ 300,157	\$ 302,954
This bill pattern represents an estimated 100% of this agency's estimated total available funds for the biennium.		
Number of Full-Time-Equivalents (FTE):²	587.8	587.8
Schedule of Exempt Positions:		
Executive Director, Group 7	\$199,204	\$208,161
Items of Appropriation:		
A. Goal: FACILITIES CONSTRUCTION AND LEASING		
Provide Office Space for State Agencies through Constr/Leasing Svcs.		
A.1.1. Strategy: LEASING	\$ 699,139	\$ 714,726
Provide Quality Leased Space for State Agencies at the Best Value.		
A.1.2. Strategy: FACILITIES PLANNING	614,897	365,793
Ensure State Optimizes Use of Leased/Purchased/Constructed Off Space.		
A.2.1. Strategy: FACILITIES DESIGN AND CONSTRUCTION¹	263,567,516	10,218,524
Ensure Facilities Are Designed & Built Timely/Cost Eff/High Quality.		
Total, Goal A: FACILITIES CONSTRUCTION AND LEASING	\$ 264,881,552	\$ 11,299,043

FACILITIES COMMISSION
(Continued)

B. Goal: PROPERTY & FACILITIES MGMT & OPS

Protect & Cost Effectively Manage/Operate/Maintain State Facilities.

B.1.1. Strategy: CUSTODIAL	\$ 11,344,373	\$ 11,104,318
Provide Cost-effective/Efficient Custodial Svcs for State Facilities.		
B.2.1. Strategy: FACILITIES OPERATION	166,306,525	49,264,946
Provide a Comprehensive Pgm to Protect State's Invstmnt in Facilities.		
B.2.2. Strategy: LEASE PAYMENTS		
Make Lease Payments on Facilities Financed by the Public Finance Auth.		
B.2.3. Strategy: UTILITIES	<u>18,622,508</u>	<u>18,622,508</u>
Make Utility Payments for Specified State Facilities.		
Total, Goal B: PROPERTY & FACILITIES MGMT & OPS	\$ 196,273,406	\$ 78,991,772

C. Goal: SURPLUS PROPERTY

Provide Support Services to State Agencies for Surplus Property.

C.1.1. Strategy: STATE SURPLUS PROPERTY MANAGEMENT	\$ 980,597	\$ 1,063,371
Provide Timely and Cost-effective Disposal of State Surplus Property.		
C.1.2. Strategy: FEDERAL SURPLUS PROPERTY MANAGEMENT	<u>2,247,617</u>	<u>2,226,957</u>
Provide Timely and Cost-effective Disposal of Federal Surplus Property.		
Total, Goal C: SURPLUS PROPERTY	\$ 3,228,214	\$ 3,290,328

D. Goal: INDIRECT ADMINISTRATION

D.1.1. Strategy: CENTRAL ADMINISTRATION	\$ 7,347,890	\$ 7,239,001
D.1.2. Strategy: INFORMATION RESOURCES	<u>2,456,665</u>	<u>2,280,161</u>
Total, Goal D: INDIRECT ADMINISTRATION	\$ 9,804,555	\$ 9,519,162

E. Goal: SALARY ADJUSTMENTS

E.1.1. Strategy: SALARY ADJUSTMENTS	<u>\$ 1,398,505</u>	<u>\$ 2,831,471</u>
Grand Total, FACILITIES COMMISSION	<u>\$ 475,586,232</u>	<u>\$ 105,931,776</u>

Object-of-Expense Informational Listing:

Salaries and Wages	\$ 37,904,757	\$ 40,102,216
Other Personnel Costs	515,925	549,735
Professional Fees and Services	2,322,897	1,897,031
Fuels and Lubricants	402,745	397,845
Consumable Supplies	449,114	450,230
Utilities	19,572,655	19,555,162
Travel	221,367	221,367
Rent - Building	1,500	1,500
Rent - Machine and Other	85,680	85,710
Other Operating Expense	41,771,942	40,845,980
Capital Expenditures	<u>372,337,650</u>	<u>1,825,000</u>
Total, Object-of-Expense Informational Listing	<u>\$ 475,586,232</u>	<u>\$ 105,931,776</u>

Estimated Allocations for Employee Benefits and Debt Service Appropriations Made Elsewhere in this Act:

<u>Employee Benefits</u>		
Retirement	\$ 2,567,168	\$ 2,689,730
Group Insurance	5,548,862	5,708,019
Social Security	2,071,140	2,169,866
Benefits Replacement	<u>6,239</u>	<u>4,985</u>
Subtotal, Employee Benefits	\$ 10,193,409	\$ 10,572,600
<u>Debt Service</u>		
TPFA GO Bond Debt Service	\$ 13,804,029	\$ 11,422,127

FACILITIES COMMISSION
(Continued)

Lease Payments	58,133,754	68,310,949
Subtotal, Debt Service	\$ 71,937,783	\$ 79,733,076
Total, Estimated Allocations for Employee Benefits and Debt Service Appropriations Made Elsewhere in this Act	\$ 82,131,192	\$ 90,305,676

1. Performance Measure Targets. The following is a listing of the key performance target levels for the Facilities Commission. It is the intent of the Legislature that appropriations made by this Act be utilized in the most efficient and effective manner possible to achieve the intended mission of the Facilities Commission. In order to achieve the objectives and service standards established by this Act, the Facilities Commission shall make every effort to attain the following designated key performance target levels associated with each item of appropriation.

	2024	2025
A. Goal: FACILITIES CONSTRUCTION AND LEASING		
Outcome (Results/Impact):		
Percentage of Completed Construction Projects on Schedule within Budget	75%	75%
A.1.1. Strategy: LEASING		
Efficiencies:		
The Percentage Occupancy of All State Owned Space Assigned to TFC	100%	100%
Explanatory:		
Total Square Footage of Office and Warehouse Space Leased	10,300,000	10,300,000
B. Goal: PROPERTY & FACILITIES MGMT & OPS		
B.1.1. Strategy: CUSTODIAL		
Efficiencies:		
Cost Per Square Foot of Contracted Custodial Services in TFC-Managed Facilities Funded by General Revenue Appropriations and Located within Travis and Surrounding Counties	1.4	1.4
Cost Per Square Foot of Contracted Custodial Services in TFC-Managed Facilities Funded by General Revenue Appropriations and Located outside Travis and Surrounding Counties	1.4	1.4
B.2.1. Strategy: FACILITIES OPERATION		
Efficiencies:		
Average Number of Days to Complete Maintenance Requests	10	10
Average Number of Days to Respond to Maintenance Requests	1	1
The Percentage of Maintenance and Renewal Appropriations Encumbered and under Contract	40%	40%
Cost Per Square Foot of All Management, Maintenance, and Operations in TFC-managed Facilities Funded by General Revenue Appropriations and Located outside Travis and Surrounding Counties	2.8	2.8
Cost Per Square Foot of All Management, Maintenance, and Operations in TFC-managed Facilities Funded by General Revenue Appropriations and Located within Travis and Surrounding Counties	2.6	2.6

2. Information Listing of Appropriated Funds. The appropriations made in this and other Articles of this Act to the Texas Facilities Commission for lease payments to the Texas Public Finance Authority are subject to the following provision. The following amounts shall be used for the purpose indicated.

	For the Fiscal Year Ending August 31, 2024	August 31, 2025
Method of Financing:		
General Revenue Fund, estimated	\$ 83,990,660	\$97,400,484 & UB
Total, Method of Financing, Lease Payments	\$ 83,990,660	\$97,400,484 & UB
Strategy B.2.2, Lease Payments, estimated	\$ 83,990,660	\$97,400,484 & UB

FACILITIES COMMISSION
(Continued)

3. Capital Budget.^{1,3} None of the funds appropriated above may be expended for capital budget items except as listed below. The amounts shown below shall be expended only for the purposes shown and are not available for expenditure for other purposes. Amounts appropriated above and identified in this provision as appropriations either for "Lease Payments to the Master Lease Purchase Program" or for items with an "(MLPP)" notation shall be expended only for the purpose of making lease-purchase payments to the Texas Public Finance Authority pursuant to the provisions of Government Code §1232.103.

	2024	2025
a. Construction of Buildings and Facilities		
(1) Capitol Complex - Phase 2	\$ 243,839,454	\$ UB
	& UB	
(2) Capitol Complex - Phase 1 (Construction)	UB	UB
(3) Capitol Complex - Phase 1 (MLK Blvd)	UB	UB
(4) Guadalupe County Medical Facility	10,000,000	UB
(5) G. J. Sutton Building Development	UB	UB
(6) Texas-Mexico Border Wall	1,000,000	UB
(7) Permian Basin Behavioral Health Center	UB	UB
(8) TSLAC Records & Archive Facility	UB	UB
Total, Construction of Buildings and Facilities	\$ 254,839,454	\$ UB
b. Repair or Rehabilitation of Buildings and Facilities		
(1) Deferred Maintenance	\$ UB	\$ UB
(2) Lyndon Baines Johnson Building Renovation	UB	UB
(3) Maintenance Renewal Program - Renewal Construction	111,375,696	UB
(4) Federal Surplus Property Facilities Renovation and Support	500,000	500,000
	& UB	
Total, Repair or Rehabilitation of Buildings and Facilities	\$ 111,875,696	\$ 500,000
c. Acquisition of Capital Equipment and Items		
(1) Secure Workplace Environment	\$ 2,928,323	\$ 862,652
(2) Facilities Operations Capital Equipment and Other Items	4,477,500	1,300,000
Total, Acquisition of Capital Equipment and Items	\$ 7,405,823	\$ 2,162,652
d. Data Center/Shared Technology Services		
(1) Data Center Consolidation	\$ 454,793	\$ 452,569
e. Cybersecurity		
(1) Cybersecurity Services and Personnel	\$ 277,495	\$ 179,932
Total, Capital Budget	\$ 374,853,261	\$ 3,295,153
Method of Financing (Capital Budget):		
General Revenue Fund	\$ 262,622,351	\$ 2,560,511
<u>General Revenue Fund - Dedicated</u>		
Federal Surplus Property Service Charge Fund Account No. 570	\$ 507,847	\$ 507,809
Deferred Maintenance Account No. 5166	111,375,696	UB
Subtotal, General Revenue Fund - Dedicated	\$ 111,883,543	\$ 507,809
<u>Other Funds</u>		
Appropriated Receipts	\$ 109,258	\$ 108,724

FACILITIES COMMISSION
(Continued)

Interagency Contracts	238,109	118,109
Subtotal, Other Funds	\$ 347,367	\$ 226,833
Total, Method of Financing	\$ 374,853,261	\$ 3,295,153

4. Unexpended Balances of Bond Proceeds for Deferred Maintenance. Included in the amounts appropriated above are unexpended and unobligated balances of General Obligation Bond Proceeds for projects that have been approved under the provisions of Article IX, Section 17.11 of Senate Bill 1, Eighty-first Legislature, Regular Session, 2009, remaining as of August 31, 2023, (estimated to be \$0) for deferred maintenance, for the 2024-25 biennium; Article IX, Section 18.01 of House Bill 1, Eighty-second Legislature, Regular Session, 2011, remaining as of August 31, 2023, (estimated to be \$0) for deferred maintenance, for the 2024-25 biennium; and Article IX, Section 17.02 of Senate Bill 1, Eighty-third Legislature, Regular Session, 2013, remaining as of August 31, 2023, (estimated to be \$0) for deferred maintenance, for the 2024-25 biennium in Strategy B.2.1, Facilities Operation.

Any unexpended balances in General Obligation Bond Proceeds described above and remaining as of August 31, 2024, are appropriated for the same purposes for the fiscal year beginning September 1, 2024.

5. Transfer Authority - Utilities. Notwithstanding Article IX, Section 14.01, Appropriation Transfers, in order to provide for unanticipated cost increases in purchased utilities during fiscal year 2024, the Texas Facilities Commission may transfer such amounts as may be necessary to cover such increases from appropriations made in fiscal year 2025 for utilities in B.2.3, Utilities, to amounts appropriated in fiscal year 2024 for utilities. Prior to transferring fiscal year 2025 funds into the 2024 fiscal year, notification shall be given to the Comptroller of Public Accounts of the amounts to be transferred and quarterly reports shall be filed with the Legislative Budget Board and the Governor detailing the necessity for such transfers.

Any unobligated and unexpended balances appropriated for purchased utilities in Strategy B.2.3, Utilities, as of August 31, 2024, are appropriated for the same purposes for the fiscal year beginning September 1, 2024.

6. Employee Testing. Out of the funds appropriated above, the Texas Facilities Commission may pay for medical testing for employees or prospective employees that work in high risk environment areas (e.g., asbestos removal, sewage). Funds appropriated above may also be expended for immunizations which are required of employees at risk in the performance of these duties. Testing performed under this provision must be approved by the Executive Director and obtained for the safety of the employee or the general public.

7. Cost Recovery, Reimbursement of General Revenue Funds. In the event that the Leasing Services Program or any other function funded with general revenue in the above strategies recovers operational costs through reimbursements from other agencies or entities, the Texas Facilities Commission shall reimburse the General Revenue Fund for the amounts expended. Upon reimbursement, the Comptroller shall transfer these funds to unappropriated General Revenue balances.

8. Texas Facilities Commission's Revolving Account. The Comptroller of Public Accounts shall maintain the "Texas Facilities Commission's Revolving Account" to account for the expenditures, revenues, and balances of the Commission's full cost-recovery operations of Minor Construction and Project Management. The expenditures, revenues, and balances for each operation shall be maintained separately by the Texas Facilities Commission within its accounting system. Included in funds appropriated above in Strategy A.2.1, Facilities Design and Construction, are unexpended and unobligated balances for these operations as of August 31, 2023, (not to exceed \$1,200,000 in Interagency Contracts) for use during the 2024-25 biennium, along with any revenues received during the biennium. Any unobligated balances as of August 31, 2024, are appropriated for the same use during fiscal year 2025.

9. Standby Pay. It is expressly provided that the Texas Facilities Commission, to the extent permitted by law, may pay compensation for on-call time at the following rates: credit for one hour worked for each day on-call during the normal work week, and two hours worked for each day on-call during weekends and on holidays. This credit shall be in addition to actual hours worked during normal duty hours and actual hours worked during on-call status.

FACILITIES COMMISSION
(Continued)

For employees subject to the Fair Labor Standards Act (FLSA), an hour of on-call service shall be considered to be an hour worked during the week for purposes of the FLSA only to the extent required by federal law.

- 10. Capitol Complex - Utilities.** Notwithstanding any other provision in this Act, the Texas Facilities Commission shall be responsible for the payment of all utility costs out of appropriated funds in Strategy B.2.3, Utilities, for the Capitol, the Capitol Extension, the Historic Capitol Grounds, the 1857 General Land Office Building, and the State History Museum. For purposes of this rider, utility costs include electricity, water, wastewater, and natural gas.

Notwithstanding Article IX Sec. 14.01, Appropriation Transfers or similar provisions of this Act, no funds appropriated above in Strategy B.2.3, Utilities, (\$18,622,508 in fiscal year 2024 and \$18,622,508 in fiscal year 2025) may be transferred by the agency to another appropriation item or be used by the agency for a purpose other than payment of utility expenses or for the payment of verification costs and loans obtained through the State Energy Conservation Office and/or the Texas Public Finance Authority for implementation of energy efficiency programs and projects without prior written approval from the Legislative Budget Board.

The Texas Facilities Commission requesting the approval of the Legislative Budget Board to use funds originally appropriated for utility expenses for another purpose shall submit in a timely manner the request along with adequate information for evaluating the request. Any additional information requested by the Legislative Budget Board must be submitted promptly and in a manner prescribed by the Legislative Budget Board.

Additionally, the Texas Facilities Commission shall provide quarterly reports to the Legislative Budget Board detailing monthly utility expenditures.

Notwithstanding Article IX Sec. 14.03, Transfers - Capital Budget or similar provisions of the Act, savings generated from the implementation of energy efficiency programs contained in Strategy B.2.3, Utilities, may be reinvested in additional energy efficiency programs.

Any unexpended balances in Strategy B.2.3, Utilities, remaining as of August 31, 2024, are appropriated for the same purpose for the fiscal year beginning September 1, 2024.

- 11. Night Shift Differential.** The Texas Facilities Commission, to the extent provided by law, is authorized to pay an additional night shift differential to eligible agency employees within the Facilities Design and Construction Division and the Planning and Real Estate Management Division.
- 12. Federal Surplus Property Program.** Fees, fines, and other miscellaneous revenues as authorized and generated by the operation of the Federal Surplus Property program pursuant to Government Code 2175.369 shall cover, at a minimum, the cost of appropriations made above in Strategies C.1.2, Federal Surplus Property Management, D.1.1, Central Administration, D.1.2, Information Resources, and E.1.1, Salary Adjustments, as well as the "other direct and indirect costs" made elsewhere in this Act associated with this program.

Included in amounts appropriated above in Strategies C.1.2, Federal Surplus Property Management, D.1.1, Central Administration, D.1.2, Information Resources, and E.1.1, Salary Adjustments, are any balances (estimated to be \$0) as of August 31, 2023, in General Revenue-Dedicated Federal Surplus Property Service Charge Fund Account No. 570.

Also included in the amounts appropriated above in Strategies C.1.2, Federal Surplus Property Management, D.1.1, Central Administration, D.1.2, Information Resources, and E.1.1, Salary Adjustments, is all revenue collected on or after September 1, 2023, (estimated to be \$2,450,435 in fiscal year 2024 and \$2,475,807 in fiscal year 2025) deposited to the credit of the General Revenue-Dedicated Federal Surplus Property Service Charge Fund Account No. 570, including 15.7 full-time equivalent (FTE) positions in each fiscal year. In addition, the agency is authorized to use up to 4.0 FTEs otherwise allocated to support the Federal Surplus Property Program.

"Other direct and indirect costs" are estimated to be \$300,157 for fiscal year 2024 and \$302,954 for fiscal year 2025.

FACILITIES COMMISSION

(Continued)

In the event that actual and/or projected revenue collections are insufficient to offset the costs identified by this provision, the Legislative Budget Board may direct that the Comptroller of Public Accounts reduce the appropriation authority provided above to be within the amount of revenue expected to be available.

- 13. State Surplus Property Program.** Fees, fines, and other miscellaneous revenues as authorized and generated by the operation of the State Surplus Property program pursuant to Government Code 2175.188 shall cover, at a minimum, the cost of appropriations made above in Strategies C.1.1, State Surplus Property Management, D.1.1, Central Administration, and D.1.2, Information Resources.

Included in the amounts appropriated above in Strategy C.1.1, State Surplus Property Management, D.1.1, Central Administration, and D.1.2, Information Resources, are any balances (estimated to be \$0) as of August 31, 2023, out of Appropriated Receipts from the State Surplus Property Program for the same purposes for the fiscal year beginning September 1, 2023.

Also, included in the amounts appropriated above in Strategy C.1.1, State Surplus Property Management, D.1.1, Central Administration, and D.1.2, Information Resources, is all balances and revenue collected on or after September 1, 2023 (estimated to be \$1,221,451 in fiscal year 2024 and \$1,304,255 in fiscal year 2025 out of Appropriated Receipts from the State Surplus Property Program), including 18.3 full-time equivalent (FTE) positions in each fiscal year. In addition, the agency is authorized to use up to 4.0 FTEs otherwise allocated to support the State Surplus Property Program.

- a. Out of funds appropriated above, the Texas Facilities Commission shall maintain a surplus property inventory information system to efficiently process and manage the State Surplus Property Program inventory and facilitate the tracking of property sales conducted by the Texas Facilities Commission.
- b. Based on an annual risk assessment, the Texas Facilities Commission shall target the education and outreach efforts of the State Surplus Property Program to select state agencies to ensure appropriate and timely identification of disposition of eligible surplus property.
- c. The Texas Facilities Commission shall develop and track performance benchmarks and targets necessary to evaluate the efficiency and effectiveness of the State Surplus Property Program, specifically evaluating the timeliness, cost, and profitability of program operations.

The Texas Facilities Commission shall report to the Legislative Budget Board and the Governor, no later than October 15 in each year of the biennium, on the following:

1. Surplus property sales proceeds for the previous fiscal year by method of sale. In addition, the report submitted for fiscal year 2023 operations shall contain a five-year history of sales proceeds by method of sale.
2. Distribution of surplus property sales proceeds for the previous fiscal year, including, at a minimum, remittances to state agencies, expenditures by the State Surplus Property Program, and amounts returned to General Revenue. In addition, the report submitted for fiscal year 2023 operations shall contain a five-year history of the distribution of sales proceeds.
3. Breakout of the direct and indirect operational costs incurred by the State Surplus Property Program during the previous fiscal year. In addition, the report submitted for fiscal year 2023 operations shall contain a five-year history of program costs.
4. Percent of the estimated inventory value of surplus property items recovered through disposal, by sales method, for the previous fiscal year. Inventory value is defined as the estimated value assigned to an item upon receipt by the program.
5. Timeliness of surplus property disposal for the previous fiscal year by method of sale. Timeliness is defined as the time, in days, between receipt of the property by the program and final disposition of the property through sale, salvage, donation, or other means of disposal.

FACILITIES COMMISSION

(Continued)

6. Description of the risk assessment process used in item (b) of this rider, and the resulting agencies targeted by education and outreach efforts. Briefly describe the education and outreach efforts used in targeting these agencies and how they differ from standard program efforts.

14. Public-Private Partnerships Limitation. Notwithstanding other provisions of this Act, the Texas Facilities Commission may not expend amounts appropriated above on any activities related to public-private partnerships, as authorized by Government Code, Chapter 2267, Public and Private Facilities and Infrastructure, within the Capitol Complex as defined by Government Code, §443.0071(b).

15. Capital Construction on Behalf of State Agencies. Any capital items related to construction of buildings and facilities including minor construction on behalf of other state agencies provided by the Facilities Commission do not apply to the Commission for the purpose of the capital budget rider limitations specified in Article IX, Sec. 14.03, Transfers - Capital Budget, of the General Provisions of this Act. The state agency requesting construction of buildings and facilities including minor construction must have the requisite capital budget authority to support its request.

16. Construction of New Facilities - Unexpended Balances of Revenue Bond Proceeds. In addition to the amounts appropriated to the Texas Facilities Commission, in Strategy A.2.1, Facilities Design and Construction, are unexpended and unobligated balances of revenue bond proceeds issued under the provision of Rider 19, Texas Facilities Commission Bill Pattern, in House Bill 1, Eighty-fourth Legislature, Regular Session, 2015, (estimated to be \$0) and Rider 16, Texas Facilities Commission Bill Pattern, in House Bill 1, Eighty-sixth Legislature, 2019, (estimated to be \$0) in fiscal year 2024, both for the construction of the Capitol Complex and North Austin Complex (phases 1 and 2).

Any unexpended balances in the appropriation made herein and remaining as of August 31, 2024, are appropriated for the same purposes as identified in the respective original appropriations provisions for the fiscal year beginning September 1, 2024.

Notwithstanding Article IX, Section 14.03, Transfers - Capital Budget, unexpended and unobligated balances of revenue bond proceeds appropriated by this section, including funding previously appropriated for the North Austin Complex and Capitol Complex, may be expended only for the construction of Phase 2 of the Capitol Complex project.

17. Unexpended Balances of General Revenue - Dedicated Deferred Maintenance Account No. 5166. In addition to the amounts above, any unexpended and unobligated balances of Deferred Maintenance Account No. 5166 (Fund 5166) for projects that have been approved under the provisions of Article IX, Section 18.09 of House Bill 1, Eighty-fourth Legislature, Regular Session, 2015, remaining as of August 31, 2023, (estimated to be \$0) for deferred maintenance, are appropriated for the 2024-25 biennium in Strategy B.2.1, Facilities Operation.

Any unexpended balances in Deferred Maintenance Account No. 5166 described above and remaining as of August 31, 2024, are hereby appropriated for the same purpose for the fiscal year beginning September 1, 2024.

18. Construction Encumbrances. Any funds legally encumbered for construction contracts for projects which are in effect as of August 31, 2023, are considered encumbered and may be carried forward to fiscal year 2024.

19. Sale of Hobby Building. Contingent on the sale of the William P. Hobby Jr. State Office Building in Travis County pursuant to either general or specific law, all proceeds from that sale are appropriated, in addition to funds appropriated elsewhere in this Act for similar purposes, to the Texas Facilities Commission for the sole purpose of funding the Capitol Complex - Phase 2 construction project as identified in this Act.

The funds appropriated by this provision, if and when available for expenditure, shall be expended on the project prior to the expenditure of any other funds lawfully available. Further, the funds appropriated by this provision shall be fully expended within two years of the close of the sale of the Hobby Building.

20. Capitol Complex Master Plan. Included in the amounts above in fiscal year 2024 is \$250,000 in General Revenue in Strategy A.1.2, Facilities Planning, to develop and publish the Capitol

FACILITIES COMMISSION
(Continued)

Complex Master Plan pursuant to Texas Government Code, §2166.105. Any unobligated and unexpended balances remaining as of August 31, 2024, identified in this rider are appropriated for the same purpose for the fiscal year beginning September 1, 2024.

21. Construction of New Facilities - Transfer Authority for Economic Stabilization Funds.

Notwithstanding Article IX, Section 14.03, Transfers - Capital Budget, any unexpended and unobligated balances of economic stabilization funds originally appropriated under the provision of Section 3, Facilities Commission: Capitol Complex Phase 1, of House Bill 2, Eighty-seventh Legislature, Regular Session, 2021, and appropriated by Section 8.03 of Senate Bill 30, Eighty-eighth Legislature, Regular Session, 2023, shall be utilized for the construction of Phase 2 of the Capitol Complex project, in addition to amounts appropriated for such purpose elsewhere in this Act.

22. Border Wall Maintenance. Included in the amounts appropriated above to the Texas Facilities Commission is \$1,000,000 in General Revenue in fiscal year 2024 in Strategy B.2.1, Facilities Operations, for the purpose of maintaining structures and facilities constructed by the agency directly related to the Texas-Mexico border wall. Notwithstanding the provisions of Article IX, Section 14.01, Appropriations Transfers, funds appropriated for this purpose may not be used for any other purpose.

The agency shall provide a report of these maintenance activities, including details on expenditures and encumbrances, to the Legislative Budget Board no later than January 1, 2024 and every quarter thereafter.

Any unexpended and unobligated balances of the appropriation identified in this rider remaining as of August 31, 2024, are appropriated for the same purposes for the fiscal year beginning September 1, 2024.

23. Transfer Authority - Capitol and North Austin Complex, Phase 1. Notwithstanding Article IX, Sections 14.01, Appropriation Transfers, and 14.03, Transfers - Capital Budget, in order to provide for unanticipated cost increases related to construction of the Capitol Complex and North Austin Complex (collectively known as the “Project”), the Texas Facilities Commission may transfer such amounts as necessary and available between Phase 1 capital budget items of the Project to support ongoing construction activities.

24. Guadalupe County Medical Facility.¹ Included in the amounts appropriated above to the Texas Facilities Commission is \$10,000,000 in General Revenue in fiscal year 2024 in Strategy A.2.1, Facilities Design and Construction, for the development of a medical facility in Guadalupe County. Any unexpended balances remaining as of August 31, 2024, are appropriated for the same purpose in the fiscal year beginning September 1, 2024.

¹ Incorporates Article IX, Section 17.20, of this Act, relating to the construction of a medical facility in Guadalupe County, resulting in an increase of \$10,000,000 out of General Revenue and in fiscal year 2024. The Capital Budget is adjusted accordingly.

² Incorporates the enactment of SB 30, 88th Legislature, Regular Session, relating to making supplemental appropriations and reductions in appropriations and giving direction and adjustment authority regarding appropriations, resulting in an increase of 4.0 FTEs each fiscal year of the biennium for the construction of an archives building for the Texas Library and Archives Commission.

³ Modified to reflect authority for unexpended balances of capital projects appropriated in FY 2023 in SB 30, 88th Legislature, Regular Session, relating to making supplemental appropriations and reductions in appropriations and giving direction and adjustment authority regarding appropriations.

PUBLIC FINANCE AUTHORITY

	For the Years Ending	
	August 31, 2024	August 31, 2025
Method of Financing:		
General Revenue Fund	\$ 1,225,966	\$ 1,290,873

PUBLIC FINANCE AUTHORITY
(Continued)

Other Funds

TPFA Series B Master Lease Project Fund	\$ 415,954	\$ 419,573
Bond Proceeds - Revenue Bonds	551,198	527,647

Subtotal, Other Funds	\$ 967,152	\$ 947,220
-----------------------	------------	------------

Total, Method of Financing	\$ 2,193,118	\$ 2,238,093
-----------------------------------	---------------------	---------------------

This bill pattern represents an estimated 100% of this agency's estimated total available funds for the biennium.

Number of Full-Time-Equivalents (FTE):	17.0	17.0
--	------	------

Schedule of Exempt Positions:

Executive Director, Group 7	\$215,000	\$230,000
-----------------------------	-----------	-----------

Items of Appropriation:

A. Goal: FINANCE CAPITAL PROJECTS

Finance Capital Projects Cost Effectively and Monitor Debt Efficiently.

A.1.1. Strategy: ANALYZE FINANCINGS AND ISSUE DEBT Analyze Agency Financing Applications and Issue Debt Cost Effectively.	\$ 1,052,662	\$ 1,033,543 & UB
---	--------------	----------------------

A.2.1. Strategy: MANAGE BOND PROCEEDS Manage Bond Proceeds and Monitor Covenants to Ensure Compliance.	1,061,116	1,041,843 & UB
--	-----------	-------------------

A.2.2. Strategy: BOND DEBT SERVICE PAYMENTS Make GO Bond Debt Service Payments.		
---	--	--

Total, Goal A: FINANCE CAPITAL PROJECTS	\$ 2,113,778	\$ 2,075,386
--	--------------	--------------

B. Goal: SALARY ADJUSTMENTS

B.1.1. Strategy: SALARY ADJUSTMENTS	\$ 79,340	\$ 162,707
--	-----------	------------

Grand Total, PUBLIC FINANCE AUTHORITY	\$ 2,193,118	\$ 2,238,093
--	---------------------	---------------------

Object-of-Expense Informational Listing:

Salaries and Wages	\$ 1,775,558	\$ 1,873,923
Other Personnel Costs	125,664	126,963
Professional Fees and Services	130,180	74,695
Consumable Supplies	3,500	3,500
Utilities	1,625	1,625
Travel	22,532	22,534
Rent - Building	2,360	2,360
Rent - Machine and Other	2,554	2,554
Other Operating Expense	129,145	129,939

Total, Object-of-Expense Informational Listing	\$ 2,193,118	\$ 2,238,093
---	---------------------	---------------------

Estimated Allocations for Employee Benefits and Debt Service Appropriations Made Elsewhere in this Act:

Employee Benefits

Retirement	\$ 74,255	\$ 82,570
Group Insurance	148,618	152,283
Social Security	110,292	117,377
Benefits Replacement	656	524

Total, Estimated Allocations for Employee Benefits and Debt Service Appropriations Made Elsewhere in this Act	\$ 333,821	\$ 352,754
--	-------------------	-------------------

1. Performance Measure Targets. The following is a listing of the key performance target levels for the Public Finance Authority. It is the intent of the Legislature that appropriations made by this Act be utilized in the most efficient and effective manner possible to achieve the intended mission of the Public Finance Authority. In order to achieve the objectives and service standards established by this Act, the Public Finance Authority shall make every effort to attain the following designated key performance target levels associated with each item of appropriation.

PUBLIC FINANCE AUTHORITY
(Continued)

	<u>2024</u>	<u>2025</u>
A. Goal: FINANCE CAPITAL PROJECTS		
A.1.1. Strategy: ANALYZE FINANCINGS AND ISSUE DEBT		
Output (Volume):		
Number of Requests for Financings Approved	12	5
A.2.1. Strategy: MANAGE BOND PROCEEDS		
Output (Volume):		
Number of Financial Transactions Including Debt Service Payments	3,700	3,700

2. Capital Budget. None of the funds appropriated above may be expended for capital budget items except as listed below. The amounts shown below shall be expended only for the purpose shown and are not available for expenditure for other purposes.

	<u>2024</u>	<u>2025</u>
a. Acquisition of Information Resource Technologies		
(1) Enterprise Content Management Upgrades	\$ 83,539	\$ 31,738
b. Data Center/Shared Technology Services		
(1) Continuity of Operations Plan (COOP)		
– Data Center Services	<u>\$ 60,000</u>	<u>\$ 60,000</u>
 Total, Capital Budget	 <u>\$ 143,539</u>	 <u>\$ 91,738</u>
Method of Financing (Capital Budget):		
General Revenue Fund	\$ 60,000	\$ 60,000
<u>Other Funds</u>		
TPFA Series B Master Lease Project Fund	\$ 33,416	\$ 12,695
Bond Proceeds - Revenue Bonds	<u>50,123</u>	<u>19,043</u>
Subtotal, Other Funds	<u>\$ 83,539</u>	<u>\$ 31,738</u>
Total, Method of Financing	<u>\$ 143,539</u>	<u>\$ 91,738</u>

3. Informational Listing of Appropriated Funds. The appropriations made in this and other Articles of this Act to the Texas Public Finance Authority for General Obligation Bond Debt Service are subject to the following provision. The following amounts shall be used for the purpose indicated.

	For the Years Ending August 31, 2024	August 31, 2025
Method of Financing:		
General Revenue Fund	\$ 341,952,913	\$ 340,689,611
GR Dedicated - Texas Military Revolving Loan No. 5114, estimated	\$ 6,710,232	6,575,836
Federal Funds	2,361,154	2,361,154
<u>Other Funds</u>		
MH Collections for Patient Support and Maintenance No. 8031	\$ 470,963	\$ 470,963
MH Appropriated Receipts No. 8033	15,828	15,828
ID Collections for Patient Support and Maintenance No. 8095	120,063	120,063
ID Appropriated Receipts No. 8096	16,949	16,949
Texas Agricultural Fund No. 683, estimated	\$ 7,139,227	10,107,753
Subtotal, Other Funds	<u>\$ 7,763,030</u>	<u>\$ 10,731,556</u>

PUBLIC FINANCE AUTHORITY
(Continued)

Total, Method of Financing

Bond Debt Service	\$ <u>358,787,329</u>	\$ <u>360,358,157</u>
Strategy A.2.2, Bond Debt Service	\$ 358,787,329	\$ 360,358,157 & UB

4. Appropriation and Transfer Authority of Interest and Sinking Funds for General Obligation Bond Debt Service Payments. Prior to the expenditure of funds appropriated out of the General Revenue Fund to pay debt service on general obligation bonds, the Texas Public Finance Authority shall utilize any balances available in interest and sinking funds for said purpose. The Authority is hereby appropriated all amounts available in interest and sinking funds, including any unexpended balances in these funds for the purpose of paying debt service on general obligation bonds.

In compliance with the bond resolutions and financing agreements between the Texas Public Finance Authority and all agencies on whose behalf the Texas Public Finance Authority issues bonds, notes, or other obligations, the Texas Public Finance Authority is hereby authorized to transfer funds, appropriated for bond debt service, into the appropriate interest and sinking funds in amounts as necessary for the payment of principal and interest due on general obligation bonds. Such transfers shall be made no sooner than the day that bond debt service is required to be delivered in accordance with the bond resolutions and funds management agreements. The Texas Public Finance Authority is also authorized to transfer funds appropriated for general obligation bond debt service to the interest and sinking fund(s) to pay ongoing costs associated with the General Obligation Commercial Paper Program(s).

5. Appropriation and Transfer Authority for Revenue Bond Lease Payments. Balances in and revenues accruing to the Texas Public Finance Authority revenue bond interest and sinking fund(s) are appropriated to the Texas Public Finance Authority for bond servicing costs on revenue bonds. Bond servicing costs shall include such costs as debt service payments, insurance premiums, paying agent fees, and other costs associated with the outstanding bonds.

The Texas Public Finance Authority is hereby authorized to transfer such amounts as necessary for the payment of bond servicing costs from the General Revenue - Dedicated State Lease Fund Account No. 0507 to the Texas Public Finance Authority interest and sinking fund(s) or other debt service funds.

6. Appropriation and Transfer Authority for Revenue Commercial Paper Programs: Payments and Administrative Fees. The Texas Public Finance Authority is appropriated balances held in and revenue accruing to the General Revenue - Dedicated State Lease Fund Account No. 0507 and the interest and sinking funds associated with the Texas Public Finance Authority revenue commercial paper programs for the purpose of making debt service and other payments in accordance with applicable laws, rules, and covenants pertaining to the respective revenue commercial paper programs. Included in amounts appropriated above is \$551,198 in fiscal year 2024 and \$527,647 in fiscal year 2025 out of Revenue Bond Proceeds for the administration of the revenue commercial paper programs. In addition, revenues accruing to the Texas Public Finance Authority revenue commercial paper program funds, including costs of issuance funds, in excess of Revenue Bond Proceeds and Master Lease Project Fund included in amounts appropriated above are appropriated to the Texas Public Finance Authority for the purpose of administering the revenue commercial paper programs. Any unexpended and unobligated balances remaining as of August 31, 2024, are appropriated for the fiscal year beginning September 1, 2024, for the same purpose.

The Texas Public Finance Authority is hereby authorized to transfer each agency's share of administrative fees and lease payments pursuant to the respective revenue commercial paper program from each agency's appropriations made elsewhere in this Act to the Texas Public Finance Authority revenue commercial paper program cost of issuance fund(s) and the General Revenue - Dedicated State Lease Fund Account No. 0507, respectively. Such transfers shall not be made earlier than fifteen days prior to the date that the debt service payment is required. The Texas Public Finance Authority may transfer funds necessary for revenue commercial paper debt service payments from the General Revenue - Dedicated State Lease Fund Account No. 0507 to the respective Texas Public Finance Authority revenue commercial paper program's interest and sinking fund(s).

PUBLIC FINANCE AUTHORITY
(Continued)

For the purpose of this provision, the Texas Public Finance Authority revenue commercial paper programs include: the Master Lease Purchase Program; the Texas Facilities Commission Revenue Commercial Paper Program; and any revenue financing authorized by the Eighty-eighth Legislature.

- 7. Appropriation and Transfer Authority for Unexpended Balances in Bond Related Funds.** The Texas Public Finance Authority is hereby authorized to transfer all unexpended bond fund balances forward to the following fiscal year. Balances in and revenues accruing in these bond related funds are hereby appropriated to the Texas Public Finance Authority and may be transferred to the current fiscal year or prior fiscal years in order to make bond related payments and transfers in accordance with bond resolutions. Bond funds include but are not limited to: construction (project) funds; acquisition funds; costs of issuance funds; rebate funds; capitalized interest funds; and restoration funds.
- 8. Appropriation and Transfer Authority.** Appropriations to all agencies on whose behalf the Texas Public Finance Authority has, or will issue bonds, notes, or other obligations are hereby authorized to be transferred to the Texas Public Finance Authority to the funds prescribed by the bond documents for payment of debt service. The monies so transferred are hereby appropriated to the Texas Public Finance Authority for payment of principal and interest on the bonds, notes, or other obligations.
- 9. Reimbursement of Expenses Related to Bond Issuances.** In addition to the amounts appropriated above, in Strategies A.1.1, Analyze Financings and Issue Debt, and A.2.1, Manage Bond Proceeds, is an amount estimated to be \$0 for the reimbursement of costs related to the Texas Public Finance Authority Charter School Finance Corporation (CSFC) for bonds issued on behalf of charter schools, issued pursuant to Texas Education Code, §53.351, for payment, on behalf of the CSFC, of its required issuance and administration costs and reimbursement of the Texas Public Finance Authority's additional costs in providing staff support for such bond issues and administering the Texas Charter School Credit Enhancement Program.
- 10. Informational Listing: Master Lease Purchase Program Lease Payments.** The following is an informational listing of funds appropriated elsewhere in this Act for the 2024-25 biennium to the agencies listed below for the administrative fees and lease payments pursuant to the Master Lease Purchase Program.

Master Lease Purchase Program by Article by Agency	<u>FY 2024</u>	<u>FY 2025</u>
ARTICLE II		
Health and Human Services Commission	\$15,833,836	\$20,287,675
ARTICLE VI		
Department of Agriculture	\$ 38,265	\$ 38,026
Total, by Article	<u>\$15,922,101</u>	<u>\$20,325,701</u>

- 11. Reimbursement of Charter School Finance Corporation Directors.** Pursuant to Education Code §53.351(b) reimbursement of expenses for the board of directors of the Texas Public Finance Authority Charter School Finance Corporation, out of funds appropriated above, is authorized for travel expenses incurred in attending board meetings of the corporation. Such reimbursement shall not exceed the rates authorized in the general provisions of this Act.

To the maximum extent possible, the Texas Public Finance Authority shall encourage the use of videoconferencing and teleconferencing and shall schedule meetings and locations to facilitate the travel of participants so that they may return the same day and reduce the need to reimburse members for overnight stays.

- 12. Appropriation of Administrative Receipts.** In addition to amounts appropriated above, the Texas Public Finance Authority (TPFA) is appropriated up to \$50,000 in each fiscal year of the biennium beginning on September 1, 2023, out of Appropriated Receipts collected from the Texas Windstorm Insurance Association to implement and manage the provisions of the bonds, or other obligations, for the purpose of reimbursing TPFA for its associated administrative costs. Any unexpended balances of Appropriated Receipts remaining as of August 31, 2024, are appropriated to TPFA for the same purposes for the fiscal year beginning September 1, 2024.

OFFICE OF THE GOVERNOR

	For the Years Ending	
	August 31, 2024	August 31, 2025
Method of Financing:		
General Revenue Fund	\$ 14,439,969	\$ 15,121,312
Appropriated Receipts	<u>\$ 8,000</u>	<u>\$ 8,000</u>
Total, Method of Financing	<u>\$ 14,447,969</u>	<u>\$ 15,129,312</u>

This bill pattern represents an estimated 100% of this agency's estimated total available funds for the biennium.

Number of Full-Time-Equivalents (FTE):	120.1	120.1
Schedule of Exempt Positions:		
Governor, Group 6	\$153,750	\$153,750

Items of Appropriation:

A. Goal: GOVERN THE STATE

Formulation of Balanced State Policies.

A.1.1. Strategy: SUPPORT GOVERNOR & STATE	\$ 7,971,703	\$ 7,971,703
Provide Support to Governor and State Agencies.		
A.1.2. Strategy: APPOINTMENTS	1,845,982	1,845,982
Develop and Maintain System of Recruiting, Screening, and Training.		
A.1.3. Strategy: COMMUNICATIONS	3,129,693	3,129,693
Maintain Open, Active, and Comprehensive Functions.		
A.1.4. Strategy: GOVERNOR'S MANSION	<u>844,043</u>	<u>844,043</u>
Maintain and Preserve Governor's Mansion.		

Total, Goal A: GOVERN THE STATE	\$ 13,791,421	\$ 13,791,421
--	---------------	---------------

B. Goal: SALARY ADJUSTMENTS

B.1.1. Strategy: SALARY ADJUSTMENTS	<u>\$ 656,548</u>	<u>\$ 1,337,891</u>
--	-------------------	---------------------

Grand Total, OFFICE OF THE GOVERNOR	<u>\$ 14,447,969</u>	<u>\$ 15,129,312</u>
--	----------------------	----------------------

Object-of-Expense Informational Listing:

Salaries and Wages	\$ 12,264,802	\$ 12,946,145
Other Personnel Costs	340,515	340,515
Professional Fees and Services	177,813	177,813
Fuels and Lubricants	312	312
Consumable Supplies	33,976	33,976
Utilities	68,980	68,980
Travel	114,345	114,345
Rent - Building	37,167	37,167
Rent - Machine and Other	67,762	67,762
Other Operating Expense	1,236,316	1,236,316
Capital Expenditures	<u>105,981</u>	<u>105,981</u>

Total, Object-of-Expense Informational Listing	<u>\$ 14,447,969</u>	<u>\$ 15,129,312</u>
---	----------------------	----------------------

Estimated Allocations for Employee Benefits and Debt Service Appropriations Made Elsewhere in this Act:

Employee Benefits

Retirement	\$ 1,152,549	\$ 1,220,892
Group Insurance	1,952,312	2,007,843
Social Security	882,091	936,770
Benefits Replacement	<u>2,622</u>	<u>2,095</u>

Total, Estimated Allocations for Employee Benefits and Debt Service Appropriations Made Elsewhere in this Act	<u>\$ 3,989,574</u>	<u>\$ 4,167,600</u>
--	---------------------	---------------------

1. Unexpended Balances Within the Biennium. Any unexpended balances, as of August 31, 2024, in the appropriations made to the Office of the Governor are appropriated for the same purposes for the fiscal year beginning September 1, 2024.

OFFICE OF THE GOVERNOR
(Continued)

- 2. Designation of Exempt Positions.** Pursuant to the provisions of this Act and other state and federal legislation, and notwithstanding restrictions in this Act relative to the authority of the Governor to exempt positions from the Position Classification Act of 1961, the Governor may designate the title and compensation rate of exempt positions to be used by the Office of the Governor.
- 3. Governor's Salary.** The salary provided by this Act for the Governor is an annual salary and is not reduced during the Governor's absence from the state.
- 4. Governor's Salary Authorization.** The Governor is hereby authorized, notwithstanding the rate listed for the Governor in the "Schedule of Exempt Positions," to establish the rate of compensation for the Governor at any amount below the listed authorization.
- 5. Unexpended Balances Between Biennia.** Included in the amounts appropriated above are estimated unexpended and unobligated balances as of August 31, 2023, for the biennium beginning September 1, 2023, (estimated to be \$0). All unexpended and unobligated balances, interest earnings, and other revenues from funds appropriated to the Office of the Governor for the fiscal year ending August 31, 2023, are appropriated to the Office of the Governor for the biennium beginning September 1, 2023.
- 6. Capital Expenditures Authorized.** Notwithstanding the limitations placed on the expenditure of funds for capital budget items contained in this Act, the Office of the Governor is hereby authorized to expend funds appropriated to the Office of the Governor, and the Trusteed Programs within the Office of the Governor, for the acquisition of capital budget items.
- 7. Transfer of Appropriation and Full-Time Equivalents (FTEs).** Notwithstanding limitations on appropriation and FTE transfers contained in the General Provisions of this Act, agency appropriations and FTEs may be transferred between the Office of the Governor and the Trusteed Programs within the Office of the Governor. The transfer of appropriations shall not exceed the limitations in Article IX, Section 14.01, Appropriation Transfers, of this Act.

The governor may transfer appropriations and FTEs from the Office of the Governor and Trusteed Programs within the Office of the Governor to other agencies. The transfer of appropriations and FTEs to other state agencies shall not exceed the limitations in Article IX, Section 14.01, Appropriation Transfers, of this Act.

TRUSTEED PROGRAMS WITHIN THE OFFICE OF THE GOVERNOR

	For the Years Ending	
	August 31, 2024	August 31, 2025
Method of Financing:		
<u>General Revenue Fund</u>		
General Revenue Fund ^{1, 2}	\$ 313,789,598	\$ 76,171,958
GR - Hotel Occupancy Tax Deposits Account No. 5003	62,582,864	64,933,245
GR for Border Security ⁶	2,915,671,273	13,000,000
Subtotal, General Revenue Fund	\$ 3,292,043,735	\$ 154,105,203
<u>General Revenue Fund - Dedicated</u>		
Criminal Justice Planning Account No. 421	\$ 20,067,721	\$ 20,137,452
Sexual Assault Program Account No. 5010	2,000,000	UB
Crime Stoppers Assistance Account No. 5012	842,147	842,147
Economic Development Bank Account No. 5106	5,035,453	5,071,958
Texas Enterprise Fund Account No. 5107	UB	UB
Emergency Radio Infrastructure Account No. 5153	5,000,000	5,000,000
Governor's University Research Initiative Account No. 5161	39,969,630	32,278
Truancy Prevention and Diversion Account No. 5164	4,000,000	4,000,000
Evidence Testing Account No. 5170	1,100,000	1,100,000
Specialty Court Account No. 5184	12,000,000	12,000,000
Texas Music Incubator Account No. 5193	10,100,000	10,100,000
Texas Semiconductor Innovation Account No. 5197 ³	UB	UB
Subtotal, General Revenue Fund - Dedicated	\$ 100,114,951	\$ 58,283,835

TRUSTEED PROGRAMS WITHIN THE OFFICE OF THE GOVERNOR
(Continued)

Federal Funds	\$ 324,699,993	\$ 295,527,584
<u>Other Funds</u>		
Small Business Incubator Fund	\$ 17,221,926	\$ 2,150,000
Texas Product Development Fund	24,244,129	2,000,000
Appropriated Receipts	527,000	527,000
Interagency Contracts	232,000	232,000
License Plate Trust Fund Account No. 0802, estimated	135,000	135,000
Subtotal, Other Funds	\$ 42,360,055	\$ 5,044,000
Total, Method of Financing	\$ 3,759,218,734	\$ 512,960,622
 This bill pattern represents an estimated 100% of this agency's estimated total available funds for the biennium.		
Number of Full-Time-Equivalents (FTE):²	197.3	197.3
 Schedule of Exempt Positions:		
Executive Director (OSFR), Group 4	\$149,240	\$149,240
 Items of Appropriation:		
A. Goal: GRANT ASSISTANCE AND PROGRAMS		
Administer Grants and Programs Assigned to the Governor.		
A.1.1. Strategy: DISASTER FUNDS⁶	\$ 3,060,350,000	\$ 250,000
Provide Disaster Funding.		
A.1.2. Strategy: AGENCY GRANT ASSISTANCE	8,717,498	UB
Provide Deficiency Grants to State Agencies.		
A.2.1. Strategy: DISABILITY ISSUES	772,583	772,583
Inform Organizations and the General Public of Disability Issues.		
A.2.2. Strategy: WOMEN'S GROUPS	203,691	203,692
Network Statewide Women's Groups in Texas.		
A.2.3. Strategy: STATE-FEDERAL RELATIONS	896,498	896,498
Total, Goal A: GRANT ASSISTANCE AND PROGRAMS	\$ 3,070,940,270	\$ 2,122,773
 B. Goal: CRIMINAL JUSTICE ACTIVITIES		
Support Criminal Justice and Homeland Security Programs.		
B.1.1. Strategy: CRIMINAL JUSTICE¹	\$ 317,362,688	\$ 272,426,920
Provide Money and Research and Promote Programs for Criminal Justice.		
B.1.2. Strategy: COUNTY ESSENTIAL SERVICE GRANTS	1,053,300	1,053,300
Provide Financial Assistance to Counties for Essential Public Services.		
B.1.3. Strategy: HOMELAND SECURITY	134,315,535	118,068,986
Direct and Coordinate Homeland Security Activities in Texas.		
Total, Goal B: CRIMINAL JUSTICE ACTIVITIES	\$ 452,731,523	\$ 391,549,206
 C. Goal: ECONOMIC DEVELOPMENT AND TOURISM		
Support Economic Development and Tourism.		
C.1.1. Strategy: CREATE JOBS AND PROMOTE TEXAS²	\$ 235,057,128	\$ 118,294,480
Enhance the Economic Growth of Texas.		
 D. Goal: SALARY ADJUSTMENTS		
D.1.1. Strategy: SALARY ADJUSTMENTS	\$ 489,813	\$ 994,163
Grand Total, TRUSTEED PROGRAMS WITHIN THE OFFICE OF THE GOVERNOR	\$ 3,759,218,734	\$ 512,960,622
 Object-of-Expense Informational Listing:		
Salaries and Wages	\$ 22,801,734	\$ 21,506,612
Other Personnel Costs	401,000	401,000
Professional Fees and Services	13,913,000	13,913,000
Fuels and Lubricants	565	565
Consumable Supplies	46,000	46,000
Utilities	88,015	88,015
Travel	780,000	780,000
Rent - Building	849,000	849,000

TRUSTEED PROGRAMS WITHIN THE OFFICE OF THE GOVERNOR
(Continued)

Rent - Machine and Other	218,500	218,500
Debt Service	2,600,000	2,600,000
Other Operating Expense	149,259,419	78,225,199
Grants	3,568,163,001	394,234,231
Capital Expenditures	98,500	98,500

Total, Object-of-Expense Informational Listing \$ 3,759,218,734 \$ 512,960,622

Estimated Allocations for Employee Benefits and Debt Service Appropriations Made Elsewhere in this Act:

Employee Benefits

Retirement	\$ 898,129	\$ 951,899
Group Insurance	1,350,831	1,380,566
Social Security	714,628	757,858
Benefits Replacement	3,934	3,143

Subtotal, Employee Benefits \$ 2,967,522 \$ 3,093,466

Debt Service

TPFA GO Bond Debt Service	\$ 6,710,232	\$ 6,575,836
---------------------------	--------------	--------------

Total, Estimated Allocations for Employee Benefits and Debt Service Appropriations Made Elsewhere in this Act \$ 9,677,754 \$ 9,669,302

1. Performance Measure Targets. The following is a listing of the key performance target levels for the Trusteed Programs Within the Office of the Governor. It is the intent of the Legislature that appropriations made by this Act be utilized in the most efficient and effective manner possible to achieve the intended mission of the Trusteed Programs Within the Office of the Governor. In order to achieve the objectives and service standards established by this Act, the Trusteed Programs Within the Office of the Governor shall make every effort to attain the following designated key performance target levels associated with each item of appropriation.

	2024	2025
A. Goal: GRANT ASSISTANCE AND PROGRAMS		
Outcome (Results/Impact):		
Percent of Customers Satisfied with OSFR Services	98%	98%
A.2.1. Strategy: DISABILITY ISSUES		
Output (Volume):		
Number of Local Volunteer Committees on People with Disabilities or City or County Committees or People with Disabilities Whose Activities are Supported by the Committee	25	26
B. Goal: CRIMINAL JUSTICE ACTIVITIES		
Outcome (Results/Impact):		
Percentage of CJD Grants Complying with CJD Guidelines	98%	98%
A Homeland Security Grant is in Compliant Status if No Compliance Issues are Outstanding according to Homeland Security Grant Divisions Guidelines at the Time of Grant Liquidation	98%	98%
B.1.1. Strategy: CRIMINAL JUSTICE		
Output (Volume):		
Number of Grants Currently Operating	1,400	1,400
B.1.3. Strategy: HOMELAND SECURITY		
Output (Volume):		
The Number of Homeland Security Grants Operating During the Quarter	800	800
C. Goal: ECONOMIC DEVELOPMENT AND TOURISM		
Outcome (Results/Impact):		
Number of New Jobs Announced by Businesses Receiving Recruitment and Expansion Assistance	6,000	6,000
Number of Unduplicated Jobs Announced by Companies Receiving Grants from the Texas Enterprise Fund	4,000	4,000
C.1.1. Strategy: CREATE JOBS AND PROMOTE TEXAS		
Output (Volume):		
Number of Businesses Developed as Recruitment Prospects	140	140

TRUSTEED PROGRAMS WITHIN THE OFFICE OF THE GOVERNOR
(Continued)

2. Disaster and Deficiency Grants.

- a. Included in the amounts appropriated above is all unexpended balances as of August 31, 2023, for the biennium beginning September 1, 2023, (estimated to be \$38,400,000) and \$111,600,000 in General Revenue in fiscal year 2024 in Strategy A.1.1, Disaster Funds to provide grants-in-aid in case of disasters, in accordance with Government Code, Chapter 418.
- b. Included in the amounts appropriated above is all unexpended balances as of August 31, 2023, for the biennium beginning September 1, 2023, (estimated to be \$8,717,498) in General Revenue in fiscal year 2024 to Strategy A.1.2, Agency Grant Assistance, for payments of claims arising prior to the convening of the next legislature by the Governor for deficiencies of up to \$200,000 per agency, per event, in accordance with §403.075, Government Code.
- c. The Governor may, according to the terms of the disaster award or deficiency award, require the agency to repay all or part of the award. The repayment may be accomplished by purchase voucher, journal entry, or other procedures established by the Governor's Office with the concurrence of the Comptroller of Public Accounts.
- d. The Governor shall notify the Legislative Budget Board 15 business days after any grants or awards are made as described in subsection "a" or "b" above, including any General Revenue or unexpended balances carried forward from previous appropriations.

3. Governor's Emergency Appropriations. In accordance with Government Code §§401.061-401.065, upon certification by the Governor that an emergency exists, and upon the endorsement by the Comptroller of Public Accounts that appropriations other than emergency appropriations are not available to address the emergency, the Governor is appropriated amounts necessary from special funds or dedicated accounts in the General Revenue Fund (as those terms are defined by Government Code §403.001) and Other Funds, contingent upon the following conditions:

- a. the special fund is endorsed by the Comptroller as statutorily allowed to be used for the emergency certified by the Governor;
- b. the Comptroller certifies that the special fund contains sufficient balances over appropriated amounts to support the emergency appropriation; and
- c. the proposed emergency appropriation under the provisions of this rider is approved by the Legislative Budget Board, pursuant to Article XVI, Section 69, Texas Constitution.

4. Unexpended Balances Within the Biennium. Any unexpended balances as of August 31, 2024, in appropriations made to the Trusteed Programs Within the Office of the Governor are hereby appropriated for the same purposes for the fiscal year beginning September 1, 2024.

5. Federal Grants. Funds received from the federal government for grants to the Trusteed Programs Within the Office of the Governor that are directed to earn interest for the 2024-25 biennium will be deposited to General Revenue-Dedicated Account No. 224, Governor's Office Federal Projects, and are to be expended as directed by the grant.

6. Reporting Requirements: Public Safety Office. To ensure that Public Safety Office funds are spent in accordance with state and federal requirements, the Public Safety Office (PSO) shall require grant recipients to report data and documentation annually, demonstrating compliance with grant agreements. At a minimum, reports submitted by grant recipients shall provide data to support all expenditures made with grant funds; provide an inventory of all equipment and capital items purchased with such funds; and provide all information necessary for scheduled and periodic reviews by the PSO.

In addition, the PSO shall establish and consistently adhere to internal guidelines for reviewing and evaluating grant requests, as well as requests for payments and reimbursements submitted by grantees. Not later than December 15 of each year, the PSO shall submit to the Legislative Budget Board and the State Auditor's Office:

- a. a report detailing its findings regarding compliance by grantees;
- b. the allocation methodology or formula used to allocate funds to grantees; and

TRUSTEED PROGRAMS WITHIN THE OFFICE OF THE GOVERNOR
(Continued)

- c. an impact analysis and explanation of any changes from the previous year's allocation methodology or formula.

7. Administration: Foreign Offices.

- a. In accordance with Government Code §481.027, foreign offices may be operated in Mexico and in other foreign markets including Canada, Europe, the Pacific Rim, and Latin America coinciding with market opportunities for Texas business. Foreign office trade investment and tourism development efforts, as well as location of the offices, shall be based on analysis of the current world market opportunities. The Office of the Governor shall expend funds for the Mexico offices and any office established in Taiwan out of any funds available, but shall not expend any funds appropriated under this Act for any office or staff at any other foreign offices established by the Office of the Governor.
- b. The Office of the Governor shall maintain a tracking system that documents the direct benefits that result from the operation of each foreign office. The Office of the Governor shall utilize the tracking system to file a quarterly report with the Legislative Budget Board regarding the activities of each office. The report shall contain, at a minimum, information detailing the number of contacts with foreign and domestic businesses, the name of each business, the nature of the contact, the results of each contact, and expenditures by each office. The report shall also contain the name of each Texas community assisted and information regarding the nature and results of the assistance. Each report shall be submitted within 60 days of the end of each fiscal year and must be accompanied by supporting documentation as specified by the Legislative Budget Board.

8. Cash Flow Contingency. Contingent upon the receipt of Hotel Occupancy Tax collections by the Comptroller of Public Accounts, the Office of the Governor, Economic Development and Tourism, may temporarily utilize additional Hotel Occupancy Tax allocations from the General Revenue Fund into the General Revenue Hotel Occupancy Tax for Economic Development Account No. 5003 in an amount not to exceed \$2 million per fiscal year. These funds shall be utilized only for the purpose of temporary cash flow needs when expenditures for tourism marketing exceed monthly Hotel Occupancy Tax revenue received. The transfer and reimbursement of funds shall be made under procedures established by the Comptroller of Public Accounts to ensure all borrowed funds are reimbursed by the Office of the Governor, Economic Development and Tourism, to the General Revenue Fund from Hotel Occupancy Tax revenues collected on or before August 31 of each fiscal year and deposited before September 30 of the following fiscal year.

9. Limitation on Expenditures: General Revenue Hotel Occupancy Tax for Economic Development Account No. 5003. Out of the amounts appropriated above in Strategy C.1.1, Create Jobs and Promote Texas, out of the General Revenue Hotel Occupancy Tax for Economic Development Account No. 5003, the Office of the Governor, Economic Development and Tourism, shall use not more than \$4,000,000 in fiscal year 2024 and \$4,000,000 in fiscal year 2025 for expenditures other than Advertising Services (Object Code 7281) and Other Professional Services (Object Code 7253).

10. Texas Military Value Revolving Loan Program. In accordance with the Article III, §49-n of the Texas Constitution and Government Code, Chapter 436, Subchapter D, the Governor is authorized to request issuance of any remaining general obligation bond authority, estimated to be \$200,405,000, for the Military Value Revolving Loan Program for loans to defense communities for economic development projects at the Texas Military Preparedness Commission.

Appropriated elsewhere in this Act to the Texas Public Finance Authority is an amount estimated to be \$6,710,232 for fiscal year 2024 and \$6,575,836 for fiscal year 2025 to pay debt service on general obligation bonds or other obligations provided that anticipated loan payments and interest earnings on loan payments deposited to the Texas Military Value Revolving Loan Account No. 5114 are sufficient to repay the General Revenue Fund by August 31, 2025.

11. Appropriation of Unexpended Balances, Revenue, and Interest Earnings. Included in the amounts appropriated above is all unexpended and unobligated balances, appropriated to the Truusted Programs within the Office of the Governor for the fiscal year ending August 31, 2023, in General Revenue Account No. 0001 (estimated to be \$0).

TRUSTEED PROGRAMS WITHIN THE OFFICE OF THE GOVERNOR
(Continued)

All unexpended and unobligated balances, interest earnings, and other revenues from funds appropriated to the Trusteed Programs within the Office of the Governor for the fiscal year ending August 31, 2023, are appropriated for the same purposes for the biennium beginning September 1, 2023.

- 12. Specialty Court Grants.** Included in amounts appropriated above in Strategy B.1.1, Criminal Justice, is an estimated \$12,000,000 in fiscal year 2024 and \$12,000,000 in fiscal year 2025 out of General Revenue - Dedicated Specialty Court Account No. 5184 from revenue collected on or after September 1, 2023, and deposited to Revenue Object Code 3704, Court Costs, and Revenue Object Code 3250, Mixed Beverage Taxes, for the purpose of making grants to counties for specialty courts in accordance with Subtitle K, Title 2, Government Code.

In the event that actual and/or projected revenue collections are below estimates provided herein, the Legislative Budget Board may direct the Comptroller of Public Accounts to reduce the appropriation authority provided above to be within the amount of revenue expected to be available.

- 13. Cost of Living Salary Supplement.** The Trusteed Programs within the Office of the Governor is hereby authorized to pay a salary supplement, not to exceed \$1,200 per month, to each Office of State-Federal Relations employee whose duty station is located in Washington, DC. This salary supplement shall be in addition to the salary rate authorized for that position by this Act.

Any state agency or any institution which assigns an employee to work in the Washington, DC, office of the OSFR on a permanent basis and which also designates that employee's duty station as Washington, DC, is hereby authorized to pay such an employee a salary supplement not to exceed \$1,200 per month. This salary supplement shall be in addition to the salary rate authorized by this Act.

In the event that an employee so assigned works on a less than full-time basis, the maximum salary supplement shall be set on a proportionate basis.

- 14. Information and Assistance Requirements.** It is the intent of the Legislature that funds appropriated above in Strategy A.2.3, State-Federal Relations, be expended in a manner which provides information and assistance to both the legislative and executive branches of Texas State Government and that the funds be used to operate the office in a manner which is politically non-partisan.

- 15. Texas Economic Development Bank.** Included in amounts appropriated above in Strategies C.1.1, Create Jobs and Promote Texas, and D.1.1, Salary Adjustments, to the Trusteed Programs within the Office of the Governor is all unexpended balances as of August 31, 2023, for the biennium beginning September 1, 2023, (estimated to be \$10,000,000 out of General Revenue-Dedicated Economic Development Bank Account No. 5106) and all revenue from interest, loan repayments, fees and the issuance of commercial paper (estimated to be \$35,453 in fiscal year 2024 and \$71,958 in fiscal year 2025 out of General Revenue-Dedicated Economic Development Bank Account No. 5106) that the Texas Economic Development Bank is authorized to collect for the implementation and administration of the Texas Economic Development Bank to be spent in accordance with Government Code, Chapter 489.

- 16. Reports on Increasing Federal Funds.** It is the intent of the Legislature that the Office of State-Federal Relations work with state agencies to identify and report to the Legislature on possible changes in state laws which could increase the amount of federal funds received by the state, and on changes to federal laws which could impact state funding of federal programs or the state's receipt of federal funds.

- 17. Interagency Contracts.** Consistent with the method of financing for the Office of State-Federal Relations (OSFR), state agencies and institutions of higher education that are represented by their employees in the Washington, DC, office of the OSFR shall be charged for their portion of operating expenses, rent, and administrative staff costs, not to exceed \$2,000 per month, per legislative liaison.

- 18. Border Security Operations.** Included in the amounts appropriated above in Strategy B.1.3, Homeland Security, is \$16,671,273 in General Revenue for Border Security, in fiscal year 2024, and in Strategy A.1.1, Disaster Funds, is \$11,328,727 in General Revenue for Border Security, in fiscal year 2024, which shall be used for border prosecution grants.

TRUSTEED PROGRAMS WITHIN THE OFFICE OF THE GOVERNOR
(Continued)

- 19. Internet Crime Against Children Task Forces.** Included in amounts appropriated above in Strategy B.1.1, Criminal Justice, is \$800,000 in General Revenue in each fiscal year of the 2024-25 biennium to the Trusteed Programs within the Office of the Governor for the purpose of preventing and stopping internet crimes against children. Priority shall be given to programs within local units of government that prevent technology-facilitated enticement and sexual exploitation of children or the use of the Internet for the production, manufacture, and distribution of child pornography, in support of activities of qualifying Internet Crime Against Children Task Forces recognized by the U.S. Department of Justice.
- 20. Grants for Local Border Security.** Included in General Revenue for Border Security appropriated above in Strategy B.1.3, Homeland Security, is \$5,100,000 in fiscal year 2024 and \$5,100,000 in fiscal year 2025 to fund grants to local political subdivisions to support Operation Border Star and for the humane processing of the remains of undocumented migrants. In addition to supporting Operation Border Star and the humane processing of the remains of undocumented migrants, the grant funds may also be awarded to an established regional center for public safety excellence to cover the costs of providing training to law enforcement personnel conducting border security operations. The Department of Public Safety and the Legislative Budget Board shall collaborate with the Office of the Governor to establish accountability and outcome standards for these grants. These accountability standards shall include, but not be limited to, the following: uses of the grants by local entities; effects of these grants on realizing a more secure border region, as defined in Article IX, Section 7.10, Border Security, of this Act; and measures employed to ensure grant funds are expended as intended. By not later than December 1 of each fiscal year, the Office of the Governor shall provide a report on the previous fiscal year's grants to the Legislative Budget Board that includes the award recipients, the amount awarded, the utilization of funds by each grantee, and summarizes the outcomes of the grants.
- 21. Truancy Prevention Court Cost.** Out of amounts appropriated above in Strategy B.1.1, Criminal Justice, the estimated amount of \$4,000,000 in General Revenue-Dedicated Truancy Prevention and Diversion Account No. 5164 each fiscal year of the 2024-25 biennium is contingent upon the Trusteed Programs Within the Office of the Governor generating sufficient revenue from court costs for truancy prevention, as authorized by Article 102.015(b), Chapter 102, Texas Code of Criminal Procedure. Priority for grant awards shall be given to justice, municipal, and constitutional county courts requesting funds to establish a new juvenile case manager in a jurisdiction that does not already have a juvenile case manager.
- 22. Anti-Gang Programs.** Included in amounts appropriated above in Strategy B.1.1, Criminal Justice, is \$7,900,000 in General Revenue for Border Security in each fiscal year of the 2024-25 biennium for the purpose of making grants for anti-gang activities.
- 23. Child Sex Trafficking Team.** Included in amounts appropriated above in Strategy B.1.1, Criminal Justice is \$2,000,000 in General Revenue - Dedicated Sexual Assault Program Account No. 5010 in fiscal year 2024, and \$1,837,650 in General Revenue in fiscal year 2024, and \$1,837,650 in General Revenue in fiscal year 2025 for the purpose of operating the Child Sex Trafficking Team and providing grants to prevent victimization, to identify, and to recover survivors.
- 24. Contingency for Behavioral Health Funds.** Notwithstanding appropriation authority granted above, the Comptroller of Public Accounts shall not allow the expenditure of General Revenue-Related behavioral health funds for the Trusteed Programs Within the Office of the Governor in Strategy B.1.1, Criminal Justice in fiscal year 2024 or fiscal year 2025, as identified in Art. IX, Sec. 10.04, Statewide Behavioral Health Strategic Plan and Coordinated Expenditures, if the Legislative Budget Board provides notification to the Comptroller of Public Accounts that the agency's planned expenditure of those funds in fiscal year 2024 or fiscal year 2025 does not satisfy the requirements of Art. IX, Sec. 10.04, Statewide Behavioral Health Strategic Plan and Coordinated Expenditures.
- 25. Grants for Technology Infrastructure.** Included in the amounts appropriated above in Strategy B.1.1, Criminal Justice, is \$5,000,000 in General Revenue-Dedicated Emergency Radio Infrastructure Account No. 5153 in each fiscal year and \$5,000,000 in General Revenue in each fiscal year of the 2024-25 biennium for providing grants to local units of government to upgrade technology infrastructure to implement incident based reporting or maintain interoperable communication systems. In addition to amounts appropriated above in Strategy B.1.1, Criminal Justice any unexpended and unobligated balances remaining as of August 31, 2023, (estimated to be \$0) in General Revenue-Dedicated Emergency Radio Infrastructure Account No. 5153 are appropriated for the biennium beginning September 1, 2023, for the same purpose. Incident based

TRUSTEED PROGRAMS WITHIN THE OFFICE OF THE GOVERNOR
(Continued)

reporting technology infrastructure purchased using grant funds shall be compatible with the National Incident Based Reporting System and the Texas Incident Based Reporting System. Interoperable communications technology infrastructure purchased using grant funds must sustain or enhance current capabilities or address capability gaps identified by the Texas Department of Public Safety (DPS) in the Texas Statewide Communication Interoperability Plan (SCIP).

- 26. Bullet-Resistant Vests.** Included in amounts appropriated above in Strategy B.1.1, Criminal Justice, is \$10,000,000 in General Revenue in fiscal year 2024 to fund grants to local law enforcement agencies and/or the Texas Department of Public Safety for the purchase of bullet-resistant personal body armor compliant with the National Institute of Justice (NIJ) standard for rifle protection. Grant recipients shall report to the Public Safety Office how many vests, ballistic plates, and plate carriers were purchased, the price of each, and provide proof of purchase. Any unexpended balances remaining in this appropriation on August 31, 2024, are appropriated for the same purpose for the fiscal year beginning on September 1, 2024.

Not later than December 1 of each year, the Office of the Governor shall provide a report on the previous fiscal year's grants to the Legislative Budget Board that includes the agencies that applied for funding, the amount distributed to each agency, and the number of vests, plates, and carriers purchased.

It is the intent of the Legislature that, in addition to grants identified in this rider, local law enforcement agencies will pursue any additional public or private grant funds available for the purchase of bullet-resistant personal body armor.

- 27. Create Jobs and Promote Texas.**^{2,3} Included in amounts appropriated above in Strategy C.1.1, Create Jobs and Promote Texas is \$353,351,608 in All Funds to enhance and promote the economic development of Texas. The distribution of available amounts in Strategy C.1.1, Create Jobs and Promote Texas includes the following allocations:

- a. Included in amounts appropriated above is \$62,545,471 in fiscal year 2024 and \$64,857,350 in fiscal year 2025 in General Revenue Hotel Occupancy Tax Deposits Account No. 5003 to be used for tourism promotion activities in the 2024-25 biennium.
- b. Included in amounts appropriated above is \$45,000,000 in General Revenue in the 2024-25 biennium, in Strategy C.1.1, Create Jobs and Promote Texas, for the Texas Film Commission, the Texas Music Office, and the Moving Image Industry Incentive Program (MIIP) as authorized under Chapter 485, Government Code.
- c. Included in amounts appropriated above is \$0 in estimated unexpended balances remaining as of August 31, 2023, in General Revenue-Dedicated Texas Enterprise Fund Account No. 5107 for the biennium beginning September 1, 2023, for the purposes of economic development initiatives in accordance with Government Code §481.078.
- d. Included in amounts appropriated above is \$40,000,000 in estimated unexpended balances remaining as of August 31, 2023, in General Revenue-Dedicated Governor's University Research Initiative Account No. 5161 in the 2024-25 biennium for the purposes of the Governor's University Research Initiative, in accordance with Education Code, Chapter 62.
- e. Included in amounts appropriated above is \$30,000,000 in General Revenue for the 2024-25 biennium for Defense Economic Adjustment Assistance Grants to military defense impacted communities. Pursuant to Chapter 436, Subchapter E of the Texas Government Code, the Texas Military Preparedness Commission shall administer these grants.
- f. Included in amounts appropriated above is \$0 in estimated unexpended balances remaining as of August 31, 2023, in General Revenue-Dedicated Texas Semiconductor Innovation Account No. 5197 for the biennium beginning September 1, 2023, for the purposes of establishment and administration of the Texas Semiconductor Innovation Consortium, in accordance with Government Code, Chapter 481, Subchapter GG.

The Office of the Governor shall provide quarterly reports on previous months' grant awards for TEF and GURI to the Legislative Budget Board that include the entities that were awarded for funding and the amount awarded to each recipient.

TRUSTEED PROGRAMS WITHIN THE OFFICE OF THE GOVERNOR
(Continued)

- 28. Evidence Testing.** Included in amounts appropriated above in Strategy B.1.1, Criminal Justice is an estimated \$1,100,000 in General Revenue - Dedicated Evidence Testing Account No. 5170 each fiscal year of the 2024-25 biennium. The funds shall be used to provide grants to local law enforcement agencies or counties for testing evidence collected for sexual assault or other sex offenses.
- 29. Grants to Sexual Assault Forensic Exam (SAFE)-Ready Facilities.** Included in amounts appropriated above in Strategy B.1.1, Criminal Justice, is \$3,000,000 in General Revenue in each fiscal year of the 2024-25 biennium to provide annual grants to designated facilities for education, training, and maintenance of the facilities' SAFE-ready program pursuant to Government Code, Sec. 772.006. Grants to a single facility may not exceed \$250,000 in any fiscal year. This grant funding may be awarded to existing SAFE-ready designated facilities and facilities who are not yet SAFE-ready designated, but will use the grant funds for the purpose of achieving that designation.
- 30. Grants to Promote Border Economic Development.** Included in amounts appropriated above in Strategy C.1.1, Create Jobs and Promote Texas, is \$200,000 in General Revenue in fiscal year 2024 to provide one-to-one matching grants to eligible non-profit organizations to promote border economic development, including out-of-state business recruitment, the promotion of economic development, and strategic regional planning. An eligible non-profit organization should (1) be a binational economic development and policy advocacy organization along the US-Mexico border, (2) be chartered as a 501(c)(6) with a separate foundation operating as a 501(c)(3), and (3) be located in a municipality that borders Mexico and another U.S. State. Eligible grant recipients shall receive a grant award equal to the amount committed by the non-profit organization dedicated for the same specific purpose, which shall not include in-kind contributions. Grant recipients shall not expend grant funds on salaries or expenses related to office space. Grant recipients shall not expend grant funds for recruitment and promotion activities that result in a business relocation to a community outside the state of Texas. A grantee shall provide to the Office of the Governor a report on the use of funds awarded and the number of out-of-state businesses relocated to Texas, number of jobs created or moved to Texas, and the total amount of new investment brought to Texas resulting from the grant award.
- 31. Grants to Border Zone Fire Departments.** Included in amounts appropriated above in Strategy B.1.1, Criminal Justice, is \$3,000,000 in General Revenue for Border Security in fiscal year 2024 to provide professional fire departments in the border region grants to assist in the acquisition of specialized equipment, maintenance, and medical supplies to support emergency services associated with the execution of security activities associated with deterring crimes occurring in the geographic area defined in Article IX, Section 7.10, Border Security, of this Act.
- Not later than the December 1 of each year, the Office of the Governor shall provide a report on the previous fiscal year's grants to the Legislative Budget Board that includes the agencies that applied for funding, the amount distributed, and the utilization of funds by each agency.
- 32. Grants for Testing of Forensic Evidence.** Included in amounts appropriated above in Strategy B.1.1, Criminal Justice, is \$1,000,000 in General Revenue in fiscal year 2024 and \$1,000,000 in General Revenue in fiscal year 2025, to provide grants to reimburse district attorneys for costs associated with the testing of forensic evidence.
- 33. Commercially Sexually Exploited Persons Programs.** Included in amounts appropriated above in Strategy B.1.1, Criminal Justice, is \$1,750,000 in General Revenue-Dedicated Criminal Justice Planning Account No. 421 in each fiscal year of the 2024-25 state fiscal biennium for the purpose of making grants to counties for the implementation of prevention and intervention programs or court programs, as defined in Chapter 126, Government Code, related to commercially sexually exploited persons.
- 34. Sexual Assault Survivor's Task Force.** Included in amounts appropriated above in Strategy B.1.1, Criminal Justice is \$750,000 in fiscal year 2024 and \$750,000 in fiscal year 2025 from General Revenue to implement statewide policies and practices, personnel training, evidence collection and preservation, and data collection and analysis regarding the prevention, investigation, and prosecution of sexual assault and other sex offenses.
- 35. Body-worn Camera Program.** Included in amounts appropriated above in Strategy B.1.1, Criminal Justice, is \$10,000,000 in General Revenue in fiscal year 2024 and \$5,000,000 in General Revenue in fiscal year 2025 to provide grants to local law enforcement agencies for the establishment of a body-worn camera program pursuant to Subchapter N, Chapter 1701,

TRUSTEED PROGRAMS WITHIN THE OFFICE OF THE GOVERNOR
(Continued)

Occupational Code. Any unobligated and unexpended balances remaining as of August 31, 2024, are appropriated for the same purpose for the fiscal year beginning on September 1, 2024.

- 36. Children's Justice Grants to States.** Out of funds appropriated above, the Office of the Governor shall collaborate with the Children's Advocacy Centers of Texas, the grant administrator designated by the Governor for the Children's Justice Grant to States (CFDA 93.643), in filing a report with the Legislative Budget Board within 90 days following August 31st of each fiscal year showing disbursements, the purpose of each disbursement, and compliance with grant conditions.
- 37. Peace Officer Mental Health Program.** Included in amounts appropriated above in Strategy B.1.1, Criminal Justice, is \$200,000 in General Revenue for the purposes of the Peace Officer Mental Health Program. Any unexpended or unobligated balances remaining as of August 31, 2024, are appropriated for the same purpose for the fiscal year beginning September 1, 2024.
- 38. Grants for Bullet-Resistant Shields and Training.** In addition to amounts appropriated above in Strategy B.1.1, Criminal Justice, any unexpended and unobligated balances remaining as of August 31, 2023, (estimated to be \$0) in General Revenue made available pursuant to the budget execution order ratified on June 28, 2022, are appropriated for the biennium beginning September 1, 2023, for the purchase of bullet-resistant shields to be distributed based on the following priorities: (1) police officers directly employed by school districts, (2) police officers contracted by school districts, and (3) other law enforcement officers that may respond to school safety emergencies; and for grants to local law enforcement agencies to offset travel expenditures associated with Advanced Law Enforcement Rapid Response Training offered by Texas State University.
- 39. Texas Music Incubator Rebate Program.** Included in amounts appropriated above in Strategy C.1.1, Create Jobs and Promote Texas, is \$10,100,000 in General Revenue - Dedicated Texas Music Incubator Account No. 5193 in each fiscal year of the biennium to establish and administer the Texas Music Incubator Program, in accordance with Texas Government Code, Chapter 485, Subchapter C.
- 40. Nonprofit Security Grant Program.** Included in amounts appropriated above in Strategy B.1.3, Homeland Security, is \$1,000,000 in General Revenue in each fiscal year of the biennium for the purpose of supplementing the existing federal Nonprofit Security Program, housed under the Federal Emergency Management Agency (FEMA), for the purpose of providing grants for facility hardening and other physical security enhancements of nonprofit organizations against terrorist and other violent attacks.
- 41. Infrastructure Investment and Jobs Act Grant Program.** Out of funds appropriated above, the Trusteed Programs Within the Office of the Governor may accept and administer State and Local Cybersecurity Grant Program (SLCGP) federal funds and distribute them to local governmental entities once approved by the Cybersecurity Planning Committee. If the agency accepts SLCGP funds, it shall ensure that it complies with all federal regulations included in the enabling act and the Notice of Funding Opportunity currently in place for fiscal year 2022 and the future Notice of Funding Opportunity for fiscal year 2023 when it is finalized. The agency shall ensure that the maximum amount of SLCGP funds is available for local governmental entities. The agency shall limit funds to only be spent on one-time cybersecurity services to ensure that this program does not become an unfunded mandate on local governmental entities.
- 42. El Paso Prosecution Grants Report.** Each trusteed program within the Office of the Governor that collected data or other information from fiscal year 2019 to fiscal year 2023 on the expenditure of grant funds by the El Paso County District Attorney's Office related to the August 3, 2019 mass shooting in El Paso shall report that data or information to the Lieutenant Governor, the Speaker of the House, the Chair of the Senate Criminal Justice Committee, and the Chair of the House Criminal Jurisprudence Committee not later than January 1, 2024.
- 43. Micro-Business Disaster Recovery Program.** Included in amounts appropriated above in Strategy C.1.1, Create Jobs and Promote Texas, is \$2,500,000 in General Revenue in each fiscal year of the 2024-25 biennium for transfer to the General Revenue-Dedicated Micro-Business Disaster Recovery Account No. 5190 to fund the Micro-Business Disaster Recovery program to assist certain micro-businesses through capital access loans, in accordance with Government Code, Section 481, Subchapter CC.
- 44. Small and Rural Community Success Fund Program.** Included in appropriations above is \$1,800,000 in General Revenue in fiscal year 2024 in Strategy C.1.1, Create Jobs and Promote

TRUSTEED PROGRAMS WITHIN THE OFFICE OF THE GOVERNOR
(Continued)

Texas, for administrative costs associated with the Texas Small and Rural Community Success Fund Program, in accordance with Government Code, Chapter 489, Subchapter E.

- 45. Earned Federal Funds Unexpended Balance Authority.** Notwithstanding Article IX, Sec. 13.10, Definition, Appropriation, Reporting and Audit of Earned Federal Funds, the Trusteed Programs Within the Office of the Governor is appropriated \$27,100,000, included in amounts appropriated above out of General Revenue in fiscal year 2024 in Strategy A.1.1, Disaster Funds, from unexpended and unobligated balances of Earned Federal Funds received prior to August 31, 2023. This appropriation represents interest earned on Coronavirus State and Local Fiscal Recovery Funds received by the state. These funds are appropriated for the purpose of administration and oversight of the expenditure of Coronavirus State and Local Fiscal Recovery Funds.
- 46. Regional Law Enforcement Training Facility.** Included in amounts appropriated above in Strategy B.1.1, Criminal Justice, is \$10,000,000 in General Revenue in each fiscal year of the biennium for the purpose of providing a grant for the design and construction of a regional law enforcement training facility at the University of North Texas at Dallas campus.
- 47. Contingency for House Bill 1515.⁴**
- (a) Funds appropriated above for the Office of Economic Development and Tourism (EDT) are made contingent on the continuation of EDT by the Eighty-eighth Legislature, Regular Session, 2023. In the event that the agency is not continued, the funds appropriated above for fiscal year 2024, or as much thereof as may be necessary, are to be used to provide for the phase out of the office's operations.
 - (b) Contingent on the enactment of House Bill 1515 or similar legislation relating to the continuation of functions of EDT by the Eighty-eighth Legislature, Regular Session, the office is directed to close out the Small Business Incubator Fund 588 and Texas Product Development Fund 589 in accordance with provisions of the bill and guidelines set by the Comptroller's Office. The agency is directed to transfer the remaining balance for the Original Capital Access Program contained within General Revenue-Dedicated Economic Development Bank Account No. 5106 as of August 31, 2023, to the Small Business Incubator Fund 588 and Texas Product Development Fund 589 to payoff remaining expenditures and obligations associated with each fund, pursuant to provisions outlined in House Bill 1515 or similar legislation. Any remaining balances in the funds after all expenditures and obligations have been paid are to be transferred to the General Revenue-Dedicated Economic Development Bank Account No. 5106.
- 48. Contingency for House Bill 1550.⁵** Funds appropriated above to the Trusteed Programs Within the Office of the Governor, in Strategy A.2.3, State-Federal Relations, for the Office of State-Federal Relations (OSFR) are made contingent on the continuation of OSFR by the Eighty-eighth Legislature, Regular Session, 2023. In the event that the agency is not continued, the funds appropriated above for fiscal year 2024, or as much thereof as may be necessary, are to be used to provide for the phase out of the office's operations.

¹ Incorporates Article IX, Section 17.23, of this Act, relating to closed circuit televisions for the Neighborhood Safety Program, resulting in increases of \$1,000,000 out of General Revenue Funds in each fiscal year of the biennium.

² Incorporates Article IX, Section 18.36, of this Act, due to enactment of HB 5174, 88th Legislature, Regular Session, relating to the establishment and administration of the Texas Semiconductor Innovation Consortium, resulting in increases of \$680,566 in FY 2024 and \$660,094 in FY 2025 out of General Revenue and increases of 6.0 FTEs in each fiscal year of the biennium.

³ Modified to reflect authority for unexpended balances of General Revenue-Dedicated Texas Semiconductor Innovation Account No. 5107 appropriated in FY 2023 in SB 30, 88th Legislature, Regular Session, relating to making supplemental appropriations and reductions in appropriations and giving direction and adjustment authority regarding appropriations.

⁴ Incorporates Article IX, Sec. 18.13, of this Act, relating to the continuation of the Office of Economic Development and Tourism. HB 1515, 88th Legislature, Regular Session, was enacted resulting in the continuation of the office through August 31, 2035.

⁵ Incorporates Article IX, Sec. 18.14, of this Act, relating to the continuation of the Office of State-Federal Relations. HB 1550, 88th Legislature, Regular Session, was enacted resulting in the continuation of the office through August 31, 2035.

TRUSTEED PROGRAMS WITHIN THE OFFICE OF THE GOVERNOR
(Continued)

⁶ Incorporates the enactment of SB 3, 88th Legislature, Fourth Called Session, relating to an appropriation to provide funding for the construction, operation, and maintenance of border barrier infrastructure and border security operations, resulting in an increase out of GR for Border Security of \$1,540,000,000 in FY 2024 for border security operations.

HISTORICAL COMMISSION

	For the Years Ending	
	August 31, 2024	August 31, 2025
Method of Financing:		
<u>General Revenue Fund</u>		
General Revenue Fund ¹	\$ 47,595,445	\$ 15,565,290
Sporting Goods Sales Tax: Transfer to Historic Sites Fund No. 5139	16,534,000	16,699,000
Subtotal, General Revenue Fund	\$ 64,129,445	\$ 32,264,290
<u>General Revenue Fund - Dedicated</u>		
Texas Preservation Trust Fund Account No. 664	\$ 330,000	\$ 330,000
Historic Sites Fund No. 5139	566,666	566,667
Subtotal, General Revenue Fund - Dedicated	\$ 896,666	\$ 896,667
Federal Funds	\$ 1,575,532	\$ 1,328,118
<u>Other Funds</u>		
Appropriated Receipts ²	\$ 724,629	\$ 724,629
Interagency Contracts	176,613	176,613
License Plate Trust Fund Account No. 0802, estimated	2,900	2,900
Subtotal, Other Funds	\$ 904,142	\$ 904,142
Total, Method of Financing	\$ 67,505,785	\$ 35,393,217

This bill pattern represents an estimated 85.1% of this agency's estimated total available funds for the biennium.

Number of Full-Time-Equivalents (FTE): 346.5 341.5

Schedule of Exempt Positions:
Executive Director, Group 5 \$168,270 \$175,513

Items of Appropriation:

A. Goal: HISTORIC PRESERVATION

Preserve the State's Historic Landmarks and Artifacts.

A.1.1. Strategy: ARCHITECTURAL ASSISTANCE \$ 1,910,813 \$ 1,398,708
Property Rehabilitation/Preservation Technical Assistance.

A.1.2. Strategy: ARCHEOLOGICAL HERITAGE PROTECTION 1,382,605 1,349,907
Archeological Protection through Reviews, Outreach & Other Programs.

A.1.3. Strategy: COURTHOUSE PRESERVATION 853,330 582,293
Courthouse Preservation Assistance.

A.1.4. Strategy: HISTORIC SITES^{1, 2} 30,358,435 20,537,203
Operation and Maintenance of Historic Sites.

A.1.5. Strategy: PRESERVATION TRUST FUND¹ 5,330,000 330,000
Provide Financial Assistance through the Preservation Trust Fund.

A.2.1. Strategy: DEVELOPMENT ASSISTANCE 1,869,132 1,869,132
Technical Assistance for Heritage Development/Economic Revitalization.

A.2.2. Strategy: TEXAS HERITAGE TRAIL 1,000,000 1,000,000
Texas Heritage Trail Region Assistance.

HISTORICAL COMMISSION
(Continued)

A.3.1. Strategy: EVALUATE/INTERPRET RESOURCES ¹ Prog for Historic Resource Identification, Evaluation & Interpretation.	19,905,553	2,425,554
A.3.2. Strategy: HOLOCAUST GENOCIDE ANTISEM ADV COM Texas Holocaust, Genocide, and Antisemitism Advisory Commission.	765,713	765,712
Total, Goal A: HISTORIC PRESERVATION	\$ 63,375,581	\$ 30,258,509
B. Goal: INDIRECT ADMINISTRATION		
B.1.1. Strategy: CENTRAL ADMINISTRATION	\$ 3,099,087	\$ 3,050,430
C. Goal: SALARY ADJUSTMENTS		
C.1.1. Strategy: SALARY ADJUSTMENTS	\$ 1,031,117	\$ 2,084,278
Grand Total, HISTORICAL COMMISSION	\$ 67,505,785	\$ 35,393,217
Object-of-Expense Informational Listing:		
Salaries and Wages	\$ 20,226,143	\$ 20,997,955
Other Personnel Costs	367,100	367,100
Professional Fees and Services	1,548,624	1,548,624
Fuels and Lubricants	137,378	137,378
Consumable Supplies	127,963	127,963
Utilities	953,498	953,498
Travel	343,841	343,841
Rent - Building	210,749	210,749
Rent - Machine and Other	170,673	170,673
Debt Service	477,500	450,300
Other Operating Expense	20,294,378	6,137,769
Grants	9,219,207	1,468,169
Capital Expenditures	13,428,731	2,479,198
Total, Object-of-Expense Informational Listing	\$ 67,505,785	\$ 35,393,217
Estimated Allocations for Employee Benefits and Debt Service Appropriations Made Elsewhere in this Act:		
<u>Employee Benefits</u>		
Retirement	\$ 1,707,570	\$ 1,818,489
Group Insurance	2,994,771	3,051,179
Social Security	1,352,790	1,441,937
Benefits Replacement	10,161	8,118
Subtotal, Employee Benefits	\$ 6,065,292	\$ 6,319,723
<u>Debt Service</u>		
TPFA GO Bond Debt Service	\$ 10,811,078	\$ 8,526,216
Total, Estimated Allocations for Employee Benefits and Debt Service Appropriations Made Elsewhere in this Act	\$ 16,876,370	\$ 14,845,939

1. Performance Measure Targets. The following is a listing of the key performance target levels for the Historical Commission. It is the intent of the Legislature that appropriations made by this Act be utilized in the most efficient and effective manner possible to achieve the intended mission of the Historical Commission. In order to achieve the objectives and service standards established by this Act, the Historical Commission shall make every effort to attain the following designated key performance target levels associated with each item of appropriation.

	2024	2025
A. Goal: HISTORIC PRESERVATION		
Outcome (Results/Impact):		
Number of Properties Designated Annually	2,085	2,121
Number of Section 106 Federal Undertakings and Antiquities Code Reviews	25,000	25,000
Number of Individuals Provided Training and Assistance in Historic and Archeological Preservation	39,477	40,091
Percent of Eligible Courthouses Fully Restored or Rehabilitated	27.97%	29.39%

HISTORICAL COMMISSION
(Continued)

A.1.1. Strategy: ARCHITECTURAL ASSISTANCE

Output (Volume):

Number of Historic Properties Provided Technical Assistance, Monitoring, and Mandated State and/or Federal Architectural Reviews in Order to Encourage Preservation	2,621	2,624
---	-------	-------

A.2.1. Strategy: DEVELOPMENT ASSISTANCE

Output (Volume):

Number of Properties and Sites Assisted	2,135	2,135
---	-------	-------

A.2.2. Strategy: TEXAS HERITAGE TRAIL

Output (Volume):

Number of Individuals that Attend or Participate in Heritage Tourism Assistance Programs or Sessions Conducted by the Ten Texas Heritage Trail Regions	4,600	4,600
--	-------	-------

A.3.1. Strategy: EVALUATE/INTERPRET RESOURCES

Output (Volume):

Number of Sites, Properties, and Other Historical Resources Evaluated	9,100	9,600
---	-------	-------

A.3.2. Strategy: HOLOCAUST GENOCIDE ANTISEM ADV COM

Output (Volume):

Number of Individuals Provided Advising and/or Training to Assist with Holocaust, Genocide, and Antisemitism Education	116,500	118,000
--	---------	---------

2. Capital Budget.^{1,3} None of the funds appropriated above may be expended for capital budget items except as listed below. The amounts shown below shall be expended only for the purposes shown and are not available for expenditure for other purposes.

	2024	2025
a. Acquisition of Land and Other Real Property		
(1) Mission Socorro Land Acquisition	\$ UB	\$ UB
b. Repair or Rehabilitation of Buildings and Facilities		
(1) Magoffin Home Structural Repairs	\$ UB	\$ UB
(2) Varner-Hogg Plantation House Stabilization		UB
(3) San Jacinto Battleground State Historic Site Restoration and Visitor Center Improvements		UB
(4) Courthouse Grants		UB
(5) National Museum of the Pacific War Capital Projects		UB
(6) THC Building Complex Improvements	300,000	UB
(7) Historic Sites - Deferred Maintenance	2,200,000	UB
	& UB	
(8) Washington-on-the-Brazos Capital Projects	7,350,000	UB
(9) Star of the Republic Repair and Rehabilitation		UB
(10) Caddo Mounds Repair and Rehabilitation		UB
(11) Caddo Mounds Visitor Center		UB
(12) Capitol Complex Deferred Maintenance		UB
	\$ 9,850,000	\$ UB
c. Acquisition of Information Resource Technologies		
(1) Computer and IT Peripheral Replacement	\$ 184,241	\$ 75,000
d. Transportation Items		
(1) Purchase of Replacement Automobiles	\$ UB	\$ UB
e. Data Center/Shared Technology Services		
(1) Department of Information Resources - Data Center Services - Office 365	\$ 129,311	\$ 128,998
f. Construction of Buildings and Facilities		
(1) USS Battleship Site Restoration	\$ UB	\$ UB
(2) Levi Jordan State Historic Site		UB
(3) Eisenhower Birthplace Visitor Center		UB

HISTORICAL COMMISSION
(Continued)

(4) Monument Hill Visitor Center	UB	UB
Total, Construction of Buildings and Facilities	\$ UB	\$ UB
Total, Capital Budget	\$ 10,163,552	\$ 203,998
Method of Financing (Capital Budget):		
<u>General Revenue Fund</u>		
General Revenue Fund	\$ 9,972,970	\$ 80,218
Sporting Goods Sales Tax: Transfer to Historic Sites Fund No. 5139	190,582	123,780
Subtotal, General Revenue Fund	\$ 10,163,552	\$ 203,998
Total, Method of Financing	\$ 10,163,552	\$ 203,998

- 3. Cost Recovery of Historical Markers.** Included in amounts appropriated above in Strategy A.3.1, Evaluate/Interpret Resources, is an amount estimated to be \$362,563 in Appropriated Receipts for each fiscal year of the biennium from historical marker cost recovery fees authorized under Section 442.006 of the Government Code.
- 4. Promotional Materials.** The Texas Historical Commission is authorized to purchase promotional educational materials for resale or donation purposes during the biennium beginning September 1, 2023. All receipts received from the sale of these materials are appropriated to the Commission for the administration and operation of agency programs.
- Any unexpended balances as of August 31, 2024, from the sale of these materials are appropriated for the fiscal year beginning September 1, 2024.
- 5. Registration of Historic Cemeteries.** The Texas Historical Commission may collect fees for the registration of historic sites pursuant to Government Code, Section 442.0051. All fees collected pursuant to registration of historic cemeteries (estimated at \$3,800 in Appropriated Receipts in each fiscal year and included above in Strategy A.3.1, Evaluate/Interpret Resources) are appropriated to the Texas Historical Commission for the purpose of administering the Historic Cemetery Program for the biennium beginning September 1, 2023. In addition to amounts identified in this rider and included above, all receipts collected on or after September 1, 2023, are appropriated for the same purpose.
- 6. Cultural Diversity Scholarships.** Gifts and donations received by the Historical Commission, not to exceed \$50,000 in each fiscal year of the biennium, may be expended for scholarships of up to \$1,000 per recipient, including nonprofit organizations, for travel expenses, including meals and lodging, in order to encourage diversity among participants at agency sponsored conferences, seminars, and workshops.
- 7. Acquisition of Historical Artifacts.** The Historical Commission shall use funds appropriated above to develop a plan and process for the purchase and acquisition of documents, records, and/or other historical artifacts relating to Texas Historical Commission Historic Sites. The Historical Commission must also report on the status of acquisitions to the Governor and the Legislative Budget Board within 30 days after such acquisition.
- 8. Historic Sites.** Included in amounts appropriated above in Strategy A.1.4, Historic Sites, is \$566,666 in fiscal year 2024 and \$566,667 in fiscal year 2025 out of the General Revenue - Dedicated Historic Sites Fund No. 5139, generated from entrance fees at historic sites established in accordance with Government Code, §442.0051 and deposited to Revenue Object Code 3461, State Park Fees for maintenance and operations of historic sites managed by the agency.

Any unexpended balances as of August 31, 2024, out of the appropriations made herein are appropriated to the Commission for the fiscal year beginning September 1, 2024.

In the event that actual and/or projected revenue collections are below estimates provided herein, the Legislative Budget Board may direct the Comptroller of Public Accounts to reduce the appropriation authority provided above to be within the amount of revenue expected to be available.

For the biennium beginning September 1, 2023, the Texas Historical Commission is appropriated any additional revenues that are collected by the agency for historic sites managed by the agency

HISTORICAL COMMISSION
(Continued)

and deposited to the credit of General Revenue - Dedicated Historic Sites Fund No. 5139 as Revenue Object Code 3461, State Park Fees, not to exceed \$1,000,000 above amounts identified in this rider for the 2024-25 biennium and certified by a finding of fact from the Comptroller.

9. Appropriation Authority: Debt Service for the National Museum of the Pacific War.

Included in the amounts appropriated above out of the General Revenue Fund - Sporting Goods Sales Tax: Transfer to Historic Sites Fund No. 5139 for Strategy A.1.4, Historic Sites, the amounts of \$477,500 for fiscal year 2024 and \$450,300 for fiscal year 2025 are to be used solely for lease payments to the Texas Public Finance Authority for debt service payments on the revenue bonds or other revenue obligations issued for the National Museum of the Pacific War.

10. Texas Holocaust, Genocide, and Antisemitism Advisory Commission: Funding. Included in amounts appropriated above out of the General Revenue Fund in Strategy A.3.2, Texas Holocaust, Genocide, and Antisemitism Advisory Commission, and Strategy B.1.1, Central Administration, are \$765,713 and \$41,000, respectively, in fiscal year 2024, and \$765,712 and \$41,000, respectively, in fiscal year 2025 for the Texas Historical Commission to provide support for the Texas Holocaust, Genocide, and Antisemitism Advisory Commission.

Any unexpended balances of these funds remaining as of August 31, 2024, are appropriated for the fiscal year beginning September 1, 2024, for the same purpose.

11. Texas Preservation Trust Fund Account No. 664. Included in amounts appropriated above in Strategy A.1.5, Preservation Trust Fund, is estimated revenue and interest earnings in Revenue Object Code 3855, Interest on Investments, Obligations and Securities (estimated to be \$330,000 in fiscal year 2024 and \$330,000 in fiscal year 2025), out of the General Revenue - Dedicated Texas Preservation Trust Fund Account No. 664 for local preservation grants.

The estimated amounts appropriated above out of the Texas Preservation Trust Fund, are out of the amounts available for distribution or investment returns of the funds consistent with Section 442.015 of the Government Code. Amounts available for distribution or investment returns in excess of the amounts estimated above are also appropriated to the Texas Historical Commission for the same purpose. In the event that amounts available for distribution or investment returns are less than the amounts estimated above, this Act may not be construed as appropriating funds to make up the difference.

In addition to revenues deposited as Revenue Object Code 3855 referenced in this rider, any other revenues received during the 2024-25 biennium and any balances from other revenues remaining in the Preservation Trust Fund Account No. 664 as of August 31, 2023, (estimated to be \$0 and included in amounts appropriated above in fiscal year 2024) are appropriated for the purpose of making preservation grants to eligible organizations, subject to the approval of the governing board.

Any unexpended balances of these funds remaining as of August 31, 2024, are appropriated to the Historical Commission for the fiscal year beginning September 1, 2024, for the same purpose.

12. Military Sites Program. Included in amounts appropriated above in Strategy A.3.1, Evaluate/Interpret Resources, is \$22,500 in General Revenue funds in each fiscal year of the 2024-25 biennium for the purpose of continuing and further developing a military sites program and restoring Texas military monuments in and outside the state.

Any unexpended balances of these funds remaining as of August 31, 2024, are appropriated to the Historical Commission for the fiscal year beginning September 1, 2024, for the same purpose.

13. Appropriation Authority: Texas Historic Preservation Tax Credit Review Fees. Included in the amounts appropriated above is \$171,000 in Appropriated Receipts in Strategy A.1.1, Architectural Assistance, each fiscal year of the 2024-25 biennium from fees collected to review applications for the Texas Historic Preservation Tax Credit. The amounts identified in this rider shall be used to administer the Texas Historic Preservation Tax Credit Program as authorized by Tax Code, Chapter 171, Subchapter S.

Any unexpended balances of these funds remaining as of August 31, 2024, are appropriated to the Historical Commission for the fiscal year beginning September 1, 2024, for the same purpose.

HISTORICAL COMMISSION

(Continued)

- 14. Capital Budget Expenditures from Federal and Other Funding Sources.** The Texas Historical Commission (THC) is exempted from the capital budget rider provisions contained in Article IX of this Act when gifts, grants, interagency funds, inter-local funds, damage and mitigation funds, and federal funds are received in excess of the amounts identified in the agency's capital budget rider and such funds are designated by the donor, grantor, damage/mitigation agreement or settlement, or state/federal agency solely for construction and repairs, land acquisition, or purchase of specific capital items.

Additionally, the THC is exempted from the capital budget rider provisions when pass through funds to local entities are received in excess of the amounts identified in the agency's capital budget rider and such funds are designated by the donor, grantor or federal agency solely for the acquisition of land.

Amounts expended from these funding sources shall not count towards the limitation imposed by capital budget provisions elsewhere in this Act. The THC shall annually report to the Legislative Budget Board and the Governor the amount received from these sources and the items to be purchased.

- 15. Texas State Almanac Contract.** Included in the amounts appropriated above in Strategy A.3.1, Evaluate/Interpret Resources, is \$480,000 in General Revenue in fiscal year 2024 to allow the Historical Commission to enter into a contract not-to-exceed \$480,000 with a non-profit organization for the purpose of developing and producing a Texas State Almanac. The Texas State Almanac shall be available to the general public and provide information on the history of Texas, its people, government and politics, economics, natural resources, holidays, culture, education, recreation, the arts, and other related topics.

Any unexpended balances of these funds remaining as of August 31, 2024, are appropriated to the Historical Commission for the fiscal year beginning September 1, 2024, for the same purpose.

- 16. Unexpended Balances: Courthouse Grants.** In addition to amounts appropriated above in Strategy A.1.3, Courthouse Preservation, any unexpended and unobligated balances as of August 31, 2023, (estimated to be \$0) in General Revenue for Courthouse Grants, are appropriated for the biennium beginning September 1, 2023, for the same purpose.

Any unexpended balances of these funds remaining as of August 31, 2024, are appropriated to the Historical Commission for the fiscal year beginning September 1, 2024, for the same purpose.

- 17. Appropriation: Development Revenue.** To the maximum extent allowed by law, the Historical Commission is appropriated all revenue from fundraising and partnership development activities, including revenues from funds raised, contributed, donated, or collected through private sector partnerships, joint promotional campaigns, and licensing of the department brand, logo, or intellectual property (estimated to be \$0) each fiscal year.

- 18. Unexpended Balances Within the Biennium.** Any unexpended balances as of August 31, 2024, in appropriations made to the Historical Commission are appropriated for the same purposes for the fiscal year beginning September 1, 2024.

- 19. Texas Historical Commission Volunteer Services.** From funds appropriated above, the Texas Historical Commission may provide meals and beverages for volunteers when volunteers are on site and providing labor and/or services for historic site reenactments, archeological work, and other agency programs.

- 20. Reimbursement of Advisory Committee Members.** Pursuant to Chapter 2110, Government Code, reimbursement of expenses for advisory committee members, out of the funds appropriated above, is limited to the Antiquities Advisory Board and may not exceed \$20,000 in each fiscal year.

To the maximum extent possible, the commission shall encourage the use of videoconferencing and teleconferencing and shall schedule meetings and locations to facilitate the travel of participants so that they may return the same day and reduce the need to reimburse members for overnight stays.

- 21. Maximum Appropriation of Sporting Goods Sales Tax (SGST) Revenue.** Amounts appropriated above include \$16,534,000 in fiscal year 2024 and \$16,699,000 in fiscal year 2025 from limited sales, excise, and use tax revenue identified as Sporting Goods Sales Tax: Transfer to

HISTORICAL COMMISSION (Continued)

Historic Sites Fund No. 5139 (SGST). This appropriation represents the statutory maximum allocation of SGST revenue to the Historical Commission, pursuant to Tax Code, §151.801 (7.0 percent of the total SGST revenue), as calculated in the Comptroller of Public Accounts' Biennial Revenue Estimate.

If the Comptroller determines that the maximum allocation of SGST revenue to the Historical Commission for the 2024-25 biennium exceeds the amounts appropriated above, the difference is appropriated to the agency for Historic Sites.

- 22. Star of the Republic Museum.** In addition to amounts appropriated above in Strategy A.1.4, Historic Sites, any unexpended and unobligated balances as of August 31, 2023, (estimated to be \$0) for the Star of the Republic Museum in General Revenue are appropriated for the biennium beginning September 1, 2023, for the same purpose.

Any unexpended balances of these funds remaining as of August 31, 2024, are appropriated to the Historical Commission for the fiscal year beginning September 1, 2024, for the same purpose.

- 23. Capital Budget Expenditures for a Mobile Travel Application.** Notwithstanding the provisions in Article IX, Section 14.03 Transfers - Capital Budget, the Texas Historical Commission is authorized to implement a capital budget project for the development of an agency mobile application if funds become available for this purpose.

- 24. Unexpended Balances of Sporting Goods Sales Tax Between Biennia.** In addition to amounts appropriated above in Strategy A.1.4, Historic Sites, any unexpended and unobligated balances remaining as of August 31, 2023 (estimated to be \$0) in appropriations made to the Texas Historical Commission out of the Sporting Goods Sales Tax: Transfer to Historic Sites Fund No. 5139 are appropriated for the biennium beginning September 1, 2023, for the same purpose.

- 25. Unexpended Balances: Washington-on-the-Brazos Capital Projects.** In addition to amounts appropriated above in Strategy A.1.4, Historic Sites, any unexpended and unobligated balances as of August 31, 2023, (estimated to be \$0) for the Washington-on-the-Brazos State Historic Site in General Revenue are appropriated for the biennium beginning September 1, 2023, for the same purpose.

Any unexpended balances of these funds remaining as of August 31, 2024, are appropriated to the Historical Commission for the fiscal year beginning September 1, 2024, for the same purpose.

- 26. Unexpended Balances: Mission Socorro Archeological Site.** In addition to amounts appropriated above in Strategy A.1.4, Historic Sites, any unexpended and unobligated balances as of August 31, 2023, (estimated to be \$0) for the Mission Socorro Archeological Site in General Revenue are appropriated for the biennium beginning September 1, 2023, for the same purpose.

Any unexpended balances of these funds remaining as of August 31, 2024, are appropriated to the Historical Commission for the fiscal year beginning September 1, 2024, for the same purpose.

- 27. Unexpended Balances of Bond Proceeds.** In addition to amounts appropriated above, any unexpended and unobligated balances of General Obligation Bond Proceeds for projects that have been approved under the provisions of Article IX, Sections 19.70 and 19.71 of House Bill 1, Eightieth Legislature, Regular Session, 2007, remaining as of August 31, 2023, (estimated to be \$0) are appropriated for the repair and renovation of Historic Sites, for the fiscal year beginning September 1, 2023 in Strategy A.1.4, Historic Sites. Notwithstanding provisions elsewhere in this Act, any unexpended and unobligated balances of appropriations of bond proceeds described in this rider may not be carried forward into fiscal year 2025.

- 28. National Museum of the Pacific War.** Included in the amounts appropriated above is \$500,000 in General Revenue in Strategy A.1.4, Historic Sites in each fiscal year of the 2024-25 biennium.

Any unexpended balances of these funds remaining as of August 31, 2024, are appropriated to the Historical Commission for the fiscal year beginning September 1, 2024, for the same purpose.

- 29. Unexpended Balances: Caddo Mounds.** In addition to amounts appropriated above in Strategy A.1.4, Historic Sites, any unexpended and unobligated balances remaining as of August 31, 2023, (estimated to be \$0) in General Revenue Funds are appropriated for the biennium beginning September 1, 2023, for Caddo Mounds Visitor Center and Repairs and Maintenance.

HISTORICAL COMMISSION
(Continued)

Any unexpended balances of these funds remaining as of August 31, 2024, are appropriated to the Historical Commission for the fiscal year beginning September 1, 2024, for the same purpose.

30. Rosenwald Schools Preservation Grants. Included in the amounts appropriated above to the Texas Historical Commission in Strategy A.1.5, Preservation Trust Fund, is \$3,000,000 from the General Revenue Fund to be deposited in fiscal year 2024 into the General Revenue-Dedicated Texas Preservation Trust Fund Account No. 664 to provide grants for the surveying, restoration, and preservation of Rosenwald School sites in accordance with Government Code, Section 442.015.

Any unexpended balances of the \$3,000,000 deposited into the Texas Preservation Trust Fund Account No.664 remaining as of August 31, 2024 are appropriated to the Commission for the fiscal year beginning September 1, 2024 for the same purpose.

¹ Incorporates Article IX, Section 17.21, of this Act, relating to additional funding for Texas Historical Commission, resulting in a total increase of \$27,150,000 out of General Revenue Funds in fiscal year 2024, affecting several strategies. The Capital Budget is adjusted accordingly.

² Incorporates the enactment of HB 2719, 88th Legislature, Regular Session, relating to the powers of the Texas Historical Commission over historic sites in this state and the deposit of revenue from retail operations of historic sites to a new fund outside the treasury, resulting in decreases of \$326,872 out of Appropriated Receipts each fiscal year of the biennium.

³ Modified to reflect authority for unexpended balances of capital projects appropriated in FY 2023 in SB 30, 88th Legislature, Regular Session, relating to making supplemental appropriations and reductions in appropriations and giving direction and adjustment authority regarding appropriations.

DEPARTMENT OF INFORMATION RESOURCES

	For the Years Ending	
	August 31, 2024	August 31, 2025
Method of Financing:		
General Revenue Fund ¹	\$ 44,222,405	\$ 29,984,157
Federal Funds	\$ 319,715	\$ 319,715
<u>Other Funds</u>		
Other Special State Funds	\$ 1,096,088	\$ 2,225,728
DIR Clearing Fund Account - AR	19,116,830	20,275,298
Telecommunications Revolving Account - AR	37,708,367	38,711,006
Telecommunications Revolving Account - IAC	83,092,997	83,983,321
Statewide Technology Account - IAC ²	461,333,408	438,072,160
Statewide Technology Account - Appropriated Receipts	1,022,605	1,020,072
Statewide Network Applications Account - AR	48,794,864	48,753,379
Subtotal, Other Funds	\$ 652,165,159	\$ 633,040,964
Total, Method of Financing	\$ 696,707,279	\$ 663,344,836

This bill pattern represents an estimated 100% of this agency's estimated total available funds for the biennium.

Number of Full-Time-Equivalents (FTE): 267.0 267.0

Schedule of Exempt Positions:
Executive Director, Group 9 \$276,000 \$276,000

Items of Appropriation:
A. Goal: PROMOTE EFFIC. IR POLICIES/SYSTEMS
Promote Statewide IR Policies & Innovative, Productive, & Eff Info Sys.
A.1.1. Strategy: STATEWIDE PLANNING AND RULES \$ 1,394,992 \$ 1,395,766
Statewide Planning and Rule and Guideline Development.

DEPARTMENT OF INFORMATION RESOURCES
(Continued)

A.1.2. Strategy: INNOVATION AND MODERNIZATION Innovation and Modernization Initiatives.	881,499	881,499
Total, Goal A: PROMOTE EFFIC. IR POLICIES/SYSTEMS	\$ 2,276,491	\$ 2,277,265
B. Goal: IT AND TELECOMMUNICATION SERVICES Manage the Cost Effective Delivery of IT Commodities & Shared Services.		
B.1.1. Strategy: CONTRACT ADMIN OF IT COMM & SVCS Manage Procurement Infrastructure for IT Commodities and Services.	\$ 5,908,619	\$ 7,714,049
B.2.1. Strategy: SHARED TECHNOLOGY SERVICES ^{1, 2}	468,278,223	437,004,778
B.3.1. Strategy: TEXAS.GOV	52,466,811	47,852,909
B.4.1. Strategy: COMMUNICATIONS TECHNOLOGY SERVICES Deliver Telecommunications and Network Services.	105,451,877	108,436,749
Total, Goal B: IT AND TELECOMMUNICATION SERVICES	\$ 632,105,530	\$ 601,008,485
C. Goal: PROMOTE EFFICIENT SECURITY		
C.1.1. Strategy: SECURITY POLICY AND AWARENESS Provide Security Policy, Assurance, Education and Awareness.	\$ 1,545,465	\$ 1,545,465
C.1.2. Strategy: SECURITY SERVICES Assist State Entities in Identifying Security Vulnerabilities.	51,535,508	48,101,801
Total, Goal C: PROMOTE EFFICIENT SECURITY	\$ 53,080,973	\$ 49,647,266
D. Goal: INDIRECT ADMINISTRATION		
D.1.1. Strategy: CENTRAL ADMINISTRATION	\$ 3,104,965	\$ 3,104,965
D.1.2. Strategy: INFORMATION RESOURCES	4,260,520	4,298,415
D.1.3. Strategy: OTHER SUPPORT SERVICES	782,712	782,712
Total, Goal D: INDIRECT ADMINISTRATION	\$ 8,148,197	\$ 8,186,092
E. Goal: SALARY ADJUSTMENTS		
E.1.1. Strategy: SALARY ADJUSTMENTS	\$ 1,096,088	\$ 2,225,728
Grand Total, DEPARTMENT OF INFORMATION RESOURCES	\$ 696,707,279	\$ 663,344,836
Object-of-Expense Informational Listing:		
Salaries and Wages	\$ 25,898,597	\$ 27,028,237
Other Personnel Costs	351,760	351,772
Professional Fees and Services	551,006,549	518,077,171
Fuels and Lubricants	10,000	10,000
Consumable Supplies	186,850	186,850
Utilities	110,088	110,088
Travel	317,294	217,294
Rent - Building	50,500	50,500
Other Operating Expense	110,620,641	112,727,924
Grants	6,155,000	4,585,000
Capital Expenditures	2,000,000	0
Total, Object-of-Expense Informational Listing	\$ 696,707,279	\$ 663,344,836
Estimated Allocations for Employee Benefits and Debt Service Appropriations Made Elsewhere in this Act:		
<u>Employee Benefits</u>		
Retirement	\$ 2,317,371	\$ 2,440,154
Group Insurance	3,351,850	3,446,585
Social Security	1,800,142	1,898,507

DEPARTMENT OF INFORMATION RESOURCES
(Continued)

Benefits Replacement	5,244	4,190
Total, Estimated Allocations for Employee Benefits and Debt Service Appropriations Made Elsewhere in this Act	\$ 7,474,607	\$ 7,789,436

1. Performance Measure Targets. The following is a listing of the key performance target levels for the Department of Information Resources. It is the intent of the Legislature that appropriations made by this Act be utilized in the most efficient and effective manner possible to achieve the intended mission of the Department of Information Resources. In order to achieve the objectives and service standards established by this Act, the Department of Information Resources shall make every effort to attain the following designated key performance target levels associated with each item of appropriation.

	2024	2025
A. Goal: PROMOTE EFFIC. IR POLICIES/SYSTEMS		
A.1.2. Strategy: INNOVATION AND MODERNIZATION		
Output (Volume):		
The Number of Technology Solutions and Services Reviewed which Indicate Potential Means to Increase Production and/or Improve Efficiencies	60	60
The Number of State Agencies Participating in DIR Facilitated Pilots of Enterprise Solutions and Services	10	10
B. Goal: IT AND TELECOMMUNICATION SERVICES		
Outcome (Results/Impact):		
Percent of Monthly Minimum Service Level Targets Achieved for Data Center Services	95%	95%
Percentage of Shared Technology Services (STS) Customers That Favorably Rate Customer Satisfaction	90%	90%
Percent of Customers Satisfied with CCTS	90%	90%
Percent of Customers Satisfied with TEX-AN	90%	90%
B.1.1. Strategy: CONTRACT ADMIN OF IT COMM & SVCS		
Output (Volume):		
Total Savings through DIR Cooperative Contracts	325,000,000	325,000,000
B.3.1. Strategy: TEXAS.GOV		
Output (Volume):		
Number of Transactions Conducted through the Portal	40,000,000	40,000,000
C. Goal: PROMOTE EFFICIENT SECURITY		
Outcome (Results/Impact):		
Calculation of Average Percentage Growth Rate in Maturity Scores for Agencies That Underwent Repeat Assessments	50%	50%
C.1.1. Strategy: SECURITY POLICY AND AWARENESS		
Output (Volume):		
Percentage of State Agencies That Participate in DIR Provided Security Training Offerings	65%	65%
C.1.2. Strategy: SECURITY SERVICES		
Output (Volume):		
Number of State Agency Security Assessments Performed	40	40

2. Capital Budget. None of the funds appropriated above may be expended for capital budget items except as listed below. The amounts shown below shall be expended only for the purposes shown and are not available for expenditure for other purposes.

	2024	2025
a. Acquisition of Information Resource Technologies		
(1) Daily Operations	\$ 275,000	\$ 275,000
(2) Personal Computer Purchases	408,500	408,500
Total, Acquisition of Information Resource Technologies	\$ 683,500	\$ 683,500
b. Data Center/Shared Technology Services		
(1) Data Center Consolidation	\$ 3,247,726	\$ 3,305,415
(2) eProcurement Solution	1,100,000	2,850,000
(3) Vendor Sales Reporting Portal	1,000,000	1,850,000
Total, Data Center/Shared Technology Services	\$ 5,347,726	\$ 8,005,415
Total, Capital Budget	\$ 6,031,226	\$ 8,688,915

DEPARTMENT OF INFORMATION RESOURCES
(Continued)

Method of Financing (Capital Budget):

<u>Other Funds</u>		
DIR Clearing Fund Account - AR	\$ 2,849,782	\$ 4,659,413
Telecommunications Revolving Account - AR	1,910,110	2,743,272
Statewide Technology Account - IAC	895,225	905,788
Statewide Network Applications Account - AR	<u>376,109</u>	<u>380,442</u>
Subtotal, Other Funds	<u>\$ 6,031,226</u>	<u>\$ 8,688,915</u>
Total, Method of Financing	<u>\$ 6,031,226</u>	<u>\$ 8,688,915</u>

3. DIR Clearing Fund Account. The Comptroller shall establish in the state treasury the Department of Information Resources Clearing Fund Account for the administration of cost recovery activities pursuant to authority granted under Chapters 771, 791, and 2157, Government Code. The account shall be used:

- a. As a depository for funds received as payments from state agencies, units of local government, and/or vendors for goods and services provided;
- b. As a source of funds for the department to purchase, lease, or acquire in any other manner services, supplies, software products, and equipment necessary for carrying out the department's duties relating to services provided to state agencies and units of local government for which the department receives payment from state agencies and local governmental units; and
- c. To pay salaries, wages, and other costs directly attributable to the services provided to state agencies and units of local government for which the department receives payment from those agencies and governmental units. However, the maximum amount for all administrative costs to be applied to state agency receipts and local government receipts shall not exceed 2.0 percent per receipt.

Included in the amounts appropriated above in Strategies A.1.1, Statewide Planning and Rules; A.1.2, Innovation and Modernization; B.1.1, Contract Administration of IT Commodities and Services; C.1.1, Security Policy and Awareness; C.1.2, Security Services; D.1.1, Central Administration; D.1.2, Information Resources; and D.1.3, Other Support Services, are all balances not previously encumbered as of August 31, 2023, (estimated to be \$2,003,495) and revenues accruing during the 2024-25 biennium estimated to be \$17,113,335 in fiscal year 2024 and \$20,275,298 in fiscal year 2025 in revenue collected on or after September 1, 2023, appropriated from the sale of information technology commodity items out of Appropriated Receipts to the Department of Information Resources Clearing Fund Account.

Any unexpended and unobligated balances as of August 31, 2024, out of appropriations made herein are appropriated for the same purposes to the Department of Information Resources for the fiscal year beginning September 1, 2024. For each fiscal year, in the event that unexpended and unobligated balances and/or revenues are less than the amounts estimated by this rider, fund balances in the DIR Clearing Fund Account, authorized by Rider 11, Fund Balance Limitations, may be expended to address a shortfall, subject to the limitations on expenditures included in this rider.

The Department of Information Resources may not expend funds appropriated to the Department that exceed the total in Appropriated Receipts identified above for each fiscal year of the 2024-25 biennium without prior written approval from the Legislative Budget Board. The Department requesting the approval of the Legislative Budget Board shall submit in a timely manner the request along with adequate information for evaluating the request. Any additional information requested by the Legislative Budget Board must be submitted promptly and in a manner prescribed by the Legislative Budget Board. The request shall be considered to be approved unless the Legislative Budget Board issues a written disapproval within 30 business days after the date the Legislative Budget Board staff concludes its review of the request and forwards the review to the Chair of the House Appropriations Committee, Chair of the Senate Finance Committee, Speaker of the House, and Lieutenant Governor. Any requests for additional information made by the Legislative Budget Board interrupt the counting of the 30 business days.

4. Capital Purchases on Behalf of Other Government Entities. Any capital items related to information resources and telecommunications technologies purchased by the Department of Information Resources for use by other state agencies and governmental entities do not apply to

DEPARTMENT OF INFORMATION RESOURCES

(Continued)

the department for the purpose of the capital budget rider limitations specified in Article IX, Transfers - Capital Budget, of the General Provisions of this Act.

Capital purchases made by the department for the department's internal use are subject to capital budget rider limitations in Article IX, Transfers - Capital Budget, of the General Provisions of this Act.

- 5. Cash Flow Contingency.** Contingent upon receipt of reimbursements from state agencies, other governmental entities, and vendors for direct services provided and procurements of goods or services, the Department of Information Resources may temporarily utilize additional General Revenue funds in an amount not to exceed the greater of 10 percent of projected revenue from telecommunications services provided under Government Code, Chapter 2170, and revenue from the operation and management of Statewide Technology Centers under Government Code, Chapter 2054, Subchapter L or \$4.0 million. These funds shall be utilized only for the purpose of temporary cash flow needs. The transfer and reimbursement of funds shall be made under procedures established by the Comptroller of Public Accounts to ensure all borrowed funds are reimbursed to the Treasury on or before August 31, 2025.
- 6. Texas.gov Project and the Statewide Network Applications Account.** The Comptroller shall establish in the state treasury the Department of Information Resources Statewide Network Applications Account for the administration of cost recovery activities pursuant to authority granted under Chapter 2054, Government Code.

Included in the amounts appropriated above in Strategies B.3.1, Texas.gov; D.1.1, Central Administration; D.1.2, Information Resources; and D.1.3, Other Support Services, are all balances not previously encumbered as of August 31, 2023, (estimated to be \$2,956,107) and revenues accruing during the 2024-25 biennium estimated to be \$45,838,757 in fiscal year 2024 and \$48,753,379 in fiscal year 2025 in revenue collected on or after September 1, 2023, appropriated from the operation and management of the Texas.gov State Electronic Internet Portal Project as provided by Government Code, Chapter 2054, Subchapter I, out of Appropriated Receipts and Interagency Contracts to the Department of Information Resources Statewide Network Applications Account.

Any unexpended and unobligated balances remaining as of August 31, 2024, in the appropriation made herein are appropriated for the fiscal year beginning September 1, 2024, for the same purposes. For each fiscal year, in the event that unexpended and unobligated balances and/or revenues are less than the amounts estimated by this rider, fund balances in the Statewide Network Applications Account, authorized by Rider 11, Fund Balance Limitations, may be expended to address a shortfall, subject to the limitations on expenditures included in this rider.

The Department of Information Resources may not expend funds appropriated to the Department that exceed the total in Appropriated Receipts and Interagency Contracts identified above for each fiscal year of the 2024-25 biennium without prior written approval from the Legislative Budget Board. The Department requesting the approval of the Legislative Budget Board shall submit in a timely manner the request along with adequate information for evaluating the request. Any additional information requested by the Legislative Budget Board must be submitted promptly and in a manner prescribed by the Legislative Budget Board. The request shall be considered to be approved unless the Legislative Budget Board issues a written disapproval within 30 business days after the date the Legislative Budget Board staff concludes its review of the request and forwards the review to the Chair of the House Appropriations Committee, Chair of the Senate Finance Committee, Speaker of the House, and Lieutenant Governor. Any requests for additional information made by the Legislative Budget Board interrupt the counting of the 30 business days.

Any funds received by the Department from other agencies or governmental entities for the purpose of adding or enhancing applications to or functionality of the Texas.gov project are appropriated to the Department and are exempted from the requirements of this rider for prior written approval from the Legislative Budget Board to expend such funds. The Department shall provide notification to the Legislative Budget Board as part of the quarterly Texas.gov financial reporting process and shall include the total amount estimated to be received and describe the application or functionality to be added or enhanced.

The Department of Information Resources shall provide the Legislative Budget Board quarterly financial reports and expenditures on the Texas.gov project within 60 days of the close of each quarter.

DEPARTMENT OF INFORMATION RESOURCES

(Continued)

- 7. Telecommunications, Statewide Technology Centers, and Texas.gov Capital Budget Purchases.** Notwithstanding Article IX, §14.03, Transfers - Capital Budget, of this Act, the Department of Information Resources is hereby authorized to expend funds out of the Telecommunications Revolving Account, Statewide Technology Account, and Statewide Network Applications Account to acquire equipment, software, and maintenance that may be necessary to facilitate cost savings or technical advancements associated with the Capitol Complex Telephone System (CCTS), TEX-AN Statewide Telecommunications System, Statewide Technology Centers, or the Texas.gov State Electronic Internet Portal. The Department of Information Resources shall notify the Legislative Budget Board and the Governor 30 days prior to such acquisition.
- 8. Telecommunications Revolving Account.** Included in amounts appropriated above in Strategies B.4.1, Communications Technology Services; C.1.2, Security Services; D.1.1, Central Administration; D.1.2, Information Resources; and D.1.3, Other Support Services, are all balances not previously encumbered as of August 31, 2023, (estimated to be \$4,662,550) and revenues accruing during the 2024-25 biennium estimated to be \$116,138,814 in fiscal year 2024 and \$122,694,327 in fiscal year 2025 in revenue collected on or after September 1, 2023, appropriated from telecommunications services as provided by Government Code, Chapter 2170 out of Appropriated Receipts and Interagency Contracts to the Telecommunications Revolving Account.

Any unexpended and unobligated balances remaining as of August 31, 2024, in the appropriation made herein are appropriated for the fiscal year beginning September 1, 2024, for the same purposes. For each fiscal year, in the event that unexpended and unobligated balances and/or revenues are less than the amounts estimated by this rider, fund balances in the Telecommunications Revolving Account, authorized by Rider 11, Fund Balance Limitations, may be expended to address a shortfall, subject to the limitations on expenditures included in this rider.

Included in amounts appropriated above is \$13,751,832 in fiscal year 2024 and \$13,592,728 in fiscal year 2025 in Appropriated Receipts and Interagency Contracts to the Telecommunications Revolving Account for the purpose of providing operating and administrative costs, excluding payments to service providers for communications technology services for voice, data, wireless, and internet services for which the Department bills customer state agencies and government entities. The Department must notify the Legislative Budget Board to expend funds in excess of amounts identified in this rider for operating and indirect administrative costs. The Department may not expend funds in excess of 110% of the amounts identified in this rider for operating and indirect administrative costs without prior written approval from the Legislative Budget Board. The Department requesting the approval of the Legislative Budget Board shall submit in a timely manner the request along with adequate information for evaluating the request. Any additional information requested by the Legislative Budget Board must be submitted promptly and in a manner prescribed by the Legislative Budget Board. The request shall be considered to be approved unless the Legislative Budget Board issues a written disapproval within 30 business days after the date the Legislative Budget Board staff concludes its review of the request and forwards the review to the Chair of the House Appropriations Committee, Chair of the Senate Finance Committee, Speaker of the House, and Lieutenant Governor. Any requests for additional information made by the Legislative Budget Board interrupt the counting of the 30 business days.

Annually, the Department shall report to the Legislative Budget Board, in a format prescribed by the Legislative Budget Board, actual spending by customer agencies and entities on telecommunications services.

- 9. Statewide Technology Account.²** In accordance with Government Code, §403.011, the Comptroller of Public Accounts shall establish within the state treasury an operational account, called the Statewide Technology Account for all transactions relating to the operation and management of statewide technology centers.

Included in amounts appropriated above in Strategies B.2.1, Shared Technology Services; D.1.1, Central Administration; D.1.2, Information Resources; and D.1.3, Other Support Services, are all balances not previously encumbered as of August 31, 2023 (estimated to be \$3,720,515), and revenues accruing during the 2024-25 biennium estimated to be \$458,635,498 in fiscal year 2024 and \$439,092,232 in fiscal year 2025 in revenue collected on or after September 1, 2023 appropriated from the operation and management of Statewide Technology Centers as provided by Government Code, Chapter 2054, Subchapter L out of Interagency Contracts and Appropriated Receipts to the Statewide Technology Account.

DEPARTMENT OF INFORMATION RESOURCES
(Continued)

Annually, the Department of Information Resources shall report to the Legislative Budget Board, in a format prescribed by the Legislative Budget Board, actual spending by customer agencies and entities on shared technology services.

Any unexpended and unobligated balances remaining as of August 31, 2024, in the appropriation made herein are appropriated for the fiscal year beginning September 1, 2024, for the same purposes. For each fiscal year, in the event that unexpended and unobligated balances and/or revenues are less than the amounts estimated by this rider, fund balances in the Statewide Technology Account, authorized by Rider 11, Fund Balance Limitations, may be expended to address a shortfall, subject to the limitations on expenditures included in this rider.

Included in amounts appropriated above is \$11,293,835 in fiscal year 2024 and \$12,584,312 in fiscal year 2025 in Appropriated Receipts and Interagency Contracts to the Statewide Technology Account for the purpose of providing operating and indirect administrative costs, excluding payments to services providers for data center services/shared technology services for which the Department bills customer state agencies and government entities. The Department must notify the Legislative Budget Board to expend funds in excess of amounts identified in this rider for operating and indirect administrative costs. The Department may not expend funds in excess of 110% of the amounts identified in this rider for operating and indirect administrative costs without prior written approval from the Legislative Budget Board. The Department requesting the approval of the Legislative Budget Board shall submit in a timely manner the request along with adequate information for evaluating the request. Any additional information requested by the Legislative Budget Board must be submitted promptly and in a manner prescribed by the Legislative Budget Board. The request shall be considered to be approved unless the Legislative Budget Board issues a written disapproval within 30 business days after the date the Legislative Budget Board staff concludes its review of the request and forwards the review to the Chair of the House Appropriations Committee, Chair of the Senate Finance Committee, Speaker of the House, and Lieutenant Governor. Any requests for additional information made by the Legislative Budget Board interrupt the counting of the 30 business days.

The Department of Information Resources shall report all administrative costs collected and the administrative cost percentage charged to each state agency and other users of statewide technology centers as defined in Government Code, §2054.380 to the Governor and Legislative Budget Board annually as directed in Government Code 2054.0346. The Legislative Budget Board and Governor's Office shall consider the incremental change to administrative percentages submitted. Without the written approval of the Governor and the Legislative Budget Board, the Department of Information Resources may not expend funds appropriated to the Department if those appropriated funds are associated with an increase to the administrative cost percentage charged to users of the statewide technology centers and deposited to the Statewide Technology Account. The request to increase the administrative cost percentage shall be considered to be approved by the Legislative Budget Board unless the Legislative Budget Board issues a written disapproval within 30 business days after the date the Legislative Budget Board staff concludes its review of the request and forwards the review to the Chair of the House Appropriations Committee, Chair of the Senate Finance Committee, Speaker of the House, and Lieutenant Governor. Any requests for additional information made by the Legislative Budget Board interrupt the counting of the 30 business days. In addition, by September 15 of each even-numbered year the Department shall submit a report to the Legislative Budget Board detailing expended, budgeted and projected costs for data center services by participating agency. The report shall be in a format prescribed by the Legislative Budget Board.

- 10. Reporting Requirements for Cost Recovery Activities.** Out of funds appropriated above, the Department of Information Resources (DIR) shall submit a report detailing all revenues and expenditures out of the DIR Clearing Fund Account, Telecommunications Revolving Account, Statewide Network Applications Account, and the Statewide Technology Account, respectively; estimated unexpended and unobligated balances remaining at the end of each fiscal year out of these accounts; and any expenditures that would exceed the amounts appropriated in DIR's bill pattern out of these accounts. The report shall include the fee rates charged for each service provided by DIR, the total fees charged to each state agency and other users of DIR's cooperative contracts, telecommunications, state electronic internet portal, and data center services, and the methodology DIR used to evaluate and set the respective fees.

The report shall be submitted to the Governor, Comptroller, and the Legislative Budget Board no later than March 1 each fiscal year.

DEPARTMENT OF INFORMATION RESOURCES

(Continued)

11. Fund Balance Limitations.

- (a) Before March 1 of each fiscal year, the Department of Information Resources (DIR) shall prepare a report which reflects the amount of unexpended and unobligated balances carried forward in the DIR Clearing Fund, Telecommunications Revolving, Statewide Technology, and Statewide Network Applications accounts, respectively from the previous fiscal year and submit the report to the Governor, Legislative Budget Board, and the Comptroller.
- (b) For purposes of this section (Rider 11, Fund Balance Limitations), "agency" includes a state agency, institution of higher education, or local governmental entity that uses DIR information technology commodity contracts, telecommunications or data center services, or is appropriated funds in this Act.
- (c) For purposes of this subsection, "total revenue" means the total amount of administrative fees collected from users of DIR's information technology commodity contracts authorized by Government Code, Chapter 2157. In the event that unexpended and unobligated balances in the DIR Clearing Fund Account at the end of any fiscal year exceed 10 percent of total revenue, as defined in this subsection, processed through the account in that ending fiscal year, the portion of the excess over 10 percent from all funding sources may be used in lieu of General Revenue for cybersecurity purposes as defined in Rider 12, Security Services to State Agencies and Institutions of Higher Education, of DIR's bill pattern. Any General Revenue saved by this swap shall not be expended by DIR without prior written approval from the Legislative Budget Board (LBB) for similar purposes. DIR shall report to the LBB quarterly on the use of excess fund balances for cybersecurity.
- (d) For purposes of this subsection, "total revenue" means the total amount of gross revenue collected related to Telecommunications Services provided by DIR under Government Code, Chapter 2170. In the event that unexpended and unobligated balances in the Telecommunications Revolving Account at the end of any fiscal year exceed four percent of total revenue, as defined in this subsection, processed through the account in that ending fiscal year, the portion of the excess over the four percent funded from all funding sources may be used in lieu of General Revenue for cybersecurity purposes as defined in Rider 12, Security Services to State Agencies and Institutions of Higher Education, of DIR's bill pattern. Any General Revenue saved by this swap shall not be expended without prior written approval from the Legislative Budget Board (LBB) for similar purposes. DIR shall report to the LBB quarterly on the use of excess fund balances for cybersecurity.
- (e) For purposes of this subsection, "total revenue" means the total amount of gross revenue collected related to Data Center Services provided by DIR under Government Code, Chapter 2054, Subchapter L. In the event that unexpended and unobligated balances in the Statewide Technology Account at the end of any fiscal year exceed one percent of total revenue, as defined in this subsection, processed through the account in that ending fiscal year, the portion of the excess over the one percent funded from all funding sources shall be returned to agencies, no later than May 1 of the following fiscal year. The excess returned to the agencies by DIR is appropriated to the agencies for expenditures consistent with the original funding source.
- (f) For purposes of this subsection, "operating revenue" means the total amount of gross revenue collected related to the state electronic internet portal, Texas.gov, provided by DIR under Government Code, Chapter 2054, Subchapter I, less the cost for payment processing services. In the event that unexpended and unobligated balances in the Statewide Network Applications Account at the end of any fiscal year exceed four percent of operating revenue, as defined in this subsection, processed through the account in that ending fiscal year, the portion of the excess over the four percent funded from all funding sources shall be transferred to the General Revenue Fund.
- (g) The Comptroller may prescribe accounting procedures and regulations to implement this section.
- (h) The reimbursement requirements established by this section may be waived or delayed, either in whole or in part, by the Legislative Budget Board.

DEPARTMENT OF INFORMATION RESOURCES
(Continued)

- (i) DIR shall coordinate with the Legislative Budget Board on development of a methodology to implement this section and a methodology to determine the source of funds used for agencies' payments which are directly remitted to vendors for information technology and telecommunications products and services.
- (j) DIR shall require participating agencies to provide to DIR, and those agencies shall submit to DIR, information regarding the specific funding sources from which agencies pay administrative costs charged for the use of DIR's telecommunications and/or data center services respectively and as applicable.

12. Security Services to State Agencies and Institutions of Higher Education. Included in amounts appropriated above in Strategy C.1.2, Security Services, is \$31,654,157 in fiscal year 2024 and \$29,984,157 in fiscal year 2025 in General Revenue for the purpose of providing cybersecurity services to state agencies and institutions of higher education. Any unexpended and unobligated balances of these funds remaining as of August 31, 2024, are appropriated to the Department of Information Resources for the fiscal year beginning September 1, 2024, for the same purposes.

13. Veterans Crisis Line and National Suicide Prevention Lifeline Information on Texas.gov Website. It is the intent of the legislature that the amounts appropriated above to the Department of Information Resources in Strategy B.3.1, Texas.gov, may also be used to prominently post on the Texas.gov website the phone number for:

- (a) the National Suicide Prevention Lifeline and a link to the National Suicide Prevention Lifeline Internet website; and
- (b) the Veterans Crisis Line and a link to the Veterans Crisis Line Internet website.

14. Texas.gov Security Improvements. Included in amounts appropriated above in Strategy B.3.1, Texas.gov, is \$4,568,248 from General Revenue in fiscal year 2024 for the purpose of implementing security improvements on Texas.gov applications. Any unexpended or unobligated balances remaining as of August 31, 2024 are appropriated for the same purpose for the fiscal year beginning September 1, 2024.

¹ Incorporates Article IX, Section 18.67, of this Act, due to enactment of SB 1849, 88th Legislature, Regular Session, relating to an interagency reportable conduct search engine, resulting in an increase of \$8,000,000 in FY 2024 out of General Revenue Funds.

² Rider 9, Statewide Technology Account, appropriates all revenues from the operation and management of Shared Technology Services, resulting in increases of \$25,469,997 in FY 2024 and \$29,963,639 in FY 2025 out of the Statewide Technology Account – IAC to adjust for appropriations to certain agencies for Shared Technology Services made elsewhere in this Act.

LIBRARY & ARCHIVES COMMISSION

	For the Years Ending	
	August 31, 2024	August 31, 2025
Method of Financing:		
General Revenue Fund	\$ 18,314,697	\$ 18,735,906
<u>Federal Funds</u>		
Federal Public Library Service Fund No. 118	\$ 11,258,703	\$ 11,359,377
Federal Funds	35,472	35,472
Subtotal, Federal Funds	\$ 11,294,175	\$ 11,394,849
<u>Other Funds</u>		
Appropriated Receipts	\$ 2,985,011	\$ 3,030,701
Interagency Contracts	3,174,175	3,219,175

LIBRARY & ARCHIVES COMMISSION
(Continued)

License Plate Trust Fund Account No. 0802, estimated	5,000	5,000
Subtotal, Other Funds	\$ 6,164,186	\$ 6,254,876
Total, Method of Financing	\$ 35,773,058	\$ 36,385,631

This bill pattern represents an estimated 100% of this agency's estimated total available funds for the biennium.

Number of Full-Time-Equivalents (FTE): 180.5 180.5

Schedule of Exempt Positions:

Director-Librarian, Group 5 \$155,523 \$162,848

Items of Appropriation:

A. Goal: DELIVERY OF SERVICES

Improve Availability & Accessibility of Library Services & Resources.

A.1.1. Strategy: LIBRARY SUPPORT SERVICES \$ 22,792,137 \$ 22,837,827

Assistance Provided to Texas Libraries.

A.2.1. Strategy: DISABLED SERVICES 2,538,272 2,538,271

Provide Direct Library Svcs to Texans with Qualifying Disabilities.

Total, Goal A: DELIVERY OF SERVICES \$ 25,330,409 \$ 25,376,098

B. Goal: PUBLIC ACCESS TO GOV'T INFORMATION

Public Access to Government Information.

B.1.1. Strategy: PROVIDE ACCESS TO INFO & ARCHIVES \$ 3,604,484 \$ 3,589,484

Provide Access to Information and Archives.

C. Goal: MANAGE STATE/LOCAL RECORDS

Cost-effective State/Local Records Management.

C.1.1. Strategy: MANAGE STATE/LOCAL RECORDS \$ 2,609,504 \$ 2,654,504

Records Management Services for State/Local Government Officials.

D. Goal: INDIRECT ADMINISTRATION

D.1.1. Strategy: INDIRECT ADMINISTRATION \$ 3,713,470 \$ 3,726,557

E. Goal: SALARY ADJUSTMENTS

E.1.1. Strategy: SALARY ADJUSTMENTS 515,191 1,038,988

Grand Total, LIBRARY & ARCHIVES COMMISSION \$ 35,773,058 \$ 36,385,631

Object-of-Expense Informational Listing:

Salaries and Wages	\$ 10,218,113	\$ 10,828,098
Other Personnel Costs	286,160	295,680
Professional Fees and Services	1,310,869	1,261,596
Fuels and Lubricants	16,400	17,100
Consumable Supplies	142,675	147,650
Utilities	257,396	257,400
Travel	101,165	121,165
Rent - Building	157,790	157,790
Rent - Machine and Other	384,207	369,554
Other Operating Expense	19,124,184	20,357,355
Grants	2,863,217	1,591,307
Capital Expenditures	910,882	980,936

Total, Object-of-Expense Informational Listing \$ 35,773,058 \$ 36,385,631

Estimated Allocations for Employee Benefits and Debt Service Appropriations Made Elsewhere in this Act:

Employee Benefits

Retirement	\$ 876,034	\$ 933,013
Group Insurance	2,124,531	2,182,439
Social Security	711,908	757,840

LIBRARY & ARCHIVES COMMISSION
(Continued)

Benefits Replacement	6,765	5,405
Total, Estimated Allocations for Employee Benefits and Debt Service Appropriations Made Elsewhere in this Act	\$ 3,719,238	\$ 3,878,697

1. Performance Measure Targets. The following is a listing of the key performance target levels for the Library & Archives Commission. It is the intent of the Legislature that appropriations made by this Act be utilized in the most efficient and effective manner possible to achieve the intended mission of the Library & Archives Commission. In order to achieve the objectives and service standards established by this Act, the Library & Archives Commission shall make every effort to attain the following designated key performance target levels associated with each item of appropriation.

	2024	2025
A. Goal: DELIVERY OF SERVICES		
Outcome (Results/Impact):		
Percentage of Libraries Using Resources and Services Provided by State Library	75%	80%
Percent of Eligible Population Registered for Talking Book Program Services	5.1%	5.2%
A.1.1. Strategy: LIBRARY SUPPORT SERVICES		
Output (Volume):		
Number of Library Resources Provided to the Public Via Agency Programs	43,000,000	43,000,000
Number of Times Librarians Trained or Assisted	37,000	37,000
A.2.1. Strategy: DISABLED SERVICES		
Output (Volume):		
Number of Persons and Institutions Served	9,500	10,000
Number of Hours Staff Provided Patron Assistance	6,650	6,650
Number of Items Circulated to Patrons and Downloaded by Patrons	920,000	940,000
B. Goal: PUBLIC ACCESS TO GOV'T INFORMATION		
Outcome (Results/Impact):		
Percent of Customers Receiving Responses or Other Services from State Library Reference and Information Services within 10 Business Days of Date Request Submitted	95%	95%
B.1.1. Strategy: PROVIDE ACCESS TO INFO & ARCHIVES		
Output (Volume):		
Number of Assists with Information Resources	4,500,000	4,600,000
Explanatory:		
Number of Archival Items and Other Materials Newly Digitized	3,900	3,900
C. Goal: MANAGE STATE/LOCAL RECORDS		
C.1.1. Strategy: MANAGE STATE/LOCAL RECORDS		
Output (Volume):		
Number of Times State and Local Government Employees Trained or Assisted	11,000	12,500

2. Capital Budget. None of the funds appropriated above may be expended for capital budget items except as listed below. The amounts shown below shall be expended only for the purposes shown and are not available for expenditure for other purposes.

	2024	2025
a. Repair or Rehabilitation of Buildings and Facilities		
(1) Repairs to the Sam Houston Regional Library and Research Center in Liberty, Texas	\$ 500,000	\$ 500,000
b. Acquisition of Information Resource Technologies		
(1) PC Replacement / Network Equipment	\$ 204,231	\$ 195,754
(2) Texas Digital Archive (TDA)	135,000	135,000
Total, Acquisition of Information Resource Technologies	\$ 339,231	\$ 330,754
c. Acquisition of Capital Equipment and Items		
(1) Library Collection Materials and Public Access Information Resources	\$ 13,612,538	\$ 13,612,538

LIBRARY & ARCHIVES COMMISSION
(Continued)

d. Data Center/Shared Technology Services		
(1) Data Center Consolidation	\$ 399,984	\$ 391,264
	<u>14,851,753</u>	<u>14,834,556</u>
Total, Capital Budget		
Method of Financing (Capital Budget):		
General Revenue Fund	\$ 7,391,610	\$ 7,295,181
Federal Public Library Service Fund No. 118	\$ 3,434,239	\$ 3,469,608
<u>Other Funds</u>		
Appropriated Receipts	\$ 2,835,925	\$ 2,881,615
Interagency Contracts	<u>1,189,979</u>	<u>1,188,152</u>
Subtotal, Other Funds	<u>\$ 4,025,904</u>	<u>\$ 4,069,767</u>
Total, Method of Financing	<u>\$ 14,851,753</u>	<u>\$ 14,834,556</u>

3. Appropriation of Receipts and Unexpended Balances: Imaging and Storage Fees. Included in the amounts appropriated above in Strategy C.1.1, Manage State/Local Records, and Strategy D.1.1, Indirect Administration, are unexpended and unobligated balances as of August 31, 2023, in Appropriated Receipts (estimated to be \$0) and Interagency Contracts (estimated to be \$0), and revenues accruing during the 2024-25 biennium estimated to be \$2,107,300 in Interagency Contracts and \$90,230 in Appropriated Receipts in fiscal year 2024 and \$2,152,300 in Interagency Contracts and \$90,230 in Appropriated Receipts in fiscal year 2025 from cost recovery of imaging state and local government records, and for the storage of state and local records, as authorized by Government Code §441.168 and §441.182.

Any unexpended balances remaining as of August 31, 2024, out of the appropriations made herein are appropriated to the Library and Archives Commission for the fiscal year beginning September 1, 2024, for the same purpose.

4. Report of Reports. By January 1, 2025, the Texas State Library and Archives Commission, with the assistance of all agencies, shall prepare a complete and detailed written report indexing all statutorily required reports prepared by and submitted to a state agency as defined by Government Code, §441.180(9) and providing detail about the preparing agency, title of report, legal authority, due date, recipient, and a brief description. The report shall provide indexes by (1) preparing agency, (2) title of report, and (3) report recipient, and the detail section shall be arranged by preparing agency. This report shall include an assessment from each receiving agency for each statutorily required report affirming or denying its continued usefulness to that agency. This report shall be provided to the Governor and the Legislative Budget Board and be made available to the public.

5. Appropriation of Receipts and Unexpended Balances of TexShare Membership Fees and Reimbursements. Included in the amounts appropriated above in Strategy A.1.1, Library Support Services, are unexpended and unobligated balances as of August 31, 2023, in Appropriated Receipts (estimated to be \$0) and in Interagency Contracts (estimated to \$0) for the biennium beginning September 1, 2023, and revenues accruing during the 2024-25 biennium estimated to be \$2,830,925 in Appropriated Receipts and \$1,060,875 in Interagency Contracts in fiscal year 2024, and \$2,876,615 in Appropriated Receipts and \$1,060,875 in Interagency Contracts for fiscal year 2025 for amounts collected from TexShare and TexQuest members as authorized by Government Code §441.224 for costs associated with the TexShare Library Resource Sharing consortium.

Any unexpended balances remaining as of August 31, 2024, out of the appropriations made herein are appropriated to the Library and Archives Commission for the fiscal year beginning September 1, 2024, for the same purpose.

6. Unexpended Balances of Sam Houston Regional Library and Research Center - Repairs and Improvements. Included in the amounts appropriated above in Strategy B.1.1, Provide Access to Information and Archives, are unexpended and unobligated balances as of August 31, 2023, in appropriations made to the Texas State Library and Archives Commission (estimated to be \$0 in General Revenue), and \$500,000 in General Revenue in fiscal year 2024 and \$500,000 in General Revenue in fiscal year 2025, for Repairs and Improvements at the Sam Houston Regional Library and Research Center.

LIBRARY & ARCHIVES COMMISSION

(Continued)

Any unexpended balances remaining as of August 31, 2024, out of the appropriations made herein are appropriated to the Library and Archives Commission for the fiscal year beginning September 1, 2024, for the same purpose.

The Texas Library and Archives Commission shall report semi-annually to the Legislative Budget Board on April 1 and October 1 of each fiscal year on the status of projects for the Sam Houston Regional Library and Research Center. The report shall include a listing of completed and remaining projects to the site, expended project costs, remaining estimated project costs and any additional information requested by the Legislative Budget Board.

7. Texas Digital Archive. Included in the amounts appropriated above in Strategy B.1.1, Provide Access to Info & Archives, are unexpended balances as of August 31, 2023, (estimated to be \$0 in General Revenue) for the maintenance of a digital archival storage system to electronically store records of state agencies. Any unexpended balances as of August 31, 2024, are appropriated for the fiscal year beginning September 1, 2024, for the same purpose.

8. Promotional Materials. From funds appropriated above in Strategy B.1.1, Provide Access to Info & Archives, the Texas State Library and Archives Commission may use appropriated funds to purchase archival replica materials for resale purposes during the biennium beginning September 1, 2023. All receipts received from the sale of these materials are appropriated to the Commission for preservation, digitization, archives information services, and education operations.

Any unexpended balances as of August 31, 2024, from the sale of these materials are appropriated for the fiscal year beginning September 1, 2024.

PENSION REVIEW BOARD

	For the Years Ending	
	August 31, 2024	August 31, 2025
Method of Financing:		
General Revenue Fund	\$ 1,281,259	\$ 1,281,259
Total, Method of Financing	\$ 1,281,259	\$ 1,281,259
This bill pattern represents an estimated 100% of this agency's estimated total available funds for the biennium.		
Number of Full-Time-Equivalents (FTE):	13.0	13.0
Schedule of Exempt Positions:		
Executive Director, Group 3	\$149,240	\$149,240
Items of Appropriation:		
A. Goal: SOUND RETIREMENT SYSTEMS		
Provide Info to Help Ensure Actuarially Sound Retirement Systems.		
A.1.1. Strategy: RETIREMENT SYSTEM REVIEWS	\$ 571,813	\$ 555,397
Conduct Reviews of Texas Public Retirement Systems.		
A.2.1. Strategy: TECHNICAL ASSISTANCE AND EDUCATION	667,069	639,396
Provide Technical Assistance; Issue Impact Statements; Educate.		
Total, Goal A: SOUND RETIREMENT SYSTEMS	\$ 1,238,882	\$ 1,194,793
B. Goal: SALARY ADJUSTMENTS		
B.1.1. Strategy: SALARY ADJUSTMENTS	\$ 42,377	\$ 86,466
Grand Total, PENSION REVIEW BOARD	\$ 1,281,259	\$ 1,281,259
Object-of-Expense Informational Listing:		
Salaries and Wages	\$ 1,178,469	\$ 1,178,469
Other Personnel Costs	19,600	19,600

PENSION REVIEW BOARD
(Continued)

Professional Fees and Services	12,500	12,500
Consumable Supplies	3,500	3,500
Travel	26,000	26,000
Rent - Building	1,000	1,000
Rent - Machine and Other	15,000	15,000
Other Operating Expense	25,190	25,190

Total, Object-of-Expense Informational Listing	\$ 1,281,259	\$ 1,281,259
---	---------------------	---------------------

Estimated Allocations for Employee Benefits and Debt Service Appropriations Made Elsewhere in this Act:

Employee Benefits

Retirement	\$ 94,126	\$ 94,694
Group Insurance	162,001	166,787
Social Security	88,039	88,590

Total, Estimated Allocations for Employee Benefits and Debt Service Appropriations Made Elsewhere in this Act	\$ 344,166	\$ 350,071
--	-------------------	-------------------

1. Performance Measure Targets. The following is a listing of the key performance target levels for the Pension Review Board. It is the intent of the Legislature that appropriations made by this Act be utilized in the most efficient and effective manner possible to achieve the intended mission of the Pension Review Board. In order to achieve the objectives and service standards established by this Act, the Pension Review Board shall make every effort to attain the following designated key performance target levels associated with each item of appropriation.

	2024	2025
A. Goal: SOUND RETIREMENT SYSTEMS		
Outcome (Results/Impact):		
Percent of Actuarially Funded Defined Benefit Texas Public Retirement Systems That Are Actuarially Sound	98%	98%
Percent of All Constituents Satisfied with PRB Educational Services	95%	95%
A.1.1. Strategy: RETIREMENT SYSTEM REVIEWS		
Output (Volume):		
Number of Reviews Completed	300	300
A.2.1. Strategy: TECHNICAL ASSISTANCE AND EDUCATION		
Output (Volume):		
Number of Technical Assistance Reports Provided by Staff	200	200
The Number of Applications for Sponsor Accreditation and Individual Course Approval Reviewed	20	20

PRESERVATION BOARD

	For the Years Ending	
	August 31, 2024	August 31, 2025
Method of Financing:		
General Revenue Fund	\$ 27,536,284	\$ 11,697,648
<u>Other Funds</u>		
Appropriated Receipts	\$ 15,000	\$ 15,000
Interagency Contracts	4,000	4,000
Subtotal, Other Funds	\$ 19,000	\$ 19,000
Total, Method of Financing	\$ 27,555,284	\$ 11,716,648

This bill pattern represents an estimated 44.9% of this agency's estimated total available funds for the biennium.

Number of Full-Time-Equivalents (FTE):	180.5	183.5
---	-------	-------

Schedule of Exempt Positions:

Executive Director, Group 6	\$195,793	\$205,772
-----------------------------	-----------	-----------

PRESERVATION BOARD
(Continued)

Items of Appropriation:

A. Goal: MANAGE CAPITOL AND OTHER BUILDINGS

Manage Capitol and Other Buildings/Grounds and Promote Texas History.

A.1.1. Strategy: PRESERVE BUILDINGS AND CONTENTS	\$ 361,625	\$ 361,625
Preserve State Capitol and Other Designated Buildings and Grounds.		
A.1.2. Strategy: BUILDING MAINTENANCE	21,333,701	4,973,874
Maintain State Capitol and Other Designated Buildings and Grounds.		
A.1.3. Strategy: STATE CEMETERY	536,178	516,178
Operate and Maintain the Texas State Cemetery and Grounds.		
A.1.4. Strategy: SENATE FACILITIES	UB	UB
Senate Facilities Maintenance and Improvements.		
A.1.5. Strategy: HOUSE FACILITIES	UB	UB
House Facilities Maintenance and Improvements.		
A.2.1. Strategy: MANAGE EDUCATIONAL PROGRAM	809,136	809,136
Manage Educational Program for State Capitol and Visitors Center.		
A.2.2. Strategy: MANAGE STATE HISTORY MUSEUM	1,795,136	1,795,137
Manage and Operate the Bob Bullock Texas State History Museum.		
A.3.1. Strategy: MANAGE ENTERPRISES	<u>71,773</u>	<u>71,773</u>
Manage Events, Exhibits, Activities & Operate Profitable Enterprises.		

Total, Goal A: MANAGE CAPITOL AND OTHER BUILDINGS	\$ 24,907,549	\$ 8,527,723
--	---------------	--------------

B. Goal: INDIRECT ADMINISTRATION

B.1.1. Strategy: INDIRECT ADMINISTRATION	\$ 2,113,170	\$ 2,118,294
---	--------------	--------------

C. Goal: SALARY ADJUSTMENTS

C.1.1. Strategy: SALARY ADJUSTMENTS	<u>\$ 534,565</u>	<u>\$ 1,070,631</u>
--	-------------------	---------------------

Grand Total, PRESERVATION BOARD	<u>\$ 27,555,284</u>	<u>\$ 11,716,648</u>
--	----------------------	----------------------

Object-of-Expense Informational Listing:

Salaries and Wages	\$ 7,521,997	\$ 8,194,913
Other Personnel Costs	158,720	159,200
Professional Fees and Services	297,040	296,540
Fuels and Lubricants	13,350	13,350
Consumable Supplies	144,768	164,768
Utilities	48,175	56,625
Travel	12,620	10,019
Rent - Building	1,040	1,040
Rent - Machine and Other	7,845	7,745
Other Operating Expense	9,749,729	2,812,448
Capital Expenditures	<u>9,600,000</u>	<u>0</u>

Total, Object-of-Expense Informational Listing	<u>\$ 27,555,284</u>	<u>\$ 11,716,648</u>
---	----------------------	----------------------

Estimated Allocations for Employee Benefits and Debt Service Appropriations Made Elsewhere in this Act:

Employee Benefits

Retirement	\$ 809,346	\$ 875,895
Group Insurance	1,547,575	1,598,124
Social Security	735,633	789,871
Benefits Replacement	<u>4,506</u>	<u>3,600</u>

Subtotal, Employee Benefits	\$ 3,097,060	\$ 3,267,490
-----------------------------	--------------	--------------

Debt Service

TPFA GO Bond Debt Service	<u>\$ 1,899</u>	<u>\$ 1,411</u>
---------------------------	-----------------	-----------------

Total, Estimated Allocations for Employee Benefits and Debt Service Appropriations Made Elsewhere in this Act	<u>\$ 3,098,959</u>	<u>\$ 3,268,901</u>
--	---------------------	---------------------

PRESERVATION BOARD
(Continued)

1. Performance Measure Targets. The following is a listing of the key performance target levels for the Preservation Board. It is the intent of the Legislature that appropriations made by this Act be utilized in the most efficient and effective manner possible to achieve the intended mission of the Preservation Board. In order to achieve the objectives and service standards established by this Act, the Preservation Board shall make every effort to attain the following designated key performance target levels associated with each item of appropriation.

	2024	2025
A. Goal: MANAGE CAPITOL AND OTHER BUILDINGS		
Outcome (Results/Impact):		
Percent of Maintenance Work Orders Completed Correctly	98%	98%
Percent of Historical Items Maintained in Usable Condition	96%	97%
A.1.2. Strategy: BUILDING MAINTENANCE		
Output (Volume):		
Number of Preventive Maintenance Work Orders Completed	4,600	4,600
Efficiencies:		
Cost Per Building Square Foot of Custodial Care	2.14	2.15
A.1.3. Strategy: STATE CEMETERY		
Output (Volume):		
Number of School-age Tours Conducted at the Texas State Cemetery	235	250
A.2.1. Strategy: MANAGE EDUCATIONAL PROGRAM		
Output (Volume):		
Number of School-age Tours Conducted at the Visitors Center	1,500	2,250
Number of School-Age Tours Conducted at the Capitol	1,900	2,550
A.2.2. Strategy: MANAGE STATE HISTORY MUSEUM		
Explanatory:		
Number of Visitors to the Museum	436,419	545,524
A.3.1. Strategy: MANAGE ENTERPRISES		
Explanatory:		
Net Income from the Capitol Gift Shops	300,000	450,000
Income Received from Parking Operations	935,555	1,638,760

2. Capital Budget.^{1,2} None of the funds appropriated above may be expended for capital budget items except as listed below. The amounts shown below shall be expended only for the purposes shown and are not available for expenditure for other purposes.

	2024	2025
a. Repair or Rehabilitation of Buildings and Facilities		
(1) Deferred Maintenance (85th Legislature)	\$ UB	\$ UB
(2) Texas State Cemetery Master Plan Phase I (86th Legislature)	UB	UB
(3) Governor's Mansion Security Upgrades (86th Legislature)	UB	UB
(4) Senate Facilities Maintenance and Improvements	UB	UB
(5) House Facilities Maintenance and Improvements	UB	UB
(6) Deferred Maintenance- Legislative Office Buildings	9,600,000	UB
(7) Texas State History Museum Roof Replacement Project	UB	UB
(8) Texas State History Museum Boiler System Replacement.	UB	UB
 Total, Repair or Rehabilitation of Buildings and Facilities	 \$ 9,600,000	 \$ UB
 Total, Capital Budget	 \$ 9,600,000	 \$ UB
 Method of Financing (Capital Budget):		
General Revenue Fund	\$ 9,600,000	\$ UB
 Total, Method of Financing	 \$ 9,600,000	 \$ UB

PRESERVATION BOARD

(Continued)

3. Unexpended Balances: Between Fiscal Years. Any unexpended balances as of August 31, 2024, from the appropriations made above are appropriated to the State Preservation Board for the same purpose for the fiscal year beginning September 1, 2024.

4. Unexpended Balances: Deferred Maintenance Projects. In addition to amounts appropriated above in Strategy A.1.2, Building Maintenance, any unexpended and unobligated balances remaining as of August 31, 2023, (estimated to be \$0) in General Revenue are appropriated for the biennium beginning September 1, 2023, for deferred maintenance projects at the Capitol. Any unexpended and unobligated balances of these funds remaining as of August 31, 2024, are appropriated to the State Preservation Board for the fiscal year beginning September 1, 2024, for the same purpose.

5. Unexpended Balances: Texas State Cemetery Master Plan Phase 1. In addition to amounts appropriated above in Strategy A.1.3, State Cemetery, any unexpended and unobligated balances remaining as of August 31, 2023, (estimated to be \$0) in General Revenue are appropriated for the biennium beginning September 1, 2023, for Phase 1 of repairs, renovations, and improvements to the Texas State Cemetery identified in the Cemetery's Master Plan.

Any unexpended and unobligated balances of these funds remaining as of August 31, 2024, are appropriated to the State Preservation Board for the fiscal year beginning September 1, 2024, for the same purpose.

6. Unexpended Balances: Governor's Mansion Security Upgrades. In addition to amounts appropriated above in Strategy A.1.2, Building Maintenance, any unexpended and unobligated balances remaining as of August 31, 2023, (estimated to be \$0) in General Revenue are appropriated for the biennium beginning September 1, 2023, for security upgrades at the Governor's mansion.

Any unexpended and unobligated balances of these funds remaining as of August 31, 2024, are appropriated to the State Preservation Board for the fiscal year beginning September 1, 2024, for the same purpose.

7. Texas Mall Outdoor Common Areas. Included in the amounts appropriated above in General Revenue is \$1,131,077 in fiscal year 2024 and \$818,823 in fiscal year 2025 in Strategy A.1.2, Building Maintenance, for grounds management, landscaping, and maintenance of the exterior grounds of the Texas Mall. Any unobligated and unexpended balances remaining as of August 31, 2024, identified in this rider are appropriated for the same purpose for the fiscal year beginning September 1, 2024.

8. Contingency for the Transfer of Responsibility of Legislative Office Buildings.¹ Contingent on the enactment of legislation relating to the transfer of the responsibility for general building and grounds maintenance, or facilities management services for the Sam Houston Building, the Robert E. Johnson Building, and the John H. Reagan Building from the Texas Facilities Commission to the State Preservation Board, by the Eighty-eighth Legislature, Regular Session, included in amounts appropriated above to the State Preservation Board in Strategy A.1.2, Building Maintenance, is \$16,100,000 from the General Revenue Fund in fiscal year 2024 for the purpose of maintaining the building and grounds for the Sam Houston Building, Robert E. Johnson Building, and the John H. Reagan Building. Of this amount, \$9,600,000 is designated for deferred maintenance projects of the buildings and the board's capital budget authority is increased accordingly. Also included in the "Number of Full-Time-Equivalents (FTE)" in the agency's bill pattern is 35.0 FTEs in each fiscal year for this purpose.

Any unobligated and unexpended balances out of the appropriations identified in this rider remaining as of August 31, 2024, are appropriated for the same purpose for the fiscal year beginning on September 1, 2024.

9. Senate Facilities. The State Preservation Board may only expend amounts appropriated in Strategy A.1.4, Senate Facilities, for projects with the prior approval of the Lieutenant Governor.

10. House Facilities. The State Preservation Board may only expend amounts appropriated in Strategy A.1.5, House Facilities, for projects with the prior approval of the Speaker of the House.

PRESERVATION BOARD
(Continued)

¹ SB 640, relating to the state agencies responsible for providing facilities management services for certain state buildings allocated for legislative use, was enacted by the 88th Legislature, Regular Session. The Capital Budget is adjusted accordingly.

² Modified to reflect authority for unexpended balances of capital projects appropriated in FY 2023 in SB 30, 88th Legislature, Regular Session, relating to making supplemental appropriations and reductions in appropriations and giving direction and adjustment authority regarding appropriations.

STATE OFFICE OF RISK MANAGEMENT

	For the Years Ending	
	August 31, 2024	August 31, 2025
Method of Financing:		
<u>Other Funds</u>		
Interagency Contracts	\$ 50,816,334	\$ 51,206,722
Subrogation Receipts Account No. 8052	567,750	567,750
Subtotal, Other Funds	\$ 51,384,084	\$ 51,774,472
Total, Method of Financing	\$ 51,384,084	\$ 51,774,472
This bill pattern represents an estimated 100% of this agency's estimated total available funds for the biennium.		
Number of Full-Time-Equivalents (FTE):	131.6	131.6
Schedule of Exempt Positions:		
Executive Director, Group 4	\$155,068	\$159,574
Items of Appropriation:		
A. Goal: MANAGE RISK AND ADMINISTER CLAIMS		
Manage Claim Costs and Protect State Assets.		
A.1.1. Strategy: ENTERPRISE RISK MGMT/CLAIMS ADMIN		
Assist/Review Risk Mgmt Programs & Provide Workers' Comp Admin.	\$ 11,324,150	\$ 11,324,148
B. Goal: WORKERS' COMPENSATION PAYMENTS		
Workers' Compensation Payments: Estimated and Nontransferable.		
B.1.1. Strategy: WORKERS' COMPENSATION PAYMENTS		
Workers' Compensation Payments: Estimated and Nontransferable.	\$ 39,681,086	\$ 39,681,086
C. Goal: SALARY ADJUSTMENTS		
C.1.1. Strategy: SALARY ADJUSTMENTS		
	\$ 378,848	\$ 769,238
Grand Total, STATE OFFICE OF RISK MANAGEMENT	\$ 51,384,084	\$ 51,774,472
Object-of-Expense Informational Listing:		
Salaries and Wages	\$ 7,936,239	\$ 8,326,629
Other Personnel Costs	250,000	250,000
Professional Fees and Services	1,450,000	1,450,000
Consumable Supplies	35,547	35,547
Utilities	5,637	5,637
Travel	135,000	135,000
Rent - Building	720	720
Rent - Machine and Other	24,000	24,000
Other Operating Expense	41,546,941	41,546,939
Total, Object-of-Expense Informational Listing	\$ 51,384,084	\$ 51,774,472
Estimated Allocations for Employee Benefits and Debt Service Appropriations Made Elsewhere in this Act:		
<u>Employee Benefits</u>		
Retirement	\$ 641,715	\$ 682,922
Group Insurance	1,142,922	1,171,078
Social Security	557,967	591,466

STATE OFFICE OF RISK MANAGEMENT
(Continued)

Benefits Replacement	1,837	1,468
Total, Estimated Allocations for Employee Benefits and Debt Service Appropriations Made Elsewhere in this Act	\$ 2,344,441	\$ 2,446,934

1. Performance Measure Targets. The following is a listing of the key performance target levels for the State Office of Risk Management. It is the intent of the Legislature that appropriations made by this Act be utilized in the most efficient and effective manner possible to achieve the intended mission of the State Office of Risk Management. In order to achieve the objectives and service standards established by this Act, the State Office of Risk Management shall make every effort to attain the following designated key performance target levels associated with each item of appropriation.

	2024	2025
A. Goal: MANAGE RISK AND ADMINISTER CLAIMS		
Outcome (Results/Impact):		
Incident Rate of Injuries and Illnesses Per 100 Covered		
Full-time State Employees	3.55%	3.55%
Cost of Workers' Compensation Per Covered State Employee	240	240
Cost of Workers' Compensation Coverage Per \$100 State Payroll	0.6	0.6
A.1.1. Strategy: ENTERPRISE RISK MGMT/CLAIMS ADMIN		
Output (Volume):		
Number of Written Risk Management Program Reviews Conducted	25	25
Number of Entity Consultations Conducted	229	229
Number of Medical Bills Processed	90,000	90,000
Number of Indemnity Bills Paid	27,000	27,000
Efficiencies:		
Average Cost to Administer Claim	725	725
Explanatory:		
Percentage of Total Assessments Collected Used for Claim Payments	98%	98%

2. Capital Budget. None of the funds appropriated above may be expended for capital budget items except as listed below. The amounts shown below shall be expended only the purposes shown and are not available for expenditure for other purposes.

	2024	2025
a. Data Center/Shared Technology Services		
(1) Upgrade Cloud Based Servers	\$ 350,607	\$ 350,607
Total, Capital Budget	\$ 350,607	\$ 350,607
Method of Financing (Capital Budget):		
Interagency Contracts	\$ 350,607	\$ 350,607
Total, Method of Financing	\$ 350,607	\$ 350,607

3. Unexpended Balances Between Biennia. Included in amounts appropriated above are unexpended and unobligated balances remaining as of August 31, 2023, (estimated to be \$0 in Interagency Contracts) in Strategy A.1.1, Enterprise Risk Management/Claims Administration for the fiscal year beginning September 1, 2023, to be applied toward assessments charged to state agencies for the risk management and claims administration program for fiscal year 2024.

4. Administrative Support for the State Office of Risk Management. Out of funds appropriated above in Strategy A.1.1, Enterprise Risk Management/Claims Administration, the State Office of Risk Management shall enter into an interagency contract with the Attorney General for administrative support services which shall consist of the same levels of service and approximate costs as were provided to the State Office of Risk Management during the 2022-23 biennium.

5. Unexpended Balances within the Biennium. Any unexpended and unobligated balances remaining as of August 31, 2024, out of appropriations made above in Strategy A.1.1, Enterprise Risk Management/Claims Administration, are appropriated to the State Office of Risk Management for the fiscal year beginning September 1, 2024, to be applied toward assessments charged to state agencies for the administration of the risk management and claims administration program for fiscal year 2025.

STATE OFFICE OF RISK MANAGEMENT
(Continued)

- 6. Appropriation - Subrogation of Receipts.** All sums of money recovered by the State Office of Risk Management from third parties by way of subrogation are appropriated to the State Office of Risk Management during the biennium of receipt to be used for the payment of workers' compensation benefits to state employees.
- 7. Cost Containment.** The State Office of Risk Management shall submit a report detailing the effectiveness of various cost containment measures undertaken and proposing additional measures to reduce workers' compensation costs. This report shall be submitted to the legislative and executive budget offices, in the form those offices require, within 45 days after the close of each fiscal year.
- 8. Reporting of Workers' Compensation Claims.** For the purpose of reporting expenditures to the Uniform Statewide Accounting System (USAS), the State Office of Risk Management (SORM) shall account for payments of workers' compensation claims based on the date on which the bill for services is presented for payment to SORM.

In addition, not later than November 1 of each year, SORM shall submit a report to the Comptroller of Public Accounts, the Governor, and the Legislative Budget Board which accounts for workers' compensation expenditures for the preceding fiscal year based on the date on which the injury occurred and the medical or related service was performed.

SECRETARY OF STATE

	For the Years Ending	
	August 31, 2024	August 31, 2025
Method of Financing:		
General Revenue Fund ¹	\$ 86,030,605	\$ 33,562,763
GR Dedicated - Election Improvement Fund No. 5095	\$ 90,000	\$ 45,000
Appropriated Receipts	<u>\$ 7,912,525</u>	<u>\$ 6,456,431</u>
Total, Method of Financing	<u>\$ 94,033,130</u>	<u>\$ 40,064,194</u>
This bill pattern represents an estimated 100% of this agency's estimated total available funds for the biennium.		
Number of Full-Time-Equivalents (FTE):¹	291.0	291.0
Schedule of Exempt Positions:		
Secretary of State, Group 5	\$197,415	\$197,415
Items of Appropriation:		
A. Goal: INFORMATION MANAGEMENT		
Provide and Process Information Efficiently; Enforce Laws/Rules.		
A.1.1. Strategy: DOCUMENT FILING	\$ 6,524,819	\$ 6,507,832
File/Reject Statutory Filings.		
A.2.1. Strategy: DOCUMENT PUBLISHING	<u>489,795</u>	<u>490,619</u>
Publish the Texas Register and the Texas Administrative Code.		
Total, Goal A: INFORMATION MANAGEMENT	\$ 7,014,614	\$ 6,998,451
B. Goal: ADMINISTER ELECTION LAWS		
Maintain Uniformity & Integrity of Elections; Oversee Election Process.		
B.1.1. Strategy: ELECTIONS ADMINISTRATION¹	\$ 18,160,920	\$ 14,198,043
Provide Statewide Elections Administration.		
B.1.2. Strategy: PRIMARY FUNDING/VR POSTAGE	22,148,875	2,372,938
Primary Election Financing; VR Postal Payment to Postal Services.		
B.1.3. Strategy: CONSTITUTIONAL AMENDMENTS	1,588,299	5,000
Publish and Interpret Constitutional Amendments.		

SECRETARY OF STATE
(Continued)

B.1.4. Strategy: ELECTIONS IMPROVEMENT Administer the Federal Help America Vote Act (HAVA).	3,220,443	3,059,263
B.1.5. Strategy: FINANCING VOTER REGISTRATION Payments to Counties for Voter Registration Activity. Estimated.	4,777,500	1,000,000
Total, Goal B: ADMINISTER ELECTION LAWS	\$ 49,896,037	\$ 20,635,244
 C. Goal: INTERNATIONAL PROTOCOL		
C.1.1. Strategy: PROTOCOL/BORDER AFFAIRS Provide Protocol Services and Representation on Border Issues.	\$ 250,414	\$ 250,414
 D. Goal: INDIRECT ADMINISTRATION		
D.1.1. Strategy: INDIRECT ADMINISTRATION	\$ 36,095,648	\$ 10,610,119
 E. Goal: SALARY ADJUSTMENTS		
E.1.1. Strategy: SALARY ADJUSTMENTS	\$ 776,417	\$ 1,569,966
Grand Total, SECRETARY OF STATE	\$ 94,033,130	\$ 40,064,194

Object-of-Expense Informational Listing:

Salaries and Wages	\$ 19,571,767	\$ 20,453,761
Other Personnel Costs	1,902,610	1,937,515
Professional Fees and Services	34,431,074	5,609,991
Fuels and Lubricants	600	600
Consumable Supplies	127,171	127,121
Utilities	64,868	64,769
Travel	357,986	357,335
Rent - Building	528,739	533,251
Rent - Machine and Other	80,821	80,710
Other Operating Expense	15,502,220	9,772,461
Grants	21,315,456	1,000,000
Capital Expenditures	149,818	126,680
Total, Object-of-Expense Informational Listing	\$ 94,033,130	\$ 40,064,194

Estimated Allocations for Employee Benefits and Debt Service Appropriations Made Elsewhere in this Act:

Employee Benefits

Retirement	\$ 1,490,028	\$ 1,628,155
Group Insurance	3,151,227	3,255,653
Social Security	1,277,661	1,389,491
Benefits Replacement	9,794	7,825

Total, Estimated Allocations for Employee Benefits and Debt Service Appropriations Made Elsewhere in this Act

\$ 5,928,710 \$ 6,281,124

1. Performance Measure Targets. The following is a listing of the key performance target levels for the Secretary of State. It is the intent of the Legislature that appropriations made by this Act be utilized in the most efficient and effective manner possible to achieve the intended mission of the Secretary of State. In order to achieve the objectives and service standards established by this Act, the Secretary of State shall make every effort to attain the following designated key performance target levels associated with each item of appropriation.

	2024	2025
A. Goal: INFORMATION MANAGEMENT		
Outcome (Results/Impact):		
Percent of Business, Commercial, and Public Filings and Information Requests Completed in Three Days	97%	97%
Average Cost Per Business, Commercial, and Public Filings Transaction and Public Information Request	0.65	0.65
A.1.1. Strategy: DOCUMENT FILING		
Output (Volume):		
Number of Business, Commercial, and Public Filings Transactions Processed	2,730,000	2,730,000
Number of Processed Requests for Information on Business, Commercial, and Public Filings	6,250,000	6,250,000

SECRETARY OF STATE
(Continued)

B. Goal: ADMINISTER ELECTION LAWS

Outcome (Results/Impact):

Average Cost Per Election Authority Assisted or Advised	7.5	7.5
---	-----	-----

B.1.1. Strategy: ELECTIONS ADMINISTRATION

Output (Volume):

Number of Election Officials Assisted or Advised	235,000	155,000
--	---------	---------

B.1.3. Strategy: CONSTITUTIONAL AMENDMENTS

Output (Volume):

Number of Constitutional Amendment Translations Mailed	2,632,301	0
--	-----------	---

2. Capital Budget. None of the funds appropriated above may be expended for capital budget items except as listed below. The amounts shown below shall be expended only for the purposes shown and are not available for expenditure for other purposes.

	2024	2025
a. Acquisition of Information Resource Technologies		
(1) Acquisition of Information Resource Technologies	\$ 200,000	\$ 400,000
(2) Unified Fund Distribution System	5,000,000	1,809,600
Total, Acquisition of Information Resource Technologies	\$ 5,200,000	\$ 2,209,600
b. Data Center/Shared Technology Services		
(1) Data Center Consolidation	\$ 3,196,783	\$ 3,199,015
c. Legacy Modernization		
(1) Legacy Replacement – BEST System Phase 2	\$ 24,148,847	\$ UB
Total, Capital Budget	\$ 32,545,630	\$ 5,408,615
Method of Financing (Capital Budget):		
General Revenue Fund	\$ 32,345,630	\$ 5,008,615
Appropriated Receipts	\$ 200,000	\$ 400,000
Total, Method of Financing	\$ 32,545,630	\$ 5,408,615

3. Contingency Appropriation for Constitutional Amendments. The amounts appropriated above in Strategy B.1.3, Constitutional Amendments, are intended to cover the costs of fulfilling the requirements of Election Code, Chapter 274, Subchapter B, and Article 17 §1 of the Texas Constitution for 11 proposed constitutional amendments or referendum items. In the event that the number of proposed constitutional amendments or referendum items exceeds 11, or if the actual costs exceed the amounts appropriated herein, the Secretary of State is appropriated from General Revenue the additional funds necessary to fulfill the aforementioned requirements.

4. Travel Expenditures. The Secretary of State is authorized to expend funds from the above appropriations to reimburse state inspectors for travel expenses pursuant to Election Code, §34.003.

5. Limitation, Primary Finance. Of the funds appropriated in Strategy B.1.2, Primary Funding/Voter Registration Postage, not more than \$250,000 may be distributed to the executive committees of the state parties for the operation of the primary and runoff elections. Funds distributed to the executive committees shall be distributed to the respective parties in the ratio of the total number of primary and runoff voters in the 2024 elections.

6. Use of Excess Registration Fees Authorization. Any registration fee collected by the Office of the Secretary of State to pay the expenses of a conference, seminar, or meeting in excess of the actual costs of such conference, seminar, or meeting may be used to pay the expenses of any other conference, seminar, or meeting for which no registration fees were collected or for which registration fees collected were insufficient to cover the total expenses.

7. General Revenue-Dedicated Election Improvement Fund No. 5095. Included in amounts appropriated above are all balances remaining in the General Revenue-Dedicated Election Improvement Fund No. 5095 as of August 31, 2023, for the biennium beginning September 1, 2023, to carry out provisions of the Help America Vote Act (HAVA) as codified in Election Code, §31.011.

SECRETARY OF STATE

(Continued)

- 8. Limitation of Reimbursement for Non-Joint Primary Elections.** Funds appropriated above in Strategy B.1.2, Primary Funding/Voter Registration Postage, may not be used to reimburse counties for amounts that exceed the costs to conduct a joint primary election.
- 9. Voter Identification Education.** Included in the amounts appropriated above is \$5,000,000 in General Revenue in fiscal year 2024 in Strategy B.1.1, Elections Administration, for educating the public, including students, regarding the required documents for voting and the general voting process pursuant to Section 31.012, Elections Code.

Any unexpended balances remaining as of August 31, 2024, out of the appropriations made herein are appropriated to the Secretary of State for the fiscal year beginning September 1, 2024, for the same purpose.

The Secretary of State shall submit an annual report to the Legislature no later than December 31 that provides:

- (a) the types and amounts of any media purchase(s) made using appropriated funds designated by this rider; and
- (b) an analysis of the population of voters, including age and geographic region, who received education under the provisions of this rider.

- 10. Unexpended Balances Within the Biennium for Document Filing.** Any unexpended and unobligated balances remaining as of August 31, 2024, in Strategy A.1.1, Document Filing, are appropriated to the Secretary of State for the fiscal year beginning September 1, 2024, for the same purposes.
- 11. Unexpended Balances Between and Within Biennia for Election and Voter Registration Funds.** In addition to amounts appropriated above in Strategy B.1.2, Primary Funding/Voter Registration Postage, any unexpended and unobligated balances as of August 31, 2023, (estimated to be \$0 in General Revenue) are appropriated for reimbursements to counties for costs related to primary elections during the 2024-25 biennium.
- 12. Voter Registration Transfer Limits.** Notwithstanding Article IX, Section 14.01, Appropriation Transfers or similar provisions of this Act, the estimated amount appropriated above in Strategy B.1.5, Financing Voter Registration, is for the sole purpose of providing funding to counties to defray the cost of voter registration as provided in accordance with Election Code, §19.002.
- 13. Notary Fees.** Included in the amounts appropriated above in Strategy A.1.1, Document Filing, is \$120,000 in Appropriated Receipts in each fiscal year of the 2024-25 biennium from revenue received pursuant to Government Code, § 406.007(a)(2) for costs associated with notary education and enforcement.
- 14. Voting Systems Examination.** Included in the amounts appropriated above in Strategy B.1.1, Elections Administration, is an amount estimated to be \$20,000 in Appropriated Receipts from revenue received pursuant to Election Code, Chapter 122 and \$80,000 from the General Revenue Fund in each fiscal year of the 2024-25 biennium for the examination of voting systems.
- 15. Interstate Voter Registration Crosscheck System.** Included in the amounts appropriated above in Strategy B.1.1, Elections Administration, is \$1,500,000 from the General Revenue Fund in fiscal year 2024 to provide for Texas' development of and/or participation in an interstate voter registration crosscheck system pursuant to Election Code, Section 18.062.

Any unexpended balances of these funds remaining as of August 31, 2024, are appropriated to the Secretary of State for the fiscal year beginning September 1, 2024, for the same purpose.

- 16. Unexpended Balances Carried Forward Between Biennia.** Included in amounts appropriated above are unexpended and unobligated balances out of Appropriated Receipts as of August 31, 2023, (not to exceed \$600,000) in Strategy A.1.1, Document Filing, appropriated to the Secretary of State for the biennium beginning September 1, 2023, to be used for operating expenses related to business and legislative filings, entity and trademark registration, notary services, public official commissions, providing copies of public information, and other document filing activities.

SECRETARY OF STATE
(Continued)

17. Credit Card Cost Recovery Fees. Included in amounts appropriated above in Strategy D.1.1, Indirect Administration, are credit card cost recovery fees collected by the Secretary of State in accordance with Government Code, Section 405.031(e) (estimated to be \$0 in fiscal year 2024 and \$0 in fiscal year 2025). These amounts shall be used to implement upgrades to electronic payment processing systems that are designed to protect the personal financial information of those requesting information. Any unexpended balances remaining on August 31, 2024, are appropriated for the same purpose for the fiscal year beginning September 1, 2024.

Also included in amounts appropriated above in Strategy D.1.1, Indirect Administration, is \$1,456,094 in fiscal year 2024. This amount represents previously collected credit card cost recovery fees [from fiscal years 2006 to 2021] collected by the Secretary of State in accordance with Government Code, Section 405.031(e). This amount shall be used to implement upgrades to electronic payment processing systems that are designed to protect the personal financial information of those requesting information. Any unexpended balances remaining on August 31, 2024, are appropriated for the same purpose for the fiscal year beginning September 1, 2024.

18. Unexpended Balances: Reimbursement for Auditable Voting Machines. In addition to amounts appropriated above in Strategy B.1.4, Elections Improvement, any unexpended and unobligated balances remaining as of August 31, 2023, (estimated to be \$0) in General Revenue are appropriated for the biennium beginning September 1, 2023, for reimbursements for auditable voting machines.

Any unexpended and unobligated balances of these funds remaining as of August 31, 2024, are appropriated to the Secretary of State for the fiscal year beginning September 1, 2024 for the same purpose.

¹ Incorporates Article IX, Section 18.70, of this Act, due to enactment of SB 1933, 88th Legislature, Regular Session, relating to the administrative oversight of county election activities, resulting in increases of \$1,344,417 in FY 2024 and \$1,271,153 in FY 2025 out of General Revenue and an increase of 12.0 FTEs in each fiscal year.

VETERANS COMMISSION

	For the Years Ending	
	August 31, 2024	August 31, 2025
Method of Financing:		
General Revenue Fund ¹	\$ 20,748,057	\$ 21,270,396
Federal Funds	\$ 12,520,138	\$ 12,697,350
<u>Other Funds</u>		
Fund for Veterans' Assistance Account No. 0368	\$ 30,930,894	\$ 30,992,927
Appropriated Receipts	68,500	68,500
License Plate Trust Fund Account No. 0802, estimated	10,000	10,000
Subtotal, Other Funds	\$ 31,009,394	\$ 31,071,427
Total, Method of Financing	\$ 64,277,589	\$ 65,039,173

This bill pattern represents an estimated 100% of this agency's estimated total available funds for the biennium.

Number of Full-Time-Equivalents (FTE):¹	461.5	461.5
---	-------	-------

Schedule of Exempt Positions:		
Executive Director, Group 5	\$160,611	\$170,098

VETERANS COMMISSION
(Continued)

Items of Appropriation:

A. Goal: ASSIST VETS W/RECEIVING BENEFITS

Ensure Veterans, Their Dependents & Survivors Receive All Due Benefits.

A.1.1. Strategy: CLAIMS BENEFITS & ASSISTANCE Claims Benefits & Assistance to Veterans and their Families.	\$ 8,133,906	\$ 8,079,006
A.1.2. Strategy: VETERANS EMPLOYMENT SERVICES	11,303,949	11,303,949
A.1.3. Strategy: VETERANS EDUCATION	1,716,689	1,716,689
A.1.4. Strategy: VETERANS OUTREACH	1,585,247	1,585,247
A.1.5. Strategy: VETERAN ENTREPRENEUR PROGRAM	371,892	368,992
A.1.6. Strategy: HEALTH CARE ADVOCACY PROGRAM	1,444,199	1,444,199
A.1.7. Strategy: WOMEN VETERANS PROGRAM	324,488	321,588

Total, Goal A: ASSIST VETS W/RECEIVING BENEFITS	\$ 24,880,370	\$ 24,819,670
--	---------------	---------------

B. Goal: FUND DIRECT SERVICES TO VETERANS

Ensure Veterans Receive General Asst, Mental Health, & Housing Svcs.

B.1.1. Strategy: GENERAL ASSISTANCE GRANTS ¹	\$ 25,534,119	\$ 25,519,619
B.1.2. Strategy: HOUSING FOR TEXAS HEROES Housing for Texas Heroes Grants.	4,300,000	4,300,000
B.1.3. Strategy: VETERANS TREATMENT COURTS	3,835,000	3,835,000

Total, Goal B: FUND DIRECT SERVICES TO VETERANS	\$ 33,669,119	\$ 33,654,619
--	---------------	---------------

C. Goal: HAZLEWOOD ADMINISTRATION

Provide Administration for Hazlewood Exemption Prg.

C.1.1. Strategy: HAZLEWOOD ADMINISTRATION	\$ 1,226,555	\$ 613,103
--	--------------	------------

D. Goal: INDIRECT ADMINISTRATION

D.1.1. Strategy: CENTRAL ADMINISTRATION	\$ 3,077,010	\$ 3,086,496
--	--------------	--------------

E. Goal: SALARY ADJUSTMENTS

E.1.1. Strategy: SALARY ADJUSTMENTS	\$ 1,424,535	\$ 2,865,285
--	--------------	--------------

Grand Total, VETERANS COMMISSION	\$ 64,277,589	\$ 65,039,173
---	---------------	---------------

Object-of-Expense Informational Listing:

Salaries and Wages	\$ 27,760,800	\$ 29,211,036
Other Personnel Costs	829,748	815,248
Professional Fees and Services	1,534,808	921,356
Consumable Supplies	56,749	56,749
Utilities	234,024	234,024
Travel	483,086	483,086
Rent - Building	27,173	27,173
Rent - Machine and Other	57,411	57,411
Other Operating Expense	1,117,290	1,056,590
Grants	32,176,500	32,176,500

Total, Object-of-Expense Informational Listing	\$ 64,277,589	\$ 65,039,173
---	---------------	---------------

Estimated Allocations for Employee Benefits and Debt Service Appropriations Made Elsewhere in this Act:

Employee Benefits

Retirement	\$ 2,304,038	\$ 2,455,170
Group Insurance	3,651,308	3,743,337
Social Security	1,924,270	2,046,501
Benefits Replacement	6,556	5,238

Total, Estimated Allocations for Employee Benefits and Debt Service Appropriations Made Elsewhere in this Act	\$ 7,886,172	\$ 8,250,246
--	--------------	--------------

1. Performance Measure Targets. The following is a listing of the key performance target levels for the Veterans Commission. It is the intent of the Legislature that appropriations made by this Act be utilized in the most efficient and effective manner possible to achieve the intended mission of the Veterans Commission. In order to achieve the objectives and service standards established by this Act, the Veterans Commission shall make every effort to attain the following designated key performance target levels associated with each item of appropriation.

VETERANS COMMISSION
(Continued)

	<u>2024</u>	<u>2025</u>
A. Goal: ASSIST VETS W/RECEIVING BENEFITS		
Outcome (Results/Impact):		
Amount of Monetary Awards (in Millions of Dollars) Paid Because of Commission Advocacy in Claims Representation of Veterans with Service-connected Disabilities	4,628.28	4,619.02
Amount of Monetary Awards (in Millions of Dollars) Paid Because of Commission Case Development and Advocacy in Claims to Raise or Maintain the Income of Totally Disabled Wartime Veterans above the Poverty Line	179.19	178.83
Amount of Monetary Awards (in Millions of Dollars) Paid Because of Commission Advocacy in Claims Representation for Survivors or Orphans of Veterans	299.86	299.26
Percentage of Education Program Approvals Completed within 30 Days	90%	90%
Percentage of Education Program Approvals Completed and Accepted by the Department of Veterans Affairs (VA)	90%	90%
Percentage of Institutions Visits Completed by the GI Bill Compliance Teams	90%	90%
Percentage of Customer Survey Responses That Express Satisfaction with Services Provided by the Texas Veterans Customers	80%	80%
Percentage of Veteran Entrepreneurs Who Certify As a Texas Veteran-Owned Business	11%	11.5%
Percentage of Health Care Advocacy (HCA) Cases That Resulted in a Positive Outcome	95%	95%
A.1.1. Strategy: CLAIMS BENEFITS & ASSISTANCE		
Output (Volume):		
Number of Claims for Veterans Benefits Filed and Fully Developed on Behalf of Veterans with Service-connected Disabilities	126,887	126,887
Number of Non-Service Connected Claims Filed to the Department of Veterans Affairs	6,100	6,100
Number of Active Veterans Benefits Cases for Veterans, Their Survivors, or Their Orphans Represented by the Texas Veterans Commission	286,976	286,976
Number of Claim Decisions Reviewed by State Strike Force Team	30,240	30,240
Efficiencies:		
Payments to Veterans Represented by TVC, Per Dollar Spent	577.99	579.43
Total Dollar Amount Paid by the Federal Veterans' Administration to Texas Veterans, Their Dependents, and Their Survivors Represented by the Texas Veterans Commission Strike Force Team Per State Dollar Spent Each Fiscal Year	133.58	133.91
A.1.2. Strategy: VETERANS EMPLOYMENT SERVICES		
Output (Volume):		
Percent of Veterans That Receive Individualized Career Services	90%	90%
A.1.3. Strategy: VETERANS EDUCATION		
Output (Volume):		
Number of Approval Actions Completed by Veterans Education for Education/Training Establishments for Which Eligible Veterans and Family Members May Use Federal GI Bill Educational Benefits	16,000	16,000
A.1.4. Strategy: VETERANS OUTREACH		
Output (Volume):		
Number of Veteran Engagements	875,000	875,000
A.1.5. Strategy: VETERAN ENTREPRENEUR PROGRAM		
Output (Volume):		
Number of Entrepreneur Services Provided to Veterans and Their Families through the Entrepreneur Program	6,203	6,823
A.1.6. Strategy: HEALTH CARE ADVOCACY PROGRAM		
Output (Volume):		
Number of Veteran Encounters and Services Provided from the Health Care Advocacy Program	10,000	10,000
A.1.7. Strategy: WOMEN VETERANS PROGRAM		
Output (Volume):		
Number of Veteran Engagements Through TVC Hosted Events, Community Events, Social Media, and Email Requests	30,000	30,000
B. Goal: FUND DIRECT SERVICES TO VETERANS		
Outcome (Results/Impact):		
Percentage of FVA Mental Health Grant Beneficiaries Who Reported an Improvement with Managing Their Life Stress and Emotional Triggers as a Result of Grant Funded Services	45	45

VETERANS COMMISSION
(Continued)

B.1.1. Strategy: GENERAL ASSISTANCE GRANTS

Output (Volume):

Number of Veterans, Their Dependents, and Survivors of Veterans Served by Fund for Veterans' Assistance Grants	20,000	20,000
--	--------	--------

B.1.2. Strategy: HOUSING FOR TEXAS HEROES

Output (Volume):

Number of Veterans, Their Dependents, and Survivors Served by the Housing for Texas Heroes (H4TXH) Program	500	500
--	-----	-----

Number of Completed Home Modifications Provided to Veterans, Their Dependents, or Survivors through the Housing for Texas Heroes Program	250	250
--	-----	-----

B.1.3. Strategy: VETERANS TREATMENT COURTS

Output (Volume):

Number of Veterans that are Provided Services through Veterans Treatment Court Grants in the Fund for Veterans Assistance	1,100	1,100
---	-------	-------

2. Capital Budget. None of the funds appropriated above may be expended for capital budget items except as listed below. The amounts shown below shall be expended only for the purposes shown and are not available for expenditure for other purposes.

	2024	2025
a. Data Center/Shared Technology Services		
(1) Data Center Services	\$ 259,161	\$ 254,197
b. Legacy Modernization		
(1) Upgrade Electronic Grant Management System (EGMS)	\$ 175,000	\$ 175,000
(2) Hazlewood Database Improvements	850,955	237,503
Total, Legacy Modernization	\$ 1,025,955	\$ 412,503
Total, Capital Budget	\$ 1,285,116	\$ 666,700
Method of Financing (Capital Budget):		
General Revenue Fund	\$ 1,110,116	\$ 491,700
Fund for Veterans' Assistance Account No. 0368	\$ 175,000	\$ 175,000
Total, Method of Financing	\$ 1,285,116	\$ 666,700

3. Program for the Visitation of Wounded and Disabled Veterans. Included in the amounts appropriated above in Strategy A.1.1, Claims Benefits and Assistance, is the amount of \$55,135 in General Revenue each fiscal year, to provide a program for the visitation of wounded and disabled veterans who have returned from Operation Iraqi Freedom, Operation New Dawn and Operation Enduring Freedom and other war zone areas that Texas veterans have served.

4. Cash Flow Contingency. Contingent upon the receipt of Federal Funds appropriated in Strategy A.1.1, Claims Benefits and Assistance, Strategy A.1.2, Veterans Employment Services, and Strategy A.1.3, Veterans Education, the Commission may temporarily utilize General Revenue funds, pending the receipt of federal reimbursement, in an amount not to exceed 75 percent of the amount as specified in the Notification Letter of Federal Award or contract to be received in each fiscal year of the biennium. The General Revenue amounts utilized above the Commission's General Revenue method of finance must be repaid upon receipt of federal reimbursement and shall be utilized only for the purpose of temporary cash flow needs. The transfer and reimbursement of funds shall be made under procedures established by the Comptroller of Public Accounts to ensure all borrowed funds are reimbursed to the Treasury on or before August 31, 2025. All transfers of General Revenue shall be reported by the Commission to the Legislative Budget Board and the Governor.

5. Fund for Veterans' Assistance. Included in amounts appropriated above in Strategies A.1.1, Claims Benefits and Assistance, B.1.1, General Assistance Grants, B.1.2, Housing for Texas Heroes, B.1.3, Veterans Treatment Courts, D.1.1, Central Administration, and E.1.1, Salary Adjustments are all estimated balances (estimated to be \$0) and revenues collected on or after September 1, 2023, in the Fund for Veterans' Assistance Account No. 0368 (estimated to be \$30,930,894 in fiscal year 2024 and \$30,992,927 in fiscal year 2025 in Other Funds) for veterans' assistance programs and to make grants to local communities to address veterans' needs in accordance with Government Code §434.017.

VETERANS COMMISSION
(Continued)

Any unexpended balances remaining as of August 31, 2024 are appropriated for the same purpose for the fiscal year beginning September 1, 2024.

- 6. Interagency Contract with the General Land Office and Veterans Land Board.** Included in the amounts appropriated above out of General Revenue in Strategy A.1.4, Veterans Outreach, is \$72,053 in fiscal year 2024 and \$74,214 in fiscal year 2025 for a contract between the General Land Office and Veterans Land Board and the Texas Veterans Commission (TVC) to fund operations of the TVC Call Center. Pursuant to Natural Resources Code, §161.077, the General Land Office and Veterans Land Board and the Texas Veterans Commission shall continue a memorandum of understanding regarding the funding and operations of the Veterans Commission Call Center.
- 7. PARIS Data Review.** Included in amounts appropriated above in Strategy A.1.1, Claims Benefits and Assistance, is \$54,574 out of the Fund for Veterans' Assistance Account No. 368 and 1.0 Full Time Equivalents (FTE) per fiscal year to investigate and analyze information/data received from the federal Public Assistance Reporting Information System (PARIS). The PARIS information will be used to assist and facilitate claims for veterans receiving Medicaid or other state public benefits to apply for federal benefits/compensation for which veterans are entitled from the Department of Veterans Affairs.

Ten percent of the savings out of General Revenue during fiscal year 2024 that were the result of pursuing information from the PARIS as calculated by the Health and Human Services Commission (HHSC) according to procedures or rules for making the calculations adopted by HHSC shall be credited by the Comptroller to the Texas Veterans Commission, Veterans' Assistance Account No. 368 from which expenditures were originally made and such funds are appropriated to the Texas Veterans Commission in fiscal year 2025.

- 8. Veterans Housing Grant Program.** Included in the amounts appropriated above in Strategy B.1.2, Housing for Texas Heroes, is \$2,389,544 in General Revenue for the 2024-25 biennium to provide grants to non-profit or local government organizations providing temporary or permanent housing to Texas Veterans and their families through the Housing4TexasHeroes program.
- 9. Support to Coordinating Councils.** Included in amounts appropriated above in Strategy A.1.4, Veterans Outreach, is \$55,905 in General Revenue each fiscal year of the 2024-25 biennium for the purpose of supporting the Texas Coordinating Council for Veterans Services and the Housing and Health Services Coordination Council.
- 10. Healthcare Advocacy Program for Veterans.** From the amounts appropriated above in Strategy A.1.6, Healthcare Advocacy Program \$1,444,199 in fiscal year 2024 and \$1,444,199 in fiscal year 2025 in General Revenue and 27.0 Full-Time Equivalents (FTEs) each fiscal year for the 2024-25 biennium may be used only for the purpose of supporting the Healthcare Advocacy Program.
- 11. Contingency for Behavioral Health Funds.** Notwithstanding appropriation authority granted above, the Comptroller of Public Accounts shall not allow the expenditure of General Revenue-Related behavioral health funds for the Texas Veterans Commission in Strategy B.1.1, General Assistance Grants, in fiscal year 2024 or fiscal year 2025, as identified in Art. IX, Sec. 10.04, Statewide Behavioral Health Strategic Plan and Coordinated Expenditures, if the Legislative Budget Board provides notification to the Comptroller of Public Accounts that the agency's planned expenditure of those funds in fiscal year 2024 or fiscal year 2025 does not satisfy the requirements of Art. IX, Sec. 10.04, Statewide Behavioral Health Strategic Plan and Coordinated Expenditures.
- 12. Reimbursement of Advisory Committee Members.** Out of funds appropriated above, and pursuant to Government Code §2110.004 and §434.0101, the Texas Veterans Commission may reimburse the travel expense of advisory committee members for no more than four meetings per advisory committee per year.
- 13. Veterans Health Administration (VHA) Authorized Health Care Billing.** Out of funds appropriated above in Strategy A.1.6, Health Care Advocacy Program, the Texas Veterans Commission shall seek resolutions for unpaid billing concerns presented to them by Texas veterans when treatment services are rendered or authorized for payment by the U.S. Department of Veterans Affairs (VA). The assistance shall focus on:

VETERANS COMMISSION

(Continued)

- (a) facilitating communication between the veteran (and/or their authorized representative[s]) and VHA or non-VHA provider(s) regarding bills that have been unpaid by the veteran or VHA;
- (b) providing the veteran (and/or their authorized representative[s]) with information regarding VHA policies and procedures with the goal of reducing outstanding unpaid bills and future occurrences; and
- (c) collecting data on how many VHA and non-VHA billing cases are resolved and quantify how much is saved on behalf of the veteran(s).

14. Service Dogs for Veterans. Included in Strategy B.1.1, General Assistance Grants is \$1,000,000 in each fiscal year out of General Revenue to provide grants for organizations utilizing trained service dogs for veterans with post-traumatic stress disorder, traumatic brain injury, or victims of military sexual trauma.

Any unexpended and unobligated balances of these funds remaining as of August 31, 2024 are appropriated to the Texas Veterans Commission for the fiscal year beginning September 1, 2024 for the same purpose.

15. Veteran Suicide Prevention Website. Out of amounts appropriated above to the Texas Veterans Commission in Strategy A.1.4, Veterans Outreach, and notwithstanding the provisions of Article IX, Section 14.03 Transfers - Capital Budget, the Texas Veterans Commission shall establish a dedicated website to provide information about veteran suicide prevention.

¹ Incorporates Article IX, Section 18.27, of this Act, due to enactment of HB 2951, 88th Legislature, Regular Session, relating to the establishment of a service dog pilot program for certain veterans, resulting in increases of \$79,362 in FY 2024 and \$64,862 in FY 2025 out of General Revenue Funds and an increase of 1.0 FTE in both fiscal years.

RETIREMENT AND GROUP INSURANCE

	For the Years Ending	
	August 31, 2024	August 31, 2025
	<u> </u>	<u> </u>
Method of Financing:		
General Revenue Fund	\$ 133,361,318	\$ 139,023,365
General Revenue Dedicated Accounts	\$ 3,348,980	\$ 3,485,299
Federal Funds	\$ 32,283,233	\$ 33,036,136
Other Special State Funds	\$ <u>8,379,297</u>	\$ <u>8,628,993</u>
Total, Method of Financing	<u>\$ 177,372,828</u>	<u>\$ 184,173,793</u>
Items of Appropriation:		
A. Goal: EMPLOYEES RETIREMENT SYSTEM		
A.1.1. Strategy: RETIREMENT CONTRIBUTIONS	\$ 60,465,316	\$ 64,194,006
Retirement Contributions. Estimated.		
A.1.2. Strategy: GROUP INSURANCE	<u>116,907,512</u>	<u>119,979,787</u>
Group Insurance Contributions. Estimated.		
Total, Goal A: EMPLOYEES RETIREMENT SYSTEM	<u>\$ 177,372,828</u>	<u>\$ 184,173,793</u>
Grand Total, RETIREMENT AND GROUP INSURANCE	<u>\$ 177,372,828</u>	<u>\$ 184,173,793</u>

SOCIAL SECURITY AND BENEFIT REPLACEMENT PAY

	For the Years Ending	
	August 31, 2024	August 31, 2025
Method of Financing:		
General Revenue Fund	\$ 35,510,911	\$ 37,719,176
General Revenue Dedicated Accounts	\$ 1,003,964	\$ 1,068,735
Federal Funds	\$ 10,473,605	\$ 10,991,310
Other Special State Funds	<u>\$ 2,756,661</u>	<u>\$ 2,910,634</u>
Total, Method of Financing	<u>\$ 49,745,141</u>	<u>\$ 52,689,855</u>
Items of Appropriation:		
A. Goal: SOCIAL SECURITY/BENEFIT REPLACEMENT Comptroller - Social Security.		
A.1.1. Strategy: STATE MATCH -- EMPLOYER State Match -- Employer. Estimated.	\$ 49,428,995	\$ 52,437,255
A.1.2. Strategy: BENEFIT REPLACEMENT PAY Benefit Replacement Pay. Estimated.	<u>316,146</u>	<u>252,600</u>
Total, Goal A: SOCIAL SECURITY/BENEFIT REPLACEMENT	<u>\$ 49,745,141</u>	<u>\$ 52,689,855</u>
Grand Total, SOCIAL SECURITY AND BENEFIT REPLACEMENT PAY	<u>\$ 49,745,141</u>	<u>\$ 52,689,855</u>

BOND DEBT SERVICE PAYMENTS

	For the Years Ending	
	August 31, 2024	August 31, 2025
Method of Financing:		
General Revenue Fund	\$ 240,732,123	\$ 264,053,739
GR Dedicated - Texas Military Revolving Loan Account No. 5114	<u>\$ 6,710,232</u>	<u>\$ 6,575,836</u>
Total, Method of Financing	<u>\$ 247,442,355</u>	<u>\$ 270,629,575</u>
This bill pattern represents an estimated 100% of this agency's estimated total available funds for the biennium.		
Items of Appropriation:		
A. Goal: FINANCE CAPITAL PROJECTS		
A.1.1. Strategy: BOND DEBT SERVICE To Texas Public Finance Authority for Pmt of Bond Debt Svc.	\$ 247,442,355	\$ 270,629,575 & UB
Grand Total, BOND DEBT SERVICE PAYMENTS	<u>\$ 247,442,355</u>	<u>\$ 270,629,575</u>
Object-of-Expense Informational Listing:		
Debt Service	<u>\$ 247,442,355</u>	<u>\$ 270,629,575</u>
Total, Object-of-Expense Informational Listing	<u>\$ 247,442,355</u>	<u>\$ 270,629,575</u>

LEASE PAYMENTS

	For the Years Ending	
	August 31, 2024	August 31, 2025
Method of Financing:		
General Revenue Fund	\$ 58,133,754	\$ 68,310,949
Total, Method of Financing	<u>\$ 58,133,754</u>	<u>\$ 68,310,949</u>

LEASE PAYMENTS
(Continued)

Items of Appropriation:

A. Goal: FINANCE CAPITAL PROJECTS		
A.1.1. Strategy: LEASE PAYMENTS	\$ 58,133,754	\$ 68,310,949
To TFC for Payment to TPFA.	<u> </u>	<u> </u> & UB
 Grand Total, LEASE PAYMENTS	 <u>\$ 58,133,754</u>	 <u>\$ 68,310,949</u>

**RECAPITULATION - ARTICLE I
GENERAL GOVERNMENT
(General Revenue)**

	For the Years Ending	
	August 31, 2024	August 31, 2025
	<u>2024</u>	<u>2025</u>
Commission on the Arts	\$ 14,309,718	\$ 14,319,358
Office of the Attorney General	350,093,462	322,605,136
Bond Review Board	1,383,083	1,299,239
Comptroller of Public Accounts	351,636,742	365,926,265
Fiscal Programs - Comptroller of Public Accounts	2,505,509,030	682,635,930
Commission on State Emergency Communications	10,626,943	10,677,177
Texas Emergency Services Retirement System	787,470	815,413
Employees Retirement System	471,730,000	471,730,000
Texas Ethics Commission	4,211,854	3,947,148
Facilities Commission	333,943,142	75,612,094
Public Finance Authority	1,225,966	1,290,873
Office of the Governor	14,439,969	15,121,312
Trusted Programs Within the Office of the Governor	3,292,043,735	154,105,203
Historical Commission	64,129,445	32,264,290
Department of Information Resources	44,222,405	29,984,157
Library & Archives Commission	18,314,697	18,735,906
Pension Review Board	1,281,259	1,281,259
Preservation Board	27,536,284	11,697,648
Secretary of State	86,030,605	33,562,763
Veterans Commission	<u>20,748,057</u>	<u>21,270,396</u>
 Subtotal, General Government	 \$ 7,614,203,866	 \$ 2,268,881,567
 Retirement and Group Insurance	 133,361,318	 139,023,365
Social Security and Benefit Replacement Pay	<u>35,510,911</u>	<u>37,719,176</u>
 Subtotal, Employee Benefits	 \$ 168,872,229	 \$ 176,742,541
 Bond Debt Service Payments	 240,732,123	 264,053,739
Lease Payments	<u>58,133,754</u>	<u>68,310,949</u>
 Subtotal, Debt Service	 \$ 298,865,877	 \$ 332,364,688
 TOTAL, ARTICLE I - GENERAL GOVERNMENT	 <u>\$ 8,081,941,972</u>	 <u>\$ 2,777,988,796</u>

**RECAPITULATION - ARTICLE I
GENERAL GOVERNMENT
(General Revenue-Dedicated)**

	For the Years Ending	
	August 31, 2024	August 31, 2025
Office of the Attorney General	\$ 80,329,425	\$ 78,150,160
Fiscal Programs - Comptroller of Public Accounts	64,018,440	21,605,559
Commission on State Emergency Communications	53,666,282	53,798,203
Texas Emergency Services Retirement System	1,292,763	1,292,763
Facilities Commission	114,856,214	3,505,890
Trusted Programs Within the Office of the Governor	100,114,951	58,283,835
Historical Commission	896,666	896,667
Secretary of State	90,000	45,000
Subtotal, General Government	\$ 415,264,741	\$ 217,578,077
Retirement and Group Insurance	3,348,980	3,485,299
Social Security and Benefit Replacement Pay	1,003,964	1,068,735
Subtotal, Employee Benefits	\$ 4,352,944	\$ 4,554,034
Bond Debt Service Payments	6,710,232	6,575,836
Subtotal, Debt Service	\$ 6,710,232	\$ 6,575,836
TOTAL, ARTICLE I - GENERAL GOVERNMENT	\$ 426,327,917	\$ 228,707,947

**RECAPITULATION - ARTICLE I
GENERAL GOVERNMENT
(Federal Funds)**

	For the Years Ending	
	August 31, 2024	August 31, 2025
Commission on the Arts	\$ 1,213,800	\$ 1,213,800
Office of the Attorney General	261,115,930	254,150,893
Fiscal Programs - Comptroller of Public Accounts	13,830,830	14,001,287
Trusted Programs Within the Office of the Governor	324,699,993	295,527,584
Historical Commission	1,575,532	1,328,118
Department of Information Resources	319,715	319,715
Library & Archives Commission	11,294,175	11,394,849
Veterans Commission	12,520,138	12,697,350
Subtotal, General Government	\$ 626,570,113	\$ 590,633,596
Retirement and Group Insurance	32,283,233	33,036,136
Social Security and Benefit Replacement Pay	10,473,605	10,991,310
Subtotal, Employee Benefits	\$ 42,756,838	\$ 44,027,446
TOTAL, ARTICLE I - GENERAL GOVERNMENT	\$ 669,326,951	\$ 634,661,042

**RECAPITULATION - ARTICLE I
GENERAL GOVERNMENT
(Other Funds)**

	For the Years Ending	
	August 31, 2024	August 31, 2025
	<u>2024</u>	<u>2025</u>
Commission on the Arts	\$ 252,000	\$ 252,000
Office of the Attorney General	93,458,457	84,060,295
Cancer Prevention and Research Institute of Texas	300,051,000	300,051,000
Comptroller of Public Accounts	1,922,910	1,922,910
Fiscal Programs - Comptroller of Public Accounts	7,300,000	7,300,000
Employees Retirement System	52,020,000	52,020,000
Facilities Commission	26,786,876	26,813,792
Public Finance Authority	967,152	947,220
Office of the Governor	8,000	8,000
Trusted Programs Within the Office of the Governor	42,360,055	5,044,000
Historical Commission	904,142	904,142
Department of Information Resources	652,165,159	633,040,964
Library & Archives Commission	6,164,186	6,254,876
Preservation Board	19,000	19,000
State Office of Risk Management	51,384,084	51,774,472
Secretary of State	7,912,525	6,456,431
Veterans Commission	<u>31,009,394</u>	<u>31,071,427</u>
 Subtotal, General Government	 \$ 1,274,684,940	 \$ 1,207,940,529
 Retirement and Group Insurance	 8,379,297	 8,628,993
Social Security and Benefit Replacement Pay	<u>2,756,661</u>	<u>2,910,634</u>
 Subtotal, Employee Benefits	 \$ 11,135,958	 \$ 11,539,627
 Less Interagency Contracts	 <u>\$ 668,266,353</u>	 <u>\$ 646,374,888</u>
 TOTAL, ARTICLE I - GENERAL GOVERNMENT	 <u>\$ 617,554,545</u>	 <u>\$ 573,105,268</u>

**RECAPITULATION - ARTICLE I
GENERAL GOVERNMENT
(All Funds)**

	For the Years Ending August 31, 2024	August 31, 2025
	<u>2024</u>	<u>2025</u>
Commission on the Arts	\$ 15,775,518	\$ 15,785,158
Office of the Attorney General	784,997,274	738,966,484
Bond Review Board	1,383,083	1,299,239
Cancer Prevention and Research Institute of Texas	300,051,000	300,051,000
Comptroller of Public Accounts	353,559,652	367,849,175
Fiscal Programs - Comptroller of Public Accounts	2,590,658,300	725,542,776
Commission on State Emergency Communications	64,293,225	64,475,380
Texas Emergency Services Retirement System	2,080,233	2,108,176
Employees Retirement System	523,750,000	523,750,000
Texas Ethics Commission	4,211,854	3,947,148
Facilities Commission	475,586,232	105,931,776
Public Finance Authority	2,193,118	2,238,093
Office of the Governor	14,447,969	15,129,312
Trusted Programs Within the Office of the Governor	3,759,218,734	512,960,622
Historical Commission	67,505,785	35,393,217
Department of Information Resources	696,707,279	663,344,836
Library & Archives Commission	35,773,058	36,385,631
Pension Review Board	1,281,259	1,281,259
Preservation Board	27,555,284	11,716,648
State Office of Risk Management	51,384,084	51,774,472
Secretary of State	94,033,130	40,064,194
Veterans Commission	<u>64,277,589</u>	<u>65,039,173</u>
 Subtotal, General Government	 \$ 9,930,723,660	 \$ 4,285,033,769
 Retirement and Group Insurance	 177,372,828	 184,173,793
Social Security and Benefit Replacement Pay	<u>49,745,141</u>	<u>52,689,855</u>
 Subtotal, Employee Benefits	 \$ 227,117,969	 \$ 236,863,648
 Bond Debt Service Payments	 247,442,355	 270,629,575
Lease Payments	<u>58,133,754</u>	<u>68,310,949</u>
 Subtotal, Debt Service	 \$ 305,576,109	 \$ 338,940,524
 Less Interagency Contracts	 <u>\$ 668,266,353</u>	 <u>\$ 646,374,888</u>
 TOTAL, ARTICLE I - GENERAL GOVERNMENT	 <u>\$ 9,795,151,385</u>	 <u>\$ 4,214,463,053</u>
 Number of Full-Time-Equivalents (FTE)	 10,634.0	 10,640.0

ARTICLE II

HEALTH AND HUMAN SERVICES

Sec. 1. The several sums of money herein specified, or so much thereby as may be necessary, are appropriated out of any funds in the State Treasury not otherwise appropriated, or out of special funds as indicated, for the support, maintenance, or improvement of the designated health and human services agencies.

DEPARTMENT OF FAMILY AND PROTECTIVE SERVICES

	For the Years Ending	
	August 31, 2024	August 31, 2025
Method of Financing:		
<u>General Revenue Fund</u>		
General Revenue Fund ^{1, 2, 3, 6}	\$ 1,425,086,054	\$ 1,424,999,476
GR Match for Medicaid Account No. 758 ^{2, 6}	16,053,633	17,709,003
GR Match for Title IVE (FMAP) Account No. 8008	149,540,180	150,307,426
Subtotal, General Revenue Fund	\$ 1,590,679,867	\$ 1,593,015,905
GR Dedicated - Child Abuse and Neglect Prevention Operating Account No. 5084 ⁶	\$ 4,285,000	\$ 0
<u>Federal Funds</u>		
Coronavirus Relief Fund ⁶	\$ 10,606,600	\$ 1,397,196
Federal Funds ^{2, 6}	881,179,403	881,590,060
Subtotal, Federal Funds	\$ 891,786,003	\$ 882,987,256
<u>Other Funds</u>		
Appropriated Receipts	\$ 11,368,193	\$ 11,612,213
License Plate Trust Fund Account No. 0802, estimated	8,792	8,792
DFPS Appropriated Receipts - Child Support Collections Account No. 8093	772,839	772,839
Subtotal, Other Funds	\$ 12,149,824	\$ 12,393,844
Total, Method of Financing	\$ 2,498,900,694	\$ 2,488,397,005

This bill pattern represents an estimated 99.7% of this agency's estimated total available funds for the biennium.

Number of Full-Time-Equivalents (FTE):^{2, 6, 8}	12,105.5	12,058.8
---	----------	----------

Schedule of Exempt Positions:

Commissioner, Group 8	\$259,999	\$268,192
Director of Office of CBC Transition, Group 3	137,120	149,240

Items of Appropriation:

A. Goal: STATEWIDE INTAKE SERVICES

Provide Access to DFPS Services by Managing a 24-hour Call Center.

A.1.1. Strategy: STATEWIDE INTAKE SERVICES⁴	\$ 33,149,952	\$ 34,627,246
Provide System to Receive/Assign Reports of Abuse/Neglect/Exploitation.		

B. Goal: CHILD PROTECTIVE SERVICES

Protect Children through an Integrated Service Delivery System.

B.1.1. Strategy: CPS DIRECT DELIVERY STAFF^{1, 5}	\$ 891,930,045	\$ 914,058,519
Provide Direct Delivery Staff for Child Protective Services.		
B.1.2. Strategy: CPS PROGRAM SUPPORT	115,454,760	88,194,344
Provide Program Support for Child Protective Services.		
B.1.3. Strategy: TWC CONTRACTED DAY CARE	38,217,230	40,762,718
TWC Contracted Day Care Purchased Services.		
B.1.4. Strategy: ADOPTION PURCHASED SERVICES	12,307,559	12,307,559

DEPARTMENT OF FAMILY AND PROTECTIVE SERVICES
(Continued)

B.1.5. Strategy: POST - ADOPTION/POST - PERMANENCY Post - Adoption/Post - Permanency Purchased Services.	6,415,701	6,415,701
B.1.6. Strategy: PAL PURCHASED SERVICES Preparation for Adult Living Purchased Services.	8,459,718	8,459,718
B.1.7. Strategy: SUBSTANCE ABUSE PURCHASED SERVICES	13,597,190	13,597,190
B.1.8. Strategy: OTHER CPS PURCHASED SERVICES ^{3, 7} Other Purchased Child Protective Services.	41,292,208	41,136,613
B.1.9. Strategy: FOSTER CARE PAYMENTS	528,355,528	589,122,569
B.1.10. Strategy: ADOPTION/PCA PAYMENTS Adoption Subsidy and Permanency Care Assistance Payments.	317,188,378	320,734,652
B.1.11. Strategy: RELATIVE CAREGIVER PAYMENTS Relative Caregiver Monetary Assistance Payments.	<u>16,820,673</u>	<u>26,436,286</u>
Total, Goal B: CHILD PROTECTIVE SERVICES	\$ 1,990,038,990	\$ 2,061,225,869
C. Goal: PREVENTION PROGRAMS Prevention and Early Intervention Programs.		
C.1.1. Strategy: FAMILY AND YOUTH SUCCESS PROGRAM ⁶ Family & Youth Success Program (FKA Services to At-Risk Youth (STAR)).	\$ 31,912,360	\$ 0
C.1.2. Strategy: CYD PROGRAM ⁶ Community Youth Development (CYD) Program.	11,272,558	0
C.1.3. Strategy: CHILD ABUSE PREVENTION GRANTS ⁶ Provide Child Abuse Prevention Grants to Community-based Organizations.	5,516,238	0
C.1.4. Strategy: OTHER AT-RISK PREVENTION PROGRAMS ^{4, 6, 7} Provide Funding for Other At-Risk Prevention Programs.	42,863,872	0
C.1.5. Strategy: HOME VISITING PROGRAMS ⁶ Maternal and Child Home Visiting Programs.	51,856,929	0
C.1.6. Strategy: AT-RISK PREVENTION PROGRAM SUPPORT ^{4, 5, 6} Provide Program Support for At-Risk Prevention Services.	<u>10,846,518</u>	<u>0</u>
Total, Goal C: PREVENTION PROGRAMS	\$ 154,268,475	\$ 0
D. Goal: ADULT PROTECTIVE SERVICES Protect Elder/Disabled Adults through a Comprehensive System.		
D.1.1. Strategy: APS DIRECT DELIVERY STAFF	\$ 57,051,670	\$ 58,893,305
D.1.2. Strategy: APS PROGRAM SUPPORT Provide Program Support for Adult Protective Services.	4,616,145	4,598,190
D.1.3. Strategy: APS PURCHASED EMERGENCY CLIENT SVCS APS Purchased Emergency Client Services.	<u>10,399,818</u>	<u>10,399,818</u>
Total, Goal D: ADULT PROTECTIVE SERVICES	\$ 72,067,633	\$ 73,891,313
E. Goal: INDIRECT ADMINISTRATION		
E.1.1. Strategy: CENTRAL ADMINISTRATION ^{5, 6}	\$ 45,450,969	\$ 48,394,747
E.1.2. Strategy: OTHER SUPPORT SERVICES ²	17,011,583	16,844,083
E.1.3. Strategy: REGIONAL ADMINISTRATION	1,311,375	1,313,902
E.1.4. Strategy: IT PROGRAM SUPPORT ^{2, 4}	<u>80,052,857</u>	<u>85,060,462</u>
Total, Goal E: INDIRECT ADMINISTRATION	\$ 143,826,784	\$ 151,613,194
F. Goal: AGENCY-WIDE AUTOMATED SYSTEMS		
F.1.1. Strategy: AGENCY-WIDE AUTOMATED SYSTEMS ^{2, 3} Agency-wide Automated Systems (Capital Projects).	\$ 55,036,497	\$ 75,040,630
G. Goal: OFFICE OF CBC TRANSITION Office of Community-based Care Transition.		
G.1.1. Strategy: OFFICE OF CBC TRANSITION Office of Community-based Care Transition.	\$ 8,502,011	\$ 8,489,998

DEPARTMENT OF FAMILY AND PROTECTIVE SERVICES
(Continued)

H. Goal: SALARY ADJUSTMENTS

H.1.1. Strategy: SALARY ADJUSTMENTS⁶ \$ 42,010,352 \$ 83,508,755

Grand Total, DEPARTMENT OF FAMILY AND PROTECTIVE SERVICES \$ 2,498,900,694 \$ 2,488,397,005

Object-of-Expense Informational Listing:

Salaries and Wages	\$ 790,008,244	\$ 831,653,170
Other Personnel Costs	27,783,946	27,660,182
Professional Fees and Services	127,253,183	113,404,108
Consumable Supplies	302,671	301,490
Utilities	11,182,389	11,107,483
Travel	57,587,995	57,164,974
Rent - Building	646,282	660,655
Rent - Machine and Other	7,628,116	9,952,043
Other Operating Expense	216,467,947	222,354,368
Client Services	1,217,664,297	1,213,657,690
Food for Persons - Wards of State	472,050	472,050
Grants	<u>41,903,574</u>	<u>8,792</u>

Total, Object-of-Expense Informational Listing \$ 2,498,900,694 \$ 2,488,397,005

Estimated Allocations for Employee Benefits and Debt Service Appropriations Made Elsewhere in this Act:

Employee Benefits

Retirement	\$ 65,845,929	\$ 69,733,238
Group Insurance	118,809,789	120,463,745
Social Security	57,985,350	61,153,867
Benefits Replacement	<u>153,120</u>	<u>122,343</u>

Total, Estimated Allocations for Employee Benefits and Debt Service Appropriations Made Elsewhere in this Act \$ 242,794,188 \$ 251,473,193

1. Performance Measure Targets.⁶ The following is a listing of the key performance target levels for the Department of Family and Protective Services. It is the intent of the Legislature that appropriations made by this Act be utilized in the most efficient and effective manner possible to achieve the intended mission of the Department of Family and Protective Services. In order to achieve the objectives and service standards established by this Act, the Department of Family and Protective Services shall make every effort to attain the following designated key performance target levels associated with each item of appropriation.

	<u>2024</u>	<u>2025</u>
A. Goal: STATEWIDE INTAKE SERVICES		
Outcome (Results/Impact):		
Average Hold Time (in Minutes) for Statewide Intake Phone Calls in the English Queue	7.4	7.4
A.1.1. Strategy: STATEWIDE INTAKE SERVICES		
Output (Volume):		
Number of CPS Reports of Child Abuse/Neglect	291,264	290,611
Number of APS Reports of Adult Abuse/Neglect/Exploitation	120,975	120,594
Efficiencies:		
Average Statewide Intake Specialist Reports Completed Per Hour	1.8	1.8
B. Goal: CHILD PROTECTIVE SERVICES		
Outcome (Results/Impact):		
Percent of Children in FPS Conservatorship for Whom Legal Resolution Was Achieved within 12 Months	54.3%	54.3%
Percent of Children Reunified with Family	45.9%	45.9%
Percent of Children Who Achieved Permanency with Relative/Fictive Kin	63.4%	63.8%
Investigations Caseworker Turnover Rate	35%	35%
Family-Based Safety Services Caseworker Turnover Rate	16.6%	16.6%
Conservatorship Caseworker Turnover Rate	25%	25%
Kinship Caseworker Turnover Rate	12%	12%
Foster/Adoptive Home Development (FAD) Caseworker Turnover Rate	10%	10%
B.1.1. Strategy: CPS DIRECT DELIVERY STAFF		
Output (Volume):		
Number of Completed Child Protective Investigations (CPI)	163,246	163,316

DEPARTMENT OF FAMILY AND PROTECTIVE SERVICES
(Continued)

Number of Completed Residential Child Abuse/Neglect Investigations	3,833	3,920
Number of Completed Day Care Child Abuse/Neglect Investigations	1,265	1,283
Number of Completed Alternative Response Stages	45,519	49,979
Number of Confirmed Child Protective Investigation Cases of Child Abuse/Neglect	37,191	37,198
Number of Confirmed Residential Child Abuse/Neglect Reports	205	212
Number of Confirmed Day Care Child Abuse/Neglect Reports	187	190
Number of Children in FPS Conservatorship Who Are Adopted	3,902	3,900
Number of Residential Child Abuse/Neglect Investigations Closed within 30 Days	943	939
Number of Day Care Child/Abuse Investigations Closed within 30 Days	463	463
Efficiencies:		
CPS Daily Caseload Per Worker: Investigation	13	13
CPS Daily Caseload Per Worker: Residential Child Abuse/Neglect Investigations	5	5
CPS Daily Caseload Per Worker: Day Care Child Abuse/Neglect Investigations	9	9
CPS Daily Caseload Per Worker: Family-Based Safety Services	6.1	6.1
CPS Daily Caseload Per Worker: Substitute Care Services	17	17
CPS Daily Caseload Per Worker: Foster/Adoptive Home Development	15	15
CPS Daily Caseload Per Worker: Kinship	20	20
B.1.2. Strategy: CPS PROGRAM SUPPORT		
Explanatory:		
Number of Child Protective Services (CPS) Caseworkers Who Completed Continuing Professional Development (CPD) Training	2,090	2,090
B.1.3. Strategy: TWC CONTRACTED DAY CARE		
Output (Volume):		
Average Number of Days of TWC Foster Day Care Paid Per Month	33,912	34,531
Average Number of Days of TWC Relative Day Care Paid Per Month	17,884	18,134
Average Number of Days of TWC Protective Day Care Paid Per Month	33,955	34,430
Efficiencies:		
Average Daily Cost for TWC Foster Day Care Services	36.95	38.8
Average Daily Cost for TWC Relative Day Care Services	34.75	36.48
Average Daily Cost for TWC Protective Day Care Services	34.12	35.83
B.1.9. Strategy: FOSTER CARE PAYMENTS		
Output (Volume):		
Average Number of Children (FTE) Served in FPS-paid Foster Care Per Month	12,116	12,277
Percent of Children (FTE) Who Are Served in Community-based Care Foster Care	54.3%	58%
Efficiencies:		
Average Monthly FPS Payment Per Foster Child (FTE)	3,446.8	3,527.11
B.1.10. Strategy: ADOPTION/PCA PAYMENTS		
Output (Volume):		
Average Number of Children Provided Adoption Subsidy Per Month	54,252	54,359
Average Monthly Number of Children Receiving Permanency Care Assistance	7,808	8,364
Efficiencies:		
Average Monthly Payment Per Adoption Subsidy	420.78	421.22
Average Monthly Permanency Care Assistance Payment Per Child	406.91	406.94
B.1.11. Strategy: RELATIVE CAREGIVER PAYMENTS		
Output (Volume):		
Average Monthly Number of Children (FTE) Receiving Daily Monetary Assistance Payments	3,542	3,591
Average Monthly Number of Post-Permanency Payments	66	67
Efficiencies:		
Average Monthly Cost Per Child Receiving Daily Caregiver Monetary Assistance Payments	386.45	604.1
C. Goal: PREVENTION PROGRAMS		
C.1.1. Strategy: FAMILY AND YOUTH SUCCESS PROGRAM		
Output (Volume):		
Average Number of FAYS Youth Served Per Month	9,755	0

DEPARTMENT OF FAMILY AND PROTECTIVE SERVICES
(Continued)

C.1.2. Strategy: CYD PROGRAM

Output (Volume):

Average Number of CYD Youth Served Per Month	10,333	0
--	--------	---

C.1.5. Strategy: HOME VISITING PROGRAMS

Output (Volume):

Average Monthly Number of Families Served: Texas Home Visiting	7,348	0
--	-------	---

Average Monthly Number of Families Served: Texas Nurse Family Partnership	4,464	0
---	-------	---

D. Goal: ADULT PROTECTIVE SERVICES

Outcome (Results/Impact):

Percent of Elderly Persons and Persons with Disabilities Found to Be in a State of Abuse/Neglect/Exploitation Who Receive Protective Services	85%	85%
---	-----	-----

Percent Repeat Engagement with Adult Protective Services (APS) within 6 Months	15%	15%
--	-----	-----

Adult Protective Services In-Home Caseworker Turnover Rate	25%	25%
--	-----	-----

D.1.1. Strategy: APS DIRECT DELIVERY STAFF

Output (Volume):

Number of Completed APS In-Home Investigations	85,431	85,038
Number of Confirmed APS In-Home Investigations	49,265	49,888

Efficiencies:

APS Daily Caseload Per Worker (In-Home)	22	23
---	----	----

D.1.3. Strategy: APS PURCHASED EMERGENCY CLIENT SVCS

Output (Volume):

Average Number of Clients Receiving APS Purchased Emergency Client Services	1,205	1,207
---	-------	-------

2. Capital Budget.^{2,6} None of the funds appropriated above may be expended for capital budget items except as listed below. The amounts shown below shall be expended only for the purposes shown and are not available for expenditure for other purposes. Amounts appropriated above and identified in this provision as appropriations either for "Lease Payments to the Master Lease Purchase Program" or for items with an "(MLPP)" notation shall be expended only for the purpose of making lease-purchase payments to the Texas Public Finance Authority pursuant to the provisions of Government Code Section.1232.103.

	2024	2025
a. Acquisition of Information Resource Technologies		
(1) Seat Management	\$ 7,872,623	\$ 10,271,287
(2) Information Management Protecting Adults & Children in Texas System	17,292,030	14,793,945
(3) Administrative Systems	7,322,933	8,339,758
(4) Refresh Smart Phones	0	397,025

Total, Acquisition of Information Resource Technologies	\$ 32,487,586	\$ 33,802,015
---	---------------	---------------

b. Data Center/Shared Technology Services		
(1) Data Center Consolidation	\$ 22,155,428	\$ 29,686,939

Total, Capital Budget	\$ 54,643,014	\$ 63,488,954
-----------------------	---------------	---------------

Method of Financing (Capital Budget):

General Revenue Fund

General Revenue Fund	\$ 43,826,534	\$ 52,569,567
GR Match for Medicaid Account No. 758	524,277	387,372

Subtotal, General Revenue Fund	\$ 44,350,811	\$ 52,956,939
--------------------------------	---------------	---------------

Federal Funds

Coronavirus Relief Fund	\$ 732,933	\$ 765,064
Federal Funds	9,559,270	9,766,951

Subtotal, Federal Funds	\$ 10,292,203	\$ 10,532,015
-------------------------	---------------	---------------

Total, Method of Financing	\$ 54,643,014	\$ 63,488,954
----------------------------	---------------	---------------

DEPARTMENT OF FAMILY AND PROTECTIVE SERVICES

(Continued)

- 3. Limitation on Expenditures for Conservatorship Suits.** No General Revenue Funds appropriated to the Department of Family and Protective Services (DFPS) may be used to pay for legal representation for children or their parents in suits in which DFPS is seeking to be named conservator except in situations where the Governor declares it an emergency and with prior written approval of the Legislative Budget Board and the Governor.

To request approval, DFPS shall submit in a timely manner a written request to the Legislative Budget Board and the Governor that includes the following information:

- (a) a detailed explanation of the purpose(s) of the expenditure and whether the expenditure will be one-time or ongoing;
- (b) the name of the strategy or strategies affected by the expenditure and the method of financing and FTEs for each strategy by fiscal year;
- (c) the impact of the expenditure on performance levels and, where relevant, a comparison to targets included in this Act for the affected strategy or strategies; and
- (d) the impact of the expenditure on the capital budget.

Additional information requested by the Legislative Budget Board or the Governor should be provided in a timely manner. The request and information provided subsequently shall be prepared in a format specified by the Legislative Budget Board.

The request shall be considered to be disapproved unless the Legislative Budget Board and the Governor issue written approvals within 30 business days of the date on which the staff of the Legislative Budget Board concludes its review of the request and forwards the review to the Chair of the House Appropriations Committee, Chair of the Senate Finance Committee, Speaker of the House, and Lieutenant Governor. Any requests for additional information made by the Legislative Budget Board shall interrupt the counting of the 30 business days.

- 4. Accounting of Support Costs.** The Comptroller of Public Accounts shall establish separate accounts from which certain support costs shall be paid. The Department of Family and Protective Services (DFPS) may make transfers into separate accounts from line item programs in order to pay for these expenses in an efficient and effective manner. Only costs not directly attributable to a single program may be budgeted in or paid from these accounts. Items to be budgeted in and paid from these accounts include but are not limited to: postage, occupancy costs, equipment repair, telephones, office printing costs, supplies, freight and transport costs, telephone system costs, and salary and travel costs of staff whose function supports several programs. DFPS shall be responsible for quarterly allocations of these costs to the original programs.

- 5. Limitation on Transfers: Foster Care, Adoption Subsidy, Permanency Care Assistance, and Relative Caregiver Payments.**

- (a) Notwithstanding Article IX, Section 14.01, Appropriation Transfers and Article IX, Section 14.03, Transfers - Capital Budget in this Act, the Department of Family and Protective Services (DFPS) may only transfer funds into Strategies B.1.9, Foster Care Payments; B.1.10, Adoption/PCA Payments; or B.1.11, Relative Caregiver Payments, with prior written notification to the Legislative Budget Board and the Governor 30 days prior to the transfer. The Legislative Budget Board and the Governor may disapprove the transfer during the 30 day period.
- (b) Notwithstanding Article IX, Section 14.01, Appropriation Transfers and Article IX, Section 14.03, Transfers - Capital Budget in this Act, DFPS may only transfer funds between Strategies B.1.9, Foster Care Payments, and B.1.10, Adoption/PCA Payments, with prior written notification to the Legislative Budget Board and the Governor 30 days prior to the transfer. The Legislative Budget Board and the Governor may disapprove the transfer during the 30 day period.
- (c) DFPS may only transfer funds out of Strategies B.1.9, Foster Care Payments; B.1.10, Adoption/PCA Payments; or B.1.11, Relative Caregiver Payments, with the prior written approval of the Legislative Budget Board and the Governor.

DEPARTMENT OF FAMILY AND PROTECTIVE SERVICES

(Continued)

6. Other Reporting Requirements.

- (a) **Monthly Financial Reports.** The Department of Family and Protective Services (DFPS) shall submit the following information to the Legislative Budget Board and the Governor no later than 30 calendar days after the close of each month:
- (1) Information on appropriated, budgeted, expended, and projected funds, by strategy and method of finance.
 - (2) A report detailing revenues, expenditures, and balances for earned federal funds as of the last day of the prior month.
 - (3) Narrative explanations of significant budget adjustments, ongoing budget issues, and other items as appropriate.
 - (4) A report providing a breakdown of the budgeted versus actual Child Protective Services (CPS) Direct Delivery Full-time Equivalents (FTE) by case stage and by region.
 - (5) Select CPS performance measures continued from the fiscal year 2017 critical needs reports, as determined by the Legislative Budget Board.
 - (6) Any other information requested by the Legislative Budget Board or the Governor.

The monthly financial reports shall be prepared in a format specified by the Legislative Budget Board.

- (b) **Quarterly Updates.** DFPS shall submit the following information to the Legislative Budget Board and the Governor on a quarterly basis for each month in fiscal years 2021 through 2025: program expenditures and projected expenditures by method of finance and performance measure targets for Strategies A.1.1, Statewide Intake Services; B.1.1, CPS Direct Delivery Staff; B.1.3, TWC Contracted Day Care; B.1.9, Foster Care Payments; B.1.10, Adoption Subsidy/PCA Payments; B.1.11, Relative Caregiver Payments; and D.1.1, APS Direct Delivery Staff. DFPS shall also submit data used to calculate the performance measure actuals for Strategies A.1.1, Statewide Intake Services; B.1.1, CPS Direct Delivery Staff; and D.1.1, APS Direct Delivery Staff, as well as other statewide intake data related to call abandonment. The reports shall be submitted within 60 days of the end of each fiscal quarter in a format specified by the Legislative Budget Board.
- (c) **Litigation Involving Child Welfare Services Providers.** DFPS shall notify the Legislative Budget Board and the Governor in a timely manner about any pending litigation against DFPS or against any entity providing child welfare services under contract with DFPS, and the subject matter of the litigation.
- (d) **Monthly Data and Forecasts.**
- (1) DFPS shall submit actual and projected caseloads and related expenditure amounts to the Legislative Budget Board and the Governor for foster care, adoption assistance, permanency care assistance, relative caregiver, community-based care, and day care. Data for other programs shall be submitted upon request of the Legislative Budget Board or the Governor. The data shall be submitted in a format specified by the Legislative Budget Board.
 - (2) DFPS shall provide a report to the legislature and shall publish the report and make the report available electronically to the public not later than the 15th day of each month containing the following information for the preceding month: 1) the regional statistics for children in DFPS care which include age, sex, ethnic group, disabilities, and the level of services the children receive; statistics showing where children are living compared to their home region and the types of facilities and living arrangements where they were placed; 2) the key staffing and outcome measures for Statewide Intake, Adult Protective Services, Child Protective Investigations, and CPS; and 3) the total number of reports to Statewide Intake broken down by source; the total number of reports to Statewide Intake that are considered Information and Referrals; the total number of

DEPARTMENT OF FAMILY AND PROTECTIVE SERVICES

(Continued)

each type of allegation and the number of confirmed cases via an investigation for reports that meet the statutory definition of abuse, neglect, or exploitation; and the total number of exits from CPS custody broken down by exit type. DFPS may work with a third-party entity to help collect, analyze, and report the above data.

7. Limitation on Expenditures for Texas Workforce Commission (TWC) Contracted Day Care.

- (a) Notwithstanding Article IX, Section 14.01, Appropriation Transfers and Article IX, Section 14.03, Transfers - Capital Budget in this Act, the Department of Family and Protective Services (DFPS) may not transfer funds into or out of Strategy B.1.3, TWC Contracted Day Care, without the prior written notification to the Legislative Budget Board and the Governor 30 business days prior to the transfer. The Legislative Budget Board and the Governor may disapprove the transfer during the 30 business day period.

DFPS shall submit a written notification to the Legislative Budget Board and the Governor 30 business days prior to the transfer. The Legislative Budget Board and the Governor may disapprove the transfer during the 30 business day period. A notification to transfer funds into Strategy B.1.3, TWC Contracted Day Care, must be submitted within 30 days of the date upon which DFPS produces a forecast indicating a need for additional funds and determines they are unable to operate within available appropriations. A notification to transfer funds into Strategy B.1.3, TWC Contracted Day Care, must also be submitted at least 90 business days prior to when expenditures are expected to exceed available appropriations. A notification must include the following information:

- (1) a detailed explanation of the need for day care services and the steps that have been taken to address the need without exceeding the amounts appropriated above;
- (2) the sub-strategies affected by the increase in expenditures; and
- (3) the method of financing and impact on performance levels by fiscal year, including a comparison to performance targets included in this Act.

No expenditure in excess of appropriations made above in Strategy B.1.3, TWC Contracted Day Care, may be made until the notification has been made to the Legislative Budget Board and the Governor 30 business days prior to the transfer. The Legislative Budget Board and the Governor may disapprove the transfer during the 30 business day period.

- (b) Funds appropriated above in Strategy B.1.3, TWC Contracted Day Care, may be used only to acquire child day care services through TWC.

Expenditures for administrative overhead payments to TWC and local workforce boards in connection with any agreement to provide child day care services shall not exceed 5.0 percent of all amounts paid for child day care services out of funds appropriated above in Strategy B.1.3, TWC Contracted Day Care.

8. Human Resources Management Plan. Out of funds appropriated above, the Department of Family and Protective Services (DFPS) shall develop a Human Resources Management Plan designed to produce a quality workforce and improve employee morale and retention. The plan must focus on reducing employee turnover through better management and hiring, retaining, and promoting a high-quality workforce into positions of leadership. DFPS shall report by March 31 and September 30 of each fiscal year to the Senate Finance Committee, the House Committee on Appropriations, the Legislative Budget Board, and the Governor. Each report shall include, at a minimum and for at least the preceding twelve months, the following information by job category: employee turnover rate, percent workers retained six months after completion of training, employee tenure, employee turnover following the implementation of salary increases and promotion rates. The effectiveness of the agency's plan shall be measured by whether there is a reduction in employee turnover rates at the agency, specifically by the reduction in the turnover rates for caseworkers.

9. Appropriation Transfer Between Fiscal Years. In addition to authority provided elsewhere in this Act, the Department of Family and Protective Services (DFPS) may transfer appropriations in Strategy B.1.9, Foster Care Payments, and Strategy B.1.10, Adoption/PCA Payments, from fiscal year 2025 to fiscal year 2024, subject to the following conditions:

DEPARTMENT OF FAMILY AND PROTECTIVE SERVICES

(Continued)

- (a) Transfers under this section may be made only with prior written approval of the Legislative Budget Board and the Governor if costs associated with providing foster care or adoption subsidy payments are expected to exceed the funds appropriated for these payments for fiscal year 2024;
- (b) DFPS may make a one-time adjustment to transfers made under Subsection (a) if funds transferred from fiscal year 2025 exceed the amount needed in fiscal year 2024 and contingent upon providing prior notification to the Legislative Budget Board, the Comptroller of Public Accounts, and the Governor.

A request under Subsection (a) shall be considered approved unless the Legislative Budget Board and the Governor issue a written disapproval within 30 business days of the date on which the staff of the Legislative Budget Board concludes its review of the request and forwards the review to the Chair of the House Appropriations Committee, Chair of the Senate Finance Committee, Speaker of the House, and Lieutenant Governor. Any request for additional information made by the Legislative Budget Board shall interrupt the counting of the 30 business days.

10. Limitation on Transfers: CPS and APS Direct Delivery Staff.⁸

- (a) **Funding.** Notwithstanding Article IX, Section 14.01, Appropriation Transfers, and Article IX, Section 14.03, Transfers - Capital Budget, in this Act, the Department of Family and Protective Services (DFPS) shall not transfer funds out of Strategy B.1.1, CPS Direct Delivery Staff, or Strategy D.1.1, APS Direct Delivery Staff, without the prior written approval of the Legislative Budget Board and the Governor. DFPS may transfer funds in with prior written notification to the Legislative Budget Board and the Governor 30 business days prior to the transfer. The Legislative Budget Board and the Governor may disapprove the transfer during the 30 business day period.
- (b) **Full-time-equivalent (FTE) Positions.**¹⁰ Out of the FTE positions identified above for DFPS, 8,913.4 positions in fiscal year 2024 and 8,898.4 positions in fiscal year 2025 are allocated to Strategy B.1.1, CPS Direct Delivery Staff, and 801.7 positions in fiscal year 2024 and 828.7 positions in fiscal year 2025 are allocated to Strategy D.1.1, APS Direct Delivery Staff.

None of the FTEs allocated by this rider may be transferred out to any other item of appropriation or utilized for any purpose other than the specific purpose for which the FTEs are allocated without the prior written approval of the Legislative Budget Board and the Governor. DFPS may transfer FTEs in with prior written notification to the Legislative Budget Board and the Governor 30 business days prior to the transfer. The Legislative Budget Board and the Governor may disapprove the transfer during the 30 business day period.

- (c) **Limitations on Transfers: Request for Approval.** To request approval for the transfer of funds and/or FTEs, DFPS shall submit at least 60 business days prior to when the funds or FTEs are intended to be expended or reallocated for a different purpose a written request to the Legislative Budget Board and the Governor that includes the following information:
 - (1) a detailed explanation of the purpose(s) of the transfer and whether the expenditure will be one-time or ongoing;
 - (2) the name of the strategy or strategies affected by the transfer, and the method of finance and FTEs for each program by fiscal year;
 - (3) an estimate of performance levels and, where relevant, a comparison to targets included in this Act for both the originating and the receiving programs; and
 - (4) the capital budget impact.

Additional information requested by the Legislative Budget Board or the Governor should be provided in a timely manner.

The transfer request shall be considered to be disapproved unless the Legislative Budget Board and the Governor issue written approvals within 30 business days of the date on which the staff of the Legislative Budget Board concludes its review of the request and forwards the review to the Chair of the House Appropriations Committee, Chair of the

DEPARTMENT OF FAMILY AND PROTECTIVE SERVICES

(Continued)

Senate Finance Committee, Speaker of the House, and Lieutenant Governor. Any requests for additional information made by the Legislative Budget Board shall interrupt the counting of the 30 business days.

The Comptroller of Public Accounts shall not allow the transfer of funds if the Legislative Budget Board provides notification to the Comptroller of Public Accounts that the requirements of this provision have not been satisfied.

- 11. Medicaid and Title IV-E Federal Funds.** The Department of Family and Protective Services (DFPS) shall maximize the use of federal entitlement funds from Medicaid and Title IV-E for child and adult protective services direct delivery staff and program support.

In the event that federal entitlement funds exceed the amounts appropriated above in Strategies B.1.1, CPS Direct Delivery Staff; B.1.2, CPS Program Support; D.1.1, APS Direct Delivery Staff; and D.1.2, APS Program Support, DFPS may expend General Revenue Funds and TANF Federal Funds thereby made available only with the prior written notification to the Legislative Budget Board and the Governor 30 business days prior to expending the funds. The Legislative Budget Board and the Governor may disapprove the transfer during the 30 business day period.

The Comptroller of Public Accounts shall not allow the expenditure of funds if the Legislative Budget Board provides notification to the Comptroller of Public Accounts that the requirements of this provision have not been satisfied.

- 12. Reimbursement of Advisory Committee Members.** Out of funds appropriated above in Strategies B.1.2, CPS Program Support; B.1.6, PAL Purchased Client Services; and E.1.1, Central Administration, and pursuant to Government Code Section 2110.004, reimbursement of expenses for advisory committee members, is not to exceed the amounts stated below per fiscal year and is limited to the following advisory committees:

Parent Collaboration Group	\$20,000
Promote Adoption of Minority Children Advisory Committee	\$19,200
Youth Leadership Council	\$22,800
Family and Protective Services Council	\$15,000

To the maximum extent possible, the Department of Family and Protective Services shall encourage the use of videoconferencing and teleconferencing and shall schedule meetings and locations to facilitate the travel of participants so that they may return the same day and reduce the need to reimburse members for overnight stays.

- 13. CPS Investigative Pay.** The Department of Family and Protective Services may provide \$5,000 per fiscal year to child protective services investigation caseworkers and supervisors. The pay shall be paid at the rate of \$416.67 per month, or pro-rata portion if a partial month is worked in the position. This pay is in addition to the salary rates stipulated by the General Provisions of this Act relating to the position classifications and assigned salary ranges.

- 14. Child and Family Services Review Process.** None of the funds appropriated above to the Department of Family and Protective Services (DFPS) may be used to pay for federal penalties associated with the Child and Family Services Review process without the prior written approval of the Legislative Budget Board and the Governor.

To request approval, DFPS shall submit in a timely manner a written request to the Legislative Budget Board and the Governor that includes the following information:

- (a) a copy of the federal document imposing and/or assessing the penalty;
- (b) a detailed explanation of the reason for the penalty and the efforts that were undertaken to avoid the penalty;
- (c) the name of the strategy or strategies affected by the expenditure and the method of financing and FTEs for each strategy by fiscal year;
- (d) the impact of the expenditure on performance levels and, where relevant, a comparison to targets included in this Act for the affected strategy or strategies; and
- (e) the impact of the expenditure on the capital budget.

DEPARTMENT OF FAMILY AND PROTECTIVE SERVICES

(Continued)

Additional information requested by the Legislative Budget Board or the Governor should be provided in a timely manner. The request and information provided subsequently shall be prepared in a format specified by the Legislative Budget Board.

The request shall be considered to be disapproved unless the Legislative Budget Board and the Governor issue written approvals within 30 business days of the date on which the staff of the Legislative Budget Board concludes its review of the request and forwards the review to the Chair of the House Appropriations Committee, Chair of the Senate Finance Committee, Speaker of the House, and Lieutenant Governor. Any requests for additional information made by the Legislative Budget Board shall interrupt the counting of the 30 business days.

15. Community-based Care. Out of funds appropriated above to the Department of Family and Protective Services (DFPS) in Strategy B.1.2, CPS Program Support, and the Office of Community-based Care (CBC) Transition in Strategy G.1.1, Office of CBC Transition, the agency and the office shall:

- (a) Report selected performance measures identified by the Legislative Budget Board that will allow for comparative analysis between the legacy foster care and the CBC systems. The report shall be prepared in a format specified by the Legislative Budget Board and shall be submitted March 31 and September 30 of each year. The report shall be provided to the Legislative Budget Board, the Governor, the House Committee on Appropriations, the Senate Committee on Finance, the House Committee on Human Services, the Senate Committee on Health and Human Services, and any standing Joint Legislative Oversight Committees, as appropriate. The report shall also be posted on the agency's webpage in order to ensure transparency with stakeholders. The report shall contain: the most recent data for the selected comparative performance measures, an analysis of the data that identifies trends and related impact occurring in the CBC system, identification and analysis of factors negatively impacting any outcomes, recommendations to address problems identified from the data, and any other information necessary to determine the status of the CBC system.
- (b) Ensure that all tasks, related FTEs, and associated funding to be transferred from DFPS to a Single Source Continuum Contractor (SSCC) are clearly identified and agreed upon by DFPS, the Office of CBC Transition, and the SSCC prior to each subsequent rollout.

16. College Degree Pay. The Department of Family and Protective Services (DFPS) may pay 3.4 percent to 6.8 percent above the current base salary for employees with targeted college degrees determined by DFPS to be relevant to their positions. The targeted degrees include but are not limited to: social work, counseling, early childhood education, psychology, criminal justice, elementary or secondary education, sociology, human services and child development.

17. Youth Specialist Activities. Out of funds appropriated above in Strategy B.1.6, PAL Purchased Services, the Department of Family and Protective Services (DFPS) shall allocate \$100,000 in General Revenue Funds in each fiscal year for statewide and regional youth leadership and youth specialist activities, including:

- (a) assisting DFPS with the development of services, policies, and procedures for youth and young adults currently or formerly in foster care;
- (b) the creation and coordination of leadership opportunities for youth and young adults currently or formerly in foster care which includes training, experiential learning activities and events;
- (c) assisting youth in foster care understanding the Child Protective Services Rights of Children and Youth in Foster Care developed under Section 263.008, Family Code;
- (d) coordinating, facilitating, and providing materials and supplies for the operation of the regional youth leadership councils;
- (e) coordinating, facilitating, and providing materials and supplies for the operation of the state youth leadership council;

DEPARTMENT OF FAMILY AND PROTECTIVE SERVICES

(Continued)

- (f) training for regional youth specialists and the youth specialist at the state office; and travel to the regional youth leadership council and state youth leadership council; and
- (g) travel to the regional youth leadership council and state youth leadership council.

18. Mentoring Stipend. Out of funds appropriated above, the Department of Family and Protective Services may pay additional compensation for the mentoring of new employees as a means to increase worker retention. The additional compensation may not exceed \$300 per month to be included in the employee's monthly compensation, proportional to the hours paid during the month.

19. Family Finding Collaboration. Out of funds appropriated above in Strategy B.1.2, CPS Program Support, the Department of Family and Protective Services (DFPS) shall allocate \$321,800 in General Revenue Funds in each fiscal year for a contract with a statewide organization for volunteer advocate programs authorized under Family Code, Section 264.602. Funding shall be used for personnel, developing curriculum, training and other necessary costs to support family finding efforts and the Collaborative Family Engagement model in order to increase permanency options and other beneficial outcomes for children and youth in state custody. DFPS shall enter into a memorandum of understanding with volunteer advocates programs to specify the respective roles of volunteer advocates programs and local CPS offices. Funds provided through this rider may also be used in collaboration with Single Source Continuum Contractors (SSCC) in Community-based Care regions.

Not later than December 1, 2024, DFPS shall report to the Legislative Budget Board, the Governor, the Chair of the House Appropriations Committee, the Chair of the Senate Finance Committee, Speaker of the House, Lieutenant Governor, and the permanent standing committees in the House of Representatives and the Senate with jurisdiction over health and human services on the success of the collaboration and its impact on improving permanency outcomes, increasing family involvement and support for children in state care, and improving child well-being.

20. Prevention Outcomes.⁶ Not later than December 1, 2024, the Health and Human Services Commission (HHSC) with the assistance of the Department of Family and Protective Services shall report on the effectiveness of the Prevention and Early Intervention (PEI)/Family Support Services (FSS) programs. Specifically, HHSC shall report the number of families served for each program, how appropriations are being expended, and whether:

- (a) Parents abuse or neglect their children while receiving PEI/FSS services, during or up to one year after receiving services, and during or up to three years after receiving services;
- (b) Youth are referred to juvenile courts during or after services;
- (c) Protective factors in parenting have increased (based on a validated pre and post survey);
- (d) The programs focused on children ages three and under helped to reduce the number of child fatalities;
- (e) The parents receiving the services had any prior Child Protective Services involvement; and
- (f) Any other outcome measures HHSC determines are appropriate based on the Strategic Plan for PEI/FSS pursuant to Human Resources Code, Section 137.005.

The report shall be provided to the Legislative Budget Board, the Governor, the Chair of the House Appropriations Committee, Chair of the Senate Finance Committee, Speaker of the House, Lieutenant Governor, and the permanent standing committees in the House of Representatives and the Senate with jurisdiction over health and human services.

21. On-Call Pay. It is expressly provided that the Department of Family and Protective Services, to the extent permitted by law, may pay compensation for on-call time at the following rates: credit for one hour of base pay worked for each day of on-call during the normal work week, and two hours of base pay worked for each day of on-call during a weekend and on holidays. This credit shall be in addition to actual hours worked during normal duty hours and actual hours worked during on-call status. For employees subject to the Fair Labor Standards Act (FLSA), an hour of on-call service shall be considered to be an hour worked during the week for purposes of the FLSA only to the extent required by federal law.

DEPARTMENT OF FAMILY AND PROTECTIVE SERVICES

(Continued)

- 22. High Risk Pay.** The Department of Family and Protective Services may pay additional compensation for the following positions:

Child Protective Services Investigative caseworker and human service technician
Child Protective Services Conservatorship caseworker and human service technician
Child Protective Services Family Based Safety Services caseworker and human service technician
Child Protective Services Local Permanency Specialist caseworker and human service technician
Adult Protective Services In-Home caseworker

The additional compensation is in the amount of \$50 per month to be included in the employee's monthly compensation proportional to the hours worked during the month. An employee is no longer eligible to receive this additional compensation beginning with the first day of the month in which an employee is no longer assigned to one of the positions included in this rider.

- 23. Use of Child Protective Services Caseworkers in Hospitals and Clinics.** Out of funds appropriated above in Strategy B.1.1, CPS Direct Delivery Staff, the Department of Family and Protective Services (DFPS) may, as appropriate, assign Child Protective Services caseworkers with expertise in providing care to victims of child abuse or neglect, to children's hospitals or specialty clinics in order to facilitate cooperation between DFPS and medical entities.

24. Rate Listing and Limitations.

- (a) Informational Listing. Amounts appropriated above are intended to provide the following rates in each fiscal year. In addition, the Department of Family and Protective Services (DFPS) is required to reimburse foster families at least \$27.07 per day per child.
- (1) Strategy B.1.1, CPS Direct Delivery Staff, and Strategy B.1.9, Foster Care Payments, Community-based Care (CBC) Stage I and Stage II Network Support Payment: \$1,900 per child full-time equivalent (FTE) per year.
- (2) Strategy B.1.9, Foster Care Payments, daily rate per child:
- (A) Basic Foster Family: \$27.07
 - (B) Basic Child Placing Agency: \$57.71
 - (C) Basic Residential: \$52.65
 - (D) Moderate Foster Family: \$47.37
 - (E) Moderate Child Placing Agency: \$101.79
 - (F) Moderate Residential: \$126.05
 - (G) Specialized Foster Family: \$57.86
 - (H) Specialized Child Placing Agency: \$122.76
 - (I) Specialized Residential Facility: \$220.42
 - (J) Intense Foster Family: \$92.43
 - (K) Intense Child Placing Agency: \$207.86
 - (L) Intense Residential Facility: \$309.27
 - (M) Intense Plus: \$446.80
 - (N) Treatment Foster Family Care: \$309.27
 - (O) Intensive Psychiatric Transition Program: \$417.38
 - (P) Emergency Care Services: \$153.09

DEPARTMENT OF FAMILY AND PROTECTIVE SERVICES

(Continued)

- (Q) Temporary Emergency Placement: \$446.80
- (3) Strategy B.1.9, Foster Care Payments, 24-Hour Awake Supervision: \$15.46 per hour
- (4) Strategy B.1.11, Relative Caregiver Payments:
 - (A) Daily Payment: \$12.67
 - (B) Post-Permanency Care Assistance Payments: \$500
- (b) None of the funds appropriated in this Act to DFPS may be used to reimburse a provider for foster care services in an amount that exceeds the applicable foster care reimbursement rate listed in Subsection (a) for a child at that service level unless DFPS is unable to locate a provider that is willing and able to provide a safe and appropriate placement at the applicable rate.
- (c) DFPS may not pay a rate that would result in expenditures that exceed, in any fiscal year, the amounts appropriated by this Act in a strategy for the services to which the rate applies without the prior written approval of the Legislative Budget Board and the Governor. For services not identified in subsection (a), DFPS shall seek guidance from the Legislative Budget Board as to whether a reimbursement methodology is considered a rate for purposes of complying with this subsection prior to implementing a new reimbursement methodology. To request approval for such a proposed rate, DFPS shall submit a written request to the Legislative Budget Board and the Governor at least 60 business days prior to the proposed implementation date. At the same time, the agency shall provide a copy of the request to the Comptroller of Public Accounts. The request shall include the following information:
 - (1) a list of each proposed rate increase or proposed new rate;
 - (2) an estimate of the fiscal impact of each proposed rate by fiscal year and method-of-financing; and
 - (3) an estimate of the amount by which expenditures would exceed appropriations due to the proposed rates.

A request pursuant to this subsection shall be considered approved unless the Legislative Budget Board or the Governor issues a written disapproval within 30 business days of the date on which the staff of the Legislative Budget Board concludes its review of the request and forwards its review to the Chair of the House Appropriations Committee, Chair of the Senate Finance Committee, Speaker of the House, and Lieutenant Governor. Any request for additional information made by the Legislative Budget Board shall interrupt the counting of the 30 business days.

- (d) The Office of CBC Transition shall report by March 31 and September 30 of each fiscal year the blended and exceptional rate in each region where CBC is implemented. The report shall be provided to the Senate Finance Committee, the House Committee on Appropriations, the Legislative Budget Board, and the Governor.

25. Cash Flow Contingency. The Department of Family and Protective Services (DFPS) may temporarily utilize General Revenue Funds appropriated in all Strategies in Goal E, Indirect Administration, and in all Strategies in Goal F, Agency-wide Automated Systems, for temporary cash flow needs. All funding used in this manner shall be promptly returned to the originating strategy on or before August 31, 2025. This authorization is subject to limitations established by the Comptroller of Public Accounts.

26. Contingency for Behavioral Health Funds. Notwithstanding appropriation authority granted above, the Comptroller of Public Accounts shall not allow the expenditure of General Revenue-Related behavioral health funds for the Department of Family and Protective Services in Strategies B.1.5, Post-Adoption/Post-Permanency; B.1.7, Substance Abuse Purchased Services; B.1.8, Other CPS Purchased Services; and D.1.3, APS Purchased Emergency Client Services, in fiscal year 2024 or fiscal year 2025, as identified in Art. IX, Section 10.04, Statewide Behavioral Health Strategic Plan and Coordinated Expenditures, if the Legislative Budget Board provides

DEPARTMENT OF FAMILY AND PROTECTIVE SERVICES

(Continued)

notification to the Comptroller of Public Accounts that the agency's planned expenditure of those funds in fiscal year 2024 or fiscal year 2025 does not satisfy the requirements of Art. IX, Section 10.04, Statewide Behavioral Health Strategic Plan and Coordinated Expenditures.

27. Limitations: Community-based Care Payments.

- (a) Included in amounts appropriated above is \$357,100,273 in All Funds (\$222,377,831 in General Revenue Funds) in fiscal year 2024 and \$419,253,991 in All Funds (\$271,386,647 in General Revenue Funds) in fiscal year 2025 in Strategy B.1.1, CPS Direct Delivery Staff, for resource transfers, Stage II network support payments, and Child and Adolescent Needs and Strengths (CANS) assessments and Strategy B.1.9, Foster Care Payments, for Stage I network support payments and foster care payments for Community-based Care (CBC) in Stages I and II in Catchment Areas 3W, 2, 1, 8B, 3E, 4, 5, and 9, and Stage I in Catchment Areas 8A, 6A, 6B, and 10, as authorized by Family Code, Chapter 264.
- (b) Included in amounts identified in Subsection (a) is \$115,652,155 in All Funds (\$107,851,110 in General Revenue Funds) in fiscal year 2024 and \$153,954,523 in All Funds (\$142,328,762 in General Revenue Funds) in fiscal year 2025 in Strategy B.1.1, CPS Direct Delivery Staff, which DFPS may not exceed or expend for any purpose not identified in Subsection (a) without the prior written approval of the Legislative Budget Board and the Governor.
- (c) DFPS in conjunction with the Office of CBC Transition, shall continue the use of an independent evaluation to complete process and outcome evaluations throughout the entire rollout and implementation of CBC in each established catchment area. All evaluations shall be provided to the Legislative Budget Board, the Governor, the House Committee on Appropriations, the Senate Committee on Finance, the House Committee on Human Services, and the Senate Committee on Health and Human Services.
- (d) DFPS shall report actual expenditures for each Catchment Area by strategy, stage, purpose, and method of finance within 30 days after the end of each fiscal quarter to the Legislative Budget Board and the Governor.

28. Faith and Community Based Partner Coordination.⁶ To the extent allowed by federal and state regulations, and in accordance with Chapter 535 of the Government Code, the Department of Family and Protective Services shall maintain a coordinated and comprehensive strategy for engaging and collaborating with faith and community based partners, including the designation of a single point of contact for public and community partners.

29. Human Trafficking Division. Out of funds appropriated above to the Department of Family and Protective Services (DFPS) in Strategy B.1.1, CPS Direct Delivery Staff, \$300,000 in All Funds (\$201,719 in General Revenue) and B.1.2, CPS Program Support, \$519,601 in All Funds (\$341,575 in General Revenue) and 5.0 FTEs in each fiscal year shall be used to fund the following for the children, youth, and young adults served by DFPS:

- (a) coordinate and support compliance with all federal and state human trafficking child welfare mandates;
- (b) develop policies, practices and identify services to support the prevention of trafficking for child welfare children, youth and youth adults;
- (c) support DFPS' capacity to identify, report, recover and support victims of trafficking in their restoration journey through training and research; and
- (d) coordinate with key stakeholders, such as the Health and Human Services Commission (HHSC), Department of Public Safety (DPS), Office of the Attorney General (OAG), Texas Juvenile Justice Department (TJJD) and other state or local law enforcement agencies, coalitions, and task forces to support identification, recovers and/or treatment needs for children, youth, or young adults who are at risk of/or victims of human trafficking within DFPS' purview.
- (e) DFPS shall report December 1 of each year to the Legislative Budget Board, the Human Trafficking Task Force, the Senate Health and Human Services Committee and the House Human Services Committee, the number of children and youth identified as victims of human trafficking within DFPS conservatorship; the number of children and youth referred

DEPARTMENT OF FAMILY AND PROTECTIVE SERVICES

(Continued)

for treatment services who are victims of human trafficking; the number of staff trained to detect and prevent human trafficking; and number of licensed facilities serving those populations.

- 30. Contractor Penalties and Incentives.** The Department of Family and Protective Services (DFPS) is appropriated in Strategy B.1.2, CPS Program Support, for the 2024-25 biennium, any available balances as of August 31, 2023, and any revenue collected on or after September 1, 2023, from Revenue Object Code 3770 as Appropriated Receipts from financial penalties collected from contractors under Sections 40.058(f)(2) and 42.0432(b) of the Human Resources Code for failing to meet specified performance outcomes.

Amounts appropriated from Appropriated Receipts from Revenue Object Code 3770 shall be used to award incentives to contractors who exceed contractually specified performance outcomes pursuant to Human Resources Code, Section 40.058(f)(2). Incentive amounts may be paid only from available funds collected for this purpose in Revenue Object Code 3770. DFPS shall report all revenue collected in and all expenses from Revenue Object Code 3770 to the Legislative Budget Board and the Governor in the required Monthly Financial Report.

31. Purchased Client Services Reporting and Limitations.

- (a) The Department of Family and Protective Services (DFPS) shall report to the Legislative Budget Board and the Governor on purchased client services provided to children and families in Strategies B.1.4, Adoption Purchased Services; B.1.5, Post-Adoption/Post-Permanency; B.1.6, PAL Purchased Services; B.1.7, Substance Abuse Purchased Services; and B.1.8, Other CPS Purchased Services, for the prior fiscal year by November 1 of each year. The report shall include the following:
- (1) The number of children and/or adults receiving services in each strategy by month;
 - (2) A distribution of expenditures and number served by type of service; and
 - (3) The total number and cost of services that were court-ordered by strategy.
- (b) Notwithstanding Article IX, Section 14.01, Appropriation Transfers, DFPS may not transfer funds into or out of Strategies B.1.4, Adoption Purchased Services; B.1.5, Post-Adoption/Post-Permanency; B.1.6, PAL Purchased Services; B.1.7, Substance Abuse Purchased Services; and B.1.8, Other CPS Purchased Services, without the prior written approval of the Legislative Budget Board and the Governor.

To request approval, DFPS shall submit a written request to the Legislative Budget Board and Governor. A request to transfer funds pursuant to this subsection must be submitted (1) within 30 days of the date upon which DFPS determines they are unable to operate within available appropriations and (2) at least 90 days prior to when expenditures are expected to exceed available appropriations. The request must include a detailed explanation of the need for services and the steps that have been taken to address the need without exceeding appropriations.

No expenditure in excess of appropriations may be made unless approved. A request shall be considered disapproved unless the Legislative Budget Board and the Governor issue a written approval within 30 business days of the date on which the staff of the Legislative Budget Board concludes its review of the request and forwards the review to the Chair of the House Appropriations Committee, Chair of the Senate Finance Committee, Speaker of the House, and Lieutenant Governor. Any requests for additional information made by the Legislative Budget Board shall interrupt the counting of the 30 days.

- 32. At-Risk Prevention Programs and Services.⁶** Out of funds appropriated above in Strategy C.1.4, Other At-Risk Prevention Programs, at the Department of Family and Protective Services (DFPS), and Strategy P.1.4, Other At-Risk Prevention Programs, at the Health and Human Services Commission (HHSC), DFPS and HHSC shall allocate for the biennium \$3,050,000 in All Funds for competitive grant(s) to be awarded to one or more established statewide networks of community-based prevention programs that provide evidence-based programs delivered by trained full-time staff, and address conditions resulting in negative outcomes for children and youth. Any grantee selected to deliver these services must provide dollar-for-dollar matching funds. All other funding appropriated in DFPS Strategy C.1.4, Other At-Risk Prevention Programs, and HHSC Strategy P.1.4, Other At-Risk Prevention Programs, shall be used for child abuse and neglect

DEPARTMENT OF FAMILY AND PROTECTIVE SERVICES

(Continued)

prevention programs in accordance with the strategic plan developed by DFPS under Section 265.005 of the Family Code and HHSC under Section 137.005 of the Human Resources Code.

- 33. Reporting Requirement on Child Removals by Race and Ethnic Group.** The Department of Family and Protective Services (DFPS) shall report, by October 1 of each year, to the House Appropriations Committee, the Senate Finance Committee, the Legislative Budget Board, and the Governor, the number of children removed from their homes by child protective services and the number of children investigated, by race and ethnic group, in the seven largest urban regions of the state identified by DFPS during the preceding fiscal year.
- 34. Appropriation of Unexpended Balances for Prevention Programs.**⁶ Notwithstanding any other provisions of this act, all unexpended balances appropriated above for the Department of Family and Protective Services (DFPS) Strategies in Goal C, Prevention Programs, for the fiscal year ending August 31, 2024, are appropriated for the same purposes to the Health and Human Services Commission (HHSC) Strategies in Goal P, Family Support Services, for the fiscal year beginning September 1, 2024. DFPS and HHSC shall notify the Legislative Budget Board and the Governor as to why the appropriations were unexpended, and how they will be used, prior to budgeting and expending the balances.
- 35. Community-based Care Oversight Staff.** Included in amounts appropriated above for the Department of Family and Protective Services in Strategies B.1.1, CPS Direct Delivery Staff, E.1.2, Other Support Services, E.1.3, Regional Administration, and G.1.1, Office of Community-based Care Transition, is \$10,836,191 in All Funds (\$8,695,819 in General Revenue) in fiscal year 2024 and \$11,812,181 in All Funds (\$9,593,908 in General Revenue) in fiscal year 2025 and included in the "Number of Full-time Equivalents" (FTEs) is 128.0 FTEs in each fiscal year, for case management oversight staff in Regions 2, 3W, 1, 8B, 3E, 9, 4, 5, 8A, 6A, 6B, and 10; a background check unit; and information technology technical support staff to assist in the oversight of Community-based Care.
- 36. Federal Funds Maximization.**⁹ The Department of Family and Protective Services (DFPS) shall submit progress reports related to the agency's efforts to maximize federal funds, including identifying the strategies DFPS has implemented and any successes and challenges in maximizing funding. DFPS shall also report how the agency can maximize federal funds by program and funding source. Progress reports shall be submitted by September 1 and March 1 of each year to the Legislative Budget Board and the Governor.

In addition, within 90 days of the end of each fiscal quarter, DFPS shall submit a report related to the use of Title IV-E federal funding and state funding utilized for children in conservatorship of the state placed in a congregate care setting. The report shall include the total number of children in congregate care, the subtotal of children broken down by level of care, and total funding by method of finance. The reports shall be submitted to the Legislative Budget Board, the Governor, the House Committee on Appropriations, the Senate Committee on Finance, the House Committee on Human Services, the Senate Committee on Health and Human Services, and any standing committee Joint Legislative Oversight Committees, as appropriate.

- 37. Volunteer Mentor Coordination and Access.** Included in amounts appropriated above is an estimated \$150,000 in Appropriated Receipts and 1.0 FTE for the 2024-25 biennium in Strategy B.1.1, CPS Direct Delivery Staff, for the Volunteer Mentor Coordination and Access program. Appropriations are contingent on the Department of Family and Protective Services (DFPS) receiving gifts, grants, and donations pursuant to Article IX, Section 8.01, of this Act.

To the extent allowed by federal and state law, DFPS shall use appropriations referenced above to maintain a coordinated and comprehensive strategy for engaging and collaborating with faith and community based partners providing mentoring and support services to youth in the foster care system. This strategy shall include a full-time equivalent position acting as a volunteer service liaison and single point of contact for public and community partners providing mentoring services, shall ensure established mentor relationships are supported and sustained regardless of the placement of a child within the foster care system (including but not limited to those in juvenile detention, psychiatric hospitals and emergency shelters), and shall liaison with agency initiatives combating human trafficking.

- 38. Community-based Care Stage III Incentives and Payments.**

(a) Out of the funds appropriated above in Strategy B.1.9, Foster Care Payments, and in accordance with Texas Family Code Section 264.155 (6)(B), the Department of Family and

DEPARTMENT OF FAMILY AND PROTECTIVE SERVICES

(Continued)

Protective Services (DFPS) is authorized in Stage III of the Community-Based Care (CBC) model to expend General Revenue Funds to make financial incentive payments to Single Source Continuum Contractors (SSCCs) exceeding performance measures established in the SSCC contract. Any incentives will be limited to the General Revenue portion of savings in foster care payments achieved by the SSCCs.

- (b) DFPS is appropriated in Strategy B.1.9, Foster Care Payments, any revenue from financial penalties collected from SSCCs in accordance with Texas Family Code Section 264.155(6)(A) for failure to meet specified performance outcomes. Penalties collected are limited to use in Strategy B.1.9, Foster Care Payments.

- 39. Conservatorship Caseload per Worker.** It is the intent of the legislature to use funds appropriated above in Strategy B.1.1, CPS Direct Delivery Staff, on conservatorship caseworkers to achieve a conservatorship caseload of no more than 14.5 children per worker.

DFPS shall submit within 30 days of the end of each fiscal quarter, the conservatorship caseload per worker ratio as well as information on the steps the agency is taking towards achieving the target if the number of children per worker is above the target. The report shall be submitted to the Legislative Budget Board, the Governor, the House Committee on Appropriations, the Senate Committee on Finance, the House Committee on Human Services, the Senate Committee on Health and Human Services, and any standing Joint Legislative Oversight Committees, as appropriate.

- 40. Curriculum for Parental Engagement and Family Preservation.**⁶ Out of funds appropriated above in Strategy C.1.4, Other At-Risk Prevention Program, the Department of Family and Protective Services shall allocate \$325,000 in General Revenue in fiscal year 2024 for a contract with a nonprofit organization with expertise in providing curriculum-based fatherhood and parental engagement services to support family preservation, at-risk families, and reunification services. Funding shall be used for personnel, training, advertising, recruitment, and other necessary costs associated with statewide expansion.

- 41. Business Process Redesign.** Out of funds appropriated above in Strategy B.1.1, CPS Direct Delivery Staff, the Department of Family and Protective Services (DFPS) shall contract with a third-party entity to evaluate and recommend how the agency can improve its child protective investigations process. The review of its investigations process should include, but not limited to, how DFPS can maximize its staffing capacity, ensure consistency in its investigations across the state and over time, collect and report all necessary documentation, and improve the quality of its investigation processes. DFPS shall submit a report to the Legislative Budget Board and the Governor of its finding, recommendations, and status of implementing recommendations by December 31, 2024.

- 42. Long-Term Youth and Family Support.**⁶ Out of funds appropriated above in Strategy C.1.4, Other At-Risk Prevention Programs, the Department of Family and Protective Services shall allocate \$1,500,000 in General Revenue in fiscal year 2024 to continue the program aimed at improving outcomes for children at highest risk of re-entering the child protective services system, and expand the program into at least two additional areas of the state and provide each program funding for, model support, including, but not limited to, training and technical assistance. The program shall:

- (a) be evidence-based or incorporate promising practices;
- (b) be implemented in a county with a population over 800,000; and
- (c) aim to reduce the child's interaction with the juvenile justice system, reduce teen pregnancy and increase graduation rates over the span of the child's youth.

- 43. Family First Transition Act Funding.** Out of funds appropriated above, the Department of Family and Protective Services (DFPS) is appropriated \$20,000,000 in the Family First Transition Act federal funds for the following purposes:

- (a) \$15,000,000 to continue funding pilot programs to serve children in the home pursuant to House Bill 3041, Eighty-seventh Legislature, Regular Session. DFPS shall develop additional criteria to ensure children that could enter conservatorship, or children of families struggling with significant issues that impact family stability and child safety, can be referred to the pilot program;

DEPARTMENT OF FAMILY AND PROTECTIVE SERVICES

(Continued)

- (b) \$5,000,000 to continue funding the Qualified Residential Treatment Programs (QRTPs) to allow providers to meet QRTP standards under the Family First Prevention Services Act; and
- (c) All unexpended balances appropriated above for the purpose for the fiscal year ending August 31, 2024, are appropriated for the same purpose for the fiscal year beginning September 1, 2024.

44. Mental Health Team Reporting. Out of funds appropriated above, the Department of Family and Protective Services shall report, by October 1, 2024, to the House Appropriations Committee, the Senate Finance Committee, the Legislative Budget Board, and the Governor, the following regarding the dedicated Mental Health Services Team:

- (a) the activities of the Mental Health Team, including how the team coordinated care for children and youth in conservatorship;
- (b) recommendations on how to improve mental health services for children and youth in conservatorship; and
- (c) the effectiveness of STAR Health, including recommendations on how to improve STAR Health services for children and youth in conservatorship.

45. Report on Provider Admission Data. Providers receiving foster care reimbursement payments for children in conservatorship of the Department of Family and Protective Services (DFPS) shall submit a quarterly report to DFPS that includes the number of children referred by DFPS or a Single Source Continuum Contractor (SSCC), the percentage of referrals that resulted in admission, the percentage of referrals that did not result in an admission - broken out by the various reasons for the denial, and, for children that were admitted, the average length of time of placement.

DFPS shall collect and analyze the data and report by September 30 of each fiscal year to the Senate Finance Committee, the House Committee on Appropriations, the Legislative Budget Board, and the Governor the providers collective efforts to improve the overall percentage of admissions and placement stability for children in the system.

46. Contingent Appropriation: Prevention and Early Intervention.⁶ Appropriations above in Goal C, Prevention Programs, include \$32,601,027 in General Revenue, \$12,588 in Federal Funds and 16.5 FTEs in fiscal year 2024 contingent upon enactment of Senate Bill 24 or similar legislation relating to the powers and duties of the Health and Human Services Commission and the transfer to the commission of certain powers and duties from the Department of Family and Protective Services by the Eighty-eighth Legislature, Regular Session, 2023.

47. Case Management System Transition.¹⁰

- (a) Out of funds appropriated above, the Department of Family and Protective Services will engage in activities to transition the current Information Management Protecting Adults and Children in Texas (IMPACT) system to a new system that is efficient, secure, and interoperable.
- (b) The agency shall manage and conduct planning activities to include strategic planning, solicitation development, research and analysis, business process evaluation, and readiness assessments.
- (c) The agency shall submit a plan to the Legislative Budget Board, House Committee on Appropriations, the Senate Committee on Finance, the House Committee on Human Services, the Senate Committee on Health and Human Services, and any standing Joint Legislative Oversight Committees as appropriate no later than December 1, 2024. The plan must address the timeline and funding required to complete the new system.

48. Children's Safe Harbor Facility.¹ Out of funds appropriated above, the Department of Family and Protective Services (DFPS) is appropriated \$5,000,000 in General Revenue Funds for fiscal year 2024 to provide funding assistance related to the Children's Safe Harbor Facility. Any unexpended balances of these funds remaining as of August 31, 2024, are appropriated to DFPS for the same purpose for the fiscal year beginning September 1, 2024.

DEPARTMENT OF FAMILY AND PROTECTIVE SERVICES

(Continued)

- 49. Contingency for House Bill 730.**² Contingent on enactment of House Bill 730, or similar legislation relating to policies and procedures regarding certain suits affecting the parent-child relationship, investigations by the Department of Family and Protective Services, and parental child safety placements, by the Eighty-eighth Legislature, Regular Session, the Department of Family and Protective Services is appropriated \$1,641,770 from General Revenue Funds and \$150,700 from Federal Funds for fiscal year 2024 and \$693,783 from General Revenue Funds and \$68,020 from Federal Funds for fiscal year 2025 and the “Number of Full-time Equivalents” is increased by 7.0 each fiscal year to implement the provisions of the legislation. Capital budget authority is increased by \$1,062,207 for fiscal year 2024 and \$54,225 for fiscal year 2025.
- 50. Contingency for House Bill 3765.**³ Contingent on enactment of House Bill 3765, or similar legislation relating to the establishment of a supply of luggage by the Department of Family and Protective Services for the transport of the personal belongings of a foster child, by the Eighty-eighth Legislature, Regular Session, the Department of Family and Protective Services is appropriated \$337,500 for fiscal year 2024 from General Revenue Funds and \$337,500 for fiscal year 2025 from General Revenue Funds to implement the provisions of the legislation.
- 51. Contingency for Senate Bill 24.**⁶ Contingent on enactment of Senate Bill 24, or similar legislation relating to the powers and duties of the Health and Human Services Commission and the transfer to the commission of certain powers and duties from the Department of Family and Protective Services, by the Eighty-eighth Legislature, Regular Session, 2023, the following adjustments are included in amounts appropriated above to implement the provisions of the legislation:
- (a) The Department of Family and Protective Services (DFPS) is appropriated \$3,630,975 from General Revenue Funds for fiscal year 2024 and \$900,661 from General Revenue Funds for fiscal year 2025 in Strategy E.1.4, IT Program Support, for one-time costs;
 - (b) Capital budget authority for DFPS is increased by \$3,630,975 for fiscal year 2024 and \$900,661 for fiscal year 2025 for one-time costs;
 - (c) The Health and Human Services Commission (HHSC) is appropriated \$451,519 from General Revenue Funds for fiscal year 2024 and \$932,664 from General Revenue Funds for fiscal year 2025 in Strategy D.1.14, Primary Health & Specialty Care Adm, for one-time costs;
 - (d) HHSC is appropriated \$1,184,858 from General Revenue Funds and \$301,790 from Federal Funds for fiscal year 2024 and \$1,145,042 from General Revenue Funds and \$291,647 from Federal Funds for fiscal year 2025 in Strategy L.1.1, HHS System Supports, for one-time costs;
 - (e) HHSC is appropriated \$4,923,962 from General Revenue Funds and \$980,584 from Federal Funds for fiscal year 2024 and \$4,170,698 from General Revenue Funds and \$841,934 from Federal Funds for fiscal year 2025 in Strategy L.1.2, IT Oversight & Program Support, for onetime costs;
 - (f) HHSC is appropriated \$1,808,158 from General Revenue Funds and \$454,728 from Federal Funds for fiscal year 2024 and \$1,724,798 from General Revenue Funds and \$433,998 from Federal Funds for fiscal year 2025 in Strategy L.2.1, Central Program Support, for one-time costs;
 - (g) Capital budget authority for HHSC is increased by \$5,290,846 for fiscal year 2024 and \$4,437,391 for fiscal year 2025 for one-time costs;
 - (h) The “Number of Full-Time Equivalents” for HHSC is increased by 43.8 in fiscal year 2024 and 43.8 in fiscal year 2025 for one-time costs; and
 - (i) All powers, duties, functions, programs, employees, administrative support services, contracts, property, records, and other resources necessary to comply with the provisions of the legislation are transferred from DFPS to HHSC on September 1, 2024.

This includes all funding, corresponding full-time equivalents, and performance measures in DFPS Goal C, Prevention Programs, and the Chief Well-Being Officer in DFPS Strategy E.1.1, Central Administration, excluding the Runaway Youth Hotline.

DEPARTMENT OF FAMILY AND PROTECTIVE SERVICES
(Continued)

- (j) Funding and corresponding full-time equivalents for the Runaway Youth Hotline at DFPS are transferred from DFPS Goal C, Prevention Programs, to DFPS Strategy A.1.1, Statewide Intake Services, on September 1, 2024.

¹ Incorporates Article IX, Section 17.33, of this Act, resulting in increases of \$5,000,000 out of General Revenue Funds in fiscal year 2024.

² Incorporates Article IX, Section 18.10, of this Act, due to enactment of HB 730, 88th Legislature, Regular Session, relating to policies and procedures regarding certain suits affecting the parent-child relationship investigations, resulting in increases of \$1,641,770 in FY 2024 and \$693,783 in FY 2025 out of General Revenue Funds and increases of \$150,700 in FY 2024 and \$68,020 in FY 2025 out of Federal Funds, affecting several strategies. In addition, incorporates 7.0 FTEs in FY 2024 and 7.0 FTEs in FY 2025. Capital Budget is adjusted accordingly.

³ Incorporates Article IX, Section 18.30, of this Act, due to enactment of HB 3756, 88th Legislature, Regular Session, relating to the establishment of a supply of luggage, resulting in increases of \$337,500 out of General Revenue Funds each fiscal year of the biennium.

⁴ Incorporates Article IX, Section 18.39, of this Act, due to enactment of SB 24, 88th Legislature, Regular Session, relating to the powers and duties of the Health and Human Services Commission and the transfer to the commission of certain powers and duties from the Department of Family and Protective Services, resulting in the reallocation of \$840,225 in FY 2025 out of General Revenue Funds and 10.6 FTEs in FY 2025 from Strategies C.1.4, and C.1.6, to Strategy A.1.1, for the Runaway Youth Hotline.

⁵ Modified to reflect technical correction to reallocate \$211,580 in FY 2024 and \$240,905 in FY 2025 out of General Revenue Funds and \$8,443 in FY 2024 and \$10,709 in FY 2025 out of Federal Funds from Strategies B.1.2 and E.1.1 to Strategy C.1.6.

⁶ Incorporates Rider 46 and Article IX, Section 18.39, of this Act, due to enactment of SB 24, 88th Legislature, Regular Session, relating to the powers and duties of the Health and Human Services Commission and the transfer to the commission of certain powers and duties from the Department of Family and Protective Services, resulting in increases of \$3,630,975 in FY 2024 out of General Revenue Funds, in decreases of \$97,952,452 in FY 2025 out of General Revenue Funds, \$4,285,000 in FY 2025 out of General Revenue-Dedicated Funds, and \$49,522,244 in FY 2025 out of Federal Funds, affecting several strategies and including Supplemental Appropriations Made in Rider. In addition, incorporates decreases of 76.7 FTEs in FY 2025. Performance measures and the Capital Budget are adjusted accordingly.

⁷ Modified to reflect technical correction to align strategy funding to Rider 42, Long-Term Youth and Family Support.

⁸ Modified to reflect technical correction to increase the number of FTEs by 132.2 in FY 2024 and 46.0 in FY 2025 in Strategy B.1.1 to align with funding decisions.

⁹ Modified to reflect technical correction to reflect the adopted due date of the reporting requirement in Rider 36, Federal Funds Maximization.

¹⁰ Incorporates Article IX, Section 17.27, of this Act. The appropriation or change directed by this provision has been incorporated in the applicable bill pattern of the agency or institution.

DEPARTMENT OF STATE HEALTH SERVICES

	For the Years Ending	
	August 31, 2024	August 31, 2025
	<u>2024</u>	<u>2025</u>
Method of Financing:		
<u>General Revenue Fund</u>		
General Revenue Fund ¹	\$ 252,676,691	\$ 272,598,200
GR Match for Medicaid Account No. 758	2,657,624	2,657,624
GR for Maternal and Child Health Block Grant Account No. 8003	19,429,609	19,429,609
GR for HIV Services Account No. 8005	<u>53,232,092</u>	<u>53,232,092</u>
Subtotal, General Revenue Fund	\$ 327,996,016	\$ 347,917,525
<u>General Revenue Fund - Dedicated</u>		
Vital Statistics Account No. 019	\$ 10,633,140	\$ 8,287,267
Texas Department of Insurance Operating Fund Account No. 036	6,362,349	6,485,658
Hospital Licensing Account No. 129	1,202,733	1,246,949
Food and Drug Fee Account No. 341	3,464,423	2,516,081
Bureau of Emergency Management Account No. 512	3,147,363	2,720,770
Public Health Services Fee Account No. 524	21,169,170	21,781,908
Commission on State Emergency Communications Account No. 5007	1,757,950	1,757,950
Asbestos Removal Licensure Account No. 5017	3,119,761	3,257,454

DEPARTMENT OF STATE HEALTH SERVICES
(Continued)

Workplace Chemicals List Account No. 5020	67,328	67,328
Certificate of Mammography Systems Account No. 5021	1,208,556	1,250,509
Oyster Sales Account No. 5022	145,880	170,044
Food and Drug Registration Account No. 5024	9,583,125	9,051,301
Permanent Hospital Fund for Capital Improvements and the Texas Center for Infectious Disease Account No. 5048	883,000	883,000
EMS, Trauma Facilities, Trauma Care Systems Account No. 5108	3,486,485	3,489,181
Trauma Facility and EMS Account No. 5111	96,043,482	98,146,695
Childhood Immunization Account No. 5125	<u>46,000</u>	<u>46,000</u>
 Subtotal, General Revenue Fund - Dedicated	 \$ 162,320,745	 \$ 161,158,095
 <u>Federal Funds</u>		
Coronavirus Relief Fund	\$ 282,173,369	\$ 62,055,542
Federal Funds	<u>320,909,560</u>	<u>323,322,372</u>
 Subtotal, Federal Funds	 \$ 603,082,929	 \$ 385,377,914
 <u>Other Funds</u>		
Appropriated Receipts	\$ 19,389,025	\$ 19,389,025
State Chest Hospital Fees and Receipts Account No. 707	356,110	356,110
Public Health Medicaid Reimbursements Account No. 709	44,678,540	44,678,540
Interagency Contracts	40,580,624	40,580,624
License Plate Trust Fund Account No. 0802, estimated	356,000	356,000
HIV Vendor Drug Rebates Account No. 8149	<u>27,708,878</u>	<u>19,720,975</u>
 Subtotal, Other Funds	 <u>\$ 133,069,177</u>	 <u>\$ 125,081,274</u>
 Total, Method of Financing	 <u>\$ 1,226,468,867</u>	 <u>\$ 1,019,534,808</u>
 Other Direct and Indirect Costs Appropriated Elsewhere in this Act	 \$ 4,161,353	 \$ 4,347,884
 This bill pattern represents an estimated 100% of this agency's estimated total available funds for the biennium.		
 Number of Full-Time-Equivalents (FTE):²	 3,376.2	 3,392.2
 Schedule of Exempt Positions:		
Commissioner, Group 8	\$271,083	\$271,083
 Items of Appropriation:		
A. Goal: PREPAREDNESS AND PREVENTION Preparedness and Prevention Services.		
A.1.1. Strategy: PUBLIC HEALTH PREP. & COORD. SVCS	\$ 123,420,804	\$ 111,704,026
Public Health Preparedness and Coordinated Services.		
A.1.2. Strategy: VITAL STATISTICS	25,521,489	22,911,566
A.1.3. Strategy: HEALTH REGISTRIES	17,524,498	17,524,497
A.1.4. Strategy: BORDER HEALTH AND COLONIAS	2,332,732	2,332,732
A.1.5. Strategy: HEALTH DATA AND STATISTICS	5,692,892	5,692,892
A.2.1. Strategy: IMMUNIZE CHILDREN & ADULTS IN TEXAS Immunize Children and Adults in Texas.	97,620,419	83,072,870
A.2.2. Strategy: HIV/STD PREVENTION¹	257,701,068	249,613,164
A.2.3. Strategy: INFECTIOUS DISEASE PREV/EPI/SURV Infectious Disease Prevention, Epidemiology and Surveillance.	218,982,697	42,286,317
A.2.4. Strategy: TB SURVEILLANCE & PREVENTION TB Surveillance and Prevention.	32,213,314	32,213,314
A.2.5. Strategy: TX CENTER FOR INFECTIOUS DISEASE Texas Center for Infectious Disease (TCID).	19,653,404	17,380,873
A.3.1. Strategy: CHRONIC DISEASE PREVENTION Health Promotion & Chronic Disease Prevention.	16,200,024	16,200,024
A.3.2. Strategy: REDUCE USE OF TOBACCO PRODUCTS Reducing the Use of Tobacco Products Statewide.	9,015,317	9,015,317

DEPARTMENT OF STATE HEALTH SERVICES
(Continued)

A.4.1. Strategy: LABORATORY SERVICES	66,186,330	66,186,328
Total, Goal A: PREPAREDNESS AND PREVENTION	\$ 892,064,988	\$ 676,133,920
B. Goal: COMMUNITY HEALTH SERVICES		
B.1.1. Strategy: MATERNAL AND CHILD HEALTH	\$ 58,985,600	\$ 63,108,040
B.1.2. Strategy: CHILDREN WITH SPECIAL NEEDS Children with Special Health Care Needs.	11,191,940	11,191,940
B.2.1. Strategy: EMS AND TRAUMA CARE SYSTEMS	111,922,537	113,818,878
B.2.2. Strategy: TEXAS PRIMARY CARE OFFICE	<u>838,983</u>	<u>838,983</u>
Total, Goal B: COMMUNITY HEALTH SERVICES	\$ 182,939,060	\$ 188,957,841
C. Goal: CONSUMER PROTECTION SERVICES		
C.1.1. Strategy: FOOD (MEAT) AND DRUG SAFETY	\$ 31,502,348	\$ 29,636,950
C.1.2. Strategy: ENVIRONMENTAL HEALTH	6,805,443	6,667,277
C.1.3. Strategy: RADIATION CONTROL	9,135,178	9,023,933
C.1.4. Strategy: TEXAS.GOV Texas.Gov. Estimated and Nontransferable.	<u>706,128</u>	<u>706,128</u>
Total, Goal C: CONSUMER PROTECTION SERVICES	\$ 48,149,097	\$ 46,034,288
D. Goal: AGENCY WIDE IT PROJECTS Agency Wide Information Technology Projects.		
D.1.1. Strategy: AGENCY WIDE IT PROJECTS Agency Wide Information Technology Projects.	\$ 40,601,243	\$ 33,924,343
E. Goal: INDIRECT ADMINISTRATION		
E.1.1. Strategy: CENTRAL ADMINISTRATION	\$ 21,757,123	\$ 21,757,123
E.1.2. Strategy: IT PROGRAM SUPPORT Information Technology Program Support.	25,075,166	24,813,003
E.1.3. Strategy: OTHER SUPPORT SERVICES	2,696,768	2,696,768
E.1.4. Strategy: REGIONAL ADMINISTRATION	<u>1,342,915</u>	<u>1,342,915</u>
Total, Goal E: INDIRECT ADMINISTRATION	\$ 50,871,972	\$ 50,609,809
F. Goal: SALARY ADJUSTMENTS		
F.1.1. Strategy: SALARY ADJUSTMENTS	<u>\$ 11,842,507</u>	<u>\$ 23,874,607</u>
Grand Total, DEPARTMENT OF STATE HEALTH SERVICES	<u>\$ 1,226,468,867</u>	<u>\$ 1,019,534,808</u>
Object-of-Expense Informational Listing:		
Salaries and Wages	\$ 233,145,032	\$ 233,329,872
Other Personnel Costs	8,728,048	8,252,859
Professional Fees and Services	206,045,821	114,313,023
Fuels and Lubricants	204,231	211,153
Consumable Supplies	2,214,962	2,398,867
Utilities	2,740,136	2,682,219
Travel	4,109,980	4,390,020
Rent - Building	3,984,514	2,164,800
Rent - Machine and Other	4,345,938	4,441,725
Other Operating Expense	423,693,126	332,925,348
Client Services	11,874,398	11,874,398
Food for Persons - Wards of State	389,852	389,852
Grants	318,493,890	297,736,434
Capital Expenditures	<u>6,498,939</u>	<u>4,424,238</u>
Total, Object-of-Expense Informational Listing	<u>\$ 1,226,468,867</u>	<u>\$ 1,019,534,808</u>
Estimated Allocations for Employee Benefits and Debt Service Appropriations Made Elsewhere in this Act:		
<u>Employee Benefits</u>		
Retirement	\$ 18,239,585	\$ 18,501,255
Group Insurance	60,587,057	61,161,271
Social Security	15,400,976	15,572,733
Benefits Replacement	<u>111,156</u>	<u>88,813</u>
Total, Estimated Allocations for Employee Benefits and Debt Service Appropriations Made Elsewhere in this Act	<u>\$ 94,338,774</u>	<u>\$ 95,324,072</u>

DEPARTMENT OF STATE HEALTH SERVICES
(Continued)

1. Performance Measure Targets. The following is a listing of the key performance target levels for the Department of State Health Services. It is the intent of the Legislature that appropriations made by this Act be utilized in the most efficient and effective manner possible to achieve the intended mission of the Department of State Health Services. In order to achieve the objectives and service standards established by this Act, the Department of State Health Services shall make every effort to attain the following designated key performance target levels associated with each item of appropriation.

	<u>2024</u>	<u>2025</u>
A. Goal: PREPAREDNESS AND PREVENTION		
Outcome (Results/Impact):		
Percentage of Key Staff Prepared to Respond During Public Health Disaster Response Drills	95%	95%
Vaccination Coverage Levels among Children at Age 24 Months	68%	69%
Incidence Rate of TB Per 100,000 Texas Residents	3.3	3.3
Prevalence of Tobacco and E-Cigarette Use among Middle and High School Youth Statewide	10.2%	10.2%
Prevalence of Tobacco and E-Cigarette Use among Adult Texans	20.66%	20.66%
A.1.2. Strategy: VITAL STATISTICS		
Efficiencies:		
Average Number of Days to Certify or Verify Vital Statistics Records	11	11
A.2.1. Strategy: IMMUNIZE CHILDREN & ADULTS IN TEXAS		
Output (Volume):		
Number of Vaccine Doses Administered to Children	15,481,365	15,481,365
Explanatory:		
Dollar Value (in Millions) of Vaccine Provided by the Federal Government	530.7	546.6
A.2.2. Strategy: HIV/STD PREVENTION		
Output (Volume):		
Number of Persons Served by the HIV Medication Program	23,170	23,786
A.2.3. Strategy: INFECTIOUS DISEASE PREV/EPI/SURV		
Output (Volume):		
Number of Communicable Disease Investigations Conducted	350,000	350,000
The Number of Healthcare Facilities Enrolled in Texas Health Care Safety Network	4,000	4,000
A.2.4. Strategy: TB SURVEILLANCE & PREVENTION		
Output (Volume):		
Number of Tuberculosis Disease Investigations Conducted	7,226	7,226
A.2.5. Strategy: TX CENTER FOR INFECTIOUS DISEASE		
Output (Volume):		
Number of Inpatient Days, Texas Center for Infectious Disease	11,000	11,000
A.4.1. Strategy: LABORATORY SERVICES		
Output (Volume):		
Percentage of Initial Newborn Screening Specimen Results Reported within 7 Days of Birth	85%	85%
B. Goal: COMMUNITY HEALTH SERVICES		
Outcome (Results/Impact):		
Number of Infant Deaths Per Thousand Live Births (Infant Mortality Rate)	5.13	5.05
Percentage of Low Birth Weight Births	8.36%	8.36%
B.2.1. Strategy: EMS AND TRAUMA CARE SYSTEMS		
Output (Volume):		
Number of Emergency Health Care Providers (EMS Firms, Hospitals, RACS) Assisted through EMS/Trauma System Funding Programs	2,400	2,400
Number of EMS Personnel Licensed, Permitted, Certified, and Registered	22,000	22,000
Explanatory:		
Number of Trauma Facilities	299	299
Number of Stroke Facilities	175	175
Number of Hospitals with Maternal Care Designation	223	223
Number of Hospitals with Neonatal Care Designation	224	224
C. Goal: CONSUMER PROTECTION SERVICES		
Outcome (Results/Impact):		
Percentage of Licenses Issued within Regulatory Timeframe	99%	99%
C.1.1. Strategy: FOOD (MEAT) AND DRUG SAFETY		
Efficiencies:		
Average Cost Per Surveillance Activity - Food/Meat and Drug Safety	160	160

DEPARTMENT OF STATE HEALTH SERVICES
(Continued)

C.1.2. Strategy: ENVIRONMENTAL HEALTH

Efficiencies:

Average Cost Per Surveillance Activity - Environmental Health	450	450
---	-----	-----

C.1.3. Strategy: RADIATION CONTROL

Efficiencies:

Average Cost Per Surveillance Activity - Radiation Control	550	550
--	-----	-----

2. Capital Budget. None of the funds appropriated above may be expended for capital budget items except as listed below. The amounts shown below shall be expended only for the purposes shown and are not available for expenditure for other purposes. Amounts appropriated above and identified in this provision as appropriations either for "Lease Payments to the Master Lease Purchase Program" or for items with an "(MLPP)" notation shall be expended only for the purpose of making lease-purchase payments to the Texas Public Finance Authority pursuant to the provisions of Government Code Section 1232.103.

	2024	2025
a. Repair or Rehabilitation of Buildings and Facilities		
(1) DSHS Repair and Renovation	\$ 100,000	\$ UB
(2) Laboratory Repair and Renovation	100,000	200,000
(3) TCID Repair and Renovation	2,044,000	714,000
(4) VSS Repair and Renovation	1,000,000	UB
Total, Repair or Rehabilitation of Buildings and Facilities	\$ 3,244,000	\$ 914,000
b. Acquisition of Information Resource Technologies		
(1) Enhance Registries - THISIS	\$ 4,195,083	\$ UB
(2) IT Accessibility	1,079,943	1,079,943
(3) Seat Management	2,748,061	2,748,061
(4) Texas STHARRS Enhancements	1,866,742	1,333,385
(5) TXEVER Order Fulfillment Enhancements	2,750,000	250,000
(6) ImmTrac2 Modernization	6,373,417	UB
(7) Maternal Health Quality Improvement System	425,850	4,600,466
(8) Maternal Mortality Review Information Application Replacement	2,565,788	2,315,788
Total, Acquisition of Information Resource Technologies	\$ 22,004,884	\$ 12,327,643
c. Acquisition of Capital Equipment and Items		
(1) DSHS Miscellaneous Equipment	\$ 40,000	\$ 40,000
(2) Miscellaneous Lab Equipment	2,831,201	974,000
(3) Texas Vaccine For Children (TVFC) Data Loggers	0	100,000
(4) TCID Equipment	975,000	UB
Total, Acquisition of Capital Equipment and Items	\$ 3,846,201	\$ 1,114,000
d. Data Center/Shared Technology Services		
(1) Data Center Consolidation	\$ 37,684,877	\$ 31,007,977
e. Cybersecurity		
(1) Cybersecurity	\$ 830,998	\$ 830,998
(2) IT Security	3,542,350	3,524,571
Total, Cybersecurity	\$ 4,373,348	\$ 4,355,569
Total, Capital Budget	\$ 71,153,310	\$ 49,719,189
Method of Financing (Capital Budget):		
General Revenue Fund		
General Revenue Fund	\$ 39,805,727	\$ 40,211,940

DEPARTMENT OF STATE HEALTH SERVICES
(Continued)

GR for HIV Services Account No. 8005	3,237,711	3,237,711
Subtotal, General Revenue Fund	\$ 43,043,438	\$ 43,449,651
<u>General Revenue Fund - Dedicated</u>		
Vital Statistics Account No. 019	\$ 32,025	\$ 32,025
Food and Drug Fee Account No. 341	4,802	4,802
Public Health Services Fee Account No. 524	236,252	236,252
Asbestos Removal Licensure Account No. 5017	107,751	107,751
Food and Drug Registration Account No. 5024	176,248	76,248
Subtotal, General Revenue Fund - Dedicated	\$ 557,078	\$ 457,078
<u>Federal Funds</u>		
Coronavirus Relief Fund	\$ 17,274,576	\$ 0
Federal Funds	2,517,228	2,617,232
Subtotal, Federal Funds	\$ 19,791,804	\$ 2,617,232
<u>Other Funds</u>		
Appropriated Receipts	\$ 4,194,549	\$ 694,549
Public Health Medicaid Reimbursements Account No. 709	1,694,405	1,162,000
Interagency Contracts	5,294	5,294
HIV Vendor Drug Rebates Account No. 8149	1,866,742	1,333,385
Subtotal, Other Funds	\$ 7,760,990	\$ 3,195,228
Total, Method of Financing	\$ 71,153,310	\$ 49,719,189

3. Appropriations Limited to Revenue Collections. Fees, fines, and other miscellaneous revenues as authorized and generated by the Department of State Health Services (DSHS) shall cover, at a minimum, the cost of the appropriations made for the programs listed in the table below, as well as the "other direct and indirect costs" associated with these programs, appropriated elsewhere in this Act. "Other direct and indirect costs" for these programs are estimated to be \$4,161,353 for fiscal year 2024 and \$4,347,884 for fiscal year 2025.

- (a) This requirement shall apply to revenues generated in the following strategies and deposited under the following revenue codes or account numbers.

Strategy	Revenue Code or Account
C.1.1. Food (Meat) & Drug Safety	Fees deposited into General Revenue to support C.1.1, Food (Meat) and Drug Safety, including fees deposited under the following Revenue Codes: 3142 (Food Service Worker Training); 3180 (Health Regulation Fees, for Tattoo/Body Piercing Studios); 3400 (Business Fees-Agriculture, for Milk Products); 3414 (Agriculture Inspection Fees, for Meat or Meat Products); 3554 (Food and Drug Fees, for Frozen Dessert Manufacture).
C.1.2. Environmental Health	Fees deposited into General Revenue to support C.1.2, Environmental Health, including fees deposited under the following Revenue Codes: 3123 (Volatile Chemical Sales Permit); 3180 (Health Regulation Fees, for Lead-Based Paint Certification Program); 3555 (Hazardous Substance Manufacture); and 3573 (Health Licenses for Camps, for Youth).
C.1.3. Radiation Control	Fees deposited into General Revenue to support C.1.3, Radiation Control, including fees deposited under the following Revenue Codes: 3589 (Radioactive Materials and Devices for Equipment Regulation).

DEPARTMENT OF STATE HEALTH SERVICES

(Continued)

(b) Appropriations made to DSHS in this Act are contingent upon DSHS assessing fees sufficient to generate revenue to cover the General Revenue appropriations for the programs listed under Subsection a above as well as the related "other direct and indirect costs." In the event that actual and/or projected revenue collections are insufficient to offset the costs identified by this provision, the Legislative Budget Board may direct the Comptroller of Public Accounts to reduce the appropriation authority provided above to be within the amount of revenue expected to be available.

4. Immunization of Employees. Monies appropriated above to the Department of State Health Services may be expended for any immunization which is required of employees at risk in the performance of their duties.

5. Texas.Gov Authority Appropriation.

(a) The Department of State Health Services (DSHS) is authorized in accordance with Section 2054.252 of the Government Code to increase the occupational license, permit, and registration fees imposed on licensees by an amount sufficient to cover the cost of the subscription fee charged by the Texas.Gov Authority.

(b) Amounts appropriated above to DSHS include \$706,128 in each fiscal year in revenue collected for license and certification fees in Strategy C.1.4, Texas.Gov, for the purpose of paying Texas.Gov subscription fees.

(c) In the event that actual and/or projected revenue collections from fee increases to cover the cost of Texas.Gov subscription fees are insufficient to offset the costs identified above, the Comptroller is directed to reduce the appropriation authority provided by this Act to DSHS to be within the amount of fee revenue expected to be available.

(d) For new licensing applications, DSHS is appropriated the additional revenue generated from occupational license, permit, or registration fees in excess of the Comptroller's biennial revenue estimate for the 2024-25 biennium for the sole purpose of payment to the Texas.Gov Authority contractor of subscription fees for implementing and maintaining electronic services for the department. DSHS, upon completion of necessary actions to access or increase fees, shall furnish an annual schedule of the number of license issuances or renewals and associated annual fee total, and any other supporting documentation to the Comptroller and the Legislative Budget Board. If the Comptroller finds the information sufficient to support the projection of increased revenues, a notification letter will be issued and the contingent appropriation made available for the intended purposes.

(e) DSHS shall notify the Legislative Budget Board and the Comptroller of Public Accounts in writing upon receiving an exemption from participating in Texas.Gov. Within 45 days of receiving an exemption, DSHS shall provide the Legislative Budget Board and the Comptroller with a report of the effective date, the reason for exemption, and all estimated expenditures for Texas.Gov costs in the fiscal year in which the exemption is made.

6. Collection of Emergency Room Data. Out of funds appropriated in Strategy A.1.5, Health Data and Statistics, the Department of State Health Services (DSHS) shall collect emergency room data as set forth in Chapter 108 of the Health and Safety Code. DSHS shall use the data to measure and report potentially preventable emergency room visits, including potentially preventable mental health and substance abuse emergency room visits. DSHS shall submit the results of their findings to the Legislative Budget Board, Governor, Chairs of the Committees in each House with jurisdiction over public health issues, and the Statewide Behavioral Health Coordinating Council on a biennial basis on or before December 31 of each odd-numbered year.

7. Appropriation: Contingent Revenue. The Department of State Health Services (DSHS) is appropriated for the purposes identified below any additional revenue generated by DSHS above the amounts identified in fiscal year 2024 or fiscal year 2025 in the Comptroller of Public Account's Biennial Revenue Estimate (BRE) for each of the accounts or revenue object identified below. An appropriation from an account or revenue object shall be made available to DSHS once certified by a Comptroller's finding of fact that the amount in the BRE for the account or revenue object for the given fiscal year has been exceeded. An appropriation is limited to revenue generated in fiscal year 2024 or fiscal year 2025 and does not include any balances that have accrued in the account or revenue object code.

DEPARTMENT OF STATE HEALTH SERVICES
(Continued)

By March 1st of each year, DSHS may notify the Comptroller of Public Accounts, the Legislative Budget Board, and the Governor of the amount that DSHS projects will be received in excess of the amounts contained in the BRE for each of the accounts listed below, along with sufficient information to reflect how the estimate was determined. If the Comptroller finds the information sufficient to support the projection of additional revenue, a finding of fact to that effect shall be issued to reflect the additional revenue available for each account.

- (a) Account No. 341, Food and Drug Retail Fees, for restaurant inspections.
- (b) Revenue Object 3175, Account No. 5017, Asbestos Removal Licensure, for asbestos inspections and regulatory activities.
- (c) Account No. 5021, Certification of Mammography Systems, for the purpose of certification of mammography facilities.
- (d) Account No. 5024, Food and Drug Registration Fees, for food and drug inspections.
- (e) Account No. 5022, Oyster Sales, for oyster plant inspections.
- (f) Revenue Object 3589 in the General Revenue Fund for Radiation Control regulatory activities.
- (g) Revenue Objects 3123, 3555, and 3573 in the General Revenue Fund for environmental regulation.
- (h) Account No. 19, Vital Statistics, for processing birth and death certificates and other vital records.
- (i) Account No. 512, Bureau of Emergency Management, for licensing Emergency Medical Services personnel and providers.
- (j) Account No. 524, Public Health Services Fee, for Laboratory activities.

8. Estimated Appropriations: Perpetual Care Account. In the event of an incident involving the release of or abandonment of radioactive material and/or contaminated facilities in Texas under the jurisdiction of the Department of State Health Services (DSHS) or the abandonment of mammography films by a facility registered by DSHS and after receiving the written approval of the Legislative Budget Board (LBB) and the Governor and DSHS notifying the Comptroller of Public Accounts, DSHS is appropriated any revenues from DSHS licensees, including the proceeds of securities and interest earned, deposited to the credit of the General Revenue-Dedicated Perpetual Care Account No. 5096, pursuant to Health and Safety Code Section 401.305 (b) and Section 401.301 (d) during the biennium beginning September 1, 2023, (estimated to be \$8,515,616). Amounts that exceed \$100,000 are subject to the prior written approval of the LBB and the Governor. Transfers below these thresholds require written notification to the LBB and Governor within 30 days and a report on transfers of all amounts should be submitted to the LBB annually. Upon approval or notification, DSHS shall coordinate with the Comptroller of Public Accounts.

Any unexpended balances from amounts approved by the LBB and the Governor remaining as of August 31, 2023, is appropriated to the agency for the fiscal year beginning September 1, 2023, for the same purpose, subject to the department notifying the Comptroller of Public Accounts, the Legislative Budget Board and the Governor in writing at least 30 days prior to budgeting and expending these balances.

The funds shall be used in Strategy C.1.3, Radiation Control, to mitigate radioactive contamination or abandoned radioactive sources resulting from activities of a DSHS licensee or unlicensed entity or a mammography registrant as provided in the Health and Safety Code, Section 401.305 (c) - (d), and pursuant to a memorandum of understanding with the Texas Commission on Environmental Quality relating to the regulations for the control of radiation as applicable.

DEPARTMENT OF STATE HEALTH SERVICES
(Continued)

9. Limitation: Transfer Authority.

- (a) **Notification Regarding Transfers.** Authority provided in Article IX, Section 14.01, Appropriation Transfers, is contingent upon a written notification from Department of State Health Services (DSHS) to the Legislative Budget Board and the Governor at least 30 days prior to the transfer, which includes the following information:
- (1) a detailed explanation of the purpose(s) of the transfer and whether the expenditure will be one-time or ongoing;
 - (2) the name of the originating and receiving strategies and the method of financing and FTEs for each strategy by fiscal year;
 - (3) an estimate of performance levels and, where relevant, a comparison to targets included in this Act for both the originating and the receiving strategies; and
 - (4) the capital budget impact.
- (b) **Cash Management.** Notwithstanding the above limitations, DSHS may temporarily utilize funds for cash flow purposes. All funding used in this manner shall be promptly returned to the originating strategy on or before August 31, 2025. This authorization is subject to limitations established by the Comptroller of Public Accounts.

The Comptroller of Public Accounts shall not allow the transfer of funds authorized by any of the above subsections if the Legislative Budget Board provides notification to the Comptroller of Public Accounts that the requirements of this provision have not been satisfied.

In the case of disaster or other emergency, this provision is superseded by the emergency-related transfer authority in Article IX of this Act.

10. Other Reporting Requirements.

- (a) **Monthly Financial Reports.** The Department of State Health Services (DSHS) shall submit the following information to the Legislative Budget Board and the Governor, and make available to the public, no later than 30 calendar days after the close of each month:
- (1) Information on appropriated, budgeted, expended, and projected funds, by strategy and method of finance.
 - (2) Narrative explanations of significant budget adjustments, ongoing budget issues, and others as appropriate.
 - (3) Collections, expenditures, and balances for revenues generated by the department as of the last day of the prior month.
 - (4) Capital budget items, including increases to existing projects and creation of new projects.
 - (5) Any other information requested by the Legislative Budget Board or the Governor.

The monthly financial reports shall be prepared in a format specified by the Legislative Budget Board.

- (b) **Fees.** DSHS shall review all of the fee schedules within its authority on an annual basis and update to cover direct and indirect costs of program operations. DSHS shall provide a fee report to the Legislative Budget Board and the Governor no later than January 1 of each year of the biennium. The report should include any fee adjustments, rationale and methodology for the change, revenue estimates by each fiscal year, details and justification for direct and indirect costs.

11. Reimbursement of Advisory Committee Members. Pursuant to Government Code Section 2110.004, or the statute authorizing the specific committee for those committees not subject to Government Code Section 2110.004, reimbursement of expenses for advisory committee members, out of funds appropriated above not to exceed \$221,800 per fiscal year, is limited to the following advisory committees: Medical Advisory Board, State Child Fatality Review Team

DEPARTMENT OF STATE HEALTH SERVICES
(Continued)

Committee, Stock Epinephrine Advisory Committee, Texas Radiation Advisory Board, Preparedness Coordinating Council, Governor's Emergency Medical Services and Trauma Advisory Council, Statewide Health Coordinating Council, Texas Council on Alzheimer's Disease and Related Disorders, Texas Council on Cardiovascular Disease and Stroke, Texas Diabetes Council, State Preventative Health Advisory Committee, and Sickle Cell Task Force.

Pursuant to Government Code Section 2110.004, or the statute authorizing the specific committee for those committees not subject to Government Code Section 2110.004, reimbursement of expenses for advisory committee members, out of funds appropriated above, is limited to any advisory committee member who represents either the general public or consumer on the following advisory committees: Texas HIV Medication Advisory Committee, Promotora Community Health Worker Training and Certification Committee, School Health Advisory Committee, and Newborn Screening Advisory Committee.

To the maximum extent possible, the Department of State Health Services shall encourage the use of videoconferencing and teleconferencing and shall schedule meetings and locations to facilitate the travel of participants so that they may return the same day and reduce the need to reimburse members for overnight stays.

- 12. Nuisance Surveys for the Economically Distressed Areas Program.** The Texas Commission on Environmental Quality (TCEQ) and the Water Development Board (WDB) shall reimburse the Department of State Health Services (DSHS) for costs incurred by the agency in conducting nuisance surveys for applicants for financial assistance through the Economically Distressed Areas program administered by the WDB. TCEQ and WDB shall each reimburse such costs through Interagency Contracts with DSHS in an amount not to exceed a total of \$125,000 per agency for the biennium.
- 13. School Cafeteria Inspections.** Amounts appropriated above to the Department of State Health Services in Strategy C.1.1, Food (Meat) and Drug Safety, include fee revenue (General Revenue) estimated to be \$350,000 in each fiscal year from school districts for the purpose of conducting inspections of school cafeterias to achieve compliance with federal regulations issued pursuant to Section 402 of Public Law 296, 124 Stat. 3259 (Healthy, Hunger-Free Kids Act of 2010).
- 14. Tobacco Prevention Funding.** Out of funds appropriated above in Strategy A.3.2, Reduce Use of Tobacco Products, funds provided for activities targeting prevention of youth experimentation with nicotine-containing products shall only be expended on evidence-based and promising practices.
- 15. Emerging and Neglected Tropical Diseases Sentinel Surveillance.** Out of funds appropriated above in Strategy A.2.3, Infectious Disease Prevention, Epidemiology, and Surveillance, the Department of State Health Services shall allocate \$300,000 in General Revenue in each fiscal year to operate a sentinel surveillance program to monitor emerging and neglected tropical diseases, as outlined in Health and Safety Code, Chapter 100.
- 16. Texas Center for Infectious Disease Services and Billing.** The Department of State Health Services shall pursue reimbursement, in cases where funding is available, from county governments for tuberculosis services provided to new county indigent patients served at the Texas Center for Infectious Disease.
- 17. Continuity of Public Health Services.** The Department of State Health Services (DSHS) shall ensure continuity of public health services provided in all strategies in Goal A, Preparedness and Prevention Services, Goal B, Community Health Services, and Goal C, Consumer Protection Services. Should the agency determine costs associated with ensuring continuity of public health services would exceed appropriations, DSHS shall utilize Rider 9, Limitation: Transfer Authority, to transfer funds within the agency or coordinate with the Executive Commissioner of the Health and Human Services Commission to utilize Special Provisions Section 6, Limitations on Transfer Authority, to transfer funds from health and human services agencies listed in Article II of this Act.
- 18. HIV Vendor Drug Rebates.** Included in amounts appropriated above in Strategy A.2.2, HIV/STD Prevention, is all rebate revenue earned via the HIV Medication Program and deposited under the Comptroller's Revenue Object Code No. 3552, estimated to be \$19,720,975 in HIV Vendor Drug Rebates Account No. 8149 (Other Funds) each fiscal year of the biennium to administer the HIV/STD program in accordance with the applicable federal law.

DEPARTMENT OF STATE HEALTH SERVICES
(Continued)

Any unexpended and unobligated balances remaining as of August 31, 2023, in HIV Vendor Drug Rebates Account No. 8149 (Other Funds), are appropriated for the fiscal year beginning September 1, 2023, for the same purpose.

Any unexpended balances remaining from amounts appropriated in HIV Vendor Drug Rebates Account No. 8149 (Other Funds) in this rider as of August 31, 2024, are appropriated for the fiscal year beginning September 1, 2024, for the same purpose.

For expenditures which may be funded with rebates, General Revenue Funds, or General Revenue-Dedicated Funds, rebates should be expended first to the extent possible while ensuring the Maintenance of Effort is met with General Revenue expenditures.

No later than November 1 of each fiscal year, DSHS shall report to the Legislative Budget Board the amount of unexpended balances of rebate revenue from the previous fiscal year and the agency's planned use of these balances.

- 19. Permanent Hospital Fund.** Included in amounts appropriated above, in Strategy A.2.5, TX Center for Infectious Disease, is an estimated \$883,000 in fiscal year 2024 and \$883,000 in fiscal year 2025 in General Revenue - Dedicated Permanent Hospital Fund for Capital Improvements and the Texas Center for Infectious Disease Account No. 5048 from the available earnings of the fund for the purpose of implementing Government Code Section 403.1066.

In no event may administrative costs exceed 3 percent of the appropriations from General Revenue - Dedicated Permanent Hospital Fund for Capital Improvements and the Texas Center for Infectious Disease Account No. 5048.

Available earnings in excess of the amounts estimated above are appropriated to the Department of State Health Services (DSHS). In the event that amounts available for distribution or investment returns are less than the amounts estimated above, this Act may not be construed as appropriating funds to make up the difference.

Any unexpended balances remaining as of August 31, 2024, from the appropriations made by this Rider are appropriated for the fiscal year beginning September 1, 2024, for the same purpose, subject to DSHS notifying the Legislative Budget Board and the Governor in writing at least 30 days prior to budgeting and expending these balances.

- 20. Contingency for Behavioral Health Funds.** Notwithstanding appropriation authority granted above, the Comptroller of Public Accounts shall not allow the expenditure of General Revenue-Related Funds at the Department of State Health Services in Strategies A.1.1, Public Health Preparedness and Coordinated Services; A.1.5, Health Data and Statistics; A.2.2, HIV/STD Prevention; A.2.5, TX Center for Infectious Disease; and B.1.1, Maternal and Child Health; in fiscal year 2024 or 2025, as identified in Article IX, Section 10.04, Statewide Behavioral Health Strategic Plan and Coordinated Expenditures, if the Legislative Budget Board provides notification to the Comptroller of Public Accounts that the agency's planned expenditure of those funds in fiscal year 2024 or fiscal year 2025 does not satisfy the requirements of Article IX, Section 10.04, Statewide Behavioral Health Strategic Plan and Coordinated Expenditures.

- 21. Maternal Mortality and Morbidity.** Amounts appropriated above to the Department of State Health Services (DSHS) in Strategy B.1.1, Maternal and Child Health, include \$3,500,000 in All Funds and 8.0 FTEs in each fiscal year for the following items:

- (a) to implement and operate maternal safety initiatives statewide;
- (b) to develop and establish a high-risk maternal care coordination services pilot for women of childbearing age, which may include the following:
 - (1) Conducting a statewide assessment of training courses;
 - (2) Studying existing models of high-risk maternal care coordination services;
 - (3) Identifying, adapting, or creating a risk assessment tool to identify pregnant women who are at a higher risk for poor pregnancy, birth, or postpartum outcomes and train providers on use of the risk assessment tools; and

DEPARTMENT OF STATE HEALTH SERVICES
(Continued)

- (4) Creating educational materials for promotoras or community health workers; and
- (c) to increase public awareness and prevention activities related to maternal mortality and morbidity.

Additionally, out of funds appropriated above, DSHS in coordination with the Maternal Mortality and Morbidity Review Committee shall annually collect information relating to postpartum depression screening and treatment under state health programs administered by the Health and Human Services Commission, including Medicaid and Healthy Texas Women.

- 22. Adult Safety Net Program.** Out of the funds appropriated above in Strategy A.2.1, Immunize Children and Adults in Texas, the Department of State Health Services (DSHS) may make available adult safety net vaccines to local health departments to immunize Medicare-D patients whose insurance does not cover the vaccine at the time of presentation at the local health department. DSHS may only make vaccines available if doing so will not result in need for additional funding or a reduction in vaccines provided to the uninsured adult population. To the extent possible, vaccines provided to Medicare-D patients shall be targeted to lower income persons.
- 23. Transfer from the Cancer Prevention and Research Institute of Texas for the Cancer Registry.** Out of funds appropriated elsewhere in this Act to the Cancer Prevention and Research Institute of Texas (CPRIT) is \$3,118,032 out of General Obligation Bond Proceeds each fiscal year of the biennium which shall be transferred from CPRIT to the Department of State Health Services in Strategy A.1.3, Health Registries, for administration of the Cancer Registry in accordance with the Texas Constitution, Article III, Section 67 and Health and Safety Code, Chapter 102. The amount above includes an estimated \$386,166 in fringe benefits each fiscal year.
- 24. Federally Funded Capital Projects.** Notwithstanding the limitations in Article IX, Section 14.03, Transfers - Capital Budget, the Department of State Health Services is authorized to transfer from a non-capital budget item to an existing capital budget item or a new capital budget item not present in the agency's bill pattern contingent upon:
- (a) implementation of a new, unanticipated project that is 100 percent federally funded; or
 - (b) the unanticipated expansion of an existing project that is 100 percent federally funded; and
 - (c) providing prior written notification to the State Auditor's Office, the Comptroller of Public Accounts, the Legislative Budget Board, and the Governor.
- 25. Texas HIV Medication Program.** It is the intent of the Legislature that the Department of State Health Services (DSHS) maximize appropriations to the Texas HIV Medication Program by:
- (a) applying for the maximum supplemental award for HIV Care Formula Grants each year; and
 - (b) implementing the cost containment measures outlined in 25 Texas Administrative Code Section 98.115 as needed.

DSHS shall notify providers and other relevant stakeholders at least 60 days before implementing any cost containment measures for the Texas HIV Medication Program.

26. Emergency Medical Task Force.

- (a) Out of the amounts appropriated above in Strategy A.1.1, Public Health Preparedness and Coordinated Services, the Department of State Health Services (DSHS) shall provide \$1,000,000 in each fiscal year of the biennium out of General Revenue Funds to fund ongoing programs, exercises, and readiness for the Emergency Medical Task Force (EMTF).
- (b) Out of the amounts appropriated above in Strategy A.1.1, Public Health Preparedness and Coordinated Services, DSHS shall provide \$250,000 in each fiscal year of the biennium out of General Revenue Funds to fund the management of the EMTF program.
- (c) Out of the amounts appropriated above in Strategy A.1.1, Public Health Preparedness and Coordinated Services, DSHS shall provide \$1,250,000 in each fiscal year of the biennium

DEPARTMENT OF STATE HEALTH SERVICES
(Continued)

out of General Revenue Funds for the replacement of critical emergency medical response equipment statewide, including specialized emergency medical vehicles, trailers, inflatable equipment, and durable medical equipment.

- (d) Out of the amounts appropriated above in Strategy A.1.1, Public Health Preparedness and Coordinated Services, DSHS shall utilize \$1,000,000 in General Revenue in each fiscal year of the biennium for any purpose stated above in Sections (a), (b), and (c) except for the purchase or replacement of ambulance buses (AMBUSes).

27. HIV Care Formula Grants. If the projected expenses for the HIV Care Formula Grants as included in the Monthly Financial Report required by Rider 10, Other Reporting Requirements, require the Department of State Health Services to either expend HIV Care Formula Grants in excess of the appropriated amounts or expend a portion of the upcoming year's award in the current fiscal year, DSHS shall provide the following information with their Monthly Financial Report:

- (a) the amount of the future award to be expended in the current fiscal year;
- (b) the reason for spending the funds early; and
- (c) the effect of spending the funds early on funding availability in the following fiscal year.

28. Hospital Care Information Funding. Relating to the appropriations made to the Department of State Health Services under Strategy A.1.5, Health Data and Statistics, it is the intent of the legislature that the department use excess money collected under Section 241.025(d), Health and Safety Code, to administer the department's responsibilities under Chapters 108 and 324, Health and Safety Code, and similar laws that require the department to provide information related to hospital care to the public.

29. Report on Federal Public Health Funding to Local Health Entities. The Department of State Health Services (DSHS) shall produce a biannual report on the allocation of federal public health funding received from the Centers for Disease Control and Prevention. The first report shall include federal public health funding allocated from January 1, 2022, to August 31, 2023, to state programs and local health entities. The report shall be provided to the Governor, Lieutenant Governor, Speaker of the House, Chair of the House and Senate Finance Committees, Chair of the House Public Health Committee, and Chair of the Senate Health and Human Services Committee by October 1, 2023. DSHS shall provide updated reports including six additional months of federal public health funding every subsequent six months.

30. Unexpended Balance Authority: Texas Center for Nursing Workforce Studies Funding. Funds appropriated above in Strategy A.1.5, Health Data and Statistics, include an interagency contract with the Board of Nursing in the amount of \$739,550 in the state fiscal year ending on August 31, 2024, and \$750,550 in the state fiscal year ending on August 31, 2025, to provide funding for the Texas Center for Nursing Workforce Studies and to support the grant program to reduce workplace violence against nurses.

Any unexpended balances of these funds for the state fiscal year ending August 31, 2024, are appropriated to the Department of State Health Services for the same purposes for the fiscal year beginning September 1, 2024.

31. Alzheimer's Disease Program. Out of the amounts appropriated above in Strategy A.3.1, Chronic Disease Prevention, the Department of State Health Services (DSHS) shall expend \$2,750,000 in General Revenue in each fiscal year on the Alzheimer's Disease Program. The Alzheimer's Disease Program shall:

- (a) Include a public awareness component for healthcare professionals to highlight the importance of early detection and diagnosis of Alzheimer's disease and related dementias;
- (b) Assist in fulfilling the responsibility of DSHS to develop and implement a State Plan on Alzheimer's Disease, as required by Health and Safety Code Section 99A.001;
- (c) Coordinate with other state agencies, institutions of higher education, and other stakeholders on implementation of the State Plan on Alzheimer's Disease;

DEPARTMENT OF STATE HEALTH SERVICES
(Continued)

- (d) Operate a competitive grants program to provide support to qualified local and regional entities providing direct caregiver support and promoting the early detection and diagnosis of Alzheimer's disease and related dementias. The agency may contract with another state agency or institution of higher education to operate the grant program;
- (e) Study and recommend the inclusion of appropriate dementia-related questions in the Behavioral Risk Factor Surveillance System; and
- (f) Implement other initiatives related to caregiver support and the promotion of early detection and diagnosis of Alzheimer's disease and related dementias.

The Alzheimer's Disease program is provided an additional 1.0 FTE to manage various program initiatives and coordinate efforts with other state agencies related to Alzheimer's disease and other dementias.

- 32. Hemp Regulation.** Included in amounts appropriated above, in Strategy C.1.1, Food (Meat) and Drug Safety, is an estimated \$894,227 in each fiscal year from Revenue Object 3554 in the General Revenue Fund for Consumable Hemp Products for the purposes of implementing Chapter 443 of the Health and Safety Code.

Additional revenue from Revenue Object 3554 in the General Revenue Fund for Consumable Hemp Products in excess of the amounts appropriated above (estimated to be \$0) is appropriated to the Department of State Health Services (DSHS) for the same purpose up to an additional \$411,344 each fiscal year. For each additional \$68,556 in revenue above appropriations, the DSHS Full Time Equivalent (FTE) cap may be increased by 1.0 FTEs in the fiscal year in which the additional revenue is collected, up to an additional 6.0 FTEs.

- 33. Department of State Health Services and Department of Information Resources: Vital Statistics Revenue.** It is the intent of the Legislature that the Department of Information Resources (DIR) and the Department of State Health Services (DSHS) enter into an agreement to share the customer fee for vital statistics services deposited to General Revenue-Dedicated Fund 19, Vital Statistics Account.

DSHS shall submit a report to the Legislative Budget Board on the allocation of additional revenue in the Vital Statistics program that occurred in the 2024-25 biennium as a result of implementing the agreement between DIR and DSHS by December 1, 2024. The report shall include monthly revenue amounts and salary increases, operating costs, and any other expenditures or obligations as a result of the increase in revenue provided in General Revenue-Dedicated Fund 19 because of implementation of the agreement between DIR and DSHS.

- 34. Emergency Preparedness/Patient Communication and Logistics Platform.** Included in the amounts appropriated above in Strategy A.1.1, Public Health Preparedness and Coordinated Services, the Department of State Health Services is appropriated \$2,400,000 in General Revenue in each fiscal year of the biennium to maintain existing patient transfer portal technology.

It is the intent of the Legislature that the Department of State Health Services shall implement a pilot program at two Regional Advisory Councils (RACs) to coordinate and track regional private, community, state-operated, and state-contracted inpatient mental health bed capacity utilizing patient transfer portal technology. The RACs shall collaborate with local mental health authorities, local behavioral health authorities, and the Health and Human Services Commission to coordinate and track inpatient mental health bed capacity.

- 35. Strategic National Stockpile for Health Emergency Preparedness and Response.** Out of the amounts appropriated above to the Department of State Health Services and to the extent federal funding is available for that purpose, the department, in coordination with the Task Force on Infectious Disease Preparedness and Response created under Subchapter J, Chapter 81, Health and Safety Code, may prepare and submit to the United States Department of Health and Human Services an application for a grant award under Section 319F-2, Public Health Service Act (42 U.S.C. Section 247d-6b), to establish, expand, or maintain a stockpile of appropriate medicines, medical devices, protective equipment, and other supplies determined necessary by this state to respond to a disaster declared by the governor or public health disaster or emergency declared by the commissioner of state health services under state law or a major disaster or emergency declared by the President of the United States under federal law.

DEPARTMENT OF STATE HEALTH SERVICES

(Continued)

36. HIV Medication Cabenuva. It is the intent of the Legislature that to the extent federal funding is available, the Department of State Health Services shall utilize existing or future federal funding to purchase Cabenuva (HIV long-acting treatment), or any other similar HIV long-acting treatment medication, for Texas HIV Medication Program (THMP) participants for inclusion in the THMP formulary.

37. Maternal Health Quality Improvement System and Maternal Mortality Review Information Application (MMRIA) Replacement. Included in the amounts appropriated above in Strategy B.1.1, Maternal and Child Health, is the following:

- (a) \$425,850 in General Revenue in fiscal year 2024 and \$4,600,466 in General Revenue in fiscal year 2025 for a Maternal Health Quality Improvement System to obtain faster hospital discharge data, provide more comprehensive data analysis, and to attain more timely and usable data metrics; and
- (b) \$2,968,140 in General Revenue in fiscal year 2024 and \$2,915,963 in General Revenue in fiscal year 2025 to develop and maintain a state-based replacement for the Maternal Mortality Review Information Application (MMRIA) to support the Maternal Mortality and Morbidity Review Committee. The state-based replacement application would facilitate case abstraction, case review, data entry, and documentation. It is the intent of the Legislature that the state-based replacement system would fully replace utilization of MMRIA by the Department of State Health Services and its implementation is intended to preclude the acceptance of federal funding for use of MMRIA or any similar federal application.

38. Federal Funds Reporting Requirement.

- (a) Included in amounts appropriated above are the following amounts in each fiscal year:
 - (1) \$37,815,773 in Public Health Emergency Preparedness federal funds in Strategy A.1.1, Public Health Preparedness and Coordinated Services;
 - (2) \$15,313,776 in Bioterrorism Hospital Preparedness Program federal funds in Strategy A.1.1, Public Health Preparedness and Coordinated Services; and
 - (3) \$22,011,636 in Immunization Grants federal funds in Strategy A.2.1, Immunize Children and Adults in Texas.
- (b) If the projected expenses as included in the Monthly Financial Report required by Rider 10, Other Reporting Requirements, for the awards identified in Subsection (a) differ from the appropriated amounts in a fiscal year by more than \$1,000,000, the Department of State Health Services shall provide the following information with the Monthly Financial Report:
 - (1) why the amounts identified are unable to be expended or why additional funds are available to be expended;
 - (2) an explanation of which programs funded by the awards will be impacted and any effect on performance measures;
 - (3) the award amount received in the current and previous award year; and
 - (4) if applicable, the amount of the award that will be carried forward to the following year.

39. Rio Grande Valley Facilities and Services. All unexpended and unobligated balances remaining as of the effective date of this Act from the appropriations made by Section 16, Chapter 10 (Senate Bill 8), Acts of the Eighty-seventh Legislature, Third Called Session, 2021 (the Supplemental Appropriations Act) and unexpended balances from Senate Bill 30, Eighty-eighth Legislature, Regular Session, 2023, from American Rescue Plan Act (ARPA) funds or other appropriated funds to the Department of State Health Services for the purpose of upgrading existing laboratory facilities and infrastructure are hereby appropriated to the department for the purpose of contracting with a healthcare entity located in the Rio Grande Valley designated as a level 1 trauma facility on or before January 1, 2022, for the construction of facilities and related infrastructure in Starr County for: research facilities; laboratory facilities; graduate medical education programs, including clinic and teaching space; medical clinics; and multispecialty clinic services.

DEPARTMENT OF STATE HEALTH SERVICES
(Continued)

40. COVID-19 Vaccinations. None of the General Revenue funds appropriated to the Department of State Health Services (DSHS) may be used for the purpose of promoting or advertising COVID-19 vaccinations in the 2024-25 biennium. It is also the intent of the legislature that to the extent allowed by federal law, any federal funds allocated to DSHS shall be expended for activities other than promoting or advertising COVID-19 vaccinations.

41. HIV and Sexually Transmitted Disease Testing Pilot Program.¹ Included in amounts appropriated above, the Department of State Health Services (DSHS) is appropriated \$100,000 in General Revenue in fiscal year 2024 for the one-time purpose of developing a comprehensive pilot program in Cameron, Harris, Hidalgo, and Travis counties to outsource HIV/STD testing programs for the county health departments and to allow for utilization of alternative HIV/STD testing options, while maintaining applicable Medicaid reimbursements.

DSHS, in consultation with stakeholders, shall submit a report with the results of the HIV and Sexually Transmitted Disease Testing Pilot program to the Legislature and the Governor no later than November 1, 2025.

¹ Incorporates Article IX, Section 17.28, of this Act, relating to an HIV and sexually transmitted disease testing pilot program, resulting in an increase of \$100,000 in FY 2024 out of General Revenue Funds.

² Incorporates the enactment of SB 30, 88th Legislature, Regular Session, relating to making supplemental appropriations and reductions in appropriations and giving direction and adjustment authority regarding appropriations, resulting in an increase of 4.0 FTEs to support the Federally Qualified Health Center Incubator Program.

HEALTH AND HUMAN SERVICES COMMISSION¹

	For the Years Ending	
	August 31, 2024	August 31, 2025
Method of Financing:		
<u>General Revenue Fund</u>		
General Revenue Fund ^{2, 3, 4, 5, 6, 7, 8, 9, 10, 11, 12}	\$ 2,818,110,834	\$ 2,786,198,592
Medicaid Program Income Account No. 705	649,920,000	289,512,000
Vendor Drug Rebates—Medicaid Account No. 706	849,148,706	807,950,799
GR Match for Medicaid Account No. 758 ^{6, 9, 10, 13}	12,905,277,156	13,009,022,024
Premium Co-Payments, Low Income Children Account No. 3643	3,815,020	4,666,672
GR for Maternal and Child Health Block Grant Account No. 8003	20,806,646	20,806,646
GR Match for Federal Funds (Older Americans Act) Account No. 8004	4,256,020	4,256,020
GR Match for Title XXI (CHIP) Account No. 8010	9,533,397	9,520,506
GR Match for SNAP Administration Account No. 8014	166,507,690	166,164,013
Tobacco Settlement Receipts Match for Medicaid Account No. 8024	148,000,000	148,000,000
Tobacco Settlement Receipts Match for CHIP Account No. 8025 ¹³	185,705,788	237,148,319
GR Certified as Match for Medicaid Account No. 8032	282,844,381	283,739,902
Vendor Drug Rebates—Public Health Account No. 8046	6,048,000	6,048,000
Experience Rebates—CHIP Account No. 8054	21,272,000	8,442,000
Vendor Drug Rebates—CHIP Account No. 8070	7,892,077	8,568,762
Cost Sharing - Medicaid Clients Account No. 8075	135,251	134,476
Vendor Drug Rebates—Supplemental Rebates Account No. 8081	56,102,166	53,379,765
General Revenue for ECI Account No. 8086	51,320,902	54,899,550
Medicare Giveback Provision Account No. 8092	612,017,146	683,877,329
Subtotal, General Revenue Fund	\$ 18,798,713,180	\$ 18,582,335,375
<u>General Revenue Fund - Dedicated</u>		
Hospital Licensing Account No. 129	\$ 2,730,218	\$ 2,745,052
Texas Capital Trust Fund Account No. 543	289,802	289,802
Sexual Assault Program Account No. 5010	5,000,000	5,000,000
Home Health Services Account No. 5018	15,264,354	15,526,915
State Owned Multicategorical Teaching Hospital Account No. 5049	439,443	439,443
Quality Assurance Account No. 5080	60,032,000	60,032,000
Child Abuse and Neglect Prevention Operating Account No. 5084 ⁹	0	4,285,000
Medicaid Estate Recovery Account No. 5109	1,721,768	1,721,768
Subtotal, General Revenue Fund - Dedicated	\$ 85,477,585	\$ 90,039,980
<u>Federal Funds</u>		
Coronavirus Relief Fund ⁹	\$ 339,990,967	\$ 126,437,183
Federal American Recovery and Reinvestment Fund Account No. 369	4,154,167	4,154,167
Federal Funds ^{6, 9, 10, 13}	26,969,035,007	26,667,299,330
Subtotal, Federal Funds	\$ 27,313,180,141	\$ 26,797,890,680
<u>Other Funds</u>		
Freestanding Emergency Medical Care Facility Licensing Fund Account No. 373	\$ 1,183,160	\$ 1,205,459
Appropriated Receipts ⁷	142,403,458	67,642,074
State Chest Hospital Fees and Receipts Account No. 707	325,610	325,610
Public Health Medicaid Reimbursements Account No. 709	69,245,724	69,245,724
Interagency Contracts	291,960,469	288,642,671
License Plate Trust Fund Account No. 0802, estimated	26,500	26,500
Interagency Contracts - Transfer from Foundation School Fund No. 193	16,498,102	16,498,102
MH Collections for Patient Support and Maintenance Account No. 8031	1,935,722	1,935,722
MH Appropriated Receipts Account No. 8033	10,906,440	10,906,440
Medicaid Subrogation Receipts (State Share) Account No. 8044	100,000,000	100,000,000
Universal Services Fund Reimbursements Account No. 8051	988,248	988,248
Subrogation Receipts Account No. 8052	5,000	5,000
Appropriated Receipts - Match for Medicaid Account No. 8062	26,346,119	26,632,766
ID Collections for Patient Support and Maintenance Account No. 8095	24,031,820	24,031,820
ID Appropriated Receipts Account No. 8096	634,054	634,054

HEALTH AND HUMAN SERVICES COMMISSION
(Continued)

ID Revolving Fund Receipts Account No. 8098	80,779	80,779
WIC Rebates Account No. 8148	<u>224,959,011</u>	<u>224,959,011</u>
Subtotal, Other Funds	<u>\$ 911,530,216</u>	<u>\$ 833,759,980</u>
Total, Method of Financing	<u>\$ 47,108,901,122</u>	<u>\$ 46,304,026,015</u>
Other Direct and Indirect Costs Appropriated Elsewhere in this Act	\$ 4,866,673	\$ 5,049,830
This bill pattern represents an estimated 62.1% of this agency's estimated total available funds for the biennium.		
Number of Full-Time-Equivalents (FTE):^{6, 7, 8, 9, 10}	38,698.0	38,791.4
Schedule of Exempt Positions:		
Executive Commissioner, Group 9	\$317,754	\$345,250
Texas Civil Commitment Office Executive Director, Group 7	240,000	240,000
Items of Appropriation:		
A. Goal: MEDICAID CLIENT SERVICES		
Medicaid.		
A.1.1. Strategy: AGED AND MEDICARE-RELATED Aged and Medicare-related Eligibility Group.	\$ 6,217,596,601	\$ 6,395,277,268
A.1.2. Strategy: DISABILITY-RELATED Disability-Related Eligibility Group.	8,352,955,248	8,355,474,654
A.1.3. Strategy: PREGNANT WOMEN Pregnant Women Eligibility Group.	1,238,189,738	1,124,111,626
A.1.4. Strategy: OTHER ADULTS Other Adults Eligibility Group.	859,101,846	757,876,929
A.1.5. Strategy: CHILDREN¹³ Children Eligibility Group.	8,292,634,929	7,490,497,868
A.1.6. Strategy: MEDICAID PRESCRIPTION DRUGS	4,241,163,622	4,014,215,932
A.1.7. Strategy: HEALTH STEPS (EPSDT) DENTAL	1,269,615,983	1,133,428,358
A.1.8. Strategy: MEDICAL TRANSPORTATION	163,863,257	144,944,852
A.2.1. Strategy: COMMUNITY ATTENDANT SERVICES	1,186,014,957	1,215,706,595
A.2.2. Strategy: PRIMARY HOME CARE	25,848,491	26,537,931
A.2.3. Strategy: DAY ACTIVITY & HEALTH SERVICES Day Activity and Health Services (DAHS).	6,803,142	7,568,557
A.2.4. Strategy: NURSING FACILITY PAYMENTS	377,121,110	387,724,478
A.2.5. Strategy: MEDICARE SKILLED NURSING FACILITY	39,613,759	39,483,587
A.2.6. Strategy: HOSPICE	315,621,032	327,559,316
A.2.7. Strategy: INTERMEDIATE CARE FACILITIES - IID Intermediate Care Facilities - for Individuals w/ ID (ICF/IID).	239,243,593	225,617,623
A.3.1. Strategy: HOME AND COMMUNITY-BASED SERVICES Home and Community-based Services (HCS).	1,315,234,551	1,343,608,534
A.3.2. Strategy: COMMUNITY LIVING ASSISTANCE (CLASS) Community Living Assistance and Support Services (CLASS).	349,722,568	355,944,524
A.3.3. Strategy: DEAF-BLIND MULTIPLE DISABILITIES Deaf-Blind Multiple Disabilities (DBMD).	19,696,763	20,022,611
A.3.4. Strategy: TEXAS HOME LIVING WAIVER	73,161,087	77,563,796
A.3.5. Strategy: ALL-INCLUSIVE CARE - ELDERLY (PACE) Program of All-inclusive Care for the Elderly (PACE).	42,105,888	42,106,322
A.4.1. Strategy: NON-FULL BENEFIT PAYMENTS	946,385,160	940,089,910
A.4.2. Strategy: MEDICARE PAYMENTS For Clients Dually Eligible for Medicare and Medicaid.	<u>2,619,414,946</u>	<u>2,822,987,069</u>
Total, Goal A: MEDICAID CLIENT SERVICES	\$ 38,191,108,271	\$ 37,248,348,340

HEALTH AND HUMAN SERVICES COMMISSION
(Continued)

B. Goal: MEDICAID & CHIP SUPPORT

Medicaid and CHIP Contracts and Administration.

B.1.1. Strategy: MEDICAID & CHIP CONTRACTS & ADMIN^{5, 6}	\$ 709,938,705	\$ 776,807,390
Medicaid and CHIP Contracts and Administration.		

C. Goal: CHIP CLIENT SERVICES

Children's Health Insurance Program Services.

C.1.1. Strategy: CHIP¹³	\$ 793,281,185	\$ 935,361,987
CHIP, Perinatal Services, Prescription Drugs, And Dental Services.		

D. Goal: ADDITIONAL HEALTH-RELATED SERVICES

Provide Additional Health-related Services.

D.1.1. Strategy: WOMEN'S HEALTH PROGRAMS	\$ 225,628,380	\$ 221,574,070
D.1.2. Strategy: ALTERNATIVES TO ABORTION	70,000,000	70,000,000
D.1.3. Strategy: ECI SERVICES	195,440,023	201,166,548
Early Childhood Intervention Services.		
D.1.4. Strategy: ECI RESPITE	400,000	400,000
Ensure ECI Respite Services.		
D.1.5. Strategy: CHILDREN'S BLINDNESS SERVICES	5,748,136	5,748,136
D.1.6. Strategy: AUTISM PROGRAM	6,831,542	6,831,542
D.1.7. Strategy: CHILDREN WITH SPECIAL NEEDS	24,459,505	24,459,505
Children with Special Health Care Needs.		
D.1.8. Strategy: TITLE V DNTH & HLTH SVCS	6,266,158	6,266,158
Title V Dental and Health Services.		
D.1.9. Strategy: KIDNEY HEALTH CARE	15,342,022	15,342,022
D.1.10. Strategy: ADDITIONAL SPECIALTY CARE⁴	21,452,474	16,452,474
D.1.11. Strategy: COMMUNITY PRIMARY CARE SERVICES	11,912,408	11,912,408
D.1.12. Strategy: ABSTINENCE EDUCATION	6,376,760	6,376,760
D.1.13. Strategy: PRESCRIPTION DRUG SAVINGS PROGRAM	14,273,041	14,273,041
D.1.14. Strategy: PRIMARY HEALTH & SPECIALTY CARE ADM⁹	27,195,930	27,666,368
Primary Health And Specialty Care Administration.		
D.2.1. Strategy: COMMUNITY MENTAL HEALTH SVCS-ADULTS	451,244,249	451,244,249
Community Mental Health Services (MHS) for Adults.		
D.2.2. Strategy: COMMUNITY MENTAL HLTH SVCS-CHILDREN	110,629,159	110,629,159
Community Mental Health Services (MHS) for Children.		
D.2.3. Strategy: COMMUNITY MENTAL HEALTH CRISIS SVCS	168,063,047	165,563,047
Community Mental Health Crisis Services (CMHCS).		
D.2.4. Strategy: SUBSTANCE ABUSE SERVICES	276,979,144	277,091,747
Substance Abuse Prevention, Intervention, and Treatment.		
D.2.5. Strategy: BEHAVIORAL HLTH WAIVER & AMENDMENT	33,264,695	32,812,995
Behavioral Health Waiver and Plan Amendment.		
D.2.6. Strategy: COMMUNITY MENTAL HEALTH GRANT PGMS^{10, 12}	115,500,000	115,500,000
Community Mental Health Grant Programs.		
D.2.7. Strategy: COMMUNITY BEHAVIORAL HEALTH ADM¹⁰	58,028,931	64,071,906
Community Behavioral Health Administration.		
D.3.1. Strategy: INDIGENT HEALTH CARE REIMBURSEMENT	439,443	439,443
Indigent Health Care Reimbursement (UTMB).		
D.3.2. Strategy: COUNTY INDIGENT HEALTH CARE SVCS	676,309	676,309
County Indigent Health Care Services.		

Total, Goal D: ADDITIONAL HEALTH-RELATED SERVICES	\$ 1,846,151,356	\$ 1,846,497,887
--	------------------	------------------

E. Goal: ENCOURAGE SELF-SUFFICIENCY

E.1.1. Strategy: TANF (CASH ASSISTANCE) GRANTS	\$ 20,384,390	\$ 21,107,345
Temporary Assistance for Needy Families Grants.		

HEALTH AND HUMAN SERVICES COMMISSION
(Continued)

E.1.2. Strategy: PROVIDE WIC SERVICES Provide WIC Services: Benefits, Nutrition Education & Counseling.	<u>829,844,577</u>		<u>829,844,577</u>
Total, Goal E: ENCOURAGE SELF-SUFFICIENCY	\$ 850,228,967	\$	850,951,922
F. Goal: COMMUNITY & IL SVCS & COORDINATION Community & Independent Living Services & Coordination.			
F.1.1. Strategy: GUARDIANSHIP	\$ 9,302,237	\$	9,302,237
F.1.2. Strategy: NON-MEDICAID SERVICES	181,999,604		182,253,060
F.1.3. Strategy: NON-MEDICAID IDD COMMUNITY SVCS Non-Medicaid Developmental Disability Community Services.	50,789,535		50,789,535
F.2.1. Strategy: INDEPENDENT LIVING SERVICES Independent Living Services (General, Blind, and CILs).	14,553,046		14,553,046
F.2.2. Strategy: BEST PROGRAM Blindness Education, Screening and Treatment (BEST) Program.	430,000		430,000
F.2.3. Strategy: COMPREHENSIVE REHABILITATION (CRS) Provide Services to People with Spinal Cord/Traumatic Brain Injuries.	23,154,456		23,154,456
F.2.4. Strategy: DEAF AND HARD OF HEARING SERVICES Provide Services to Persons Who Are Deaf or Hard of Hearing.	4,140,361		4,140,361
F.3.1. Strategy: FAMILY VIOLENCE SERVICES	58,570,757		58,570,758
F.3.2. Strategy: CHILD ADVOCACY PROGRAMS	57,739,897		57,739,897
F.3.3. Strategy: ADDITIONAL ADVOCACY PROGRAMS	<u>25,867,739</u>		<u>25,867,739</u>
Total, Goal F: COMMUNITY & IL SVCS & COORDINATION	\$ 426,547,632	\$	426,801,089
G. Goal: FACILITIES Mental Health State Hospitals, SSLCs and Other Facilities.			
G.1.1. Strategy: STATE SUPPORTED LIVING CENTERS	\$ 793,530,359	\$	791,462,594
G.2.1. Strategy: MENTAL HEALTH STATE HOSPITALS	583,996,279		583,996,279
G.2.2. Strategy: MENTAL HEALTH COMMUNITY HOSPITALS ^{2,3}	313,846,335		311,844,218
G.3.1. Strategy: OTHER FACILITIES Other State Medical Facilities.	5,890,216		5,890,216
G.4.1. Strategy: FACILITY PROGRAM SUPPORT	14,023,745		14,023,745
G.4.2. Strategy: FACILITY CAPITAL REPAIRS & RENOV Capital Repair and Renovation at SSLCs, State Hospitals, and Other.	<u>91,588,373</u>		<u>20,739,918</u>
Total, Goal G: FACILITIES	\$ 1,802,875,307	\$	1,727,956,970
H. Goal: REGULATORY SERVICES Regulatory, Licensing and Consumer Protection Services.			
H.1.1. Strategy: FACILITY/COMMUNITY-BASED REGULATION ⁷ Health Care Facilities & Community-based Regulation.	\$ 131,196,342	\$	131,710,400
H.2.1. Strategy: CHILD CARE REGULATION ¹¹	60,957,431		58,908,159
H.3.1. Strategy: HEALTH CARE PROFESSIONALS & OTHER Credentialing/Certification of Health Care Professionals & Others.	3,427,373		3,201,926
H.4.1. Strategy: TEXAS.GOV Texas.gov. Estimated and Nontransferable.	<u>43,711</u>		<u>43,711</u>
Total, Goal H: REGULATORY SERVICES	\$ 195,624,857	\$	193,864,196
I. Goal: PGM ELG DETERMINATION & ENROLLMENT Program Eligibility Determination & Enrollment.			
I.1.1. Strategy: INTEGRATED ELIGIBILITY & ENROLLMENT Integrated Financial Eligibility and Enrollment (IEE).	\$ 744,754,506	\$	667,691,469

HEALTH AND HUMAN SERVICES COMMISSION
(Continued)

I.2.1. Strategy: LONG-TERM CARE INTAKE & ACCESS Intake, Access, and Eligibility to Services and Supports.	261,433,228	262,470,425
I.3.1. Strategy: TIERS & ELIGIBILITY SUPPORT TECH Texas Integrated Eligibility Redesign System & Supporting Tech.	112,593,157	112,459,154
I.3.2. Strategy: TIERS CAPITAL PROJECTS Texas Integrated Eligibility Redesign System Capital Projects.	<u>69,982,214</u>	<u>69,687,423</u>
Total, Goal I: PGM ELG DETERMINATION & ENROLLMENT	\$ 1,188,763,105	\$ 1,112,308,471
J. Goal: DISABILITY DETERMINATION Provide Disability Determination Services within SSA Guidelines.		
J.1.1. Strategy: DISABILITY DETERMINATION SVCS (DDS) Determine Federal SSI and SSDI Eligibility.	\$ 104,811,692	\$ 104,811,692
K. Goal: OFFICE OF INSPECTOR GENERAL		
K.1.1. Strategy: OFFICE OF INSPECTOR GENERAL ¹⁰	\$ 62,729,094	\$ 60,988,323
L. Goal: SYSTEM OVERSIGHT & PROGRAM SUPPORT HHS Enterprise Oversight and Policy.		
L.1.1. Strategy: HHS SYSTEM SUPPORTS ⁹ Enterprise Oversight and Policy.	\$ 156,198,185	\$ 146,843,935
L.1.2. Strategy: IT OVERSIGHT & PROGRAM SUPPORT ⁹ Information Technology Capital Projects Oversight & Program Support.	328,909,377	300,766,975
L.2.1. Strategy: CENTRAL PROGRAM SUPPORT ⁹	47,899,215	47,810,636
L.2.2. Strategy: REGIONAL PROGRAM SUPPORT	<u>113,036,020</u>	<u>111,069,722</u>
Total, Goal L: SYSTEM OVERSIGHT & PROGRAM SUPPORT	\$ 646,042,797	\$ 606,491,268
M. Goal: TEXAS CIVIL COMMITMENT OFFICE		
M.1.1. Strategy: TEXAS CIVIL COMMITMENT OFFICE	\$ 18,341,985	\$ 20,005,029
M.1.2. Strategy: TCCO ADMINISTRATION Texas Civil Commitment Office Administration.	<u>4,617,243</u>	<u>4,653,065</u>
Total, Goal M: TEXAS CIVIL COMMITMENT OFFICE	\$ 22,959,228	\$ 24,658,094
N. Goal: SALARY ADJUSTMENTS		
N.1.1. Strategy: SALARY ADJUSTMENTS ⁹	\$ 117,838,926	\$ 235,742,947
O. Goal: TEXAS PHARMACEUTICAL INITIATIVE		
O.1.1. Strategy: TEXAS PHARMACEUTICAL INITIATIVE	\$ 150,000,000	\$ 0
P. Goal: FAMILY SUPPORT SERVICES		
P.1.1. Strategy: FAMILY AND YOUTH SUCCESS PROGRAM ⁹ Family & Youth Success Program.	\$ 0	\$ 31,912,360
P.1.2. Strategy: CYD PROGRAM ⁹ Community Youth Development (CYD) Program.	0	11,272,558
P.1.3. Strategy: CHILD ABUSE PREVENTION GRANTS ⁹ Provide Child Abuse Prevention Grants To Community-based Organizations.	0	5,512,419
P.1.4. Strategy: OTHER AT-RISK PREVENTION PROGRAMS ⁹ Provide Funding For Other At-risk Prevention Programs.	0	43,630,771
P.1.5. Strategy: HOME VISITING PROGRAMS ⁹ Maternal And Child Home Visiting Programs.	0	49,320,740

HEALTH AND HUMAN SERVICES COMMISSION
(Continued)

P.1.6. Strategy: FAMILY SUPPORT SVCS PROGRAM
SUPPORT⁹ 0 10,786,591
Provide Program Support For Family Support
Services.

Total, Goal P: FAMILY SUPPORT SERVICES \$ 0 \$ 152,435,439

**Grand Total, HEALTH AND HUMAN SERVICES
COMMISSION** \$ 47,108,901,122 \$ 46,304,026,015

Object-of-Expense Informational Listing:

Salaries and Wages	\$ 2,163,378,010	\$ 2,285,583,968
Other Personnel Costs	66,448,066	66,591,231
Faculty Salaries (Higher Education Only)	0	3,765
Professional Fees and Services	1,499,324,998	1,520,202,757
Fuels and Lubricants	1,400,052	1,400,052
Consumable Supplies	11,061,630	11,066,353
Utilities	44,593,400	44,602,003
Travel	28,476,794	28,158,609
Rent - Building	118,826,243	120,423,470
Rent - Machine and Other	24,579,765	24,579,765
Other Operating Expense	643,739,442	456,251,515
Client Services	40,082,411,167	39,361,774,962
Food for Persons - Wards of State	21,450,451	21,450,451
Grants	2,287,010,060	2,318,935,876
Capital Expenditures	<u>116,201,044</u>	<u>43,001,238</u>

Total, Object-of-Expense Informational Listing \$ 47,108,901,122 \$ 46,304,026,015

**Estimated Allocations for Employee Benefits and Debt
Service Appropriations Made Elsewhere in this Act:**

Employee Benefits

Retirement	\$ 185,783,887	\$ 198,555,963
Group Insurance	472,915,864	485,635,389
Social Security	161,974,335	172,354,460
Benefits Replacement	<u>659,957</u>	<u>527,306</u>

Subtotal, Employee Benefits \$ 821,334,043 \$ 857,073,118

Debt Service

TPFA GO Bond Debt Service	\$ 19,987,713	\$ 15,974,989
Lease Payments	<u>25,856,906</u>	<u>29,089,535</u>

Subtotal, Debt Service \$ 45,844,619 \$ 45,064,524

**Total, Estimated Allocations for Employee
Benefits and Debt Service Appropriations Made
Elsewhere in this Act** \$ 867,178,662 \$ 902,137,642

1. Performance Measure Targets.⁹ The following is a listing of the key performance target levels for the Health and Human Services Commission. It is the intent of the Legislature that appropriations made by this Act be utilized in the most efficient and effective manner possible to achieve the intended mission of the Health and Human Services Commission. In order to achieve the objectives and service standards established by this Act, the Health and Human Services Commission shall make every effort to attain the following designated key performance target levels associated with each item of appropriation.

	2024	2025
A. Goal: MEDICAID CLIENT SERVICES		
Outcome (Results/Impact):		
Average Full Benefit Medicaid Recipient Months Per Month	4,397,058	3,939,383
Average Monthly Cost Per Full Benefit Medicaid Client (Includes Drug and LTC)	554.38	596.13
Proportion of Medicaid Recipient Months Enrolled in Managed Care	96.16%	95.74%
Average Number of Members Receiving 1915(c) Waiver Services through Managed Care	68,118.05	68,674.24
Average Number of Members Receiving Nursing Facility Care through Managed Care	46,569.65	46,992.26
Average Number of Individuals Served per Month: Medically Dependent Children Program	6,069	6,150

HEALTH AND HUMAN SERVICES COMMISSION
(Continued)

A.1.1. Strategy: AGED AND MEDICARE-RELATED		
Output (Volume):		
Average Aged and Medicare-Related Recipient Months Per Month	400,265	403,187
Efficiencies:		
Average Aged and Medicare-Related Cost Per Recipient Month	1,303.94	1,332.27
A.1.2. Strategy: DISABILITY-RELATED		
Output (Volume):		
Average Disability-Related Recipient Months Per Month	425,624	424,557
Efficiencies:		
Average Disability-Related Cost Per Recipient Month	1,609.82	1,618.34
A.1.3. Strategy: PREGNANT WOMEN		
Output (Volume):		
Average Pregnant Women Recipient Months Per Month	157,660	142,227
Efficiencies:		
Average Pregnant Women Cost Per Recipient Month	619.56	649.13
A.1.4. Strategy: OTHER ADULTS		
Output (Volume):		
Average Other Adult Recipient Months Per Month	150,747	128,728
Efficiencies:		
Average Other Adult Cost Per Recipient Month	468.22	482.84
A.1.5. Strategy: CHILDREN		
Output (Volume):		
Average Income-Eligible Children Recipient Months Per Month	3,229,736	2,807,159
Average STAR Health Foster Care Children Recipient Months Per Month	32,982	33,400
Efficiencies:		
Average Income-Eligible Children Cost Per Recipient Month	199.79	207.31
Average STAR Health Foster Care Children Cost Per Recipient Month	991.49	991.48
A.1.6. Strategy: MEDICAID PRESCRIPTION DRUGS		
Efficiencies:		
Average Cost Per Medicaid Recipient Month for Prescription Drugs	75.73	79.86
A.1.7. Strategy: HEALTH STEPS (EPSDT) DENTAL		
Output (Volume):		
Average Texas Health Steps (EPSDT) Dental Recipient Months Per Month	3,250,939	2,877,158
Efficiencies:		
Average Cost Per Texas Health Steps (EPSDT) Dental Recipient Month	30.8	30.79
A.1.8. Strategy: MEDICAL TRANSPORTATION		
Efficiencies:		
Average Nonemergency Transportation (NEMT) Cost Per Recipient Month	3.13	3.06
A.2.1. Strategy: COMMUNITY ATTENDANT SERVICES		
Output (Volume):		
Average Number of Individuals Served Per Month: Community Attendant Services	67,329	67,881
Efficiencies:		
Average Monthly Cost Per Individual Served: Community Attendant Services	1,457.99	1,482.55
A.2.2. Strategy: PRIMARY HOME CARE		
Output (Volume):		
Average Number of Individuals Served Per Month: Primary Home Care	1,500	1,495
Efficiencies:		
Average Monthly Cost Per Individual Served: Primary Home Care	1,423.31	1,462.83
A.2.3. Strategy: DAY ACTIVITY & HEALTH SERVICES		
Output (Volume):		
Average Number of Individuals Served Per Month: Day Activity and Health Services	1,023	1,145
Efficiencies:		
Average Monthly Cost Per Individual Served: Day Activity and Health Services	558.59	555.05
A.2.4. Strategy: NURSING FACILITY PAYMENTS		
Output (Volume):		
Average Number of Individuals Receiving Medicaid-funded Nursing Facility Services on a Fee-For-Service Basis Per Month	5,254	5,455

HEALTH AND HUMAN SERVICES COMMISSION
(Continued)

Efficiencies:		
Net Cost Per Medicaid Resident Receiving Nursing Facility Services on a Fee-For-Service Basis Per Month	4,460.45	4,420.12
A.2.5. Strategy: MEDICARE SKILLED NURSING FACILITY		
Output (Volume):		
Average Number of Individuals Receiving Copaid Medicaid/Medicare Nursing Facility Services Per Month	1,198	1,193
Efficiencies:		
Net Payment Per Individual Receiving Copaid Medicaid/Medicare Nursing Facility Services Per Month	2,756.13	2,756.02
A.2.6. Strategy: HOSPICE		
Output (Volume):		
Average Number of Individuals Receiving Hospice Services Per Month	7,294	7,573
Efficiencies:		
Average Net Payment Per Individual Per Month for Hospice	3,608.65	3,606.86
A.2.7. Strategy: INTERMEDIATE CARE FACILITIES - IID		
Output (Volume):		
Average Number of Persons in ICF/IID Medicaid Beds Per Month	3,906	3,728
Efficiencies:		
Monthly Cost Per ICF/IID Medicaid Eligible Individual	5,026.39	5,035.95
A.3.1. Strategy: HOME AND COMMUNITY-BASED SERVICES		
Output (Volume):		
Average Number of Individuals Served Per Month: Home and Community Based Services (HCS)	28,255	28,827
Efficiencies:		
Average Monthly Cost Per Individual Served: Home and Community Based Services (HCS)	3,920.46	3,998
Average Monthly Cost per Individual Served: Home and Community - Based Services Residential	5,809.36	5,886.9
Average Monthly Cost Per Individual Served: Home and Community - Based Services Non-Residential	3,075.22	3,152.76
Explanatory:		
Number of Individuals Receiving Services at the End of the Fiscal Year: Home and Community Based Services (HCS)	28,517	29,089
Percent of Home and Community-based Services Recipients Receiving Residential Services	30.91%	30.91%
A.3.2. Strategy: COMMUNITY LIVING ASSISTANCE (CLASS)		
Output (Volume):		
Average Number of Individuals Served Per Month: Community Living Assistance & Support Services Waiver (CLASS)	6,233	6,339
Efficiencies:		
Average Monthly Cost Per Individual Served: Community Living Assistance & Support Services Waiver (CLASS)	4,716.63	4,793.15
Explanatory:		
Number of Persons Receiving Services at the End of the Fiscal Year: Community Living Assistance & Support Services Waiver (CLASS)	6,282	6,388
A.3.3. Strategy: DEAF-BLIND MULTIPLE DISABILITIES		
Output (Volume):		
Average Number of Individuals Served Per Month: Medicaid Deaf-blind with Multiple Disabilities Waiver	308	312
Efficiencies:		
Average Monthly Cost Per Individual Served: Medicaid Deaf-blind with Multiple Disabilities Waiver	5,362.77	5,447.66
Explanatory:		
Number of Persons Receiving Services at the End of the Fiscal Year: Medicaid Deaf-blind with Multiple Disabilities Waiver	310	314
A.3.4. Strategy: TEXAS HOME LIVING WAIVER		
Output (Volume):		
Average Number of Individuals Served Per Month: Texas Home Living Waiver	2,862	3,010
Efficiencies:		
Average Monthly Cost Per Individual Served: Texas Home Living Waiver	2,188.76	2,310.13
Explanatory:		
Number of Individuals Receiving Services at the End of the Fiscal Year: Texas Home Living Waiver	2,934	3,085

HEALTH AND HUMAN SERVICES COMMISSION
(Continued)

A.3.5. Strategy: ALL-INCLUSIVE CARE - ELDERLY (PACE)		
Output (Volume):		
Average Number of Recipients Per Month: Program of All-inclusive Care for the Elderly (PACE)	1,166	1,166
Efficiencies:		
Average Monthly Cost Per Recipient: Program of All-inclusive Care for the Elderly (PACE)	3,009.31	3,009.31
Explanatory:		
Number of Persons Receiving Services at the End of the Fiscal Year: Program of All-inclusive Care for the Elderly (PACE)	1,166	1,166
A.4.1. Strategy: NON-FULL BENEFIT PAYMENTS		
Output (Volume):		
Average Monthly Number of Non-citizens Receiving Emergency Services	8,547	8,547
Efficiencies:		
Average Emergency Services for Non-citizens Cost Per Recipient Month	3,390.56	3,390.56
A.4.2. Strategy: MEDICARE PAYMENTS		
Output (Volume):		
Average Supplemental Medical Insurance Part B Recipient Months Per Month	740,779	742,252
Efficiencies:		
Average Part B Premium Per Month	185.51	196
C. Goal: CHIP CLIENT SERVICES		
Outcome (Results/Impact):		
Average CHIP Programs Recipient Months Per Month (Includes All CHIP Programs)	301,044	362,094
Average CHIP Programs Benefit Cost with Prescription Benefit Per Recipient Month (Includes All CHIP Programs)	219.59	215.15
C.1.1. Strategy: CHIP		
Output (Volume):		
Average CHIP Children Recipient Months Per Month	272,286	332,904
Average Perinatal Recipient Months Per Month	28,758	29,190
Efficiencies:		
Average CHIP Children Benefit Cost Per Recipient Month	133.84	134.09
Average Perinatal Benefit Cost Per Recipient Month	422.66	422.79
Average Cost Per CHIP Recipient Month: Pharmacy Benefit	34.34	33.71
Average Monthly Cost of the Dental Benefit Per CHIP Program Recipient	22.87	22.84
D. Goal: ADDITIONAL HEALTH-RELATED SERVICES		
Outcome (Results/Impact):		
Percent of Adults Receiving Community Mental Health Services Whose Functional Level Improved	51%	51%
Percent of Children Receiving Community Mental Health Services Whose Functional Level Improved	50%	50%
Percent of Persons Receiving Crisis Services Who Avoid Psychiatric Hospitalization within 30 Days	97%	97%
Percent of Adults Who Complete Treatment Programs and Report No Past Month Substance Use at Follow-up	90%	90%
Percent of Youth Who Complete Treatment Programs and Report No Past Month Substance Use at Follow-up	92%	92%
Percent of Adults Admitted for Opioid Use Disorder (OUD) Receiving Medication-Assisted Treatment	65%	65%
D.1.1. Strategy: WOMEN'S HEALTH PROGRAMS		
Output (Volume):		
Average Monthly Number of Women Enrolled in Services through Healthy Texas Women	461,526	463,353
Average Monthly Number of Family Planning Clients Receiving Services	17,051	17,392
Average Monthly Number of Women Receiving HTW Services	54,968	58,809
Efficiencies:		
Average Monthly Cost Per Healthy Texas Women Client Receiving Services	179.34	182.28
Average Monthly Cost Per Family Planning Client Receiving Services	304.29	277.26
D.1.2. Strategy: ALTERNATIVES TO ABORTION		
Output (Volume):		
Number of Persons Receiving Pregnancy Support Services as an Alternative to Abortion	137,276	137,276
D.1.3. Strategy: ECI SERVICES		
Output (Volume):		
Average Monthly Number of Children Served in Comprehensive Services	36,974	38,053
Average Monthly Number of Referrals to Local Programs	8,477	8,806

HEALTH AND HUMAN SERVICES COMMISSION
(Continued)

Average Monthly Number of Eligibility Determinations Completed	4,713	4,896
Efficiencies:		
Average Monthly Cost Per Child: Comprehensive Services/State and Federal Expenditures	440.49	440.54
Explanatory:		
Average Monthly Number of Hours of Service Delivered Per Child Per Month	2.74	2.74
D.1.5. Strategy: CHILDREN'S BLINDNESS SERVICES		
Output (Volume):		
Average Monthly Number of Children Receiving Blindness Services	3,026	3,026
Efficiencies:		
Average Monthly Cost Per Child: Children's Blindness Services	153	153
D.1.6. Strategy: AUTISM PROGRAM		
Output (Volume):		
Average Monthly Number of Children Receiving Focused Autism Services	625	625
Efficiencies:		
Average Annual Cost Per Child Receiving Focused Autism Services	6,000	6,000
D.1.7. Strategy: CHILDREN WITH SPECIAL NEEDS		
Output (Volume):		
Average Monthly Number of Children with Special Health Care Needs (CSHCN) Clients Receiving Services	900	900
Efficiencies:		
Average Monthly Cost Per Children with Special Health Care Needs (CSHCN) Clients Receiving Services	2,400	2,400
D.1.8. Strategy: TITLE V DNTL & HLTH SVCS		
Output (Volume):		
Number of Infants <1 and Children Age 1-21 Years Provided Dental and Child Health Services by the Maternal and Child Health Program	32,000	32,000
Number of Women over 21 Provided Services by the Maternal and Child Health Program (Title V)	4,300	4,300
D.1.9. Strategy: KIDNEY HEALTH CARE		
Output (Volume):		
Average Monthly Number of Kidney Health Clients Provided Services	11,500	11,500
Efficiencies:		
Average Annual Cost Per Kidney Health Care Client	600	600
D.1.12. Strategy: ABSTINENCE EDUCATION		
Output (Volume):		
Number of Persons Served in Abstinence Education Programs	30,000	30,000
D.2.1. Strategy: COMMUNITY MENTAL HEALTH SVCS-ADULTS		
Output (Volume):		
Average Monthly Number of Adults Receiving Community Mental Health Services	96,500	98,500
Efficiencies:		
Average Monthly Cost Per Adult Receiving Community Mental Health Services	430	430
D.2.2. Strategy: COMMUNITY MENTAL HLTH SVCS-CHILDREN		
Output (Volume):		
Average Monthly Number of Children Receiving Community Mental Health Services	28,800	29,000
Efficiencies:		
Average Monthly Cost Per Child Receiving Community Mental Health Services	350	350
D.2.3. Strategy: COMMUNITY MENTAL HEALTH CRISIS SVCS		
Output (Volume):		
Number of Persons Receiving Crisis Residential Services Per Year Funded by GR	20,000	20,000
Number of Persons Receiving Crisis Outpatient Services Per Year Funded by GR	85,000	85,000
Efficiencies:		
Average Amount of GR Spent Per Person for Crisis Residential Services	2,500	2,500
Average Amount of GR Spent Per Person for Crisis Outpatient Services	425	425

HEALTH AND HUMAN SERVICES COMMISSION
(Continued)

D.2.4. Strategy: SUBSTANCE ABUSE SERVICES

Output (Volume):

Average Monthly Number of Youth Served in Substance Abuse Prevention Programs	117,000	122,900
Average Monthly Number of Youth Served in Treatment Programs for Substance Abuse	620	620
Average Monthly Number of Adults Served in Treatment Programs for Substance Abuse	10,000	10,000

Efficiencies:

Average Monthly Cost Per Youth for Substance Abuse Prevention Services	28	28
Average Monthly Cost Per Adult Served in Treatment Programs for Substance Abuse	625	625
Average Monthly Cost Per Youth Served in Treatment Programs for Substance Abuse	920	920

D.2.5. Strategy: BEHAVIORAL HLTH WAIVER & AMENDMENT

Output (Volume):

Average Monthly Number of Clients Served in the Home and Community-based Services - Adult Mental Health (HCBS-AMH) Program	443	485
Average Monthly Number of Clients Served in the Youth Empowerment Services (YES) Waiver	1,230	1,277

Efficiencies:

Average Monthly Cost Per Client Served in the Home and Community-Based Services - Adult Mental Health (HCBS-AMH) Program	6,684.54	6,928.44
Average Monthly Cost Per Client Served in the Youth Empowerment Services (YES) Waiver	805.47	818.36

E. Goal: ENCOURAGE SELF-SUFFICIENCY

E.1.1. Strategy: TANF (CASH ASSISTANCE) GRANTS

Output (Volume):

Average Number of TANF Basic Cash Assistance Recipients Per Month	17,720	18,057
Average Number of State Two-Parent Cash Assistance Program Recipients Per Month	719	733

Efficiencies:

Average Monthly Grant: Temporary Assistance for Needy Families (TANF) Basic Cash Assistance	86.69	88.22
Average Monthly Grant: State Two-Parent Cash Assistance Program	88.57	90.11

E.1.2. Strategy: PROVIDE WIC SERVICES

Output (Volume):

Number of WIC Participants Provided Nutritious Supplemental Food	725,000	735,000
--	---------	---------

F. Goal: COMMUNITY & IL SVCS & COORDINATION

F.1.1. Strategy: GUARDIANSHIP

Output (Volume):

Average Number of Wards Receiving Guardianship Services	886	886
---	-----	-----

F.1.2. Strategy: NON-MEDICAID SERVICES

Output (Volume):

Average Number of Individuals Served Per Month: Non Medicaid Community Care (XX/GR)	32,985	32,985
---	--------	--------

F.1.3. Strategy: NON-MEDICAID IDD COMMUNITY SVCS

Output (Volume):

Average Monthly Number of Individuals with Intellectual and Developmental Disabilities Receiving Community Services	4,942	4,942
---	-------	-------

Efficiencies:

Average Monthly Cost Per Individual with Intellectual and Developmental Disabilities Receiving Community Services	560.24	560.24
---	--------	--------

F.2.1. Strategy: INDEPENDENT LIVING SERVICES

Output (Volume):

Number of People Receiving Services from Centers for Independent Living	5,119	5,631
Number of People Receiving HHSC Contracted Independent Living Services	2,310	2,310

F.2.3. Strategy: COMPREHENSIVE REHABILITATION (CRS)

Output (Volume):

Average Monthly Number of People Receiving Comprehensive Rehabilitation Services	550	550
--	-----	-----

HEALTH AND HUMAN SERVICES COMMISSION
(Continued)

F.2.4. Strategy: DEAF AND HARD OF HEARING SERVICES		
Output (Volume):		
Number of Equipment/Service Vouchers Issued	25,000	25,000
G. Goal: FACILITIES		
G.1.1. Strategy: STATE SUPPORTED LIVING CENTERS		
Output (Volume):		
Average Monthly Number of State Supported Living Center Campus Residents	2,515	2,437
Number of Unfounded Abuse/Neglect/Exploitation Allegations Against State Supported Living Center Staff As Reported by Victims	1,900	1,900
Number of Confirmed Abuse/Neglect/Exploitation Incidents at State Supported Living Centers	120	120
Efficiencies:		
Average Monthly Cost Per State Supported Living Center or State Center Resident	26,293	27,064
G.2.1. Strategy: MENTAL HEALTH STATE HOSPITALS		
Output (Volume):		
Average Daily Census of State Mental Health Facilities	2,412	2,412
Efficiencies:		
Average Daily Facility Cost Per Occupied State Mental Health Facility Bed	663	663
G.2.2. Strategy: MENTAL HEALTH COMMUNITY HOSPITALS		
Output (Volume):		
Average Daily Number of Occupied Mental Health Community Hospital Beds	1,107	1,107
Efficiencies:		
Average Daily Cost Per Occupied Mental Health Community Hospital Bed	758	758
H. Goal: REGULATORY SERVICES		
H.1.1. Strategy: FACILITY/COMMUNITY-BASED REGULATION		
Output (Volume):		
Number of Long-Term Care Regulation and Health Care Regulation Licenses Issued	6,972	6,972
Number of Long-Term Care Regulation and Health Care Regulation Contacts	27,161	27,161
Efficiencies:		
Average Daily Caseload Per Worker for Provider Investigations	11	11
H.2.1. Strategy: CHILD CARE REGULATION		
Output (Volume):		
Number of Child Care Facility Inspections	37,122	37,122
Number of Completed Non-Abuse/Neglect Investigations	13,617	13,617
Number of Child Care Regulatory Permits Issued	10,965	10,965
Efficiencies:		
Average Monthly Day Care Caseload Per Monitoring Worker	81.06	80.96
Average Monthly Residential Caseload Per Monitoring Worker	18.18	18.18
H.3.1. Strategy: HEALTH CARE PROFESSIONALS & OTHER		
Output (Volume):		
Number of Long-Term Care Regulation and Health Care Regulation Individuals Licensed, Permitted, Certified, Registered, Documented, or Placed on a Registry	70,132	70,132
Number of Investigations Completed	314	314
I. Goal: PGM ELG DETERMINATION & ENROLLMENT		
I.1.1. Strategy: INTEGRATED ELIGIBILITY & ENROLLMENT		
Output (Volume):		
Average Monthly Number of Eligibility Determinations	878,750	878,750
I.2.1. Strategy: LONG-TERM CARE INTAKE & ACCESS		
Output (Volume):		
Average Monthly Number of Individuals with Intellectual and Developmental Disabilities Receiving Assessment and Service Coordination Including Home and Community Based Services	35,429	35,429

HEALTH AND HUMAN SERVICES COMMISSION
(Continued)

J. Goal: DISABILITY DETERMINATION

J.1.1. Strategy: DISABILITY DETERMINATION SVCS (DDS)

Output (Volume):

Number of Disability Cases Determined	214,950	214,950
---------------------------------------	---------	---------

K. Goal: OFFICE OF INSPECTOR GENERAL

K.1.1. Strategy: OFFICE OF INSPECTOR GENERAL

Output (Volume):

Number of Medicaid Provider and Recipient Investigations Completed	15,141	15,141
Number of Audits and Reviews Performed	34	34
Total Dollars Recovered (Millions)	420.75	420.75
Total Amount of Medicaid Overpayments Recovered in Collaboration with Special Investigation Units Operated by Managed Care Organization Units	3,307,872	3,307,872

M. Goal: TEXAS CIVIL COMMITMENT OFFICE

M.1.1. Strategy: TEXAS CIVIL COMMITMENT OFFICE

Output (Volume):

Number of Sex Offenders Provided Treatment and Supervision	526	561
--	-----	-----

P. Goal: FAMILY SUPPORT SERVICES

P.1.1. Strategy: FAMILY AND YOUTH SUCCESS PROGRAM

Output (Volume):

Average Number of FAYS Youth Served Per Month	0	9,755
---	---	-------

P.1.2. Strategy: CYD PROGRAM

Output (Volume):

Average Number of CYD Youth Served Per Month	0	10,333
--	---	--------

P.1.5. Strategy: HOME VISITING PROGRAMS

Output (Volume):

Average Monthly Number of Families Served: Texas Home Visiting	0	6,828
Average Monthly Number of Families Served: Texas Nurse Family Partnership	0	4,464

2. Capital Budget.^{6, 9, 10} None of the funds appropriated above may be expended for capital budget items except as listed below. The amounts shown below shall be expended only for the purposes shown and are not available for expenditure for other purposes. Amounts appropriated above and identified in the provision as appropriations either for "Lease Payments to the Master Equipment Purchase Program" or for items with an "(MLPP)" notation shall be expended only for the purpose of making lease-purchase payments to the Texas Public Finance Authority pursuant to the provisions of Government Code, Section 1232.103.

	2024	2025
a. Construction of Buildings and Facilities		
(1) Dallas State Hospital	\$ 75,000,000	\$ UB
b. Repair or Rehabilitation of Buildings and Facilities		
(1) Facilities Repair and Renovations - State Supported Living Centers and State Hospitals	\$ 352,186	\$ 352,186
c. Acquisition of Information Resource Technologies		
(1) Seat Management Services (PCs, Laptops, & Servers)	\$ 20,015,005	\$ 20,008,599
(2) Texas Integrated Eligibility Redesign System	69,610,006	69,578,988
(3) Network, Performance and Capacity	6,561,400	6,561,400
(4) MMIS - Medicaid Management Information System	64,137,938	66,155,364
(5) Infrastructure Maintenance at SSLCs to support Electronic Health Records	500,000	500,000
(6) WIC Stateside and WIC Field Hardware/Software Refresh	675,000	675,000
(7) Information Technology - Mental Health	869,249	869,249
(8) Business Process Redesign	2,116,317	2,132,128
(9) Medicaid Fraud Detection System	2,500,000	2,500,000
(10) Performance Management and Analytics System	7,036,407	7,037,507

HEALTH AND HUMAN SERVICES COMMISSION
(Continued)

(11) System-Wide Business Enablement Platform	2,287,409	2,287,409
(12) WIC Mosaic	19,850,000	850,000
(13) Child Care Licensing Automated Support System (CLASS)	4,938,093	3,668,757
(14) Texas Cares Prescription Drug Savings Program	8,000,000	8,000,000
(15) Supp IT Projects HB2 SEC 35 (A6-A9)	520,273	UB
(16) Supp IT Projects HB2 SEC 35 (C5-C8)	9,605,644	UB
(17) Internet Portal	0	2,000,000
(18) Search TX Child Care CLASS Updates	3,373,272	UB
(19) MMIS Modernization	106,562,477	159,843,715
(20) WIC EBT Online Transition	33,000,000	30,000,000
(21) MCS DPP Quality Reporting Application	351,384	UB
(22) Procurement and Contracting Modernization	1,944,340	1,944,340
(23) Hosted Faxing Solution	1,993,020	3,080,208
(24) HHS Cloud Data Analytics Platform	12,097,134	8,625,427
(25) Increase Beneficiary Fraud Detection (ASOIG Replacement)	3,737,371	3,945,293
(26) OIG Automate Beneficiary Evidence Gathering Tool	1,314,344	1,362,346
(27) OIG Case Management System	2,431,750	720,000
(28) OIG Waste, Abuse, and Fraud Electronic Reporting System Replacement	1,244,122	814,999
(29) STAIRS Enhancements	11,366,000	UB
(30) Senate Bill 24 Implementation	5,290,846	4,437,391
(31) Senate Bill 26 Implementation	3,300,000	9,000,000
(32) House Bill 1575 Implementation	<u>3,380,000</u>	<u>300,000</u>
 Total, Acquisition of Information Resource Technologies	 \$ 410,608,801	 \$ 416,898,120
 d. Acquisition of Capital Equipment and Items		
(1) Improve Security Infrastructure for Regional HHS Client Delivery Facilities	\$ 1,967,896	\$ UB
(2) Facility Equipment Purchases - SSLCs and State Hospitals	5,107,000	5,107,000
(3) Regional Laundry Equipment	<u>1,000,000</u>	<u>1,000,000</u>
 Total, Acquisition of Capital Equipment and Items	 \$ 8,074,896	 \$ 6,107,000
 e. Other Lease Payments to the Master Lease Purchase Program (MLPP)		
(1) MLPP Payment - Energy Conservation	\$ 10,895	\$ UB
(2) Lease Payments to MLPP - Deferred Maintenance	<u>16,225,292</u>	<u>20,387,732</u>
 Total, Other Lease Payments to the Master Lease Purchase Program (MLPP)	 \$ 16,236,187	 \$ 20,387,732
 f. Data Center/Shared Technology Services		
(1) Data Center Consolidation	\$ 89,168,454	\$ 87,674,012
 g. Centralized Accounting and Payroll/Personnel System (CAPPS)		
(1) CAPPS Financials Ongoing Operations	\$ 10,755,601	\$ 8,864,344
(2) Enterprise Resource Planning	<u>10,210,582</u>	<u>9,599,846</u>
 Total, Centralized Accounting and Payroll/Personnel System (CAPPS)	 \$ 20,966,183	 \$ 18,464,190
 h. Cybersecurity		
(1) Cybersecurity Advancement for HHS Enterprise	\$ 1,523,500	\$ 1,523,500
(2) Cybersecurity Compliance and Operations Monitoring	<u>7,302,865</u>	<u>6,875,493</u>
 Total, Cybersecurity	 \$ 8,826,365	 \$ 8,398,993

HEALTH AND HUMAN SERVICES COMMISSION
(Continued)

i. Legacy Modernization		
(1) Application Remediation for Data Center Consolidation	\$ 375,000	\$ 375,000
Total, Capital Budget	<u>\$ 629,608,072</u>	<u>\$ 558,657,233</u>
Method of Financing (Capital Budget):		
<u>General Revenue Fund</u>		
General Revenue Fund	\$ 105,887,155	\$ 92,220,203
GR Match for Medicaid Account No. 758	76,230,759	81,014,886
GR Match for Title XXI (CHIP) Account No. 8010	915,887	897,008
GR Match for SNAP Administration Account No. 8014	24,710,236	24,335,518
GR Certified as Match for Medicaid Account No. 8032	<u>3,186,830</u>	<u>3,099,681</u>
Subtotal, General Revenue Fund	\$ 210,930,867	\$ 201,567,296
GR Dedicated - Texas Capital Trust Fund Account No. 543	\$ 289,802	\$ 289,802
Federal Funds	\$ 325,502,884	\$ 343,357,482
<u>Other Funds</u>		
Appropriated Receipts	\$ 75,000,000	\$ 0
Interagency Contracts	17,882,840	13,441,114
ID Collections for Patient Support and Maintenance Account No. 8095	1,644	1,507
ID Appropriated Receipts Account No. 8096	<u>35</u>	<u>32</u>
Subtotal, Other Funds	<u>\$ 92,884,519</u>	<u>\$ 13,442,653</u>
Total, Method of Financing	<u>\$ 629,608,072</u>	<u>\$ 558,657,233</u>

MEDICAID

- 3. Cash Basis Expenditures Authorization.** Notwithstanding any other provision of this Act, the Health and Human Services Commission may expend Medicaid appropriations in all Strategies in Goal A, Medicaid Client Services, and in Strategy D.1.3, ECI Services, in each fiscal year without regard to date of service. The authorization is limited to expenditures in all Strategies in Goal A, Medicaid Client Services, and in Strategy D.1.3, ECI Services, for claims payments, premiums, cost settlements and other related expenses for Medicaid client services.
- 4. Cost Comparison Report.** Out of funds appropriated above in Strategy B.1.1, Medicaid & CHIP Contracts & Administration, the Health and Human Services Commission (HHSC) shall develop a report analyzing state and federally-funded residential and nonresidential services in the Home and Community-based Services (HCS) waiver program, the Texas Home Living waiver program, and Intermediate Care Facilities for Individuals with Intellectual Disabilities (ICFs/IID).
- (a) The report shall include the following:
- (1) the monthly average cost to the state per person for individuals residing in state-operated and non-state-operated ICFs/IID, HCS waiver program, and Texas Home Living waiver program by Level of Need (LON) and facility size (private ICFs/IID only);
 - (2) a comparison of severity across settings; and
 - (3) the total number of persons, by LON, who transitioned from state-operated ICFs/IID to the HCS residential waiver program for the previous biennium, and their average monthly cost of service in the HCS waiver program.
- (b) With respect to the cost to the state per person residing in a state-operated ICF/IID, HHSC shall include all costs, such as Statewide Cost Allocation Plan (SWCAP), maintenance and construction costs, employee benefit costs and other federally allowable administrative, medical, and overhead costs. With respect to the cost to the state per person in state-operated ICFs/IID, non-state-operated ICFs/IID, and the HCS and Texas Home Living waivers,

HEALTH AND HUMAN SERVICES COMMISSION

(Continued)

HHSC shall include all Medicaid costs including acute care costs that are not included in the waiver rates for those programs and all costs to administer and license those programs.

For state-operated ICFs/IID, the average monthly administrative and overhead costs shall be reported separately from the average monthly client care costs. HHSC shall identify the types of costs included in each category.

- (c) Cost for waiver recipients will cover the time a person enrolled in the waiver through the time they are terminated from waiver services. The cost for ICF/IID services will cover the time a person is admitted to the facility to the time of discharge unless the person is admitted to an ICF/IID or waiver within 60 days of discharge. In that case, the Medicaid costs incurred during discharge will be counted toward the ICF/IID costs.

The report shall be submitted to the Legislative Budget Board and the Office of the Governor, and shall be posted on the Commission's website no later than August 31, 2024.

5. Graduate Medical Education. The Health and Human Services Commission (HHSC) may expend Appropriated Receipts - Match for Medicaid No. 8062 and matching Medicaid Federal Funds appropriated in Strategy A.4.1, Non-Full Benefit Payments, for Graduate Medical Education (GME) payments to state-owned teaching hospitals, contingent upon receipt of allowable funds from state-owned teaching hospitals to be used as the non-federal share for Medicaid GME. Transfers from state-owned teaching hospitals deposited as Appropriated Receipts - Match for Medicaid No. 8062 and expended in Strategy A.4.1, Non-Full Benefit Payments, shall be the only source of funds used for the non-federal share for Medicaid GME payments for state-owned teaching hospitals, and HHSC shall develop a payment methodology for Medicaid GME payments to state-owned teaching hospitals.

6. Medicaid Enterprise Systems (MES). Out of funds appropriated above in Strategy B.1.1, Medicaid & CHIP Contracts & Administration, the Health and Human Services Commission shall maintain an Executive Steering Committee for the contracts supporting the Texas Medicaid Management Information System (MMIS) capital project. The Medicaid Enterprise Systems (MES) Executive Steering Committee shall provide executive-level strategic direction and commitment to the MES contracts and MMIS projects. Strategic direction includes, but is not limited to, review of contract terms prior to execution of a new contract or amendment and reports from third-party quality assurance and independent verification and validation vendors. The Executive Commissioner or his or her designee shall chair the MES Executive Steering Committee. Membership of the MES Executive Steering Committee shall include similar executive level representatives, including the Chief Financial Officer, Information Resource Manager, technology sponsors, project managers, project contractors, staff of the Legislative Budget Board, and members of the Quality Assurance Team or their designee.

In addition, the MES Executive Steering Committee shall report any anticipated contract or project cost over-runs or delays to the Legislative Budget Board.

Notwithstanding the limitations of Article IX, Section 14.03, Transfers - Capital Budget, and any other transfer provisions of this Act, funds appropriated by this Act to the Health and Human Services Commission may not be expended in excess of the amounts identified in Rider 2, Capital Budget, for the MMIS capital budget project without prior written approval from the Legislative Budget Board. Additional information requested by the Legislative Budget Board related to this approval shall be provided in a timely manner and shall be prepared in a format specified by the Legislative Budget Board. The request shall be considered to be approved unless the Legislative Budget Board issues a written disapproval within 30 business days of the date on which the staff of the Legislative Budget Board concludes its review of the proposal to expend the funds and forwards its review to the Chair of the House Appropriations Committee, Chair of the Senate Finance Committee, Speaker of the House of Representatives, and Lieutenant Governor. Any request for additional information from the Legislative Budget Board shall interrupt the counting of the 30 business days.

7. Data Analysis Unit Reporting. Out of funds appropriated above, the Health and Human Services Commission shall report to the Legislative Budget Board on an annual basis by December 1 of each year the activities and findings of the Data Analysis Unit established pursuant to Government Code, Section 531.0082. Additionally, any anomalies identified related to service utilization, providers, payment methodologies, and compliance with requirements in Medicaid and the Children's Health Insurance Program shall be reported to the Office of the Inspector General for further review.

HEALTH AND HUMAN SERVICES COMMISSION

(Continued)

- 8. Hospital Payments.** Included in amounts appropriated above to the Health and Human Services Commission (HHSC) in Strategies in Goal A, Medicaid Client Services, is \$118,446,400 in General Revenue Funds, \$82,189,313 in Interagency Contracts, and \$299,620,136 in Federal Funds (\$500,255,849 in All Funds) in fiscal year 2024 and \$119,972,373 in General Revenue Funds, \$84,261,535 in Interagency Contracts, and \$302,215,713 in Federal Funds (\$506,449,621 in All Funds) in fiscal year 2025 to provide Medicaid hospital add-on payments for trauma care and safety-net hospitals and add-on payments and rate increases for rural hospitals as follows:
- (a) \$71,784,000 in Interagency Contracts and \$108,216,000 in Federal Funds in fiscal year 2024 and \$72,216,000 in Interagency Contracts and \$107,784,000 in Federal Funds in fiscal year 2025 for trauma care;
 - (b) \$49,414,687 in General Revenue Funds, \$10,405,313 in Interagency Contracts, and \$90,180,000 in Federal Funds in fiscal year 2024 and \$48,134,465 in General Revenue Funds, \$12,045,535 in Interagency Contracts, and \$89,820,000 in Federal Funds in fiscal year 2025 for safety-net hospitals;
 - (c) \$27,614,000 in General Revenue Funds and \$38,786,000 in Federal Funds in fiscal year 2024 and \$27,686,000 in General Revenue Funds and \$38,714,000 in Federal Funds in fiscal year 2025 for rural hospitals to maintain increases and add-ons related to general outpatient reimbursement rates, outpatient emergency department services that do not qualify as emergency visits, the outpatient hospital imaging services fee schedule, and the outpatient clinical laboratory services fee schedule;
 - (d) \$11,644,960 in General Revenue Funds and \$17,555,040 in Federal Funds in fiscal year 2024 and \$13,440,200 in General Revenue Funds and \$20,059,800 in Federal Funds in fiscal year 2025 for rural hospitals to maintain inpatient rates trended forward from 2013 to 2020 using an inflationary factor;
 - (e) \$5,446,155 in General Revenue Funds and \$8,210,201 in Federal Funds in fiscal year 2024 and \$5,651,359 in General Revenue Funds and \$8,434,781 in Federal Funds in fiscal year 2025 for rural hospitals to maintain increases to inpatient rates in addition to those identified in Subsection (d); and
 - (f) \$24,326,598 in General Revenue Funds and \$36,672,895 in Federal Funds in fiscal year 2024 and \$25,060,349 in General Revenue Funds and \$37,403,132 in Federal Funds in fiscal year 2025 to maintain increases in reimbursement for Medicaid services provided by rural hospitals.

HHSC shall develop a methodology to implement the add-on payments pursuant to funding identified in Subsection (b) that targets the state's safety-net hospitals, including those hospitals that treat high percentages of Medicaid and low-income, uninsured patients. Total reimbursement for each hospital shall not exceed its hospital specific limit.

For purposes of Subsections (c), (d), (e) and (f), rural hospitals are defined as (1) hospitals located in a county with 68,750 or fewer persons according to the 2020 U.S. Census; or (2) a hospital designated by Medicare as a Critical Access Hospital (CAH), a Sole Community Hospital (SCH), or a Rural Referral Center (RRC) that is not located in a Metropolitan Statistical Area (MSA); or (3) a hospital that has 100 or fewer beds, is designated by Medicare as a CAH, a SCH, or a RRC, and is located in an MSA. No reimbursement may exceed the hospital specific limit and reimbursement for outpatient emergency department services that do not qualify as emergency visits may not exceed 65 percent of cost.

To the extent possible, HHSC shall ensure any funds identified in this rider that are included in Medicaid managed care capitation rates are distributed by the managed care organizations to the hospitals. The expenditure of funds identified in this rider that are not used for targeted increases to hospital provider rates as outlined above shall require the prior written approval of the Legislative Budget Board.

- 9. Increase Consumer Directed Services.** Out of funds appropriated above in Strategy B.1.1, Medicaid & CHIP Contracts & Administration, the Health and Human Services Commission (HHSC) shall educate STAR+PLUS home and community-based services consumers about the Consumer Directed Services (CDS) option, and seek to increase the percentage of clients who choose CDS. HHSC shall collect information annually from each Managed Care Organization on

HEALTH AND HUMAN SERVICES COMMISSION

(Continued)

the percent of clients enrolled in CDS and shall establish incremental benchmarks for improvement. HHSC shall include this information on the commission's website and provide it to the Texas Council on Consumer Direction.

10. Medicaid Therapy Services Reporting. Out of funds appropriated above in Strategy B.1.1, Medicaid & CHIP Contracts & Administration, the Health and Human Services Commission (HHSC) shall submit, on a biannual basis, the following information related to pediatric acute care therapy services (including physical, occupational, and speech therapies) by service delivery area and information regarding whether the items below negatively affect access to care:

- (a) Provider and member complaints by disposition received by the Office of the Ombudsman and HHSC Health Plan Management;
- (b) Provider and member complaints by disposition reported by Medicaid Managed Care Organizations using a standard definition of complaint as defined by HHSC;
- (c) Provider and member appeals by disposition received by HHSC Health Plan Management, and resolution of the appeals;
- (d) The number of pediatric acute care therapy provider terminations and the reason for identified terminations;
- (e) The utilization of pediatric acute care therapy services by therapy type and provider type;
- (f) The number of members on a waiting list, defined as 1) those who have been referred to a provider or Medicaid Managed Care Organization, but there is not a treating therapist to perform an initial assessment, and 2) those who have been assessed, but are unable to access pediatric acute care therapy services due to insufficient network capacity; and
- (g) The number of pediatric acute care therapy providers no longer accepting new clients and the reason for identified panel closures.

HHSC shall submit the biannual reports to the Legislative Budget Board and the Office of the Governor in a format specified by the Legislative Budget Board. HHSC shall ensure standardized collection of data to obtain all data used in the report. HHSC shall develop a process for pediatric therapy providers to submit data directly to HHSC for items (f) and (g), using feedback obtained from relevant stakeholders.

11. Evaluation of Medicaid Data. Out of funds appropriated above, the Health and Human Services Commission shall annually evaluate data submitted by managed care organizations to determine whether the data continues to be useful or if additional data, such as measurements of recipient services, is needed to oversee contracts or evaluate the effectiveness of Medicaid.

12. Medically Dependent Children Program and Youth Empowerment Services Waivers. Appropriations above in Strategy A.1.1, Aged and Medicare-Related; Strategy A.1.2, Disability-Related; and Strategy A.1.5, Children, include funding for Medically Dependent Children Program (MDCP) waiver services and Youth Empowerment Services (YES) waiver services for clients enrolled in the STAR Kids program. These appropriations may not be construed as creating an entitlement to waiver services.

13. Nursing Home Program Provisions.

- (a) **Tending Home Income Eligibility Cap.** It is the intent of the Legislature that the income eligibility cap for nursing home care shall be maintained at the federal maximum level of 300 percent of Supplemental Security Income (SSI).
- (b) **Nursing Home Bed Capacity Planning.** It is the intent of the Legislature that the Health and Human Services Commission shall control the number of Medicaid beds, decertify unused Medicaid beds, and reallocate some or all of the decertified Medicaid beds, taking into account a facility's occupancy rate.

14. Waiver Program Cost Limits.

- (a) Out of funds appropriated above in Goal A, Medicaid Client Services, for the Medically Dependent Children Program, Community Living Assistance and Support Services, Deaf-

HEALTH AND HUMAN SERVICES COMMISSION

(Continued)

Blind Multiple Disabilities, Home and Community-based Services, and STAR+PLUS Community Based Alternatives waivers, and subject to the terms of Subsection (3) below, the Health and Human Services Commission (HHSC) may use General Revenue Funds to pay for services if:

- (1) the cost of such services exceeds the individual cost limit;
 - (2) federal financial participation is not available to pay for such services; and
 - (3) HHSC determines that:
 - (A) the person's health and safety cannot be protected by the services provided within the individual cost limit established for the program; and
 - (B) there is no other available living arrangement in which the person's health and safety can be protected at that time, as evidenced by:
 - (i) an assessment conducted by clinical staff of HHSC; and
 - (ii) supporting documentation, including the person's medical and service records.
- (b) Out of funds appropriated above in Goal A, Medicaid Client Services, for the waiver programs identified in Subsection (a) above, and subject to the terms of Subsection (c) below, HHSC may use General Revenue Funds to continue to provide services to a person who was receiving medical assistance waiver program services on September 1, 2005, at a cost that exceeded the individual cost limit specified in the medical assistance waiver program if:
- (1) federal financial participation is not available to pay for such services; and
 - (2) continuation of those services is necessary for the person to live in the most integrated setting appropriate to the needs of the person.
- (c) Authority provided in this rider is contingent upon HHSC submitting a report in writing to the Legislative Budget Board and the Office of the Governor on October 1 of each year. The report shall include the number of clients by program which exceeds cost limits and the unmatched General Revenue associated with each by fiscal year.

15. Supplemental Payment Programs Reporting and Appropriation Authority for

Intergovernmental Transfers. Out of funds appropriated above in Strategy B.1.1, Medicaid & CHIP Contracts & Administration, the Health and Human Services Commission (HHSC) shall report certain financial and expenditure information regarding supplemental payment programs, including, but not limited to, the Disproportionate Share Hospital (DSH) program, the Uncompensated Care (UC) Pool, the Public Health Providers Charity Care Pool (PHP-CCP), and other state directed payment programs, supplemental, or other payments where the source of the non-federal share is intergovernmental transfers (IGTs) or certified public expenditures (CPEs), and any successor programs.

- (a) HHSC shall report quarterly:
 - (1) Prospective payment estimates, aligning estimated payments reporting with the CMS-37. The report will include a prospective certification that the requisite matching state and local funds are, or will be, available for the certified quarter. The quarterly financial report provides a statement of the state's Medicaid funding requirements for a certified quarter through summary data by each program; and
 - (2) Expenditures made in the previous quarter, aligning expenditure reporting with the CMS-64. The report will include actual expenditures allowable under state and federal requirements. HHSC will report the recipients of all funds distributed by the commission for all supplemental payment programs. The report shall include:
 - (A) the recipients of funds by program;
 - (B) the amount distributed to each recipient; and

HEALTH AND HUMAN SERVICES COMMISSION

(Continued)

- (C) the date such payments were made.
- (b) HHSC shall report annually:
- (1) Information on all mandatory payments to a Local Provider Participation Fund (LPPF) and all uses for such payments, including the amount of funds from an LPPF for each particular use;
 - (2) The total amount of IGTs used to support Medicaid;
 - (3) The total amount of CPEs used to support Medicaid;
 - (4) A summary of any survey data collected by HHSC to provide oversight and monitoring of the use of local funds in the Medicaid program; and
 - (5) All financial reports submitted to the Centers for Medicare and Medicaid Services related to programs that use local funds in the Medicaid program.
- (c) IGTs of funds from institutions of higher education are appropriated to HHSC for the non-federal share of uncompensated care or delivery system reform incentive payments or monitoring costs under the Healthcare Transformation and Quality Improvement Program 1115 Waiver.
- (d) In an effort to maximize the receipt of federal Medicaid funding, HHSC is appropriated and may expend IGTs received as Appropriated Receipts-Match for Medicaid No. 8062 for the purpose of matching Medicaid Federal Funds for payments to Medicaid providers and to offset administrative costs for programs HHSC administers for other entities.
- (e) From funds appropriated elsewhere in the Act, HHSC shall provide a copy of the annual independent audit conducted of DSH and UC in compliance with federal requirements. HHSC shall provide a report of the audit's findings annually by June 30 to the Office of the Governor, the Lieutenant Governor, the Speaker of the House of Representatives, the Senate Finance Committee members, the House Appropriations Committee members, and the Legislative Budget Board.
- (f) HHSC will use the sums transferred from state owned hospitals as provided elsewhere in the Act as necessary to apply for appropriate matching Federal Funds and to provide the state's share of disproportionate share payments and uncompensated care payments authorized under the federal Healthcare Transformation and Quality Improvement Waiver, excluding payments for physicians, pharmacies, and clinics, due to state-owned hospitals.
- (1) Any amounts of such transferred funds not required for these payments shall be deposited by HHSC to the General Revenue Fund as unappropriated revenue.
 - (2) If a state owned hospital is eligible and chooses to participate in a hospital directed payment program authorized under the federal Healthcare Transformation and Quality Improvement Waiver, and the amount of funds deposited by HHSC under subparagraph (1) of this provision is not equivalent to the amount deposited in state fiscal year 2023 based on the non-enhanced Federal Medical Assistance Percentages, HHSC shall calculate the difference and provide notice to the state-owned hospital, the Legislative Budget Board, the Comptroller of Public Accounts, and the Office of the Governor.
 - (3) Payments for physicians, pharmacies, and clinics are governed by Special Provisions Relating Only to Agencies of Higher Education, Section 50, Transfer of Appropriations for Participation in the Healthcare Transformation and Quality Improvement Waiver.
- (g) By October 1 of each fiscal year, HHSC shall present a schedule of projected transfers and payments to the Comptroller of Public Accounts, the Office of the Governor, and the Legislative Budget Board.
- (h) Included in the "Number of Full Time Equivalents (FTE)" appropriated above, are 42.0 FTEs for each year of the 2024-25 biennium for the implementation of the extension of the Healthcare Transformation and Quality Improvement 1115 waiver, including for increased monitoring and oversight of the use of local funds, and administration of new directed-

HEALTH AND HUMAN SERVICES COMMISSION

(Continued)

payment programs and new supplemental payment programs. Notwithstanding the limitations of Article IX, Section 6.10, Limitations on State Employment Levels, limitations on FTEs do not apply to instances of employment in which funds are derived from Government Code, Section 531.021135, and applicable federal funds.

- (i) Notwithstanding the limitations in Article IX, Section 14.03, Transfers - Capital Budget, and Rider 129, Limitations on Transfer Authority, HHSC is authorized to transfer from an existing capital budget item or non-capital budget item to a new capital budget item not present in the agency's bill pattern to implement an electronic data collection and storage tool for the collection of information to support monitoring of local funds used in the Medicaid program, provided that HHSC determines that the project is necessary to meet the state's responsibilities under the Special Terms and Conditions for the Healthcare Transformation and Quality Improvement Program 1115 waiver.

16. Rural Labor and Delivery Medicaid Add-on Payment. Included in amounts appropriated above to the Health and Human Services Commission (HHSC) in Strategy A.1.3, Pregnant Women, is \$12,373,629 in General Revenue and \$19,119,444 in Federal Funds in fiscal year 2024 and \$12,549,990 in General Revenue and \$18,943,083 in Federal Funds in fiscal year 2025 for HHSC to provide a \$1,500 Medicaid add-on payment for labor and delivery services provided by rural hospitals.

For purposes of this rider, rural hospitals are defined as (1) hospitals located in a county with 68,750 or fewer persons according to the 2020 U.S. Census; or (2) a hospital designated by Medicare as a Critical Access Hospital (CAH), a Sole Community Hospital (SCH), or a Rural Referral Center (RRC) that is not located in a Metropolitan Statistical Area (MSA); or (3) a hospital that has 100 or fewer beds, is designated by Medicare as a CAH, a SCH, or a RRC, and is located in an MSA.

17. Federal Provider Enrollment and Screening Fee. Included in amounts appropriated above in Strategy B.1.1, Medicaid & CHIP Contracts & Administration, is \$603,647 in fiscal year 2024 and \$604,075 in fiscal year 2025 in Other Funds - Appropriated Receipts Match for Medicaid No. 8062 generated from Provider Enrollment and Screening Fees. For the purpose of this provision, Provider Screening and Enrollment Fees are defined as payments from medical providers and suppliers required by the U.S. Centers for Medicare and Medicaid Services as a condition for enrolling as a provider in the Medicaid and CHIP programs but collected and received by the Health and Human Services Commission (HHSC).

- (a) Appropriations made above include all unexpended and unobligated balances of Provider Enrollment and Screening Fees remaining as of August 31, 2023, and receipts collected in fiscal years 2024 and 2025.
- (b) In the event that revenue from Provider Enrollment and Screening Fees should be greater than the amounts identified in this provision, HHSC is appropriated and authorized to expend these receipts, subject to the following requirements:
 - (1) Amounts available shall be expended prior to utilization of any other appropriated funds required to support provider enrollment;
 - (2) Amounts collected shall also be used to fund applicable employee benefits pursuant to Article IX provisions elsewhere in this Act; and
 - (3) Any unused fee balances shall be disbursed to the federal government, as required by federal law.

18. Use of Certain Additional Medicaid Revenues. Included in amounts appropriated above in Strategy A.1.5, Children, is Medicaid Program Income No. 705 and in Strategy A.1.2, Disability-Related, is Cost Sharing-Medicaid Clients No. 8075.

- (a) **Definitions.** For the purposes of this provision and appropriation authority:

- (1) Medicaid Program Income No. 705 is defined as revenues that are deposited into the General Revenue Fund in Revenue Object Code 3639 - Premium Credits, Medicaid Program, including:
 - (A) refunds/rebates of previously paid premiums and interest earnings;

HEALTH AND HUMAN SERVICES COMMISSION

(Continued)

- (B) refunds/rebates received from the Medicaid claims payment contractor or other sources; and
 - (C) managed care experience rebates generated in accordance with contractual agreements with health maintenance organizations who participate in Medicaid managed care.
- (2) Cost Sharing-Medicaid Clients No. 8075 is defined as all cost sharing revenues generated by Medicaid clients as authorized in Section 32.064 of the Human Resources Code. These revenues may include enrollment fees, deductibles, coinsurance, and portions of the managed care plan premiums.
- (b) Medicaid Program Income No. 705 and Cost Sharing-Medicaid Clients No. 8075 shall be expended as a first source, and General Revenue shall be used as a second source, to support the Medicaid program. In the event that revenues should be greater than the amounts identified in the method of finance above as General Revenue Fund-Medicaid Program Income No. 705, or Cost Sharing-Medicaid Clients No. 8075, the commission is appropriated and authorized to expend these General Revenue Funds, subject to the following requirements:
- (1) Amounts available shall be expended prior to utilization of any General Revenue available for the same purposes; and
 - (2) In the event General Revenue has been expended prior to the receipt of program income or cost sharing revenues, the commission shall reimburse General Revenue. This process shall be completed on a monthly basis in order to prevent accumulation of program income or cost sharing revenue balances.

19. Interest List Reporting. Out of funds appropriated above in Strategy B.1.1, Medicaid & CHIP Contracts & Administration, the Health and Human Services Commission shall post the following information regarding the Home and Community-based Services, Community Living Assistance and Support Services, Deaf-Blind Multiple Disabilities, Texas Home Living, and Medically Dependent Children Program waivers and STAR+PLUS on the commission's website:

- (a) interest list releases;
- (b) interest list counts, by years on list;
- (c) average number of individuals on the interest list per month;
- (d) average number of individuals on the interest list receiving other services per month;
- (e) percent declined services or found to be ineligible for services at the end of the fiscal year; and
- (f) the unduplicated number of persons on each interest list, broken out by program, by month.

20. Hospital Reimbursement. Contingent upon federal approval, and to the extent allowed by law, no funds appropriated above for the payment of inpatient hospital fees and charges under the medical assistance program may be expended, except under a prospective payment methodology for all Medicaid inpatient claims, excluding state-owned teaching hospital Medicaid inpatient claims, that employs sound cost reimbursement principles and:

- (a) enhances the Health and Human Services Commission's ability to be a prudent purchaser of health care;
- (b) reflects costs that are allowable, reasonable and medically necessary to deliver health care services to the state's Medicaid population;
- (c) reduces the variability in the Medicaid reimbursement rates paid to hospitals for treating patients with the same diagnoses;
- (d) promotes and rewards increased efficiency in the operation of hospitals;

HEALTH AND HUMAN SERVICES COMMISSION

(Continued)

- (e) emphasizes and rewards quality of outcomes and improves the treatment of Medicaid patients through pay-for-performance principles; and
- (f) recognizes, through add-on payments or other methods, the unique needs of individual hospitals, including rural hospitals.

21. Health and Human Services Cost Containment. The Health and Human Services Commission (HHSC) shall develop and implement cost containment initiatives to achieve savings of at least \$450,000,000 in General Revenue Funds for the 2024-25 biennium throughout the health and human services system. These initiatives shall include:

- (a) increasing fraud, waste, and abuse prevention and detection;
- (b) seeking to maximize federal flexibility under the Medicaid program;
- (c) achieving other programmatic and administrative efficiencies; and
- (d) savings from services that include emergency telemedicine services for individuals with intellectual and developmental disabilities.

HHSC shall provide an annual report on the implementation of cost containment initiatives to the Legislative Budget Board by December 1. It is the intent of the legislature that HHSC shall achieve savings without adjusting amount, scope, or duration of services or otherwise negatively impacting access to care. It is the intent of the legislature that prior to making any changes, HHSC shall consider stakeholder input, including complying with any statutory requirements related to rulemaking and public hearings. This rider shall not be construed as limiting HHSC's ability to maximize federal flexibility under the Medicaid program, including federal flexibility that may impact amount, scope, or duration of services.

22. Access to Federal Data Services Hub. To the extent allowable under state and federal law and regulations, the Health and Human Services Commission (HHSC) shall request a consumer report containing employment and income information through the Centers for Medicare and Medicaid Services Federal Data Services Hub for Medicaid eligibility determinations and redeterminations in order to achieve cost savings, improve timeliness, and minimize fraud.

23. Medicaid Provider Rate Increases. It is the intent of the Legislature that, when Medicaid provider rates are increased as a result of a legislative appropriation, managed care organizations reimburse the full amount of the appropriated funds to providers, to the extent allowed by federal laws and regulations.

24. Nursing Facility Reimbursement Rate Increase. Included in the appropriations above are the following amounts:

- (a) \$129,385,946 in General Revenue and \$195,052,234 in Federal Funds (\$324,438,180 in All Funds) in fiscal year 2024 and \$135,703,968 in General Revenue and \$202,541,217 in Federal Funds (\$338,245,185 in All Funds) in fiscal year 2025 in Strategy A.1.1, Aged and Medicare-Related; and
- (b) \$29,569,937 in General Revenue and \$44,577,347 in Federal Funds (\$74,147,284 in All Funds) in fiscal year 2024 and \$30,032,821 in General Revenue and \$44,824,659 in Federal Funds (\$74,857,480 in All Funds) in fiscal year 2025 in Strategy A.2.4, Nursing Facility Payments.

The Health and Human Services Commission (HHSC) shall only expend the funds in Subsections (a) and (b) to provide reimbursement rate increases that will increase the wages and benefits of direct care staff. HHSC shall implement the rate increases in a manner that will enable HHSC to ensure that at least 90 percent of the funds are expended for the benefit of direct care staff wages and benefits and shall return to the Comptroller of Public Accounts any amount recouped from a provider who does not utilize the funds in accordance with that purpose. HHSC may not expend funds appropriated for nursing facility services in Medicaid managed care in lieu of payments that are currently authorized by the Centers for Medicare and Medicaid Services for the Quality Improvement Payment Program; and HHSC may not expend funds appropriated for nursing facility services in Medicaid fee-for-service that would not result in receipt of Federal Funds.

HEALTH AND HUMAN SERVICES COMMISSION

(Continued)

To receive reimbursement rate increases appropriated under Subsections (a) and (b), nursing facilities must report to HHSC on their biennial cost report information regarding the use of these funds, as specified by HHSC, including information related to efforts to improve or maintain client care and quality of services, and to demonstrate that at least 90 percent of the funds were expended for the purpose of direct care staff wages or benefits.

- 25. Patient Driven Payment Model for Nursing Facility Services.** Beginning on September 1, 2024, the Health and Human Services Commission (HHSC) must develop and implement a Texas version of the Patient Driven Payment Model (PDPM) methodology for the reimbursement of long-term stay nursing facility services in the Medicaid program to achieve improved care for long-term stay nursing facility services, excluding services provided by a pediatric care facility or any state-owned facilities.

It is the intent of the Legislature that reimbursement rates for nursing facility services should incentivize client care and quality of services over resource utilization and that nursing facilities participating in the Medicaid program should utilize reimbursement rate increases to improve staff-to-client ratios, staff training and education, and wages for direct care staff, as staffing is a primary and fundamental driver of client outcomes.

Included in appropriations above are the following amounts to implement the Nursing Facility PDPM:

- (a) \$40,087,983 in General Revenue and \$59,832,213 in Federal Funds (\$99,920,196 in All Funds) in fiscal year 2025 in Strategy A.1.1, Aged and Medicare-Related, for reimbursement rate increases for nursing facility services reimbursed using the new PDPM methodology.
- (1) It is the intent of the Legislature that the funds in Subsection (a) support providers in maintaining the quality of services provided to Medicaid beneficiaries by stabilizing revenue levels that may otherwise be impacted by the conversion to a Texas version of the PDPM, as developed by HHSC;
 - (2) In order to receive reimbursement rate increases appropriated under Subsection (a), nursing facilities must report to HHSC on their biennial cost report information regarding the use of these funds, as specified by HHSC, including information related to efforts to improve or maintain client care and quality of services; and
 - (3) HHSC may not expend funds appropriated in Subsection (a) for nursing facility services in Medicaid managed care in lieu of payments that are currently authorized by the Centers for Medicare and Medicaid Services for the Quality Improvement Payment Program; and HHSC may not expend funds appropriated for nursing facility services in Medicaid fee-for-service that would not result in receipt of Federal Funds.
- (b) \$1,877,800 in General Revenue and \$5,633,400 in Federal Funds (\$7,511,200 in All Funds) in fiscal year 2024 and \$1,877,800 in General Revenue and \$5,633,400 in Federal Funds (\$7,511,200 in All Funds) in fiscal year 2025 in Strategy B.1.1, Medicaid & CHIP Contracts & Administration, to make modifications to the Medicaid Management Information System (MMIS) for the implementation of the PDPM.

- 26. Informational Listing: End-of-year Waiver Slots Funding.** This rider is informational only and does not make any appropriations. Appropriations above in Goal A, Medicaid Client Services, include the following:

- (a) **Strategy A.1.1, Aged and Medicare-Related, STAR+PLUS Home and Community-based Services:** \$941,304,984 in General Revenue Funds and \$1,466,089,763 in Federal Funds (\$2,407,394,747 in All Funds) in fiscal year 2024 for 60,806 end-of-year waiver slots and \$959,074,381 in General Revenue Funds and \$1,481,532,677 in Federal Funds (\$2,440,607,058 in All Funds) in fiscal year 2025 for 61,293 end-of-year waiver slots;
- (b) **Strategy A.1.2, Disability-Related, Medically Dependent Children Program:** \$424,602,498 in General Revenue Funds and \$655,792,377 in Federal Funds (\$1,080,394,875 in All Funds) in fiscal year 2024 for 6,107 end-of-year waiver slots and \$435,754,842 in General Revenue Funds and \$665,965,477 in Federal Funds (\$1,101,720,319 in All Funds) in fiscal year 2025 for 6,187 end-of-year waiver slots;

HEALTH AND HUMAN SERVICES COMMISSION

(Continued)

- (c) **Strategy A.3.1, Home and Community-based Services:** \$506,167,919 in General Revenue Funds and \$809,066,632 in Federal Funds (\$1,315,234,551 in All Funds) in fiscal year 2024 for 28,517 end-of-year waiver slots and \$520,315,970 in General Revenue Funds and \$823,292,564 in Federal Funds (\$1,343,608,534 in All Funds) in fiscal year 2025 for 29,089 end-of-year waiver slots;
- (d) **Strategy A.3.2, Community Living Assistance:** \$121,797,093 in General Revenue Funds and \$227,925,475 in Federal Funds (\$349,722,568 in All Funds) in fiscal year 2024 for 6,282 end of year waiver slots and \$124,808,692 in General Revenue Funds and \$231,135,832 in Federal Funds (\$355,944,524 in All Funds) in fiscal year 2025 for 6,388 end-of-year waiver slots;
- (e) **Strategy A.3.3, Deaf-Blind Multiple Disabilities:** \$7,324,801 in General Revenue Funds and \$12,371,962 in Federal Funds (\$19,696,763 in All Funds) in fiscal year 2024 for 310 end-of-year waiver slots and \$7,502,401 in General Revenue Funds and \$12,520,210 in Federal Funds (\$20,022,611 in All Funds) in fiscal year 2025 for 314 end-of-year waiver slots; and
- (f) **Strategy A.3.4, Texas Home Living:** \$25,555,609 in General Revenue Funds and \$47,605,478 in Federal Funds (\$73,161,087 in All Funds) in fiscal year 2024 for 2,934 end-of-year waiver slots and \$27,307,262 in General Revenue Funds and \$50,256,534 in Federal Funds (\$77,563,796 in All Funds) in fiscal year 2025 for 3,085 end-of-year waiver slots.

Appropriations and end-of-year waiver slots include an additional \$50,000,000 in General Revenue to increase waiver slots and reduce the interest lists.

- 27. Funding for the Unwinding of Continuous Medicaid Coverage.** Included in the amounts appropriated above in Strategy I.1.1, Integrated Eligibility and Enrollment, is \$31,098,585 in General Revenue and \$61,253,821 in Federal Funds (\$92,352,406 in All Funds) in fiscal year 2024 and \$6,794,845 in General Revenue and \$14,178,839 in Federal Funds (\$20,973,684 in All Funds) in fiscal year 2025 to provide funding for temporary full-time equivalents and to support the increased workload for the Eligibility Support Services contractor due to the unwinding of continuous Medicaid coverage. It is the intent of the Legislature that full-time equivalent positions added to temporarily assist in the unwinding of continuous Medicaid coverage be phased out by June 30, 2024.
- 28. 2-1-1 Texas Information & Referral Network (TIRN).** Out of funds appropriated above, the Health and Human Services Commission shall allocate the following amounts for improvement of 2-1-1 TIRN:
 - (a) \$375,000 in General Revenue and \$379,420 in Federal Funds (\$754,420 in All Funds) in each fiscal year in Strategy I.1.1, Integrated Eligibility and Enrollment, for staff retention and hiring at contracted Area Information Centers; and
 - (b) \$375,000 in General Revenue and \$684,143 in Federal Funds (\$1,059,143 in All Funds) in each fiscal year Strategy I.3.1, TIERS & Eligibility Support Tech, to improve 2-1-1 analytics and functionality.
- 29. Deaf-Blind Multiple Disabilities Case Management.** Out of funds appropriated above in Strategy A.3.3, Deaf-Blind Multiple Disabilities, the Health and Human Services Commission shall allocate \$181,994 in General Revenue and \$281,214 in Federal Funds (\$463,208 in All Funds) in fiscal year 2024 and \$184,588 in General Revenue and \$278,620 in Federal Funds (\$463,208 in All Funds) in fiscal year 2025 for Deaf-Blind Multiple Disabilities case management billing reform.
- 30. Information on Funding Provided for Attendant Wages.**
 - (a) Included in amounts appropriated above to the Health and Human Services Commission (HHSC) in Goal A, Medicaid Client Services, and Strategy F.1.2, Non-Medicaid Services, is \$773,185,216 in General Revenue and \$1,176,676,992 in Federal Funds (\$1,949,862,208 in All Funds) in the biennium to increase the base wage for personal attendant services to \$10.60 per hour in fiscal years 2024 and 2025.
 - (b) Included in amounts appropriated above in Goal A, Medicaid Client Services, and F.1.2, Non-Medicaid Services, is \$4,493,605 in General Revenue and \$7,405,221 in Federal Funds

HEALTH AND HUMAN SERVICES COMMISSION

(Continued)

(\$11,898,826 in All Funds) in fiscal year 2024 and \$4,894,935 in General Revenue and \$8,066,505 in Federal Funds (\$12,961,440 in All Funds) in fiscal year 2025 for the attendant care rate enhancement program.

- (c) Included in amounts appropriated above in Goal A, Medicaid Client Services, for each fiscal year is \$6,246,285 in General Revenue and \$9,479,424 in Federal Funds (\$15,725,709 in All Funds) in fiscal year 2024 and \$6,242,965 in General Revenue and \$9,479,424 in Federal Funds (\$15,722,389 in All Funds) in fiscal year 2025 to increase the per level amount of the individualized and specialized services rate enhancement program to 5 cents per level.
- (d) Out of funds appropriated in Strategy B.1.1, Medicaid & CHIP Contracts & Administration, HHSC shall evaluate the rate enhancement programs paid in the Medicaid program to providers to increase reimbursements for direct care and attendant care services. HHSC shall report on certain financial information regarding rate enhancement programs, including, but not limited to, the funding impact, by provider type and service, of the operation of the rate enhancement programs, the percentage of providers and services that participate in the programs, the efficacy of the programs in recruiting and retaining the workforce necessary to deliver services, and the cost of participation to providers for complying with the program requirements. HHSC shall report on the evaluation and findings and recommendations to the Governor's Office, the Legislative Budget Board, the Lieutenant Governor, and the Speaker of the House of Representatives by October 1, 2024.

31. Rates: Improving Access to Pediatric Services and Women's Health Related Surgeries.

- (a) Included in amounts appropriated above to the Health and Human Services Commission (HHSC) in Strategy A.1.5, Children, is \$24,917,802 in General Revenue and \$38,056,023 in Federal Funds (\$62,973,825 in All Funds) in each fiscal year to increase the Medicaid reimbursement rates to improve access by children to physician and clinic services, especially well child visits, by six percent.
- (b) Included in amounts appropriated above in Strategy A.1.3, Pregnant Women, is \$2,972,190 in General Revenue and \$4,539,312 in Federal Funds (\$7,511,502 in All Funds) in each fiscal year to increase the Medicaid reimbursement rates for birth and women's health related surgeries by six percent.
- (c) It is the intent of the Legislature that HHSC allocate the funding identified in Subsection (a) among evaluation and management procedure codes to improve access to care for clients served under Medicaid fee-for-service and managed care models.
- (d) It is the intent of the Legislature that HHSC shall ensure all funds allocated through this rider are fully reflected in reimbursement rates paid for physician services in Medicaid fee-for-service and managed care models.
- (e) HHSC shall evaluate, with the input of interested stakeholders, whether there are distinctions in the level of access to care available to clients ages 0 to 4 as compared to children ages 5 to 20. HHSC shall submit a report to the Governor's Office and the Legislative Budget Board by September 1, 2024, detailing the compliance by managed care organizations in allocating the additional funds listed above directly to pediatric services and evaluating whether there are distinctions in access to care by age amongst the pediatric age groups.

32. Transition of Medicaid Only Services into Managed Care for Dually Eligible People. It is the intent of the Legislature that out of funds appropriated above in Strategy A.1.1, Aged and Medicare Related, the Health and Human Services Commission (HHSC) shall transition Medicaid-only services for dually eligible people enrolled in Medicaid managed care from services currently provided through fee-for-service Medicaid and reimbursed by the HHSC Medicaid claims administrator vendor to services provided through managed care and reimbursed by managed care organizations as part of the benefits offered to enrollees, without imposing cost-sharing on dually eligible people.

33. Ground Ambulance Reimbursement Rates. Included in amounts appropriated above to the Health and Human Services in Strategy A.1.1, Aged and Medicare-Related, is \$3,213,745 in General Revenue and \$4,889,701 in Federal Funds (\$8,103,446 in All Funds) in each fiscal year to increase the Medicaid ground ambulance mileage reimbursement rate by 25 percent.

HEALTH AND HUMAN SERVICES COMMISSION

(Continued)

- 34. Private Duty Nursing.** Included in amounts appropriated above to the Health and Human Services Commission in Strategy A.1.2, Disability-Related, is \$9,134,922 in General Revenue and \$13,782,665 in Federal Funds (\$22,917,587 in All Funds) in each fiscal year to increase the Medicaid private duty nursing reimbursement rate by two percent.
- 35. Funding for Medicaid Pediatric Long-Term Care Facility Rate Increase.** Included in the amounts appropriated above in Strategy A.1.2, Medicaid Disability-Related, is \$759,055 in General Revenue Funds and \$1,144,769 in Federal Funds in fiscal year 2024 and \$763,814 in General Revenue Funds and \$1,140,010 in Federal Funds in fiscal year 2025 to increase the reimbursement rate for pediatric long-term care facilities.
- 36. Medicaid and CHIP Provider Enrollment and Credentialing Portal.** Included in the amounts appropriated above to the Health and Human Services Commission in Strategy B.1.1, Medicaid & CHIP Contracts & Administration, is \$500,000 in General Revenue and \$1,500,000 in Federal Funds (\$2,000,000 in All Funds) in fiscal year 2025 for the ongoing costs for the Medicaid and CHIP Provider Enrollment and Credentialing Portal.
- 37. Report on Uncompensated Trauma Payments.** Out of funds appropriated above, the Health and Human Services Commission (HHSC) shall issue a report on uncompensated trauma care provided throughout Texas. The report shall provide information on:
- (a) the amount of funds hospitals receive through governmental entities for uncompensated trauma care; and
 - (b) payments received by physicians or physician groups for providing medical care to uninsured trauma patients.

HHSC shall submit a report with findings to the Senate Committee on Finance, the House Committee on Appropriations, the Legislative Budget Board, the Lieutenant Governor, the Speaker of the House, and the Office of the Governor by December 1, 2024.

CHILDREN'S HEALTH INSURANCE PROGRAM

- 38. Informational Listing: Children's Health Insurance Program (CHIP) Funding.**¹³ This rider is informational only and does not make any appropriations. Appropriations above in Strategy C.1.1, CHIP, Perinatal Services, Prescription Drugs, and Dental Services, include the following:
- (a) **CHIP:** \$122,211,358 in General Revenue Funds and \$320,880,801 in Federal Funds (\$443,092,159 in All Funds) in fiscal year 2024 and \$150,326,632 in General Revenue Funds and \$392,932,485 in Federal Funds (\$543,259,117 in All Funds) in fiscal year 2025;
 - (b) **CHIP Perinatal Services:** \$40,668,438 in General Revenue Funds and \$107,161,506 in Federal Funds (\$147,829,944 in All Funds) in fiscal year 2024 and \$41,531,191 in General Revenue Funds and \$108,560,235 in Federal Funds (\$150,091,426 in All Funds) in fiscal year 2025;
 - (c) **CHIP Prescription Drugs:** \$34,607,125 in General Revenue Funds and \$90,911,129 in Federal Funds (\$125,518,254 in All Funds) in fiscal year 2024 and \$41,000,462 in General Revenue Funds and \$107,172,753 in Federal Funds (\$148,173,215 in All Funds) in fiscal year 2025; and
 - (d) **CHIP Dental Services:** \$21,197,964 in General Revenue Funds and \$55,642,864 in Federal Funds (\$76,840,828 in All Funds) in fiscal year 2024 and \$25,967,468 in General Revenue Funds and \$67,870,761 in Federal Funds (\$93,838,229 in All Funds) in fiscal year 2025.
- 39. Use of Additional CHIP Revenue.** Included in the amounts appropriated above in Strategy C.1.1, CHIP, are CHIP Experience Rebates and CHIP Premium Co-payments.
- (a) **Definitions.** For the purposes of this provision and appropriation authority:
 - (1) CHIP Experience Rebates are defined as:
 - (A) refunds/rebates of previously paid CHIP premiums and related interest earnings; and

HEALTH AND HUMAN SERVICES COMMISSION
(Continued)

- (B) managed care rebates and related interest earnings.
- (2) CHIP Premium Co-payments are defined as premium co-payments made on behalf of children enrolled in the Children's Health Insurance Program.
- (b) Amounts defined as CHIP Experience Rebates and CHIP Premium Co-payments are to be deposited into the General Revenue Fund. The Health and Human Services Commission (HHSC) may receive and expend CHIP Experience Rebates and CHIP Premium Co-payments. The use of CHIP Experience Rebates and CHIP Premium Co-payments is limited to health care services for CHIP clients. CHIP Experience Rebates and CHIP Premium Co-payments shall be expended as they are received as a first source, and General Revenue shall be used as a second source, to support CHIP-related programs. In the event that these revenues should be greater than the amounts identified in the method of finance above as Experience Rebates - CHIP No. 8054 or Premium Co-payments - Low Income Children, No. 3643, HHSC is appropriated and authorized to expend these General Revenue Funds made available, subject to the following requirements:
 - (1) Amounts available shall be expended prior to utilization of any General Revenue available for the same purposes; and
 - (2) In the event General Revenue has been expended prior to the receipt of CHIP Experience Rebates and CHIP Premium Co-payments, HHSC shall reimburse General Revenue. This process shall be completed on a monthly basis in order to prevent accumulation of CHIP Experience Rebates and CHIP Premium Co-payments.

40. Tobacco Settlement Receipts.¹³ Tobacco settlement receipts appropriations made above in Goal A, Medicaid Client Services, and Goal C, CHIP Client Services, include \$333,705,788 for fiscal year 2024 and \$385,148,319 for fiscal year 2025 in tobacco settlement receipts paid to the State pursuant to the Comprehensive Tobacco Settlement and Release. In the event that the state has not received a tobacco settlements payment for each fiscal year by September 1 of each year of the biennium, the Comptroller of Public Accounts is authorized to use General Revenue funds as needed for program expenditures for cash flow purposes between the beginning of the fiscal year and the receipt by the state of the tobacco settlement payment for the fiscal year. Upon receipt of the tobacco settlement payment, the General Revenue Fund shall be reimbursed with tobacco settlement receipts for all expenditures made pursuant to this provision.

BEHAVIORAL HEALTH

41. Contingency for Behavioral Health Funds. Notwithstanding appropriation authority granted above, the Comptroller of Public Accounts shall not allow the expenditure of General Revenue-Related Funds at the Health and Human Services Commission in Strategies D.1.1, Women's Health Programs; D.2.1, Community Mental Health Svcs Adults; D.2.2, Community Mental Hlth Svcs Children; D.2.3, Community Mental Health Crisis Svcs; D.2.4, Substance Abuse Services; D.2.5, Behavioral Hlth Waiver & Amendment; D.2.6, Community Mental Health Grants; D.2.7, Community Behavioral Health Administration; F.1.3, Non-Medicaid IDD Community Services; F.3.2, Child Advocacy Programs; F.3.3, Additional Advocacy Programs; G.2.1, Mental Health State Hospitals; G.2.2, Mental Health Community Hospitals; G.3.1, Other Facilities; G.4.1, Facility Program Support; G.4.2, Facility Capital Repairs and Renov; I.2.1, Long-Term Care Intake & Access; L.1.1, HHS System Supports; L.1.2, IT Oversight & Program Support; and M.1.1, Texas Civil Commitment Office, in fiscal year 2024 or fiscal year 2025, as identified in Art. IX, Section 10.04, Statewide Behavioral Health Strategic Plan and Coordinated Expenditures, if the Legislative Budget Board provides notification to the Comptroller of Public Accounts that the agency's planned expenditure of those funds in fiscal year 2024 or fiscal year 2025 does not satisfy the requirements of Art. IX, Section 10.04, Statewide Behavioral Health Strategic Plan and Coordinated Expenditures.

42. Mental Health Outcomes and Accountability. Out of funds appropriated above in Strategies D.2.1, Community Mental Health Svcs Adults; D.2.2, Community Mental Hlth Svcs Children; and D.2.3, Community Mental Health Crisis Svcs, the Health and Human Services Commission (HHSC) shall place ten percent of the General Revenue quarterly allocation from each Local Mental Health Authority and Local Behavioral Health Authority at risk. Funds placed at risk shall be subject to recoupment for failure to achieve outcome targets set by HHSC. Funds that have been recouped for failure to achieve outcome targets may be used for technical assistance or redistributed as an incentive payment according to a methodology developed by HHSC. Performance shall be assessed and payments made on a six-month interval.

HEALTH AND HUMAN SERVICES COMMISSION

(Continued)

- 43. Mental Health Appropriations and Federal Matching Opportunities.** Out of funds appropriated above in Strategies D.2.1, Community Mental Health Svcs Adults; D.2.2, Community Mental Hlth Svcs Children; and D.2.3, Community Mental Health Crisis Svcs, the Health and Human Services Commission (HHSC) by contract shall require that General Revenue funds be used to the extent possible to draw down additional federal funds through the 1115 Transformation Waiver or other federal matching opportunities. Nothing in this section shall relieve a Local Mental Health Authority or Local Behavioral Health Authority from an obligation to provide mental health services under the terms of a performance contract with HHSC or to reduce the amount of such obligation specified in the contract. HHSC shall report to the Legislative Budget Board and the Office of the Governor by December 1 of each fiscal year on efforts to leverage these funds.
- 44. Mental Health Peer Support Re-entry Program.** Out of funds appropriated above, the Health and Human Services Commission (HHSC) shall allocate up to \$1,000,000 in General Revenue for the biennium from Strategy D.2.1, Community Mental Health Svcs - Adults, to maintain a mental health peer support re-entry program. HHSC, in partnership with Local Mental Health Authorities and county sheriffs, shall operate a program that uses certified peer support specialists to ensure inmates with a mental illness successfully transition from the county jail into clinically appropriate community-based care.
- 45. Reporting of Waiting Lists for Mental Health Services.** The Health and Human Services Commission (HHSC) shall submit to the Legislative Budget Board and the Office of the Governor the current waiting list and related expenditure data for the following:
- (a) community mental health services for adults;
 - (b) community mental health services for children;
 - (c) forensic state hospital beds; and
 - (d) maximum security forensic state hospital beds.

The data shall be submitted in a format specified by the Legislative Budget Board and shall, at a minimum, include the number of clients waiting for all services, the number of underserved clients waiting for additional services, the number of individuals removed from the waiting list, and funds expended to remove individuals on the waiting list in each fiscal quarter included in the reporting period, and the average number of days spent on the waiting list. The information above shall be provided for each Local Mental Health Authority (LMHA) and Local Behavioral Health Authority (LBHA), facility, or other contracted entity. HHSC shall distinguish between waiting lists at LMHAs and LBHAs, state facilities, or other contracted entities that are due to operational or other short-term factors and long-term waiting lists due to insufficient capacity. Data shall be submitted November 1 and May 1 of each fiscal year.

- 46. Mental Health Program for Veterans.** Out of funds appropriated above in Strategy D.2.1, Community Mental Health Services for Adults, the Health and Human Services Commission shall allocate \$3,956,000 in General Revenue in each fiscal year for the purpose of administering the mental health program for veterans established pursuant to Health and Safety Code, Sections 1001.221-.224.
- 47. Consolidated Reporting of Opioid-Related Expenditures.** No later than June 1 of each year, the Executive Commissioner of the Health and Human Services Commission (HHSC) shall submit a report to the Legislative Budget Board, Office of the Governor, Senate Finance Committee, and House Appropriations Committee that provides information about actual annual expenditures from the previous fiscal year for opioid-related programs at HHSC, the Department of Family and Protective Services, and the Department of State Health Services. The report shall include, but not be limited to, all programs specific to opioid abuse and misuse, including prevention, treatment, recovery, intervention, and detoxification programs, and all programs available to individuals who may have an opioid-use disorder. The report shall include expenditure data by program at the method of finance level and the amount distributed by Article II agencies to institutions of higher education for each program at the method of finance level.

HEALTH AND HUMAN SERVICES COMMISSION

(Continued)

48. Community Mental Health Grant Programs.^{10, 12}

- (a) **Informational Listing.** Included in amounts appropriated above in Strategy D.2.6, Community Mental Health Grant Programs, is the following:
- (1) \$10,000,000 in General Revenue in each fiscal year of the biennium for a grant program for mental health services for veterans and their families established pursuant to Government Code, Section 531.0992;
 - (2) \$40,000,000 in General Revenue in each fiscal year of the biennium for a grant program to reduce recidivism, arrest, and incarceration among individuals with mental illness and to reduce wait time for forensic commitment established pursuant to Government Code, Section 531.0993;
 - (3) \$5,000,000 in General Revenue in each fiscal year of the biennium for a grant program to reduce recidivism, arrest, and incarceration among individuals with mental illness and to reduce wait time for forensic commitment in the most populous county established pursuant to Government Code, Section 531.09935;
 - (4) \$27,500,000 in General Revenue in each fiscal year of the biennium for a community mental health grant program established pursuant to Government Code, Section 531.0991;
 - (5) \$16,500,000 in General Revenue in each fiscal year of the biennium to provide grants for Healthy Community Collaboratives pursuant to Government Code, Section 539.002;
 - (6) \$7,500,000 in General Revenue in each fiscal year of the biennium for an innovation grant program to support a variety of community-based initiatives that improve access to care for children and families, such as programs that reduce juvenile justice involvement, relinquishment, and preventable emergency room visits. Contingent on enactment of Senate Bill 26, or similar legislation relating to local mental health authority and local behavioral health authority audits and mental and behavioral health reporting, services, and programs, by the Eighty-eighth Legislature, Regular Session, 2023, amounts include an additional \$7,500,000 in each fiscal year from General Revenue Funds in Strategy D.2.6, Community Mental Health Grant Programs, for the innovation grant program; and
 - (7) Contingent on enactment of Senate Bill 1677, similar legislation relating to the establishment and administration of Health and Human Services Commission programs providing mental health services to certain individuals in this state, by the Eighty-eighth Legislature, Regular Session, 2023, amounts include \$1,500,000 in General Revenue in each fiscal year to implement the provisions of the legislation.
- (b) **Unexpended Balance Authority within the Biennium.** Any unexpended balances remaining at the end of the first fiscal year of the biennium in Strategy D.2.6, Community Mental Health Grant Programs, are appropriated for the same purposes for the second fiscal year of the biennium.
- (c) **Reporting Requirement.** By November 1, 2024, HHSC shall submit a report detailing the expenditure of funds appropriated in Strategy D.2.6, Community Mental Health Grant Programs. The report shall include the following: the number of grants awarded, amount awarded per entity, effectiveness of the grants, the number of individuals served by each grant program, and any other information requested by the Legislative Budget Board. The report shall be submitted to the Legislative Budget Board, the Office of the Governor, the Senate Finance Committee, and the House Appropriations Committee.
- (d) **Other Requirements.**
- (1) Contingent upon the availability of local matching funds pursuant to Government Code, Section 539.002, \$10,000,000 in General Revenue for the biennium from the amount identified above in subsection (a)(5) may be allocated to fund Healthy Community

HEALTH AND HUMAN SERVICES COMMISSION

(Continued)

Collaboratives in rural areas. HHSC shall consider funding received by a collaborative from the Texas Department of Housing and Community Affairs prior to releasing funds in subsection (a)(5) to the collaborative.

- (2) For the new funding identified in Subsection (a)(2) above 2022-23 appropriated levels, HHSC shall prioritize proposals with a use described by Government Code, Section 531.0993(f)(3).

49. Block Grants for Community Mental Health. Out of funds appropriated above, the Health and Human Services Commission (HHSC) shall produce a report on the uses of the federal Block Grants for Community Mental Health (MHBG) funds in the previous fiscal year, including supplemental and one-time awards received by HHSC.

The report shall include:

- (a) an itemized list of each activity funded with MHBG funds;
- (b) identification of whether the activity was funded by one-time federal COVID-19 related MHBG awards and/or MHBG awards the state received through the regular federal legislative process;
- (c) a detailed description of each activity listed in subsection (a), including expenditures by funding stream; and
- (d) the total amount of federal MHBG funds expended and the actual amount of unexpended and unobligated balances.

HHSC shall submit the report to the Legislative Budget Board, Office of the Governor, Senate Finance Committee, House Appropriations Committee, and permanent committees in the Senate and House of Representatives with jurisdiction over health and human services by June 1 of each fiscal year.

50. Substance Abuse Prevention and Treatment Block Grant. Out of funds appropriated above, the Health and Human Services Commission (HHSC) shall produce an annual report on the uses of the federal Substance Abuse Prevention and Treatment Block Grant (SABG) funds in the previous fiscal year, including supplemental and one-time awards, received by HHSC.

The report shall include:

- (a) an itemized list of each activity funded with SABG funds;
- (b) identification of whether the activity was funded by one-time federal COVID-19 related SABG awards and/or SABG awards the state received through the regular federal legislative process;
- (c) a detailed description of each activity listed in subsection (a), including expenditures by funding stream; and
- (d) the total amount of federal SABG funds expended and the actual amount of unexpended and unobligated balances.

HHSC shall submit the report to the Legislative Budget Board, Office of the Governor, Senate Finance Committee, House Appropriations Committee, and permanent committees in the Senate and House of Representatives with jurisdiction over health and human services by June 1 of each fiscal year.

51. Outpatient Integrated Care Clinic Project.

- (a) Out of amounts appropriated above in Strategy G.2.2, Mental Health Community Hospitals, the Health and Human Services Commission shall expend \$6,000,000 in General Revenue in fiscal year 2024 to partner with an acute care hospital with inpatient psychiatric child and adolescent beds in Jefferson County, Texas, to establish an integrated care clinic utilizing the

HEALTH AND HUMAN SERVICES COMMISSION

(Continued)

Collaborative Care Model (CoCM) for behavioral health integration, where staff will serve as single point of contact to coordinate and support client needs with community partners.

- (b) Any unexpended balances in appropriations identified in Subsection (a) as of August 31, 2024, are appropriated for the same purpose for the fiscal year beginning September 1, 2024.

52. Informational Listing: Additional Mental Health Funding.³ Appropriations above for the Health and Human Services Commission (HHSC) include the following amounts in General Revenue:

(a) **HHSC Frontline Staff.**

- (1) **Salary Increases.** \$101,729,614 in fiscal year 2024 and \$101,729,070 in fiscal year 2025 in Strategy G.1.1, State Supported Living Centers, and \$67,340,974 in each fiscal year in Strategy G.2.1, Mental Health State Hospitals, to maintain salary increases for frontline staff at HHSC facilities.

(b) **Expansion of Community Inpatient Beds.**

- (1) **State Hospital Contracted Beds.** \$4,197,500 in each fiscal year in Strategy G.2.1, Mental Health State Hospitals, to contract for 20 competency restoration beds; and \$4,068,000 in each fiscal year in Strategy G.2.2, Mental Health Community Hospitals, to expand contracted bed capacity by 16 beds;
- (2) **John S. Dunn Behavioral Sciences Center.** \$4,730,400 in each fiscal year in Strategy G.2.1, Mental Health State Hospitals, to increase funding for 144 beds at the John S. Dunn Behavioral Sciences Center; and \$6,132,000 in each fiscal year in Strategy G.2.1, Mental Health State Hospitals, to expand state hospital capacity at the John S. Dunn Behavioral Sciences Center by 24 beds. It is the intent of the Legislature that the additional beds be dedicated to addressing the state hospital forensic waitlist.
- (3) **Purchased Psychiatric Beds.** \$99,098,599 in each fiscal year in Strategy G.2.2, Mental Health Community Hospitals, to maintain existing capacity and for 193 additional state-purchased inpatient psychiatric beds, including 70 beds in rural communities and 123 beds in urban communities. HHSC shall utilize up to \$13,700,000 of this funding during the biennium to provide inpatient psychiatric beds serving the Uvalde community. HHSC shall prioritize an additional 20 contracted beds for children in DFPS conservatorship.
- (4) **Inpatient Capacity Expansion.** \$45,834,616 in each fiscal year in Strategy G.2.2, Mental Health Community Hospitals, to contract for an additional 150 competency restoration beds.
- (5) **Sunrise Canyon Operational Funding.** \$3,536,850 in each fiscal year in Strategy G.2.2, Mental Health Community Hospitals, to increase funding for existing Sunrise Canyon Hospital inpatient beds.

(c) **Step-down Housing and State Hospital Transitions.**

- (1) **State Hospital Transition Teams.** \$2,500,000 in each fiscal year in Strategy G.2.1, Mental Health State Hospitals, to establish state hospital transition teams to support individuals statewide who are at risk of state hospital readmission by providing coordination and support to address mental health needs in the community.
- (2) **Step-Down Housing Expansion.** \$8,500,000 in each fiscal year in Strategy D.2.1, Community Mental Health Services (MHS) for Adults, to expand step-down housing programs statewide to identify, assess, and transition patients with acute mental health and/or medical needs from hospitals to community settings with appropriate supports.

(d) **Crisis Services.**

- (1) **Crisis Stabilization Facilities.** \$14,000,000 in each fiscal year in Strategy D.2.3, Community Mental Health Crisis Services (CMHCS), to fund up to five additional crisis stabilization facilities; \$2,500,000 in fiscal year 2024 for the crisis stabilization facility at the local mental health authority that services Montgomery, Walker, and

HEALTH AND HUMAN SERVICES COMMISSION

(Continued)

Liberty Counties; \$4,000,000 in each fiscal year for crisis services at the local mental health authority that services Galveston County; and \$4,000,000 in each fiscal year for crisis services at the local mental health authority that services the Heart of Texas region; to provide a short-term alternative to hospital admission to reduce acute symptoms of mental illness. Facilities may include crisis stabilization units, crisis residential facilities, crisis respite facilities, diversion centers, extended observation units, or a mix of these.

- (2) **Crisis Respite Units for Youth.** \$5,750,000 in each fiscal year in Strategy D.2.3, Community Mental Health Crisis Services (CMHCS), to fund four additional crisis respite units that serve youth and to pilot three peer-run units.
- (3) **Youth Mobile Crisis Outreach Teams.** \$7,000,000 in each fiscal year in Strategy D.2.3, Community Mental Health Crisis Services (CMHCS), to establish youth mobile crisis outreach teams to reduce the risk of hospitalization from acute mental health illness and transition youth into care, including three mobile crisis outreach teams for children served by the Department of Family and Protective Services.

(e) **Expansion of Programs for High-Risk Children.**

- (1) **Multisystemic Therapy.** \$15,225,000 in each fiscal year in Strategy D.2.2, Community Mental Health Services (MHS) for Children, to expand multisystemic therapy, which provides community-based treatment for at-risk youth with intensive needs and their families.
- (2) **Coordinated Specialty Care.** \$2,100,000 in each fiscal year in Strategy D.2.1, Community Mental Health Services (MHS) for Adults, to expand coordinated specialty care, which provides outpatient behavioral health services to persons experiencing an early onset of psychosis.
- (3) **Mental Health Services for the Uvalde Community.** \$5,000,000 in each fiscal year in Strategy D.2.1, Community Mental Health Services (MHS) for Adults, to partner with the Hill Country Local Mental Health Authority to provide ongoing mental health services support for the Uvalde community.
- (4) **Uvalde Behavioral Health Campus.** \$5,000,000 in fiscal year 2025 in Strategy G.2.2, Mental Health Community Hospitals, for start-up and operational funding for the new Uvalde Behavioral Health Campus.

(f) **Behavioral Health Administration.**

- (1) **Contracted Inpatient Bed Administration.** \$585,121 in fiscal year 2024 and \$546,259 in fiscal year 2025 in Strategy D.2.7, Community Behavioral Health Administration, for administration and oversight funds for new contracted inpatient beds.
- (2) **Community Mental Health Grant Programs Administration.** \$1,071,316 in fiscal year 2024 and \$970,050 in fiscal year 2025 in Strategy D.2.7, Community Behavioral Health Administration, for administration and oversight funds for new funding for community mental health grant programs.
- (3) **Budget Execution Order Sustainability.** \$411,332 in fiscal year 2024 and \$368,585 in fiscal year 2025 in Strategy D.2.7, Community Behavioral Health Administration, for administration and oversight funds for new funding for multisystemic therapy, coordinated specialty care, and mental health services in the Uvalde area.
- (4) **Crisis Services Administration.** \$345,191 in fiscal year 2024 and \$321,875 in fiscal year 2025 in Strategy D.2.7, Community Behavioral Health Administration, for administration and oversight funds for new funding for community mental health crisis services.
- (5) **Innovation Grants Administration.** \$88,079 in fiscal year 2024 and \$80,306 in fiscal year 2025 in Strategy D.2.7, Community Behavioral Health Administration, for administration and oversight funds for new funding for innovation grants.

HEALTH AND HUMAN SERVICES COMMISSION

(Continued)

- 53. Rates: Reimbursement for Federal Substance Abuse Prevention and Treatment Block Grant Services.** It is the intent of the Legislature that the Health and Human Services Commission (HHSC) shall evaluate the rate setting methodology for reimbursement of services reimbursable to grant recipients of the federal Substance Abuse Prevention and Treatment Block Grant (SABG) funds and shall propose reimbursement rates for these services no later than October 1, 2023, in a format that will enable HHSC to receive public comments on the proposed rates. HHSC shall consider the public comments as well as characteristics of the populations served, commercial and Medicaid reimbursement rates for similar services, and financial sustainability of reimbursement rates prior to adopting final rates.
- 54. Maintenance of Critical Services: Local Authority Workforce Capacity.** Out of funds appropriated above, the Health and Human Services Commission shall allocate the following amounts for maintenance of critical infrastructure to local mental health authorities, local behavioral health authorities, and local intellectual and developmental disability authorities proportionally based on fiscal year 2023 funding levels:
- (a) \$7,111,505 in General Revenue in each fiscal year in Strategy D.2.1, Community Mental Health Svc - Adults;
 - (b) \$1,810,117 in General Revenue in each fiscal year in Strategy D.2.2, Community Mental Health Svc - Children;
 - (c) \$1,344,234 in General Revenue in each fiscal year in Strategy D.2.3, Community Mental Health Crisis Svcs;
 - (d) \$887,615 in General Revenue in each fiscal year in Strategy F.1.3, Non-Medicaid IDD Community Svcs; and
 - (e) \$782,153 in General Revenue in each fiscal year in Strategy I.2.1, Long-term Care Intake & Access.
- 55. University of Texas Health Science Center at Tyler Contracted Mental Health Beds.** Out of funds appropriated above in Strategy G.2.2, Mental Health Community Hospitals, HHSC shall allocate \$889,800 in General Revenue in fiscal year 2024 and \$887,683 in General Revenue in fiscal year 2025 to increase the bed-day rate for inpatient mental health contracted beds at the University of Texas Health Science Center at Tyler.
- 56. Rural Hospital Telepsychiatry Consultations.** Included in amounts appropriated above in Strategy D.2.1, Community Mental Health Svcs - Adults, is \$3,700,000 in General Revenue in each fiscal year of the biennium to fund telepsychiatry consultations for rural hospitals. The Health and Human Services Commission shall contract with a statewide organization to aggregate telepsychiatry consultations among rural hospitals in order to access remote psychology services through collaboration with one or more telepsychiatry networks. The statewide organization must be exempt from federal income taxation and provide services to rural hospitals, including grant and fund development to assist rural hospitals in their search for funding opportunities, education and training to provide important information to rural hospital staff, and performance and quality improvement tools to help rural hospitals deliver quality health care.

Any unexpended balances remaining as of August 31, 2024, are appropriated for the same purpose for the fiscal year beginning September 1, 2024.

Rural hospitals are defined as (1) hospitals located in a county with 68,750 or fewer persons according to the 2020 U.S. Census; or (2) a hospital designated by Medicare as a Critical Access Hospital (CAH), a Sole Community Hospital (SCH), or a Rural Referral Center (RRC) that is not located in a Metropolitan Statistical Area (MSA); or (3) a hospital that has 100 or fewer beds, is designated by Medicare as a CAH, a SCH, or a RRC, and is located in an MSA.

WOMEN'S HEALTH

- 57. Payments to Health Centers for the Healthy Texas Women Program.** It is the intent of the Legislature that the Health and Human Services Commission (HHSC) shall, to the extent allowable by federal law, reimburse Federally Qualified Health Centers for family planning services under Strategy D.1.1, Women's Health Programs, for the Healthy Texas Women Program, using a prospective payment system at a per visit rate, not to exceed three payments during a calendar year.

HEALTH AND HUMAN SERVICES COMMISSION

(Continued)

58. Funding for Abstinence Sexual Education. Funds appropriated in Strategy D.1.12, Abstinence Education, shall be utilized for the purpose of implementing abstinence sexual education programs to reduce the need for future family planning services for unwed minors. Abstinence education means materials and instruction which:

- (a) Present abstinence from sexual activity as the preferred choice of behavior for unmarried persons; and
- (b) Emphasize that abstinence from sexual activity, used consistently and correctly, is the only method that is 100 percent effective in preventing pregnancy, sexually transmitted disease, and infection with human immunodeficiency virus or acquired immunodeficiency syndrome.

Funds appropriated in Strategy D.1.12, Abstinence Education, must be used to implement sexual education programs that must comply with each of the components of the abstinence education program under Section 510(b)(2) of the Social Security Act (42 U.S.C. Section 710(b)).

No later than December 1 of each year, the Health and Human Services Commission shall submit to the Legislative Budget Board and the Office of the Governor a report containing contractor compliance issues related to components of Section 510(b)(2) of the Social Security Act (42 U.S.C. Section 710(b)).

59. Prohibition on Abortions.

- (a) It is the intent of the Legislature that no funds shall be used to pay the direct or indirect costs (including marketing, overhead, rent, phones, and utilities) of abortion procedures provided by contractors of the Health and Human Services Commission.
- (b) It is also the intent of the Legislature that no funds appropriated for Medicaid Family Planning, Healthy Texas Women Program, or the Family Planning Program shall be distributed to individuals or entities that perform elective abortion procedures or that contract with or provide funds to individuals or entities for the performance of elective abortion procedures.
- (c) The commission shall include in its financial audit a review of the use of appropriated funds to ensure compliance with this section.

60. Funding for Family Planning Instruction. None of the funds appropriated above may be used to implement human sexuality instruction or family planning instruction, or to provide instructional materials for use in human sexuality instruction or family planning instruction, if the instruction or instructional materials are provided or prepared by an individual or entity that performs elective abortions or an affiliate of an individual or entity that performs elective abortions.

61. Women's Health Programs: Savings and Performance Reporting. The Health and Human Services Commission shall submit an annual report on the Healthy Texas Women (HTW), HTW Plus, Family Planning Program (FPP), and Breast and Cervical Cancer Services Program, due August 1 of each year, to the Legislative Budget Board and the Office of the Governor that includes the following information for each program:

- (a) HTW enrollment levels;
- (b) Service utilization by geographic region, including total number of unduplicated patients served, delivery system, and age from the prior two fiscal years;
- (c) Savings or expenditures in the Medicaid program that are attributable to service utilization as reported in section (b);
- (d) Descriptions of all outreach activities undertaken for the reporting period, including those focused on recruiting new specialty provider types;
- (e) The total number of providers, by geographic region and provider type, enrolled in each program;
- (f) The average and median numbers of program clients;

HEALTH AND HUMAN SERVICES COMMISSION

(Continued)

- (g) The count of women in HTW and FPP receiving a long-acting reversible contraceptive;
- (h) The service utilization by procedure or drug type code;
- (i) Total expenditures, by method of finance and program;
- (j) Results of policies designed to reduce enrollment gaps, including but not limited to the number of unduplicated women automatically or administratively-enrolled into HTW from other Medicaid programs or the Children's Health Insurance Program, and recommendations for further reducing enrollment gaps; and
- (k) Number of unduplicated women who are determined eligible and enrolled into HTW after their Medicaid for Pregnant Women ends.

62. Funding for Healthy Texas Women Plus. Funds appropriated above in Strategy D.1.1, Women's Health Programs, include \$1,890,347 in General Revenue and \$2,849,740 in Federal Funds in fiscal year 2024 and \$1,967,078 in General Revenue and \$2,935,908 in Federal Funds in fiscal year 2025 for the Healthy Texas Women Plus (HTW Plus) program. These amounts assume the Health and Human Services Commission (HHSC) will seek approval to receive federal matching funds for the program by submitting an amendment to the Healthy Texas Women Section 1115 Demonstration Waiver and those funds will be available beginning in fiscal year 2024. In the event federal matching funds do not become available or are available in a lesser amount, HHSC shall seek approval to transfer funds from other sources prior to making any reductions to service levels.

63. Healthy Texas Women Cost Reimbursement Program. Out of funds appropriated above in Strategy D.1.1, Women's Health Programs, the Health and Human Services Commission (HHSC) may operate the Healthy Texas Women (HTW) Cost Reimbursement program if HHSC is able to do so without exceeding All Funds appropriations. Not more than five percent of funds expended on the HTW Cost Reimbursement program shall be expended on providers' administrative functions.

64. Primary Care and Specialty Care Provisions.

(a) Consent for Services.

- (1) No state funds appropriated above for Medicaid Family Planning or for the Family Planning Program in Strategy D.1.1, Women's Health Programs, may be expended by the Health and Human Services Commission (HHSC) to dispense prescription drugs to minors without parental consent. An exemption shall be allowed for non-parents and minors pursuant to Family Code Chapter 32.
- (2) HHSC may distribute funds for medical, dental, psychological, or surgical treatment provided to a minor only if consent to treatment is obtained pursuant to Family Code Chapter 32. In the event that compliance with this subsection would result in the loss of Federal Funds to the state, HHSC may modify, or suspend this subsection to the extent necessary to prevent such loss of funds, provided that notification is provided 45 calendar days in advance to the Office of the Governor and the Legislative Budget Board.

(b) Services Providers: Limitations. No funds appropriated above may be expended by HHSC on the following:

- (1) To compensate providers for the Breast and Cervical Cancer Services Program in Strategy D.1.1, Women's Health Programs, that would be ineligible to participate pursuant to 15 Texas Administrative Code, Section 392.607. If HHSC is unable to locate a sufficient number of eligible providers offering services in a permanent setting in a certain region, the agency may compensate other local providers for the provision of breast and cervical cancer screening services; and
- (2) To contract with providers for the Primary Health Care Program in Strategy D.1.11, Community Primary Care Services, that would be ineligible to participate pursuant to Health and Safety Code, Section 31.006.

HEALTH AND HUMAN SERVICES COMMISSION

(Continued)

- (c) **Allocation of Funds for Family Planning Services.** HHSC shall allocate funds appropriated above in Strategy D.1.1, Women's Health Programs, for the Family Planning Program, using a methodology that prioritizes distribution and reallocation to first award public entities that provide family planning services, including state, county, local community health clinics, Federally Qualified Health Centers, and clinics under the Baylor College of Medicine; secondly, non-public entities that provide comprehensive primary and preventative care as a part of their family planning services; and thirdly, non-public entities that provide family planning services but do not provide comprehensive primary and preventative care. HHSC shall in compliance with federal law ensure the distribution and allocation methodology for funds in Strategy D.1.1, Women's Health Programs, for the Family Planning Program, does not severely limit or eliminate access to services to any region.

Out of funds appropriated above in Strategy D.1.1, Women's Health Programs, for the Family Planning Program, up to \$1,000,000 each fiscal year may be allocated to clinics for core family planning services provided under the auspices of Baylor College of Medicine.

65. Alternatives to Abortion Program.

- (a) Included in amounts appropriated above in Strategy D.1.2, Alternatives to Abortion, is \$70,000,000 in General Revenue Funds in each fiscal year for the Alternatives to Abortion program.
- (b) **Unexpended Balance Authority within the Biennium.** Any unobligated and unexpended balances remaining at the end of the first year of the biennium in Strategy D.1.2, Alternatives to Abortion, are appropriated to HHSC for the same purpose for the second fiscal year of the biennium.
- (c) **Reporting Requirement.** HHSC shall submit the following information regarding the Alternatives to Abortion program (A2A) to the Legislative Budget Board and the Governor's Office no later than December 1 of each year:
- (1) total number of A2A providers, including subcontractors, by geographical region;
 - (2) description of outreach efforts by providers and HHSC;
 - (3) total number of unduplicated clients served by each provider, by gender and age;
 - (4) total number of services provided by service type;
 - (5) total expenditures, by MOF;
 - (6) total contract amounts by provider, including subcontractors; and
 - (7) any outcome measures included in contracts with providers.

66. Informational Listing: Women's Health Funding.

This rider is informational only and does not make any appropriations. Appropriations above in Strategy D.1.1, Women's Health Programs, include the following:

- (a) Healthy Texas Women (HTW) Program: \$41,490,671 in General Revenue Funds and \$87,648,626 in Federal Funds (\$129,139,297 in All Funds) in fiscal year 2024 and \$44,339,779 in General Revenue Funds and \$95,139,833 in Federal Funds (\$139,479,612 in All Funds) in fiscal year 2025;
- (b) Family Planning Program (FPP): \$70,749,255 in General Revenue Funds and \$3,930,728 in Federal Funds (\$74,679,983 in All Funds) in fiscal year 2024 and \$66,354,630 in General Revenue Funds and \$3,930,728 in Federal Funds (\$70,285,358 in All Funds) in fiscal year 2025;
- (c) Breast and Cervical Cancer Services (BCCS): \$3,429,381 in General Revenue Funds and \$8,379,719 in Federal Funds (\$11,809,100 in All Funds) in each fiscal year; and

HEALTH AND HUMAN SERVICES COMMISSION

(Continued)

(d) Additional Funding for Caseload Growth: \$10,000,000 in General Revenue Funds in fiscal year 2024 that can only be utilized to address an increase in caseloads for women's health programs. The Health and Human Services Commission (HHSC) must provide notification to the Legislative Budget Board and the Governor's Office at least 30 business days prior to utilizing these funds. A notification must include the following information:

- (1) caseload projections that support the need for additional General Revenue Funds; and
- (2) the effect on performance measures.

Any unexpended balances of the \$10,000,000 in General Revenue described in this Subsection remaining as of August 31, 2024, are appropriated to HHSC for the fiscal year beginning September 1, 2024, for the same purpose.

Nothing in this provision shall be construed to limit the Health and Human Service Commission's authority to transfer appropriations within Strategy D.1.1, Women's Health Programs.

In the event federal funds identified above are available in a lesser amount, the Health and Human Services Commission shall seek approval to transfer funds from other sources prior to making any reductions to service levels.

- 67. Women's Preventive Health Mobile Units.** Out of funds appropriated above in Strategy D.1.1, Women's Health Programs, the Health and Human Services Commission (HHSC) is allocated \$5,000,000 in General Revenue each fiscal year to increase the number of Women's Preventive Health Mobile Units in the state. The Health and Human Services Commission shall prioritize awards for underserved communities or populations of the state to increase access to Healthy Texas Women, Breast and Cervical Cancer Services, and Family Planning Program services.
- 68. Family Resources Website.** Out of funds appropriated above in Strategy D.1.14, Primary Health and Specialty Care Administration, the Health and Human Services Commission shall expend \$500,000 each fiscal year to expand the one-stop Family Resources website.
- 69. Healthy Texas Women Enrollment Support.** Out of funds appropriated above in Strategy D.1.14, Primary Health and Specialty Care Administration, the Health and Human Services Commission (HHSC) is allocated \$2,614,100 in General Revenue each fiscal year to fund patient navigators at providers for women's health programs to facilitate and expedite access to the Healthy Texas Women (HTW) program. HHSC shall utilize the funding used to increase contract amounts to support the hiring of on-site navigators at contracted HTW or Family Planning Program clinics throughout the state. HHSC shall grant on-site navigators appropriate access to TIERS to facilitate client enrollment.
- 70. Family Planning Program Funds Gone Notification.** At least 30 calendar days prior to entering a 'funds gone' status for contract claims with Family Planning Program (FPP) providers, the Health and Human Services Commission shall notify the Legislative Budget Board and the Governor's Office. The notification must include if there are sufficient funds available within other programs in Strategy D.1.1, Women's Health Programs, to transfer into FPP to cover all FPP client services.

OTHER CLIENT SERVICES

- 71. Education Funding.** Included in the Method of Financing in Other Funds above is \$16,498,102 in each fiscal year set aside from the Special Education Allotment and transferred to the Health and Human Services Commission (HHSC).

HHSC shall enter into an Interagency Contract (IAC) with the Texas Education Agency for the purpose of providing funds to Early Childhood Intervention contractors for eligibility determination and comprehensive and transition services. The IAC shall include a listing of the specific services that the funding will support and other provisions the agencies deem necessary. HHSC shall provide a signed copy of the IAC to the Legislative Budget Board and the Office of the Governor, no later than October 1, 2024.

- 72. Limitation on Federal Funds Appropriations for Early Childhood Intervention Services.** Included in the amounts appropriated above is \$56,328,470 in fiscal year 2024 and \$57,971,615 in fiscal year 2025 in Strategy D.1.3, ECI Services, and \$2,030,966 in fiscal year 2024 and \$2,030,967 in fiscal year 2025 in Strategy D.1.14, Primary Health and Specialty Care

HEALTH AND HUMAN SERVICES COMMISSION
(Continued)

Administration, from federal Special Education Grants for Infants and Families (IDEA Part C) funds. Notwithstanding Article IX, Section 13.01, Federal Funds/Block Grants, the Health and Human Services Commission's (HHSC) total expenditures of IDEA Part C federal funds in each fiscal year in Strategy D.1.3, ECI Services, and Strategy D.1.14, Primary Health and Specialty Care Administration, may not exceed the amounts specified in this rider without written approval from the Legislative Budget Board and the Office of the Governor.

To request approval, HHSC shall submit in a timely manner a written request before expending the funds. At the same time, the agency shall provide a copy of the request to the Comptroller of Public Accounts. The request shall include the following information by fiscal year:

- (a) A detailed explanation of the proposed use of the additional funds and whether the expenditures will be one-time or ongoing;
- (b) The available balance after the expenditure of the funds; and
- (c) An estimate of the impact to performance levels and/or targets included in this Act.

73. Reporting on Early Childhood Intervention. The Health and Human Services Commission (HHSC) shall submit the following to the Legislative Budget Board and the Office of the Governor as it relates to Strategies D.1.3, ECI Services, and D.1.4, ECI Respite, in a format specified by the Legislative Budget Board:

- (a) Annual report due March 1 that details:
 - (1) By provider and month of service:
 - (A) Number of children receiving follow along services and total number of children served in comprehensive services;
 - (B) Total amount reimbursed; and
 - (C) Number of hours of service delivered by service type and Medicaid versus Non-Medicaid within each service type.
 - (2) Total amount collected from private insurance, family cost share, and other local sources;
 - (3) Percent of program funded by Medicaid;
 - (4) Average time for complaint resolution; and
 - (5) Average monthly number of children receiving respite services.
- (b) Report that provides, for each contractor: the number of children to be served and total ECI program budget, including Medicaid amounts; the HHSC appropriation allocation; the ECI contract amount; and other contractor revenue including actual Medicaid collections for Medicaid Administrative Claiming, Targeted Case Management, and Specialized Skills Training. The report shall be submitted two separate times, within 30 calendar days of the following milestones being reached:
 - (1) Finalization (signing) of contracts; and
 - (2) Finalization of mid-year adjustments to the contracts.
- (c) In the event that notification is given of intent to terminate a contract, HHSC shall provide a report on the date notice was received, the date of when termination is effective, and any termination plans related to the notice. HHSC shall provide the report as soon as all reporting information is available.
- (d) Any other information requested by the Legislative Budget Board or the Office of the Governor.

HEALTH AND HUMAN SERVICES COMMISSION

(Continued)

- 74. Autism Program Provisions.** Out of funds appropriated above in Strategy D.1.6, Autism Program:
- (a) expenditures for Applied Behavioral Analysis (ABA) treatment services shall be only for children enrolled in the focused program; and
 - (b) the Health and Human Services Commission shall provide support to the Texas Autism Research and Resource Center.
- 75. Children with Special Health Care Needs (CSHCN).** The Health and Human Services Commission shall submit the following information related to the CSHCN program to the Legislative Budget Board and the Office of the Governor no later than December 1 of each year:
- (a) Demographics of clients served and on the program's waitlist, including income level, insured status, and citizenship; and
 - (b) Caseload and prescription drug data, including related expenditures, for at least the preceding 36 months and forecast projections for the 36-month period beginning with the first month after the report is due.
- 76. Parkland Senior Care Project.** It is the intent of the Legislature that a total of \$302,100 for the biennium appropriated in Strategy D.1.11, Community Primary Care Services, be expended for the Parkland Senior Care Project.
- 77. Temporary Emergency Assistance for Families at Risk of Welfare Dependency.** Out of funds appropriated above in Strategy E.1.1, TANF (Cash Assistance) Grants, the Health and Human Services Commission shall provide a one-time emergency assistance payment to applicants for a TANF (Cash Assistance) grant who are likely to be employed within a short period of time, without referral to the Choices program. It is the intent of the Legislature that the commission expands the use of one-time emergency payments as a cost-effective deterrence from the ongoing cash assistance grant programs.
- 78. TANF (Cash Assistance) Grants.** Out of funds appropriated above in Strategy E.1.1, TANF (Cash Assistance) Grants, the Health and Human Services Commission shall adjust the TANF grant amount each year to ensure that the maximum monthly grant for a family of three is at least 17 percent of the federal poverty level and provide a one-time per year grant of up to \$30 for each TANF child on August 1 of each year.
- 79. Funding for Child Advocacy Center Programs and Court Appointed Special Advocate Programs.**
- (a) Included in appropriations above in Strategy F.3.2, Child Advocacy Programs, is \$29,827,834 in General Revenue, \$5,000,000 in General Revenue - Dedicated Sexual Assault Program Account No. 5010, and \$6,948,063 in Federal Funds in each fiscal year for the purpose of entering into a contract with a statewide organization that shall provide training, technical assistance, evaluation services, and funds administration to support contractual requirements for local children's advocacy center programs. The statewide organization must be exempt from federal income taxation and be composed of individuals or groups of individuals who have expertise in the establishment and operation of children's advocacy center programs. Amounts include \$1,000,000 in General Revenue each fiscal year, not subject to Texas Family Code 264.409(b), to implement regional support centers to support the execution of Texas Family Code 264, Subchapter E.
 - (b) Included in appropriations above in Strategy F.3.2, Child Advocacy Programs, is \$15,950,500 in General Revenue and \$13,500 in License Plate Trust Fund Account No. 0802 in each fiscal year for the purpose of entering into a contract with a statewide organization that shall provide training, technical assistance, and evaluation services for the benefit of local volunteer advocate programs. The statewide organization must be exempt from federal income taxation and be composed of individuals or groups of individuals who have expertise in the dynamics of child abuse and neglect and experience in operating volunteer advocate programs.

HEALTH AND HUMAN SERVICES COMMISSION

(Continued)

- (c) Unexpended balances in Strategy F.3.2, Child Advocacy Programs, remaining at the end of the first fiscal year of the biennium are appropriated for the same purposes for the second fiscal year of the biennium.
- (d) No later than December 1 of each fiscal year, the Health and Human Services Commission shall submit a report detailing the expenditures of funds appropriated in Strategy F.3.2, Child Advocacy Programs. The report shall include information demonstrating continuity of service from the previous fiscal year, services provided and the number of children for whom the services were provided, the amount of grants awarded in each of the categories listed above, the amount of expenditures for administration, the amount of expenditures from General Revenue - Dedicated Sexual Assault Program Account No. 5010, oversight activities conducted relating to the child advocacy programs, and an analysis of the effectiveness of the contracts awarded in subsections (a) and (b). The report shall be submitted to the Legislative Budget Board, the Governor's Office, the Senate Finance Committee, and the House Appropriations Committee.

80. Lifespan Respite Care Program. Included in the amounts appropriated above in Strategy I.2.1, Long-Term Care Intake & Access, is \$500,000 in General Revenue in each fiscal year for the Texas Lifespan Respite Program. The Health and Human Services Commission shall ensure continuity of service for the Texas Lifespan Respite Program from the previous biennium.

81. Family Violence Services.

- (a) **Unexpended Balance Authority within the Biennium.** Any unexpended and unobligated balances remaining at the end of the first fiscal year of the biennium from appropriations made to the Health and Human Services Commission (HHSC) in Strategy F.3.1, Family Violence Services, are appropriated to HHSC for the second fiscal year of the biennium for the same purposes relating to the provision of family violence services.
- (b) **Reporting Requirement.** By November 1, 2024, HHSC shall submit a report detailing the expenditure of funds appropriated in Strategy F.3.1, Family Violence Services. The report shall include the number of persons for whom a service was provided, the number of shelter and non-shelter services provided, the average cost per person receiving services, analysis of the effectiveness of the contracts awarded for family violence services, and any other information requested by the Legislative Budget Board. The report shall be submitted to the Legislative Budget Board, Office of the Governor, Senate Finance Committee, and House Appropriations Committee.

82. Independent Living Services Reporting. Out of funds appropriated above, the Health and Human Services Commission (HHSC) shall provide an annual report by December 31 of each year to the Legislative Budget Board, Office of the Governor, the Chair of the House Appropriations Committee, the Chair of the Senate Finance Committee, Lieutenant Governor, Speaker of the House of Representatives, and the Texas Workforce Commission on the use of funds appropriated above in Strategy F.2.1, Independent Living Services, by the Centers for Independent Living (CILs), including the number of consumers served, breakdown of services provided, performance targets, and any other information HHSC deems necessary to ensure accounting of the use of funds in Strategy F.2.1, Independent Living Services.

83. Unexpended Balances: Intellectual and Developmental Disabilities (IDD) Crisis Funding. Included in amounts appropriated above in Strategy F.1.3, Non-Medicaid IDD Community Services, is \$14,000,000 in General Revenue in each fiscal year of the biennium for crisis intervention and respite services. Any unexpended and unobligated balances remaining as of August 31, 2024, are appropriated for the same purposes for the fiscal year beginning September 1, 2024.

84. Crisis Intervention and Respite Services. Out of eligible funds appropriated in Strategy F.1.3, Non-Medicaid IDD Community Services, the Health and Human Services Commission (HHSC) may identify and use any available state supported living center space for crisis respite services to individuals with an intellectual or developmental disability. These services may be provided by HHSC, the local intellectual and developmental disability authority, or other entity that operates a crisis respite program under contract with HHSC.

HEALTH AND HUMAN SERVICES COMMISSION

(Continued)

85. Multi-Assistance Center Demonstration Project.

- (a) Included in amounts appropriated above to the Health and Human Services Commission is \$7,500,000 in General Revenue in each fiscal year in Strategy D.1.10, Additional Specialty Care, to support a demonstration project providing comprehensive medical, therapeutic, and non-medical services to adults and children with special needs. The funds shall assist a demonstration project utilizing a one-stop shop model, providing on-site services to adults and children with special needs in Bexar County and the South Texas region. The model shall employ staff to serve as single point of contact to coordinate and support client needs with community partners.
- (b) Notwithstanding the limitations in Rider 129, Limitations on Transfer Authority, HHSC may transfer funds among strategies in its bill pattern to efficiently implement these provisions upon prior notification to the Legislative Budget Board. HHSC shall identify and pursue opportunities to use any available Federal or other non-General Revenue source of funds to implement this project.

86. Texas Colorectal Cancer Initiative.

Included in the amounts appropriated above to the Health and Human Services Commission in D.1.10, Additional Specialty Care, is \$5,000,000 in General Revenue in each fiscal year for the Health and Human Services Commission for a pilot program to fund the treatment of colorectal cancer for uninsured and underinsured Texas residents with household incomes at or below 200 percent of the federal poverty level. HHSC shall identify and pursue opportunities to use any available federal funding to implement this pilot program.

Any unexpended balances remaining as of August 31, 2024, are appropriated for the same purpose for the fiscal year beginning September 1, 2024.

87. Home-Delivered Meals.

Included in funds appropriated above in Strategy A.1.2, Disability-Related, and Strategy F.1.2, Non-Medicaid Services, is \$6,088,899 in All Funds (\$5,000,000 in General Revenue and \$1,088,899 in Federal Funds) each fiscal year to increase the Home-Delivered Meals rate to no less than \$6.46 per meal.

88. Rural Hospital Grant Program.

- (a) **Informational Listing.** Included in amounts appropriated above to the Health and Human Services Commission (HHSC) is \$25,000,000 in General Revenue in each fiscal year in Strategy F.3.3, Additional Advocacy Programs, to provide grants for financial stabilization of rural hospitals, for maternal care operations in rural hospitals, and for alternative payment model readiness for rural hospitals; and \$500,000 in General Revenue in each fiscal year in Strategy L.1.1, HHS System Supports, to administer the program.
- (b) **Unexpended Balance Authority within the Biennium.** Any unexpended balances remaining at the end of August 31, 2024, are appropriated for the same purposes for the fiscal year beginning September 1, 2024.
- (c) **Reporting Requirement.** By November 1, 2024, HHSC shall submit a report detailing the expenditure of funds appropriated in Strategy F.3.3, Additional Advocacy Programs. The report shall include the following: the number of grants awarded, amount awarded per entity, effectiveness of the grants, the number of hospitals served by each grant program, and any other information requested by the Legislative Budget Board. The report shall be submitted to the Legislative Budget Board, the Governor's Office, the Senate Finance Committee, and the House Appropriations Committee.
- (d) Notwithstanding the limitations in Article IX, Sec. 6.10, Limitations on State Employment Levels, HHSC may increase the "Number of Full-Time-Equivalents (FTE)" appropriated above by 6.0 FTEs in each fiscal year to address staffing needs related to providing grants under this provision.

89. Nutrition Incentives.

Included in the amounts appropriated above to the Health and Human Services Commission is \$6,000,000 in General Revenue Funds in fiscal year 2024 in Strategy I.1.1, Integrated Eligibility and Enrollment, for grants to organizations implementing nutrition incentive programs that qualify for federal funds under Section 4205, Agriculture Improvement Act of 2018 (7 U.S.C. Section 7517). Any organization selected for grant funding must have demonstrated experience designing and implementing successful nutrition incentive programs that

HEALTH AND HUMAN SERVICES COMMISSION

(Continued)

connect low-income consumers and agricultural producers, offer administrative and technological support to retailer participants to support uptake and participation in the program, and operate in at least two counties.

Any unexpended balances of these funds remaining at the end of the first fiscal year of the biennium in Strategy I.1.1, Integrated Eligibility and Enrollment, are appropriated for the same purposes for the second fiscal year of the biennium.

- 90. Enhanced Capacity for Family Violence Services.** Out of funds appropriated above in Strategy F.3.1, Family Violence Services, the Health and Human Services Commission is allocated \$4,650,000 in General Revenue each fiscal year to distribute to existing family violence centers and special nonresidential projects in a manner consistent with Chapter 51 of the Human Resources Code. Funding shall be used to provide enhanced capacity for shelter services as well as legal, mental health, housing, and economic stability services for victims of family violence and to offer community education and prevention programming.

FACILITIES

- 91. Behavioral Support Specialists at State Supported Living Centers.** Out of funds appropriated above in Strategy G.1.1, State Supported Living Centers, San Angelo State Supported Living Center and Mexia State Supported Living Center shall provide behavioral support specialists to assist the alleged offender residents with any specialized educational needs.

92. State Supported Living Center Oversight.

- (a) **Department of Justice Settlement Agreement.** The Health and Human Services Commission (HHSC) shall provide notification when a state supported living center reaches substantial compliance with a section of the Department of Justice Settlement Agreement and is no longer subject to monitoring in that area. Notification shall be provided on a quarterly basis to the Legislative Budget Board, the Office of the Governor, and the permanent standing committees in the House of Representatives and the Senate with jurisdiction over health and human services.
- (b) **Cost Reporting.**
- (1) Not later than April 1 and October 1 of each fiscal year, HHSC shall provide a report detailing all monthly expenditures in Strategy G.1.1, State Supported Living Centers, including actual monthly expenditure data by state supported living center and support service costs. The report shall be submitted to the Legislative Budget Board in a format approved by the Legislative Budget Board.
- (2) Not later than April 1 and October 1 of each fiscal year, HHSC shall provide data on cost reductions that have occurred as a result of reductions in the State Supported Living Center system census in areas including, but not limited to, staffing and employee benefits, acute care/prescription drugs, resident support (dietary, laundry, transportation, and maintenance services), and data on the impact of the declining census on collection of Quality Assurance Fee revenue.
- (c) **State Supported Living Center Expenditures.** Notwithstanding any other provisions in this Act, HHSC may expend additional funds above appropriations in Strategy G.1.1, State Supported Living Centers, only upon prior written approval from the Legislative Budget Board and the Office of the Governor. Additional funds include funds related to collection of ID Medicare Receipts, ID Appropriated Receipts, ID Collections for Patient Support and Maintenance, and fees collected pursuant to the provision of SSLC services to community members, and (2) funds necessary to avoid loss of federal funding or to preserve the health, safety, and quality of life of residents.

To request authorization to expend additional funds, the agency shall submit a written request to the Legislative Budget Board and the Office of the Governor that includes the following information:

- (1) a detailed explanation of the reason for the need to spend additional funds; and

HEALTH AND HUMAN SERVICES COMMISSION

(Continued)

- (2) an estimate of the available funding to transfer to Strategy G.1.1, State Supported Living Centers, and the strategy(ies) in which the funds will be made available for transfer.

This request shall be considered to be approved unless the Legislative Budget Board or the Office of the Governor issues a written disapproval within 15 business days of the date on which the staff of the Legislative Budget Board concludes its review of the proposal to spend additional funds and forwards its review to the Chair of the House Appropriations Committee, Chair of the Senate Finance Committee, Speaker of the House, and Lieutenant Governor. Any request for additional information from the Legislative Budget Board shall interrupt the counting of the 15 business days.

- 93. Maximum Security Salaries.** As a specific exception to the General Provisions of this Act governing salary rates of classified positions, funds are included above for the Health and Human Services Commission to pay employees working in designated Maximum Security Units or designated specialized Behavioral Management Units of state hospitals and state supported living centers up to a 6.8 percent increase over those salary rates provided by Article IX, Section 3.01, Salary Rates.
- 94. Fire Prevention and Safety.** In instances in which regular employees of state hospitals and state supported living centers located in remote areas are assigned extra duties in fire prevention programs, the following payments are authorized in addition to the salary rates stipulated by Article IX, Section 3.01, Salary Rates, relating to the position classifications and assigned salary ranges:
- | | |
|----------------------|-----------------|
| Fire Chief | \$ 75 per month |
| Assistant Fire Chief | \$ 65 per month |
| Fire Brigade Member | \$ 50 per month |
- 95. State Hospital and State Supported Living Center Workforce.** Out of funds appropriated above in Strategy G.1.1, State Supported Living Centers, and Strategy G.2.1, Mental Health State Hospitals, the Health and Human Services Commission (HHSC) shall evaluate compensation levels, turnover and vacancy rates and patterns, use of contractors and position type, and recruiting efforts at the state hospitals and state supported living centers. HHSC shall develop recommendations to reduce turnover and vacancy rates. No later than August 31, 2024, HHSC shall submit to the Legislative Budget Board and the Office of the Governor a report on the recommendations and initiatives taken to address these workforce issues.
- 96. Expenditure Reporting at the State Hospitals.** No later than April 1 and October 1 of each fiscal year, the Health and Human Services Commission shall provide a report detailing all monthly expenditures in Strategy G.2.1, Mental Health State Hospitals, including actual monthly expenditure data by state hospital and other oversight costs. The report shall be submitted to the Legislative Budget Board in a format approved by the Legislative Budget Board.
- 97. Language Interpreter Services.** In order to compensate employees at the state hospitals and state supported living centers for assuming the duty of providing interpreter services to consumers whose primary language is not English, the Health and Human Services Commission, upon written authorization of the appropriate agency commissioner or his/her designee, may, from funds appropriated above, increase the salary of classified employees by an amount equal to a one step increase, or 3.25 percent, so long as the resulting salary rate does not exceed the rate designated as the maximum rate for the applicable salary group. This increase shall be granted only for the regular provision of interpreter services above and beyond the regular duties of the position, and shall be removed when these services are, for whatever reason, no longer provided by the employee or when they are no longer needed by the state hospital or state supported living center. Salary increases provided for this purpose are not merit increases and shall not affect an employee's eligibility to receive a merit increase. This authorization also includes employees who provide interpreter services in American Sign Language.
- 98. Surplus Property.** Notwithstanding Article IX, Section 8.03, Surplus Property, of this Act, in order to conserve funds appropriated, surplus personal property may be transferred from one state hospital or state supported living center to another with or without reimbursement. The Health and Human Services Commission may transfer surplus personal property from a state hospital or state supported living center to a community center, as defined in the Texas Health and Safety Code, Section 534.001(a) and (b), with or without reimbursement. Surplus personal property belonging

HEALTH AND HUMAN SERVICES COMMISSION

(Continued)

to any state hospital or state supported living center may be sold provided that such transfers or sales shall be made under the same procedure as provided by Government Code, Chapter 2175.

- 99. Patient or Client Assistance.** Subject to the approval of rules and regulations of the Health and Human Services Commission, patients or clients in any state hospital or state supported living center who are assisting in the operation of the state hospital or state supported living center as part of their therapy may receive compensation out of any funds available to the respective facilities.
- 100. Barber and Cosmetology Services.** The Health and Human Services Commission may be reimbursed for barber and cosmetology services in state hospitals and state supported living centers provided the reimbursement is consistent with an individual's ability to pay. These reimbursements are appropriated above to the agency to offset the cost of providing barber and cosmetology services. The agency may also use patient benefit funds to offset the cost of these services for indigent clients.
- 101. State-Owned Housing.** The Superintendent, Medical Director, Assistant Superintendent, and Director of Plant Maintenance at each state hospital and the Director, Medical Director, Assistant Director for Programs, and Director of Plant Maintenance at each state supported living center are authorized to live in state-owned housing at a rate determined by the Health and Human Services Commission (HHSC). Other HHSC employees may live in state-owned housing as set forth in Article IX, Section 11.02, Reporting Related to State Owned Housing, of this Act. Fees for employee housing are appropriated above to be used for maintaining employee housing.
- 102. Donations from Individuals, Community Groups, and Volunteer Services Councils.** The Health and Human Services Commission, in accordance with Health and Safety Code, Section 533.001 and to the extent permitted by law, may accept donations for permanent improvements at the state hospitals and the state supported living centers from individuals, community groups, and local Volunteer Services Councils. Such funds are not subject to limitations on capital budget expenditures as contained in Article IX or any other similar provisions in this Act. Permanent improvements are defined as an improvement to a state facility that involves construction, building system(s), and/or landscaping.
- 103. On-Call Pay.** It is expressly provided that the Health and Human Services Commission, to the extent permitted by law, may pay compensation for on-call time for employees at mental health state hospitals and state supported living centers at the following rates: credit for one hour of base pay worked for each day of on-call during the normal work week, and two hours of base pay worked for each day of on-call during a weekend and on holidays. This credit shall be in addition to actual hours worked during normal duty hours and actual hours worked during on-call status. For employees subject to the Fair Labor Standards Act (FLSA), an hour of on-call service shall be considered to be an hour worked during the week for purposes of the FLSA only to the extent required by federal law.
- 104. State Hospital Salary Funding.** Included in amounts appropriated above in Strategy G.2.1, Mental Health State Hospitals, is \$17,530,335 in General Revenue in each fiscal year to maintain funding for salary increases to address staffing challenges. If by December 1, 2023, the Health and Human Services Commission (HHSC) is unable to hire enough staff to allow offline state hospital beds to be utilized, HHSC may instead allocate the funding to contract for additional competency restoration beds.
- 105. Cost Containment for State Hospital Construction.** It is the intent of Legislature that all costs above appropriations for completing construction of the new 200-bed adult unit, of which at least 75 beds shall be forensic, at the state hospital in Dallas be paid from appropriations or other available funding at the University of Texas Southwestern Medical Center or the University of Texas.
- 106. Paving Facility Campuses.** The Health and Human Services Commission (HHSC) shall coordinate with the Texas Department of Transportation to identify and utilize up to \$25,000,000 in available federal funding from the Inflation Reduction Act of 2022 (Pub. L. 117-169) or other federal acts to maintain and construct roads, parking lots, sidewalks, trails, and other paving at HHSC facilities including state supported living centers and mental health state hospitals.
- 107. State Hospital Cost Study.** The University of Texas Health Science Center at Houston shall submit annual operating cost data to the Health and Human Service Commission (HHSC) for all

HEALTH AND HUMAN SERVICES COMMISSION

(Continued)

state-contracted inpatient mental health hospital beds funded through Goal D, Additional Health-Related Services, and Goal G, Facilities. HHSC shall analyze the data and issue a report to the Legislature by September 1, 2024.

108. One-time Funding for Facility Inflationary Costs. Included in funds appropriated above are the following one-time amounts to address increasing costs for state supported living centers and mental health state hospitals:

- (a) \$4,518,050 in General Revenue in each fiscal year in Strategy G.1.1, State Supported Living Centers;
- (b) \$2,764,946 in General Revenue in each fiscal year in Strategy G.2.1, Mental Health State Hospitals; and
- (c) \$202,177 in General Revenue in each fiscal year in Strategy G.2.2, Mental Health Community Hospitals.

109. State Hospital Forensic Waitlist. It is the intent of Legislature that the Health and Human Services Commission (HHSC) prioritize admissions to mental health state hospitals for forensic patients to address the state hospital forensic waitlist.

Out of funds appropriated above, HHSC shall prepare a report on the census at each mental health state hospital with a breakdown of civil, forensic, and maximum-security patients. HHSC shall submit the report to the Legislative Budget Board, Office of the Governor, Senate Finance Committee, House Appropriations Committee, and permanent committees in the Senate and House of Representatives with jurisdiction over health and human services by October 1 of each fiscal year for the previous fiscal year.

OFFICE OF INSPECTOR GENERAL

110. Office of Inspector General Report. Out of funds appropriated above in Strategy K.1.1, Office of Inspector General, the Office of Inspector General shall submit, on a quarterly basis, the following information related to the expansion of managed care to the Legislative Budget Board and the Office of the Governor:

- (a) The challenges the Office of Inspector General is encountering in preventing, detecting, and investigating fraud, waste, and abuse throughout the entire health and human services system, including verification of services, compliance of Managed Care Organizations with program integrity requirements, quality and accuracy of encounter data, collaborative efforts with Special Investigation Units, audits of Managed Care Organizations, and any deficiencies in the agency's statutory authority;
- (b) Strategies the Office of Inspector General is implementing to address the challenges encountered in combating fraud, waste, and abuse throughout the entire health and human services system;
- (c) Average number of clients in the lock-in program in each quarter of the fiscal year and the fiscal year total in the fourth quarterly report of the fiscal year;
- (d) Total dollars identified (millions) of potential overpayments identified for recovery resulting from activities of the Office of the Inspector General;
- (e) Total number of skills trainings presented by Office of the Inspector General staff or external entities to internal staff, and trainings presented by Office of the Inspector General staff to external stakeholders; and
- (f) The number of referrals to the Office of the Attorney General's Medicaid Fraud Control Unit including the fiscal year total in the fourth quarterly report of the fiscal year.

The Office of Inspector General may submit the above information in an individual report prepared in a format specified by the Legislative Budget Board or include the information in the quarterly report required pursuant to Government Code, Section 531.102.

HEALTH AND HUMAN SERVICES COMMISSION

(Continued)

- 111. Lock-In for Controlled Substances.** Out of funds appropriated above and consistent with Texas Administrative Code, Title 1, Part 15, Chapter 354, Subchapter K, the Office of Inspector General shall collaborate with managed care organizations to maintain a lock-in program related to controlled substances to maximize savings and prevent substance abuse.
- 112. Dental and Orthodontia Providers in the Texas Medicaid Program.** It is the intent of the Legislature that the Health and Human Services Commission (HHSC) use funds appropriated above in Strategy K.1.1, Office of the Inspector General, to strengthen the capacity of the HHSC Office of Inspector General to detect, investigate, and prosecute abuse by dentists and orthodontists who participate in the Texas Medicaid program. Further, it is the intent of the Legislature that HHSC conduct more extensive reviews of medical necessity for orthodontia services in the Medicaid program.

TEXAS CIVIL COMMITMENT OFFICE

113. Texas Civil Commitment Office.

- (a) **Full Time Equivalents (FTEs).** The number of FTEs for Goal M, Texas Civil Commitment Office (TCCO), is 41.0 in each year of the biennium.
- (b) Any unexpended balances remaining on August 31, 2024, in Strategy M.1.1, Texas Civil Commitment Office, are appropriated for the same purposes for the fiscal year beginning September 1, 2024, contingent upon the agency providing written notification to the Legislative Budget Board and the Office of the Governor at least 30 days prior to making the transfer.
- (c) **Quarterly Reports.** TCCO shall submit quarterly status reports to the Legislative Budget Board and the Office of the Governor 30 days after the end of each quarter that include the number and placement of civilly committed individuals and the number and outcome of civil commitment trials within the reporting period. Additional information shall be included at the request of the Legislative Budget Board.
- (d) **Appropriation Transfers Between Fiscal Years.** Notwithstanding the transfer limitations in Rider 129, Limitations on Transfer Authority, Article IX, Section 14.01, Appropriation Transfers, and any other transfer limitations in this Act, TCCO may transfer appropriations made for the fiscal year ending August 31, 2025, to the fiscal year ending August 31, 2024, in Strategy M.1.1, Texas Civil Commitment Office, subject to the following conditions:
- (1) Transfers under this rider may be made only if expenditures to supervise and treat civilly committed individuals exceed the funds appropriated for these services due to higher than anticipated caseloads in fiscal year 2024, including to cover expenditures to provide health care not covered under contract; and
 - (2) A transfer authorized by this rider must receive prior written approval of the Legislative Budget Board and the Office of the Governor.
- (e) **Appropriation Transfers Between Strategies.** Notwithstanding the transfer limitations in Rider 129, Limitations on Transfer Authority, Article IX, Section 14.01, Appropriation Transfers, and any other transfer limitations in this Act, TCCO may transfer appropriations from Strategy M.1.2, TCCO Administration, to Strategy M.1.1, Texas Civil Commitment Office, to provide for the supervision and treatment of civilly committed individuals. A transfer authorized by this rider must receive prior written approval of the Legislative Budget Board and the Office of the Governor.
- (f) **Health Care Costs.** Included in amounts appropriated above in Strategy M.1.1, Texas Civil Commitment Office, is \$1,851,685 in General Revenue in each fiscal year of the biennium for TCCO to provide health care not covered under contract to civilly committed residents of a housing facility either operated by or contracted for by TCCO. TCCO shall submit a report to the Legislative Budget Board and the Office of the Governor on medical costs covered under contract for the Texas Civil Commitment Center, and health care costs that are not covered under contract within 60 days of the end of each fiscal quarter. The format and content of the report shall be prescribed by the Legislative Budget Board.

HEALTH AND HUMAN SERVICES COMMISSION

(Continued)

REVENUE

- 114. Vendor Drug Rebates and Report.** All references in this rider to rebate revenue refer to vendor drug rebates as well as supplemental rebates earned via the preferred drug lists (methods of finance include Vendor Drug Rebates-Medicaid No. 706, Vendor Drug Rebates-CHIP No. 8070, Vendor Drug Rebates-Supplemental Rebates No. 8081, and Vendor Drug Rebates-Public Health No. 8046).
- (a) **Rebates as a First Source of Funding.** As rebates are generated, expenditures to support prescription drugs in Medicaid, CHIP, Healthy Texas Women (HTW), Children with Special Health Care Needs (CSHCN), and Kidney Health Care (KHC) shall be made from rebate revenues. In the event rebate revenues are not available for expenditure, General Revenue may be used to support prescription drug expenditures until rebate revenues are available.
- (b) **Appropriation of Medicaid and CHIP Rebates.** In addition to rebate revenues appropriated above in Strategies A.1.6, Medicaid Prescription Drugs, and C.1.1, CHIP, the Health and Human Services Commission (HHSC) is appropriated Medicaid and CHIP vendor drug rebates generated in excess of those amounts, subject to the following requirements:
- (1) Vendor drug rebates shall be expended prior to utilization of any General Revenue available for the purpose of Medicaid and CHIP prescription drugs.
 - (2) In the event General Revenue has been expended prior to the receipt of vendor drug rebates, HHSC shall reimburse General Revenue. HHSC shall reimburse the General Revenue Fund with vendor drug rebates on a monthly basis.
 - (3) Program Benefit Agreement revenues collected in lieu of state supplemental rebates will be expended prior to utilization of any General Revenue available for the purpose of the Medicaid program specified in the Agreement.
- (c) **Appropriation of HTW, CSHCN, and KHC Rebates.** In addition to rebate revenue appropriated above in Strategies D.1.1, Women's Health Programs; D.1.7, Children with Special Needs; and D.1.9, Kidney Health Care, HHSC is appropriated vendor drug rebates generated in excess of those amounts, subject to the following requirements:
- (1) Vendor drug rebates shall be expended prior to utilization of any General Revenue appropriated for the purpose of operating the HTW, CSHCN, and KHC programs.
 - (2) In the event General Revenue is expended prior to the receipts of vendor drug rebates, HHSC shall reimburse General Revenue. HHSC shall reimburse the General Revenue with vendor drug rebates on a monthly basis.
 - (3) In the event HHSC expends vendor drug rebates in excess of amounts appropriated above in Strategies D.1.1, Women's Health Programs; D.1.7, Children with Special Needs; and D.1.9, Kidney Health Care, General Revenue appropriations are reduced by a like amount.
- (d) **Limited Use of Rebates.** Rebates generated by a specific program shall only be used for that specific program.
- (e) **Performance Reporting for the Prescription Drug Rebate Program.** HHSC shall report on an annual basis the following information to the Legislative Budget Board, the State Auditor's Office, the Comptroller of Public Accounts and the Office of the Governor: the outstanding prescription drug rebate balances for the Medicaid, CHIP, HTW, CSHCN, and KHC. The report shall include rebate principal and interest outstanding, age of receivables, and annual collection rates. The reports shall specify amounts billed, dollar value of pricing and utilization adjustments, and dollars collected. HHSC shall report these data on each fiscal year for which the Prescription Drug Rebate program has collected rebates and also on a cumulative basis for the last five years.
- 115. Appropriation: WIC Rebates.** Included in amounts appropriated above in Strategy E.1.2, Provide WIC Services, is all rebate revenue earned via the WIC Program and deposited in

HEALTH AND HUMAN SERVICES COMMISSION

(Continued)

Account No. 8148, WIC Rebates (Other Funds) using Comptroller's Revenue Object Code No. 3597. Amounts appropriated by this section shall be used to administer the WIC program in accordance with applicable federal law.

Any unexpended and unobligated balances of rebate revenue remaining as of August 31, 2023, in Account No. 8148, WIC Rebates, are appropriated for the fiscal year beginning September 1, 2023, for the same purpose.

Any unexpended and unobligated balances remaining from amounts appropriated as of August 31, 2024, are appropriated for the fiscal year beginning September 1, 2024, for the same purpose.

116. Subrogation Receipts.

(a) **Medicaid Subrogation Receipts (State Share).** Included in the amounts appropriated above in Strategy A.1.5, Children, are Medicaid Subrogation Receipts. For the purposes of this provision, Medicaid Subrogation Receipts are defined as tort settlements related to the Medicaid program and are to be deposited into the General Revenue Fund, as third party reimbursements. The use of the state's share of Medicaid Subrogation Receipts is limited to funding services for Medicaid clients. Medicaid Subrogation Receipts shall be expended as they are received as a first source, and General Revenue shall be used as a second source, to support the Medicaid program. In the event that these revenues should be greater than the amounts identified in the method of finance above as Other Funds-Medicaid Subrogation Receipts (State Share) No. 8044, the commission is appropriated and authorized to expend these Other Funds, subject to the following requirements:

- (1) Amounts available shall be expended prior to utilization of any General Revenue available for the same purposes;
- (2) In the event General Revenue has been expended prior to the receipt of the state's share of Medicaid Subrogation Receipts, the commission shall reimburse General Revenue. This process shall be completed on a monthly basis in order to prevent accumulation of Medicaid Subrogation Receipt balances.

(b) **Comprehensive Rehabilitation Subrogation Receipts.** Included in the amounts appropriated above in Strategy F.2.3, Comprehensive Rehabilitation (CRS), are Subrogation Receipts. For the purposes of this provision, Subrogation Receipts are defined as tort settlements related to the Comprehensive Rehabilitation program and are to be deposited into the General Revenue Fund, as third party reimbursements. The use of Subrogation Receipts is limited to funding services for Comprehensive Rehabilitation clients. Subrogation Receipts shall be expended as they are received as a first source, and General Revenue shall be used as a second source, to support the Comprehensive Rehabilitation program. In the event that these revenues should be greater than the amounts identified in the method of finance above as Other Funds-Subrogation Receipts No. 8052, the commission is appropriated and authorized to expend these Other Funds, subject to the following requirements:

- (1) Amounts available shall be expended prior to utilization of any General Revenue available for the same purposes;
- (2) In the event General Revenue has been expended prior to the receipt of the state's share of Comprehensive Rehabilitation Subrogation Receipts, the commission shall reimburse General Revenue. This process shall be completed on a monthly basis.

117. Revolving Fund Services: Canteen Services and Work Centers. Out of funds appropriated above, \$626,442 each fiscal year in General Revenue in Strategy G.2.1, Mental Health State Hospitals, and \$2,257,591 each fiscal year in General Revenue in Strategy G.1.1, State Supported Living Centers, shall be allocated for the operation of canteen and on-campus work centers. The Health and Human Services Commission shall provide information on related revenues, balances, contracts and profits to the Legislative Budget Board, Office of the Governor and Comptroller of Public Accounts. These revenues, expenditures and balances shall be reported and included in agency Monthly Financial Reports. The timetable, format and content for additional monthly reports related to canteen operations and on-campus work centers shall be prescribed by the Legislative Budget Board.

HEALTH AND HUMAN SERVICES COMMISSION

(Continued)

118. Appropriation of Donations: Blindness Education Screening and Treatment. Included in the amounts above in Strategy F.2.2, Blindness Education, Screening, and Treatment (BEST) Program, is \$430,000 in General Revenue in each fiscal year for the BEST Program, contingent upon the generation of funds through donations. Revenues received from donations made in the biennium, in amounts not to exceed \$860,000 as provided by Transportation Code, Section 521.421 (j) or Section 521.422 (b), are appropriated to the Health and Human Services Commission (HHSC) for purposes related to the BEST Program. Any revenue collected in the BEST Program above the amount appropriated each fiscal year is appropriated to HHSC for the same purpose. Any unexpended and unobligated balances remaining in an amount not to exceed \$100,000 as of August 31, 2023, are appropriated to HHSC for the same purpose for the fiscal year beginning September 1, 2023, and any unexpended balances remaining as of August 31, 2024, are appropriated to HHSC for the same purpose for the fiscal year beginning September 1, 2024. In the event that actual and/or projected revenue collections are insufficient to offset the costs identified by this provision, the Legislative Budget Board may direct that the Comptroller of Public Accounts reduce the appropriation authority provided above to be within the amount of revenue expected to be available.

119. Mental Health (MH) and Intellectual Disability (ID) Collections for Patient Support and Maintenance.

- (a) **Definition.** For the purposes of this section and appropriation authority for the Health and Human Services Commission (HHSC):
- (1) MH Collections for Patient Support and Maintenance are defined as reimbursements received for services provided to individuals in state mental health hospitals; and
 - (2) ID Collections for Patient Support and Maintenance are defined as reimbursements received for services provided to individuals in state operated intermediate care facilities for individuals with intellectual disabilities (ICFs/IID) and state supported living centers (SSLCs) deposited by HHSC into the following Revenue Object Codes as defined by the Comptroller of Public Accounts:
 - (A) 3595: Medical Assistance Cost Recovery
 - (B) 3606: Support and Maintenance of Patients
 - (C) 3618: Welfare/MHMR Service Fees (Child Support)
- (b) Automated Budget and Evaluation System of Texas (ABEST) Method of Financing Code 8031- MH Collections for Patient Support and Maintenance, and ABEST Method of Financing Code 8095 - ID Collections for Patient Support and Maintenance, shall be used to report expenditures and request legislative appropriations for state mental health hospitals and SSLCs from the Revenue Object Codes identified above.
- (c) **Appropriation authority and accounting for expenditures of MH and ID Collections for Patient Support and Maintenance.** HHSC may receive and expend MH and ID Collections for Patient Support and Maintenance as a first source, and General Revenue shall be used as a second source, to support mental health state hospitals, state-operated ICFs/IID, and SSLCs. In the event that these revenues should be greater than the amounts identified in the method of financing above as MH and ID Collections for Patient Support and Maintenance, HHSC is appropriated and authorized to expend these state funds made available, subject to approval through Rider 92, State Supported Living Center Oversight, if applicable. The expenditure of MH and ID Collections for Patient Support and Maintenance is subject to the following requirements:
- (1) Amounts available shall be expended prior to utilization of any General Revenue available for the same purpose;
 - (2) In the event General Revenue has been expended prior to the receipt of MH and ID Collections for Patient Support and Maintenance, HHSC shall reimburse General Revenue upon receipt of the revenue. This process shall be completed on a monthly basis in order to maintain a minimum balance on hand in excess MH and ID Collections for Patient Support and Maintenance.

HEALTH AND HUMAN SERVICES COMMISSION

(Continued)

120. Mental Health (MH) and Intellectual Disability (ID) Appropriated Receipts.

- (a) **Definition.** For the purposes of this section and appropriation authority for the Health and Human Services Commission (HHSC), MH Appropriated Receipts are defined as revenues from state mental health hospitals, and ID Appropriated Receipts are defined as revenues from state supported living centers (SSLCs) deposited by the commission into the following Revenue Object Codes as defined by the Comptroller of Public Accounts:
- (1) 3628: Dormitory, Cafeteria and Merchandise Sales
 - (2) 3719: Fees for Copies or Filing of Records
 - (3) 3722: Conference, Seminar, and Training Registration Fees
 - (4) 3738: Grants - Cities/Counties
 - (5) 3739: Grants - Other Political Subdivisions
 - (6) 3740: Gifts/Grants/Donations-Non-Operating Revenue/Program Revenue - Operating Grants and Contributions
 - (7) 3747: Rental - Other
 - (8) 3750: Sale of Furniture and Equipment
 - (9) 3752: Sale of Publications/Advertising (General)
 - (10) 3754: Other Surplus or Salvage Property/Material Sales
 - (11) 3767: Supplies/Equipment/Services - Federal/Other (General)
 - (12) 3769: Forfeitures
 - (13) 3773: Insurance Recovery in Subsequent Years
 - (14) 3802: Reimbursements-Third Party
 - (15) 3806: Rental of Housing to State Employees
- (b) **Reporting.** Automated Budget and Evaluation System of Texas (ABEST) Method of Financing Code 8033 - MH Appropriated Receipts, and ABEST Method of Financing Code 8096 - ID Appropriated Receipts, shall be used to report expenditures and request legislative appropriations for state mental health hospitals and SSLCs from the Revenue Object Codes identified above.
- (c) **Appropriation authority and accounting for expenditures of MH and ID Appropriated Receipts.** Amounts defined as MH and ID Appropriated Receipts shall be deposited into the General Revenue Fund according to the identified Revenue Object Codes above. HHSC may receive and expend MH and ID Appropriated Receipts as a first source, and General Revenue shall be used as a second source. In the event that these revenues should be greater than the amounts identified in the method of financing above as MH and ID Appropriated Receipts, HHSC is appropriated and authorized to expend these state funds made available, subject to approval through Rider 92, State Supported Living Center Oversight, if applicable. The expenditure of MH and ID Appropriated Receipts is subject to the following requirements:
- (1) Amounts available shall be expended prior to utilization of any General Revenue available for the same purpose. In the event General Revenue must be expended, the agency will provide prior notification to the Legislative Budget Board and the Office of the Governor; and
 - (2) In the event General Revenue has been expended prior to the receipt of MH and ID Appropriated Receipts as defined above, HHSC shall reimburse General Revenue upon receipt of the revenue. This process shall be completed on a monthly basis in order to maintain a minimum balance on hand in excess MH and ID Appropriated Receipts.

121. Mental Health (MH) and Intellectual Disability (ID) Medicare Receipts.

- (a) **Definition.** For the purposes of this section and appropriation authority, MH and ID Medicare Receipts are classified as deposits in Revenue Object Code 3634 that are collected by the Health and Human Services Commission (HHSC) as payment for:
- (1) hospital, physician and other services rendered to Medicare-eligible individuals in state hospitals and state supported living centers operated by the commission;
 - (2) cost settlements for services rendered in state hospitals and state supported living centers operated by the commission as authorized by the Tax Equity and Fiscal Responsibility Act of 1982 (TEFRA); and

HEALTH AND HUMAN SERVICES COMMISSION

(Continued)

- (3) prescription drugs reimbursed through the Medicare, Part D, prescription drug program.
- (b) **Accounting and Reporting.** Amounts defined as MH and ID Medicare Receipts shall be deposited into the General Revenue Fund according to the identified Comptroller Revenue Object Code above.
- (c) **Mental Health Medicare Receipts.** Included in the General Revenue Funds appropriated above to HHSC in Strategy G.2.1, Mental Health State Hospitals, is \$22,946,617 in each fiscal year, contingent upon generation of funds from MH Medicare Receipts collections. These funds shall be expended as collected and only within Strategy G.2.1, Mental Health State Hospitals. Appropriations made elsewhere in this Act for employee benefits include approximately \$3,553,383 per year from MH Medicare Receipts. MH Medicare Receipts collections above \$26,500,000 per year (excluding any amounts needed to comply with Article IX, Section 6.08, Benefits Paid Proportional by Method of Finance) are appropriated as Method of Financing Code 8034 - MH Medicare Receipts (General Revenue Funds) to the commission for expenditures in Strategy G.2.1, Mental Health State Hospitals, pursuant to the limitations of this provision.
- (d) **Intellectual Disability Medicare Receipts.** Included in the GR Match for Medicaid Funds appropriated above to HHSC in Strategy G.1.1, State Supported Living Centers, is \$16,350,000 in each fiscal year, contingent upon generation of funds from ID Medicare Receipts collections. These funds shall be expended as collected and only within Strategy G.1.1, State Supported Living Centers. Appropriations made elsewhere in this Act for employee benefits include approximately \$2,336,698 per year from ID Medicare Receipts. ID Medicare Receipts collections above \$18,686,698 per year (excluding any amounts needed to comply with Article IX, Section 6.08, Benefits Paid Proportional by Method of Finance) are appropriated as Method of Financing Code 8097 - ID Medicare Receipts (General Revenue Funds) to HHSC for expenditures in Strategy G.1.1, State Supported Living Centers, pursuant to the limitations of this provision, and subject to approval through Rider 92, State Supported Living Center Oversight, if applicable.

122. Texas Capital Trust Fund Account No. 543.

- (a) **Definition.** For the purposes of this section and appropriation authority, General Revenue-Dedicated Funds referred to as Texas Capital Trust Fund Account No. 543 (Chapter 2201, Government Code) are defined as revenues deposited by the Health and Human Services Commission into the following Revenue Object Codes as defined by the Comptroller of Public Accounts:
 - (1) 3340: Land Easements
 - (2) 3341: Grazing Lease Rental
 - (3) 3344: Sand, Shell, Gravel, Timber Sales
 - (4) 3349: Land Sales
 - (5) 3746: Rental of Lands/Miscellaneous Land Income
 - (6) 3747: Rental - Other
 - (7) 3851: Interest on State Deposits and Treasury Investments - General, Non-Program
- (b) **Appropriation authority and accounting for Texas Capital Trust Fund Account No. 543.** For the purpose of revenue classification for expending and depositing certain collections related to the Texas Capital Trust Fund Account No. 543, ABEST Method of Finance Code 543 shall be used to report expenditures and request legislative appropriations from collections/deposits made by the commission to the identified Revenue Object Codes above. Appropriations of the Texas Capital Trust Fund Account No. 543 are limited to the amounts identified above.

123. Collection of Fees from the Copyright of Training Materials and Patent of Technologies Developed.

Pursuant to the Health and Safety Code, Section 12.020, the Health and Human Services Commission (HHSC) may collect the following fees relating to mental health and intellectual disability program activities:

- (a) Fees from the sale of written training materials, video tapes, audio tapes and in the form of electronic media, such materials having been developed in part or whole by HHSC; and
- (b) Licensing fees collected by HHSC in exchange for allowing individuals and companies to use any patented technology developed, in part or in whole, by HHSC.

HEALTH AND HUMAN SERVICES COMMISSION
(Continued)

HHSC may license the use of any copyright-protected material, trademark, trade secrets, and any patented technology relating to mental health or intellectual disability program activities. The authorization provided under this provision does not include any mineral royalties. Fees collected in the sale of training materials described under (a) above may be in excess of the actual reproduction cost incurred by HHSC and shall be used to recoup the costs associated with developing the training materials. Fifty percent of the fees collected in licensing of any patented technology shall be devoted to further research and development of technologies reasonably believed to be of assistance to priority populations. The remaining 50 percent shall be deposited to the General Revenue Fund.

124. Appropriation: Contingent Revenue. The Health and Human Services Commission (HHSC) is appropriated for the purposes identified below any additional revenue generated by HHSC above the amounts identified in fiscal year 2024 or fiscal year 2025 in the Comptroller of Public Account's Biennial Revenue Estimate (BRE) for each of the accounts or revenue objects identified below. An appropriation from an account or revenue object shall be made available to HHSC once certified by a Comptroller's finding of fact that the amount in the BRE for the account or revenue object for the given fiscal year has been exceeded. An appropriation is limited to revenue generated in fiscal year 2024 or fiscal year 2025 and does not include any balances that have accrued in the account or revenue object code.

By March 1 of each year, HHSC may notify the Comptroller of Public Accounts, the Legislative Budget Board, and the Office of the Governor of the amount that HHSC projects will be received in excess of the amounts contained in the BRE for each of the accounts or revenue objects identified below, along with sufficient information to reflect how the estimate was determined. If the Comptroller finds the information sufficient to support the projection of additional revenue, a finding of fact to that effect shall be issued to reflect the additional revenue available for each account.

- (a) Revenue Object 3562 in the General Revenue Fund for the purpose of regulating chemical dependency counselors.
- (b) Account No. 129, Hospital Licensing, for the purpose of regulating health care facilities.
- (c) Revenue Object Code 3562 in the General Revenue Fund for the purpose of interpreter testing and certification.

125. Appropriations Limited to Revenue Collections. Fees, fines, and other miscellaneous revenues as authorized and generated by the operation of the programs listed in the table below shall cover, at a minimum, the cost of appropriations made above in Strategies F.2.4, Deaf and Hard of Hearing Services, H.1.1, Facility/Community-Based Regulation, and H.3.1, Health Care Professionals and Other, as well as the "other direct and indirect costs" made elsewhere in this Act associated with these programs. Direct costs for these programs are estimated to be \$15,923,375 for fiscal year 2024 and \$15,923,377 for fiscal year 2025 and "other direct and indirect costs" are estimated to be \$4,866,673 for fiscal year 2024 and \$5,049,830 for fiscal year 2025.

- (a) This rider shall apply to revenue generated in the following strategies and deposited under the following revenue codes or account numbers.

Strategy	Revenue Object Code
F.2.4, Deaf and Hard of Hearing Services	Fees deposited into General Revenue to support the Interpreter Certification Program in Strategy F.2.4, Deaf and Hard of Hearing Services, including fees deposited under the following Revenue Code: 3562 (Health Related Professional Fees for Interpreters for Persons who are Deaf or Hard of Hearing).
H.1.1, Facility/Community-Based Regulation	129 Hospital Licensing 373 Freestanding Emergency Medical Facility Licensing

HEALTH AND HUMAN SERVICES COMMISSION

(Continued)

5018 Home Health Services

Fees deposited into General Revenue to support the Health Care Facilities Program in Strategy H.1.1, Facility/Community-Based Regulation, including fees deposited under the following Revenue Codes: 3180 (Health Regulation Fees, for Special Care Facilities); and 3557 (Health Care Facilities Fees, for Abortion Clinics, Ambulatory Surgical Centers, Birthing Centers, End Stage Renal Disease Facilities, Chemical Dependency Facilities, and Drug Abuse Treatment Facilities).

H.3.1, Health Care Professionals and Other

Fees deposited into General Revenue to support Strategy H.3.1, Health Care Professionals and Other, including fees deposited under the following Revenue Codes: 3175 (Professional Fees, for Health Services Providers); 3557 (Health Care Facilities Fees for Convalescent and Nursing Facilities); 3562 (Health Related Professional Fees, for Chemical Dependency Counselors).

- (b) This appropriation is contingent upon the agency assessing fees sufficient to generate revenue to cover the General Revenue appropriations for the programs identified above as well as the related "other direct and indirect costs". In the event that actual and/or projected revenue collections are insufficient to offset the costs identified by this provision, the Legislative Budget Board may direct that the Comptroller of Public Accounts reduce the appropriation authority provided above to be within the amount of revenue expected to be available.

126. Texas.Gov Authority Appropriation.

- (a) The Health and Human Services Commission (HHSC) is authorized in accordance with Government Code, Section 2054.252 to increase the occupational license, permit, and registration fees imposed on licensees by an amount sufficient to cover the cost of the subscription fee charged by the Texas.Gov Authority.
- (b) Amounts appropriated above to HHSC include \$43,711 in each fiscal year in revenue in Strategy H.4.1, Texas.Gov, for the purpose of paying Texas.Gov subscription fees.
- (c) In the event that actual and/or projected revenue collections from fee increases to cover the cost of Texas.Gov subscription fees are insufficient to offset the costs identified above, the Comptroller is directed to reduce the appropriation authority provided by this Act to HHSC to be within the amount of fee revenue expected to be available.
- (d) For new licensing applications, HHSC is appropriated the additional revenue generated from occupational license, permit, or registration fees in excess of the Comptroller's biennial revenue estimate for the 2024-25 biennium for the sole purpose of payment to the Texas.Gov Authority contractor of subscription fees for implementing and maintaining electronic services for the commission. HHSC, upon completion of necessary actions to access or increase fees, shall furnish an annual schedule of the number of license issuances or renewals and associated annual fee total, and any other supporting documentation to the Comptroller. If the Comptroller finds the information sufficient to support the projection of increased revenues, a notification letter will be issued and the contingent appropriation made available for the intended purposes.
- (e) HHSC shall notify the Legislative Budget Board and the Comptroller of Public Accounts in writing upon receiving an exemption from participating in Texas.Gov. Within 45 calendar days of receiving an exemption, the commission shall provide the Legislative Budget Board

HEALTH AND HUMAN SERVICES COMMISSION

(Continued)

and the Comptroller with a report of the effective date, the reason for exemption, and all estimated expenditures for Texas.Gov costs in the fiscal year in which the exemption is made.

127. Appropriation: State Chest Hospital Fees and Receipts. Included in amounts appropriated above in Strategy G.3.1, Other Facilities, is \$325,610 in State Chest Hospital Fees and Receipts Account No. 707 in each fiscal year. For the purpose of this provision, State Chest Hospital Fees and Receipts are defined as third-party collections collected by the Rio Grande State Center Outpatient Clinic that are deposited by the Health and Human Services Commission in Revenue Object Code 3595, Medical Assistance Recovery. The use of State Chest Hospital Fees and Receipts are limited to reimbursement of services provided by the Rio Grande State Center Outpatient Clinic.

128. Appropriation of Receipts: Certificate of Public Advantage Fees. In addition to the amounts appropriated above to the Health and Human Services Commission (HHSC) in Strategy H.1.1, Facility/Community-based Regulation, HHSC is appropriated any revenue (estimated to be \$0) collected pursuant to Texas Health and Safety Code, Chapter 314A and deposited to the credit of the General Revenue Fund. These funds shall only be used to review and monitor merger agreements in compliance with Health and Safety Code, Chapter 314A.

TRANSFERS

129. Limitations on Transfer Authority.

(a) **Limitations on Transfers for Goal A, Medicaid Client Services, and Goal C, CHIP Client Services.**

(1) Notwithstanding Article IX, Section 14.01, Appropriation Transfers, Article IX, Section 14.03, Transfers - Capital Budget, and Article II, Special Provisions Section 6, Limitations on Transfer Authority, funds appropriated by this Act to the Health and Human Services Commission (HHSC) for the following goals shall be governed by the specific limitations included in this subsection.

(A) **Goal A, Medicaid Client Services.** Transfers may be made between strategies in Goal A, Medicaid Client Services (excluding Strategies A.3.1, Home and Community-based Services; A.3.2, Community Living Assistance (CLASS); A.3.3, Deaf-Blind Multiple Disabilities; A.3.4, Texas Home Living Waiver; and A.3.5, All-Inclusive Care-Elderly), subject to the notification requirements in subsection (a)(2) of this rider. Transfers may not be made to strategies in Goal A, Medicaid Client Services, from strategies in other goals nor from strategies in Goal A, Medicaid Client Services, to strategies in other goals without prior written approval from the Legislative Budget Board and the Office of the Governor pursuant to subsection (a)(3) of this rider.

(B) **Community Care Waivers and Other Medicaid Non-Entitlement Services (Goal A).** Without prior written approval from the Legislative Budget Board and the Office of the Governor pursuant to subsection (a)(3) of this rider, transfers may not be made:

(i) between strategies listed below in this subdivision (B); or

(ii) to or from strategies listed below in this subdivision (B).

A.3.1, Home and Community-based Services;
A.3.2, Community Living Assistance (CLASS);
A.3.3, Deaf-Blind Multiple Disabilities;
A.3.4, Texas Home Living Waiver; and
A.3.5, All-Inclusive Care-Elderly.

(C) **Goal C, CHIP Client Services.** Transfers may not be made to Goal C, CHIP Client Services, from strategies in other goals nor from Goal C, CHIP Client Services, to strategies in other goals without prior written approval from the Legislative Budget Board and the Office of the Governor pursuant to Subsection (a)(3) of this rider.

HEALTH AND HUMAN SERVICES COMMISSION

(Continued)

- (2) **Notification Requirements.** Authority granted by this subsection to transfer funds without written approval is contingent upon a written notification from HHSC to the Legislative Budget Board and the Office of the Governor at least 30 business days prior to the transfer, and shall include the following information:
 - (A) a detailed explanation of the purpose(s) of the transfer and whether the expenditure will be one-time or ongoing;
 - (B) the names of the originating and receiving strategies and the method of financing for each strategy by fiscal year; and
 - (C) an estimate of performance levels and, where relevant, a comparison to targets included in this Act for both the originating and the receiving strategies.
- (3) **Requests for Transfers that Require Approval.** To request a transfer, HHSC shall submit a written request to the Legislative Budget Board and the Office of the Governor. At the same time, the agency shall provide a copy of the request to the Comptroller of Public Accounts (CPA). The request shall include the following information:
 - (A) a detailed explanation of the purpose(s) of the transfer and whether the expenditure will be one-time or ongoing;
 - (B) the names of the originating and receiving strategies and the method of financing for each strategy by fiscal year; and
 - (C) an estimate of performance levels and, where relevant, a comparison to targets included in this Act for both the originating and the receiving strategies.
- (4) **Cash Management.** Notwithstanding the above limitations, HHSC may temporarily utilize funds appropriated in Goals A, Medicaid Client Services, and C, CHIP Client Services, for cash flow purposes. All funding used in this manner shall be promptly returned to the originating strategy. This authorization is subject to limitations established by the CPA.

The CPA shall not allow the transfer of funds authorized by any of the above subsections if the Legislative Budget Board provides notification to the CPA that the requirements of this provision have not been satisfied.

- (b) **Limitations on Transfers within/between Other Goals.** Notwithstanding Article IX, Section 14.01, Appropriation Transfers, and Article IX, Section 14.03, Transfers - Capital Budget, HHSC is authorized to make transfers of funding, full-time equivalents (FTEs), and capital budget authority between strategies, subject to the following requirements:
 - (1) Authority granted by this subsection to transfer funding, FTEs, or capital budget authority is contingent upon a written notification from HHSC to the Legislative Budget Board and the Office of the Governor at least 30 business days prior to the transfer. Notification provided under this subsection must include the following information:
 - (A) a detailed explanation of the purpose(s) of the transfer and whether the expenditure will be one-time or ongoing;
 - (B) the names of the originating and receiving strategies and the method of financing and FTEs for each strategy by fiscal year;
 - (C) an estimate of performance levels and, where relevant, a comparison to targets included in this Act for both the originating and receiving strategies; and
 - (D) the capital budget impact.
 - (2) Notwithstanding Article II, Special Provisions, Section 6, Limitations on Transfer Authority; Article IX, Section 14.01, Appropriation Transfers; and subsection (b)(1) of this rider, HHSC may not make any transfers out of Strategy D.1.2, Alternatives to Abortion.

HEALTH AND HUMAN SERVICES COMMISSION

(Continued)

- (3) Notwithstanding Article II, Special Provisions, Section 6, Limitations on Transfer Authority; Article IX, Section 14.01, Appropriations Transfers; Article IX, Section 14.03, Transfers - Capital Budget; and subsection (b)(1) of this rider, any transfers that exceed the lesser of \$1,000,000 or 20.0 percent of the originating strategy in either fiscal year; FTE adjustments of more than 10.0 FTEs in either fiscal year; capital budget authority that exceeds \$500,000; or transfers in any amount into or out of: (1) Strategy B.1.1, Medicaid & CHIP Contracts & Administration; (2) Strategy D.1.1, Women's Health Programs; (3) Strategy D.1.3, ECI Services; (4) Strategy D.1.4, ECI Respite; (5) Strategy D.1.6, Autism Program; (6) Strategy D.1.7, Children with Special Health Care Needs; (7) Strategy F.3.2, Child Advocacy Programs; (8) Strategy G.1.1, State Supported Living Centers; and (9) Strategies in Goal L, System Oversight & Program Support, are subject to the prior written approval of the Legislative Budget Board and the Office of the Governor.
- (A) To request a transfer, HHSC shall submit a written request to the Legislative Budget Board and the Office of the Governor. At the same time, the agency shall provide a copy of the request to the Comptroller of Public Accounts. The request shall include the following information:
- (i) a detailed explanation of the purpose(s) of the transfer and whether the expenditure will be one-time or ongoing;
 - (ii) the name of the originating and receiving strategies and the method of financing and FTEs for each strategy by fiscal year;
 - (iii) an estimate of performance levels and, where relevant, a comparison to targets included in this Act for both the originating and receiving strategies; and
 - (iv) the capital budget impact.
- (4) Notwithstanding subsection (b)(3) of this rider, transfers may be made between strategies in Goal L, System Oversight & Program Support. HHSC shall provide notification of all transfers pursuant to subsection (b)(1) of this rider.
- (5) Notwithstanding subsection (a)(1)(A) and subsection (b)(3) of this rider, and contingent on revenues generated from certain contingency or Recovery Audit Contractor based contracts in the Medicaid program exceeding the amounts assumed in appropriations above as Medicaid Subrogation Receipts Account No. 8044 in Strategy A.1.5, Children, transfers may be made from Strategy A.1.5, Children, to Strategy B.1.1, Medicaid & CHIP Contracts & Administration, solely to provide for an increase in contingency fees for a contract resulting from higher than anticipated revenue collections. This authority is limited to contracts that result in revenue collections that are deposited as Medicaid Subrogation Receipts Account No. 8044 and shall not be used to increase the percentage of revenue collections retained by a contractor pursuant to existing contracts and applicable state and federal law. HHSC shall provide written notification of all transfers to the Legislative Budget Board and the Office of the Governor within 30 calendar days of making a transfer.
- (6) In addition to the notice required by this subsection, the total of all transfers from a strategy may not exceed the lesser of \$1,000,000 or 20.0 percent of the originating item of appropriation for funding for the fiscal year without prior written approval of the Legislative Budget Board and the Office of the Governor. The approval requirement contained in this subsection does not apply to transfers to which subsection (b)(5) also applies.
- (c) In the case of disaster or other emergency, this provision is superseded by the emergency-related transfer authority in Article IX of this Act.

130. Appropriation and Unexpended Balances: Affordable Housing for the Elderly. Included in the amounts appropriated above in Strategy F.1.2, Non-Medicaid Services, are fees collected pursuant to Local Government Code, Section 394.902, for the purpose of promoting affordable housing for the elderly (estimated to be \$454,000 for the biennium).

HEALTH AND HUMAN SERVICES COMMISSION

(Continued)

Any unexpended balances in fees collected to promote affordable housing for the elderly remaining as of August 31, 2024, in the appropriation made in Strategy F.1.2, Non-Medicaid Services, are appropriated for the fiscal year beginning September 1, 2024.

In the event that actual and/or projected revenue collections are insufficient to offset the costs identified by this provision, the Legislative Budget Board may direct that the Comptroller of Public Accounts reduce the appropriation authority provided above to be within the amount of revenue expected to be available.

131. Appropriation Transfers between Fiscal Years. In addition to authority provided elsewhere in this Act and in order to provide for unanticipated events that increase costs associated with providing services to eligible clients in Goal A, Medicaid Client Services, or Goal C, CHIP Client Services, HHSC may transfer General Revenue from funds appropriated in all Strategies in Goals A or C in fiscal year 2025 to fiscal year 2024 for the purpose of providing services to eligible clients.

- (a) A transfer authorized by this rider must receive the prior written approval of the Office of the Governor and the Legislative Budget Board. The request must be received by August 31, 2024. Additional information requested by the Legislative Budget Board or the Office of the Governor should be provided in a timely manner. The request and information provided subsequently shall be prepared in a format specified by the Legislative Budget Board.

The request shall be considered to be approved unless the Legislative Budget Board or the Office of the Governor issues a written disapproval within 30 business days of the date on which the staff of the Legislative Budget Board concludes its review of the proposal to transfer the funds and forwards its review to the Chair of the House Appropriations Committee, Chair of the Senate Finance Committee, Speaker of the House, and Lieutenant Governor. Any requests or additional information made by the Legislative Budget Board shall interrupt the counting of the 30 business days.

- (b) HHSC shall make a one-time adjustment to transfers made under this section if funds moved from fiscal year 2025 exceed the amount needed in fiscal year 2024. HHSC shall provide notification to the Legislative Budget Board, the Comptroller of Public Accounts, and the Office of the Governor if a one-time adjustment described in this section is made.

132. Additional Funding Sources, Medicaid. Notwithstanding any other provisions of this Act, if the appropriations provided for a Medicaid program are not sufficient to provide for expenditures mandated by either state or federal law, after accounting for any appropriations made to the agency operating the Medicaid program, and available for transfer to the Medicaid program, the Legislative Budget Board and the Office of the Governor may provide for and are authorized to direct the transfer of sufficient amounts of funds to the Health and Human Services Commission from appropriations made elsewhere in this Act.

133. Unexpended Balances: Deaf and Hard of Hearing Services. Any unexpended and unobligated balances remaining as of August 31, 2023, in Strategy F.2.4, Deaf and Hard of Hearing Services, for interpreter certification fees for the purpose of developing evaluation materials, validating interpreter evaluation materials, and expenses related to the Board for Evaluation of Interpreters are appropriated to HHSC for the same purpose for the fiscal year beginning September 1, 2023.

Any unexpended balances remaining as of August 31, 2024, are appropriated for the same purpose for the fiscal year beginning September 1, 2024 (estimated to be \$0).

134. Unexpended Construction Balances.

- (a) Included in the amounts appropriated above to the Health and Human Services Commission (HHSC) are unexpended and unobligated balances for construction, repairs and renovations, and deferred maintenance at the state hospitals and State Supported Living Centers remaining as of August 31, 2023, (estimated to be \$0) for the 2024-25 biennium in Strategy G.4.2, Facility Capital Repairs and Renovation.

Any unexpended balances described herein and remaining as of August 31, 2024, are appropriated to HHSC for the fiscal year beginning September 1, 2024, for the same purpose.

HEALTH AND HUMAN SERVICES COMMISSION

(Continued)

- (b) HHSC shall submit a report by March 1 and September 1 of each fiscal year to the Legislative Budget Board and the Office of the Governor. The report shall include actual expenditures of construction appropriations in the previous fiscal biennium and planned expenditures in the current fiscal biennium. The report shall provide the information by project and facility.

135. State Owned Multicategorical Teaching Hospital Account.

- (a) Included in amounts appropriated above in Strategy D.3.1, Indigent Health Care Reimbursement (UTMB), is \$439,443 from the General Revenue - Dedicated State Owned Multicategorical Teaching Hospital Account No. 5049 ("Account"), in each fiscal year of the biennium for the purpose set out in Subsection (b). Any unexpended balances remaining on August 31, 2024, in Strategy D.3.1, Indigent Health Care Reimbursement (UTMB), are appropriated to the Health and Human Services Commission (HHSC) for the same purpose for the fiscal year beginning September 1, 2024, subject to HHSC notifying the Legislative Budget Board and the Office of the Governor in writing at least 30 calendar days prior to budgeting and expending these balances.
- (b) Funds appropriated above in Strategy D.3.1, Indigent Health Care Reimbursement (UTMB), may be used to reimburse the University of Texas Medical Branch at Galveston (UTMB) for the provision of health care services provided to indigent patients from all counties, except that it may be used for indigent patients from Galveston, Brazoria, Harris, Montgomery, Fort Bend, and Jefferson counties only if those counties' County Indigent Health Care income eligibility levels, or those counties' hospital district income eligibility levels, exceed the statutory minimum set for the County Indigent Health Care Program.
- (c) Upon presentation of information supporting UTMB's claim, HHSC shall reimburse UTMB for the health care services provided to indigent patients from the Account established for this purpose. The reimbursement from the Account shall be based upon a rate equal to 90 percent of the Medicaid fee-for-service rate in effect at the time of service for UTMB. This reimbursement shall be made monthly upon the submission to HHSC of a statement of the care provided by UTMB to indigent patients, according to the terms set out in subsection (b). UTMB may charge patient co-payment amounts for providing health care services, however, UTMB is not entitled to reimbursement from the Account for these co-payment amounts. The Office of the State Auditor may periodically review the statements submitted to HHSC for reimbursement from the Account, as well as the disbursement there from, to verify compliance with the criteria established within this rider.

136. Disposition of Appropriation Transfers from State-owned Hospitals.

- (a) The Health and Human Services Commission (HHSC) shall use the sums transferred from state owned hospitals as provided elsewhere in the Act as necessary to apply for appropriate matching Federal Funds and to provide the state's share of disproportionate share payments and uncompensated care payments authorized under the federal Healthcare Transformation and Quality Improvement Waiver, excluding payments for physicians, pharmacies, and clinics, due to state-owned hospitals. Any amounts of such transferred funds not required for these payments shall be deposited by HHSC to the General Revenue Fund as unappropriated revenue.
- (b) If a state owned hospital is eligible and chooses to participate in a hospital directed payment program authorized under the federal Healthcare Transformation and Quality Improvement Waiver, and the amount of funds deposited by HHSC under paragraph (a) of this provision is not equivalent to the amount deposited in state fiscal year 2023 based on the non-enhanced Federal Medical Assistance Percentages, HHSC shall calculate the difference and provide notice to the state-owned hospital, the Legislative Budget Board, the Comptroller of Public Accounts, and the Office of the Governor.
- (c) Payments for physicians, pharmacies, and clinics are governed by Special Provisions Relating Only to Agencies of Higher Education, Section 50, Transfer of Appropriations for Participation in the Healthcare Transformation and Quality Improvement Waiver.
- (d) By October 1 of each fiscal year, HHSC shall present a schedule of projected transfers and payments to the Comptroller of Public Accounts, the Office of the Governor, and the Legislative Budget Board.

HEALTH AND HUMAN SERVICES COMMISSION

(Continued)

- (e) The Comptroller of Public Accounts shall process all payments and transfers, unless disapproved or modified by the Legislative Budget Board or the Office of the Governor.

137. Unexpended Balances: Social Services Block Grant Funds. As the single state agency for the Social Services Block Grant, the Health and Human Services Commission shall coordinate with other agencies appropriated Social Services Block Grant funds and shall report to the Legislative Budget Board and the Office of the Governor by October 15 of each fiscal year the actual amount of federal Social Services Block Grant funds expended and the actual amount of unexpended and unobligated balances.

Additional information requested by the Legislative Budget Board or the Office of the Governor should be provided in a timely manner. The notification and information provided shall be prepared in a format specified by the Legislative Budget Board.

138. Appropriation of Unexpended Balances: Funds Recouped from Local Authorities. Notwithstanding other provisions of this Act, any state funds appropriated for fiscal year 2024 recouped by the Health and Human Services Commission from a local mental health authority, local behavioral health authority, or local intellectual and developmental disability authority for failing to fulfill its performance contract with the State, are appropriated to the agency, to reallocate to other local authorities in fiscal year 2025.

HHSC shall provide a report to the Legislative Budget Board and the Office of the Governor by December 15, 2024, that includes the amount of the recoupment by strategy, the reasons for the recoupment, the local authorities involved, any performance contract requirements that were not met, and the purposes of the reallocation.

139. Transfer Authority: Home and Community-Based Services-Adult Mental Health.

- (a) Notwithstanding Rider 129, Limitations on Transfer Authority, Article II, Special Provisions Section 6, Limitations on Transfer Authority, and Article IX, Section 14.01, Appropriations Transfers, the Health and Human Services Commission (HHSC) may transfer funds from Strategies in Goal A, Medicaid Client Services, to Strategy D.2.5, Behavioral Health Waiver and Plan Amendment, if HHSC determines that there is a demand based on program utilization.
- (b) Transfers under the authority in Subsection (a) of this rider may be made only for the Home and Community-based Services-Adult Mental Health program.
- (c) Authority granted by this rider to transfer funds is contingent upon a written notification from HHSC to the Legislative Budget Board and the Office of the Governor within 30 days of making a transfer.

ADMINISTRATION

140. Accounting of Indirect Support Costs. The Comptroller of Public Accounts shall establish separate accounts from which certain indirect support costs shall be paid. The Health and Human Services Commission may make transfers into these separate accounts from line item strategies in order to pay for these expenses in an efficient and effective manner. Only costs not directly attributable to a single program may be budgeted in or paid from these accounts. Items to be budgeted in and paid from these accounts include but are not limited to: postage, occupancy costs, equipment repair, telephones, office printing costs, supplies, freight and transport costs, telephone system costs and salary and travel costs of staff whose function supports several programs. The commission shall be responsible for quarterly allocations of these costs to the original strategies.

141. Monthly Financial Reports. The Health and Human Services Commission (HHSC) shall submit the following information to the Legislative Budget Board and the Office of the Governor no later than 45 calendar days after the close of each month and in a format specified by the Legislative Budget Board:

- (a) Information on appropriated, budgeted, expended, and projected funds and full-time-equivalents, by strategy and method of finance;
- (b) Information on appropriated, budgeted, expended, and projected revenues, including program income, interest earnings, experience rebates, vendor drug rebates (Medicaid, CHIP and supplemental),

HEALTH AND HUMAN SERVICES COMMISSION

(Continued)

Medicaid subrogation receipts, premium co-payments, Earned Federal Funds, cost sharing - Medicaid clients, and appropriated receipts used as match for Federal Funds;

- (c) Narrative explanations of significant budget adjustments, ongoing budget issues, and other items as appropriate;
- (d) Narrative and tabular explanation of adjustments made to translate actuarial forecasts of incurred claims into budgeted/expended amounts on a cash basis for the Medicaid program and Early Childhood Intervention (ECI) services; and
- (e) Any other information requested by the Legislative Budget Board or the Office of the Governor.

HHSC shall electronically notify the Members of the Legislature that information provided in the sections above is available on the agency's website and shall provide copies as requested.

142. Reimbursement of Advisory Committee Members. Pursuant to Government Code, Section 2110.004, reimbursement of expenses for advisory committee members, out of funds appropriated above - not to exceed a total of \$242,532 each fiscal year, is limited to the following advisory committees: Hospital Payment Advisory Committee, Medical Care Advisory Committee, State Medicaid Managed Care Advisory Committee, Intellectual and Developmental Disability System Redesign Advisory Committee, Drug Utilization Review Board, Behavioral Health Advisory Committee, Perinatal Advisory Council, Policy Council for Children and Families, Texas Council on Consumer Direction, Nursing Facility Administrators Advisory Committee, Early Childhood Intervention Advisory Council, Board for Evaluation of Interpreters, Joint Committee on Access and Forensic Services, Palliative Care Interdisciplinary Advisory Council, Texas Medical Disclosure Panel, Aging and Disability Resource Center Advisory Committee, Aging Texas Well Advisory Committee, STAR Kids Managed Care Advisory Committee, Texas Brain Injury Advisory Council, Chronic Kidney Disease Task Force, and Texas Respite Advisory Committee.

To the maximum extent possible, the Health and Human Services Commission shall encourage the use of videoconferencing and teleconferencing and shall schedule meetings and locations to facilitate the travel of participants so that they may return the same day and reduce the need to reimburse members for overnight stays.

143. Reimbursement of Advisory Council Members. Pursuant to Government Code, Section 531.0051, reimbursement of travel expenses for Health and Human Services Executive Council members, out of funds appropriated above in Strategy L.2.1, Central Program Support, is authorized such that the sum total of all reimbursements for members of the Council shall not exceed \$13,200 per fiscal year, at the rates specified in the general provisions of this Act.

144. Guardianship Services. Out of the funds appropriated above, the Health and Human Services Commission shall pay guardianship program caseworkers, supervisors and directors an amount not to exceed \$50 per month for work-related use of personal cellular telephones.

145. Revolving Account for the Consolidated Health and Human Services Print Shop. It is the intent of the Legislature that the Health and Human Services Commission (HHSC) establish and maintain the "Revolving Account for the Consolidated Health and Human Services Print Shop" to account for the expenditures, revenues, and balances of managing a full-cost recovery Consolidated Print Shop. The expenditures, revenues, and balances included above for this operation shall be maintained separately by HHSC within its accounting system. These funds can only be used for the purpose of managing the consolidated print shop.

Any unexpended balances in Strategy L.2.1, Central Program Support, for the Consolidated Print Shop, remaining as of August 31, 2024, are appropriated for the fiscal year beginning September 1, 2024, for the purpose of providing cash flow stability for Print Shop activities.

146. Federally Qualified Health Center (FQHC) Affiliate Agreements. To the extent allowable by law, no funds appropriated under this Act may be expended to reimburse the costs of a federally qualified health center (FQHC) for services performed or provided by a provider or group of providers pursuant to an affiliation agreement executed between the FQHC and provider unless the Health and Human Services Commission determines the reimbursement complies with criteria promulgated by the Secretary of Health and Human Services, the Centers for Medicare and Medicaid Services, or administrative rules adopted by the commission.

HEALTH AND HUMAN SERVICES COMMISSION

(Continued)

147. Efficiencies at Local Mental Health Authorities and Intellectual Disability Authorities. The Health and Human Services Commission (HHSC) shall ensure that the local mental health authorities and local intellectual disability authorities that receive allocations from the funds appropriated above to HHSC shall maximize the dollars available to provide services by minimizing overhead and administrative costs and achieving purchasing efficiencies. The Legislature also intends that each state agency which enters into a contract with or makes a grant to local authorities does so in a manner that promotes the maximization of third party billing opportunities, including to Medicare and Medicaid.

Funds appropriated above to HHSC in Strategies I.2.1, Long-Term Care Intake and Access, and F.1.3, Non-Medicaid IDD Community Services, may not be used to supplement the rate-based payments incurred by local intellectual disability authorities to provide waiver or ICF/IID services.

148. Transfer for Health Professions Council. Out of funds appropriated above in Strategy H.3.1, Health Care Professionals and Other, an amount equal to \$11,599 in General Revenue in each fiscal year shall be used for transfer to, and expenditure by, the Health Professions Council as the pro-rated assessment of the Professional Licensing and Certification Unit of the Health and Human Services Commission.

149. Prevent Eligibility Determination Fraud. It is the intent of the Legislature that the Health and Human Services Commission shall use technology to identify the risk for fraud associated with applications for benefits to prevent fraud. Within the parameters of state and federal law, the commission shall set appropriate verification and documentation requirements based on the application's risk to ensure agency resources are targeted to maximize fraud reduction and case accuracy.

150. Reporting Requirement: COVID-19 Funding to Nursing Facilities and Hospitals. Out of funds appropriated above in Strategy B.1.1, Medicaid & CHIP Contracts & Administration, the Health and Human Services Commission (HHSC) shall develop a report detailing the total value and uses of COVID-19-related Federal Funds, including Provider Relief Funds, provided directly to nursing facilities and hospitals contracting with HHSC since the beginning of the public health emergency. The report should include any temporary rate increases provided to nursing facilities related to the COVID-19 pandemic. Any facilities that do not provide information requested by the commission necessary to complete the report shall be identified in the report. The first submission of the report shall also include a description of any requirements implemented for nursing facilities in response to the COVID-19 pandemic, the cost to nursing facilities to implement the requirements, and recommendations on whether or not the requirements should be continued after the end of the public health emergency. HHSC shall submit the report to the Office of the Governor, Legislative Budget Board, and any appropriate standing committee in the Legislature on December 1st and June 1st of each fiscal year. The format and content of the report shall be specified by the Legislative Budget Board and posted on the HHSC website. Appropriations in Strategy A.2.4, Nursing Facility Payments, for fiscal year 2025 are contingent on the submission of the report due June 1, 2024.

151. Staffing in Lieu of Contracted Responsibilities. Notwithstanding the provisions in Article IX, Section 6.10, Limitation on State Employment Levels, if the executive commissioner of the Health and Human Services Commission (HHSC) determines that a service performed under a contract as of the effective date of this Act would be more effectively performed by state personnel, the executive commissioner may adjust the agency's full-time equivalent (FTE) limitation to the extent necessary to ensure the successful assumption of such contracted duties and to comply with federal performance standards.

Authority granted by this provision is contingent upon a written notification from HHSC to the Legislative Budget Board and the Office of the Governor at least 30 calendar days prior to adjusting budgeted FTE levels that includes the following information:

- (a) a detailed explanation of the adjustments to the affected contract and the reason(s) for the adjustment;
- (b) the estimated reduction in spending in All Funds on the contract by fiscal year;
- (c) the increase in both the annual average and end-of-year FTEs by fiscal year; and
- (d) the estimated increase in expenditures by object of expense and method of financing for each fiscal year.

HEALTH AND HUMAN SERVICES COMMISSION

(Continued)

152. Clear Process for Including Prescription Drugs on the Texas Drug Code Index. The Health and Human Services Commission (HHSC) shall make clear their process for the inclusion of prescription drugs in the Medicaid and Children's Health Insurance Programs. In maintaining the prescription drug inclusion process, HHSC shall ensure that the timeline for review, including initiation of drug review, clinical evaluation, rate setting, Legislative Budget Board notification, and making the product available, does not extend past the 90th day of receipt of the completed application for coverage on the Texas Drug Code Index. After the applicable Drug Utilization Review Board meeting and approval by the HHSC Executive Commissioner, HHSC will complete the public posting of medical policies associated with the product.

153. Contracts for State Leases. Included in amounts appropriated above in Strategy L.2.2, Regional Program Support, is \$10,000,000 in General Revenue Funds and \$2,275,361 in Federal Funds in each fiscal year of the biennium for cost increases for state leases.

It is the intent of the Legislature that the Health and Human Services Commission shall coordinate with the Texas Facilities Commission to identify ways to reduce costs for state leases, including, but not limited to lowering costs associated with Consumer Price Index escalation.

154. SNAP Performance Payments. Bonus payment for employees who are paid in Strategy I.1.1, Integrated Eligibility & Enrollment. The authority to award bonus payment to employees is provided in Article IX, Section 13.11, Definition, Appropriation, Reporting and Audit of Earned Federal Funds and is subject to the following additional conditions: A portion of these funds, in each year of the biennium, shall be used by Health and Human Services Commission (HHSC) to provide bonuses to position classifications whose efforts directly contributed to meeting or exceeding performance standards for eligibility determination of Federal programs, or to position classifications who meet or exceed customer service performance measures developed by the commission. (1) Before an employee can be eligible for a bonus, the employee must have been employed in the program for a minimum of six months, remain employed in the program, and demonstrate performance that meets expectations. (2) HHSC has the authority to determine whether employees who have received bonuses under this provision are eligible for the merit salary increases during a twelve-month period prior to or after receipt of the bonus.

155. Ellie's Law. Included in amounts appropriated above in Strategy H.2.1, Child Care Regulation, is \$1,024,221 in General Revenue Funds in fiscal year 2024 to implement changes to child care regulation as required by Senate Bill 225, Eighty-seventh Legislature, Regular Session, 2021, also cited as Ellie's Law.

It is the intent of the Legislature that the Health and Human Services Commission (HHSC) use amounts appropriated above in Strategy H.2.1, Child Care Regulation, including the funds identified by this rider, to fully implement the provisions of the legislation.

ARTICLE IX PROVISIONS

156. Medicaid Reimbursement Rate Review for Pediatric Care Center.¹⁴ It is the intent of the legislature that, out of General Revenue funds appropriated above to the Health and Human Services Commission in Strategy B.1.1, Medicaid & CHIP Contracts & Administration, the commission, not later than August 31 of each year of the state fiscal biennium ending August 31, 2025, conduct a review of reimbursement rates for pediatric care center services delivered to children under Medicaid.

157. Comal County Mental Health Facility.² Included in amounts appropriated above, the Health and Human Services Commission is appropriated \$1,000,000 in General Revenue Funds in fiscal year 2024 in Strategy G.2.2, Mental Health Community Hospitals, for operational costs for a mental health facility operated by the local mental health authority serving Comal County.

158. Sunrise Canyon Operational Funding.³ Included in amounts appropriated above, the Health and Human Services Commission is appropriated \$636,850 in General Revenue Funds in each fiscal year in Strategy G.2.2, Mental Health Community Hospitals, to increase funding for existing Sunrise Canyon Hospital inpatient beds.

159. Community Services Grant.⁴ Included in amounts appropriated above, the Health and Human Services Commission (HHSC) is appropriated \$5,000,000 in General Revenue Funds in fiscal year 2024 in Strategy D.1.10, Additional Specialty Care, to make a grant to a non-profit organization operating as a 501(c)(3) in the greater Houston area for the purposes of providing community

HEALTH AND HUMAN SERVICES COMMISSION

(Continued)

crisis pregnancy services, foster care outreach, and community services. Any unexpended balances of these funds remaining as of August 31, 2024, are appropriated to HHSC for the same purpose for the fiscal year beginning September 1, 2024.

160. Charity Care and Hospital Transparency.⁵ Included in amounts appropriated above, the Health and Human Services Commission (HHSC) is appropriated \$5,000,000 in General Revenue in fiscal year 2024. HHSC shall study and report on the financial and utilization data of licensed Texas hospitals that generate revenue from public sources and programs and/or benefit from tax exemptions or the use of public debt. HHSC shall contract with a third party, which may not be an entity that owns or operates a hospital, and the third party must be familiar with the Texas hospital market and data, to assist in the completion of this report. HHSC will evaluate hospital revenue and expenses, as well as public debt and the value of tax-exemptions, and the value of any charity care provided, as applicable by hospital and system. HHSC may coordinate with the Comptroller of Public Accounts, the Bond Review Board, and any other state agency or institution of higher education necessary, as well as use state and federal filings, including IRS Schedule H990 forms for all reporting hospitals, cost and payment data from hospital Medicare Cost Reports, Annual Statement on Community Benefits, community-wide need assessments, and any other data sources available to HHSC or other state agencies. By December 1, 2024, HHSC must publish findings on the external website and report its findings to the Legislature. The report shall include:

- (a) Recommendations on ways to improve hospital reporting and transparency, including recommendations on improving hospital reporting on the Annual Statements of Community Benefit Standards and to reduce duplication of reporting requirements to the state;
- (b) A summary of all revenue streams and their value, including patient revenue from private and government sources, all supplemental state or federal funding sources, research grants, medical debt accounts sold to collectors, and locally generated tax revenue when applicable, by facility and hospital system;
- (c) The value of charity care, bad debt expense (reporting at cost as calculated using the hospital's cost-to-charge ratio), and unreimbursed cost of health services by facility and hospital system. The report should also identify expenses for Graduate Medical Education, as well as, charity care program details, including number of clients enrolled in the charity care program, number of rejected charity care applications, and the number of medical debt accounts related to as client that applied for charity care but was not enrolled in the charity care program sold to debt collectors by a hospital;
- (d) All "nonprofit medical exempt" properties in the state belonging to hospitals, along with the market value of the property, taxable value of the property, and value of each hospitals' tax exemption benefit;
- (e) A statewide analysis contrasting hospitals' percentage of operating costs in relation to hospital service area household adjusted gross income range. This analysis should also address the type and volume of community benefit hospitals offer in relation to the type of communities they are servicing. Additionally, the analysis should account for all hospitals' financial assistance admission criteria, including income eligibility, application industry standards in asset evaluation, and the time it takes for hospitals to accept or reject a charity care application; and
- (f) An assessment of hospital compliance and efficacy with required disclosures under Health and Safety Code, Secs. 311.031 and 311.046(d).

161. Contingency for House Bill 1575.⁶ Contingent on enactment of House Bill 1575, or similar legislation relating to improving health outcomes for pregnant women under Medicaid and certain other public benefits program, by the Eighty-eighth Legislature, Regular Session, 2023, included in amounts appropriated above to the Health and Human Services Commission is \$3,055,550 from General Revenue and \$976,478 from Federal Funds in fiscal year 2024, and \$803,804 from General Revenue and \$118,726 from Federal Funds in fiscal year 2025 from Federal Funds in Strategy B.1.1, Medicaid & CHIP Contracts & Administration, to implement the provisions of the legislation. Additionally, the "Number of Full-Time Equivalents" above is increased by 6.0 FTEs in fiscal year 2024 and 6.0 FTEs in 2025. The Capital Budget is increased above by \$3,380,000 in fiscal year 2024 and \$300,000 in fiscal year 2025.

HEALTH AND HUMAN SERVICES COMMISSION

(Continued)

162. Contingency for House Bill 1890.⁷ Contingent on enactment of House Bill 1890, or similar legislation relating to the operation of a hospital at home program by certain hospitals; authorizing a fee, by the Eighty-eighth Legislature, Regular Session, 2023, included in amounts appropriated above to the Health and Human Services Commission (HHSC) is \$619,600 from General Revenue in fiscal year 2024 for one-time ramp up costs and any related fee revenue in fiscal year 2025 (estimated to be \$586,765) to implement the provisions of the legislation. It is the intent of the legislature that HHSC establish a fee sufficient to cover the costs to administer the provisions of the bill. Additionally, the “Number of Full-Time Equivalents” above is increased by 6.0 FTEs in fiscal year 2024 and 6.0 FTEs in 2025.

163. Contingency for House Bill 4990.⁸ Contingent on the enactment of House Bill 4990, or similar legislation relating to the Texas Pharmaceutical Initiative; authorizing fees, by the Eighty-eighth Legislature, Regular Session, 2023, included in amounts appropriated above to the Health and Human Services Commission (HHSC) is \$150,000,000 from General Revenue Funds for fiscal year 2024 to implement the provisions of the legislation. Any unexpended balances of these funds remaining as of August 31, 2024, are appropriated to HHSC for the same purpose for the fiscal year beginning September 1, 2024.

Notwithstanding the limitations in HHSC Rider 129, Limitations of Transfer Authority; Article IX, Sec. 6.10, Limitations on State Employment Levels; and Article IX, Section 14.03, Transfers - Capital Budget; the Legislative Budget Board may increase the “Number of Full-Time Equivalents (FTE)” and the capital budget authority at HHSC to implement the provisions of the legislation.

Notwithstanding the limitations of Article II, Special Provisions Section 6, Limitations on Transfer Authority; and Article IX, Section 14.01, Appropriation Transfers; if House Bill 4990 or similar legislation creates an agency, the Health and Human Services Commission shall transfer \$150,000,000 in General Revenue Funds and related FTEs and capital budget authority to the new agency to implement the provisions of the bill.

164. Contingency for Senate Bill 24.⁹ Contingent on enactment of Senate Bill 24, or similar legislation relating to the powers and duties of the Health and Human Services Commission and the transfer to the commission of certain powers and duties from the Department of Family and Protective Services, by the Eighty-eighth Legislature, Regular Session, 2023, the following adjustments are included in amounts appropriated above to implement the provisions of the legislation:

- (a) The Department of Family and Protective Services (DFPS) is appropriated \$3,630,975 from General Revenue Funds for fiscal year 2024 and \$900,661 from General Revenue Funds for fiscal year 2025 in Strategy E.1.4, IT Program Support, for one-time costs;
- (b) Capital budget authority for DFPS is increased by \$3,630,975 for fiscal year 2024 and \$900,661 for fiscal year 2025 for one-time costs;
- (c) The Health and Human Services Commission (HHSC) is appropriated \$451,519 from General Revenue Funds for fiscal year 2024 and \$932,664 from General Revenue Funds for fiscal year 2025 in Strategy D.1.14, Primary Health & Specialty Care Adm, for one-time costs;
- (d) HHSC is appropriated \$1,184,858 from General Revenue Funds and \$301,790 from Federal Funds for fiscal year 2024 and \$1,145,042 from General Revenue Funds and \$291,647 from Federal Funds for fiscal year 2025 in Strategy L.1.1, HHS System Supports, for one-time costs;
- (e) HHSC is appropriated \$4,923,962 from General Revenue Funds and \$980,584 from Federal Funds for fiscal year 2024 and \$4,170,698 from General Revenue Funds and \$841,934 from Federal Funds for fiscal year 2025 in Strategy L.1.2, IT Oversight & Program Support, for onetime costs;
- (f) HHSC is appropriated \$1,808,158 from General Revenue Funds and \$454,728 from Federal Funds for fiscal year 2024 and \$1,724,798 from General Revenue Funds and \$433,998 from Federal Funds for fiscal year 2025 in Strategy L.2.1, Central Program Support, for one-time costs;

HEALTH AND HUMAN SERVICES COMMISSION

(Continued)

- (g) Capital budget authority for HHSC is increased by \$5,290,846 for fiscal year 2024 and \$4,437,391 for fiscal year 2025 for one-time costs;
- (h) The “Number of Full-Time Equivalents” for HHSC is increased by 43.8 in fiscal year 2024 and 43.8 in fiscal year 2025 for one-time costs; and
- (i) All powers, duties, functions, programs, employees, administrative support services, contracts, property, records, and other resources necessary to comply with the provisions of the legislation are transferred from DFPS to HHSC on September 1, 2024.

This includes all funding, corresponding full-time equivalents, and performance measures in DFPS Goal C, Prevention Programs, and the Chief Well-Being Officer in DFPS Strategy E.1.1, Central Administration, excluding the Runaway Youth Hotline.

- (j) Funding and corresponding full-time equivalents for the Runaway Youth Hotline at DFPS are transferred from DFPS Goal C, Prevention Programs, to DFPS Strategy A.1.1, Statewide Intake Services, on September 1, 2024.

165. Contingency for Senate Bill 26.¹⁰ Contingent on enactment of Senate Bill 26, or similar legislation relating to local mental health authority and local behavioral health authority audits and mental and behavioral health reporting, services, and programs, by the Eighty-eighth Legislature, Regular Session, 2023, the following adjustments are included in amounts appropriated above to implement the provisions of the legislation:

- (a) The Health and Human Services Commission (HHSC) is appropriated \$3,384,287 from General Revenue Funds and \$119,955 from Federal Funds for fiscal year 2024 and \$8,866,588 from General Revenue Funds and \$327,150 from Federal Funds for fiscal year 2025 in Strategy D.2.7, Community Behavioral Health Adm;
- (b) HHSC is appropriated \$632,995 from General Revenue Funds and \$359,360 from Federal Funds for fiscal year 2024 and \$594,941 from General Revenue Funds and \$351,125 from Federal Funds for fiscal year 2025 in Strategy K.1.1, Office of Inspector General;
- (c) Capital budget authority for HHSC is increased by \$3,300,000 for fiscal year 2024 and \$9,000,000 for fiscal year 2025; and
- (d) The “Number of Full-Time Equivalents” for HHSC is increased by 11.0 in fiscal year 2024 and 11.0 in fiscal year 2025.

166. Contingency for Senate Bill 593.¹¹ Contingent on enactment of Senate Bill 593, or similar legislation relating to an independent assessment of the Health and Human Services Commission's and the Department of Family and Protective Services' rules, minimum standards, and contract requirements that apply to certain residential child-care provider, by the Eighty-eighth Legislature, Regular Session, 2023, included in amounts appropriated above to the Health and Human Services Commission is \$1,025,050 for fiscal year 2024 from General Revenue Funds in Strategy H.2.1, Child Care Regulation, to implement the provisions of the legislation.

167. Contingency for Senate Bill 989.¹³ Contingent on enactment of Senate Bill 989, or similar legislation relating to health benefit plan coverage for certain biomarker testing, by the Eighty-eighth Legislature, Regular Session, 2023, included in amounts appropriated above to the Health and Human Services Commission is \$2,714,348 in fiscal year 2025 from General Revenue and \$4,050,382 in fiscal year 2025 from Federal Funds in Strategy A.1.5, Children, and \$144,387 in fiscal year 2025 from General Revenue and \$369,673 in fiscal year 2025 from Federal Funds in Strategy C.1.1, CHIP, to implement the provisions of the legislation.

168. Contingency for Senate Bill 1677.¹² Contingent on enactment of Senate Bill 1677, or similar legislation relating to the establishment and administration of Health and Human Services Commission programs providing mental health services to certain individuals in this state, by the Eighty-eighth Legislature, Regular Session, 2023, included in amounts appropriated above to the Health and Human Services Commission is \$1,500,000 for fiscal year 2024 from General Revenue Funds and \$1,500,000 for fiscal year 2025 from General Revenue Funds to implement the provisions of the legislation.

HEALTH AND HUMAN SERVICES COMMISSION
(Continued)

FAMILY SUPPORT SERVICES

- 169. Prevention Outcomes.**⁹ Not later than December 1, 2024, the Health and Human Services Commission (HHSC) with the assistance of the Department of Family and Protective Services shall report on the effectiveness of the Prevention and Early Intervention (PEI)/Family Support Services (FSS) programs. Specifically, HHSC shall report the number of families served for each program, how appropriations are being expended, and whether:
- (a) Parents abuse or neglect their children while receiving PEI/FSS services, during or up to one year after receiving services, and during or up to three years after receiving services;
 - (b) Youth are referred to juvenile courts during or after services;
 - (c) Protective factors in parenting have increased (based on a validated pre and post survey);
 - (d) The programs focused on children ages three and under helped to reduce the number of child fatalities;
 - (e) The parents receiving the services had any prior Child Protective Services involvement; and
 - (f) Any other outcome measures HHSC determines are appropriate based on the Strategic Plan for PEI/FSS pursuant to Human Resources Code, Section 137.005.

The report shall be provided to the Legislative Budget Board, the Governor, the Chair of the House Appropriations Committee, Chair of the Senate Finance Committee, Speaker of the House, Lieutenant Governor, and the permanent standing committees in the House of Representatives and the Senate with jurisdiction over health and human services.

- 170. Faith and Community Based Coordination.**⁹ To the extent allowed by federal and state regulations, and in accordance with Chapter 535 of the Government Code, the Health and Human Services Commission shall maintain a coordinated and comprehensive strategy for engaging and collaborating with faith and community based partners, including the designation of a single point of contact for public and community partners.
- 171. At-Risk Prevention Program and Services.**⁹ Out of funds appropriated above in Strategy C.1.4, Other At-Risk Prevention Programs, at the Department of Family and Protective Services (DFPS), and Strategy P.1.4, Other At-Risk Prevention Programs, at the Health and Human Services Commission (HHSC), DFPS and HHSC shall allocate for the biennium \$3,050,000 in All Funds for competitive grant(s) to be awarded to one or more established statewide networks of community-based prevention programs that provide evidence-based programs delivered by trained full-time staff, and address conditions resulting in negative outcomes for children and youth. Any grantee selected to deliver these services must provide dollar-for-dollar matching funds. All other funding appropriated in DFPS Strategy C.1.4, Other At-Risk Prevention Programs, and HHSC Strategy P.1.4, Other At-Risk Prevention Programs, shall be used for child abuse and neglect prevention programs in accordance with the strategic plan developed by DFPS under Section 265.005 of the Family Code and HHSC under Section 137.005 of the Human Resources Code.
- 172. Appropriation of Unexpended Balances for Prevention Programs.**⁹ Notwithstanding any other provisions of this act, all unexpended balances appropriated above for the Department of Family and Protective Services (DFPS) Strategies in Goal C, Prevention Programs, for the fiscal year ending August 31, 2024, are appropriated for the same purposes to the Health and Human Services Commission (HHSC) Strategies in Goal P, Family Support Services, for the fiscal year beginning September 1, 2024. DFPS and HHSC shall notify the Legislative Budget Board and the Governor as to why the appropriations were unexpended, and how they will be used, prior to budgeting and expending the balances.
- 173. Curriculum for Parental Engagement and Family Preservation.**⁹ Out of funds appropriated above in Strategy P.1.4, Other At-Risk Prevention Program, the Health and Human Services Commission shall allocate \$325,000 in General Revenue in fiscal year 2025 for a contract with a nonprofit organization with expertise in providing curriculum-based fatherhood and parental engagement services to support family preservation, at-risk families, and reunification services. Funding shall be used for personnel, training, advertising, recruitment, and other necessary costs associated with statewide expansion.

HEALTH AND HUMAN SERVICES COMMISSION
(Continued)

174. Long-Term Youth and Family Support.⁹ Out of funds appropriated above in Strategy P.1.4, Other At-Risk Prevention Programs, the Health and Human Services Commission shall allocate \$3,000,000 in General Revenue in fiscal year 2025 to continue the program aimed at improving outcomes for children at highest risk of re-entering the child protective services system, and expand the program into at least two additional areas of the state and provide each program funding for, model support, including, but not limited to, training and technical assistance. The program shall:

- (a) be evidence-based or incorporate promising practices;
- (b) be implemented in a county with a population over 800,000; and
- (c) aim to reduce the child's interaction with the juvenile justice system, reduce teen pregnancy and increase graduation rates over the span of the child's youth.

175. Contingent Appropriation: Prevention and Early Intervention.⁹ Appropriations above in Goal P, Family Support Services, include \$32,536,024 in General Revenue, \$10,709 in Federal Funds and 16.5 FTEs in fiscal year 2025 contingent upon enactment of Senate Bill 24 or similar legislation relating to the powers and duties of the Health and Human Services Commission and the transfer to the commission of certain powers and duties from the Department of Family and Protective Services by the Eighty-eighth Legislature, Regular Session, 2023.

¹ Statutory references are not modified to reflect enactment of HB 4611, 88th Legislature, Regular Session, relating to the nonsubstantive revision of the health and human services laws governing the Health and Human Services Commission, Medicaid, and other social services.

² Incorporates Article IX, Section 17.30, of this Act, relating to a Comal County mental health facility, resulting in an increase of \$1,000,000 in FY 2024 out of General Revenue Funds.

³ Incorporates Article IX, Section 17.31, of this Act, relating to Sunrise Canyon operational funding, resulting in increases of \$636,850 in each fiscal year out of General Revenue Funds.

⁴ Incorporates Article IX, Section 17.32, of this Act, relating to a community services grant, resulting in an increase of \$5,000,000 in FY 2024 out of General Revenue Funds.

⁵ Incorporates Article IX, Section 17.34, of this Act, relating to charity care and hospital transparency, resulting in an increase of \$5,000,000 in FY 2024 out of General Revenue Funds.

⁶ Incorporates Article IX, Section 18.15, of this Act, due to enactment of HB 1575, 88th Legislature, Regular Session, relating to improving health outcomes for pregnant women under Medicaid and certain other public benefits programs, resulting in increases of \$3,055,550 in FY 2024 and \$803,804 in FY 2025 out of General Revenue Funds and \$976,478 in FY 2024 and \$118,726 in FY 2025 out of Federal Funds. In addition, incorporates increases of 6.0 FTEs in FY 2024 and 6.0 FTEs in FY 2025. The Capital Budget is adjusted accordingly.

⁷ Incorporates Article IX, Section 18.20, of this Act, due to enactment of HB 1890, 88th Legislature, Regular Session, relating to the operation of a hospital at home program by certain hospitals; authorizing a fee, resulting in increases of \$619,600 in FY 2024 out of General Revenue Funds and \$586,765 in FY 2025 out of Other Funds. In addition, incorporates increases of 6.0 FTEs in FY 2024 and 6.0 FTEs in FY 2025.

⁸ Incorporates Article IX, Section 18.35, of this Act, due to enactment of HB 4990, 88th Legislature, Regular Session, relating to the Texas Pharmaceutical Initiative; authorizing fees, resulting in an increase of \$150,000,000 in FY 2024 out of General Revenue Funds. In addition, incorporates increases of 25.6 FTEs in FY 2024 and 25.6 FTEs in FY 2025.

⁹ Incorporates Rider 175 and Article IX, Section 18.39, of this Act, due to enactment of SB 24, 88th Legislature, Regular Session, relating to the powers and duties of the Health and Human Services Commission and the transfer to the commission of certain powers and duties from the Department of Family and Protective Services, resulting in increases of \$8,368,497 in FY 2024 and \$106,826,315 in FY 2025 out of General Revenue Funds, \$4,285,000 in FY 2025 out of General Revenue-Dedicated Funds, and \$1,737,102 in FY 2024 and \$51,089,823 in FY 2025 out of Federal Funds, affecting several strategies and including Supplemental Appropriations Made in Rider. In addition, incorporates increases of 43.8 FTEs in FY 2024 and 120.5 FTEs in FY 2025. Performance measures and the Capital Budget are adjusted accordingly.

¹⁰ Incorporates Rider 48 and Article IX, Section 18.40, of this Act, due to enactment of SB 26, 88th Legislature, Regular Session, relating to local mental health authority and local behavioral health authority audits and mental and behavioral health reporting, services, and programs, resulting in reallocation of funds previously included in Supplemental Appropriations Made in Riders of \$7,500,000 in each fiscal year in General Revenue Funds and increases of \$4,017,282 in FY 2024 and \$9,461,529 in FY 2025 out of General Revenue Funds and \$479,315 in FY 2024 and \$678,275 in FY 2025 out of Federal Funds, affecting several strategies. In addition, incorporates increases of 11.0 FTEs in FY 2024 and 11.0 FTEs in FY 2025. The Capital Budget is adjusted accordingly.

HEALTH AND HUMAN SERVICES COMMISSION
(Continued)

¹¹ Incorporates Article IX, Section 18.46, of this Act, due to enactment of SB 593, 88th Legislature, Regular Session, relating to an independent assessment of the Health and Human Services Commission's and the Department of Family and Protective Services' rules, minimum standards, and contract requirements that apply to certain residential child-care provider, resulting in an increase of \$1,025,050 in FY 2024 out of General Revenue Funds.

¹² Incorporates Article IX, Section 18.63, of this Act, due to enactment of SB 1677, 88th Legislature, Regular Session, relating to the establishment and administration of Health and Human Services Commission programs providing mental health services to certain individuals in this state, resulting in increases of \$1,500,000 in each fiscal year out of General Revenue Funds.

¹³ Incorporates Article IX, Section 18.47, of this Act, due to enactment of SB 989, 88th Legislature, Regular Session, relating to health benefit plan coverage for certain biomarker testing, resulting in increases of \$2,858,735 in FY 2025 out of General Revenue Funds and \$4,420,055 in FY 2025 out of Federal Funds, affecting several strategies.

¹⁴ Incorporates Article IX, Section 17.29, of this Act, relating to Medicaid reimbursement rate review for pediatrics care center services.

RETIREMENT AND GROUP INSURANCE

	For the Years Ending	
	August 31, 2024	August 31, 2025
Method of Financing:		
General Revenue Fund ¹	\$ 621,636,255	\$ 650,220,425
General Revenue Dedicated Accounts	\$ 15,127,876	\$ 15,704,915
Federal Funds ¹	\$ 284,768,656	\$ 287,457,052
Other Special State Funds	<u>\$ 649,324</u>	<u>\$ 668,469</u>
Total, Method of Financing	<u>\$ 922,182,111</u>	<u>\$ 954,050,861</u>
Items of Appropriation:		
A. Goal: EMPLOYEES RETIREMENT SYSTEM		
A.1.1. Strategy: RETIREMENT CONTRIBUTIONS¹ Retirement Contributions. Estimated.	\$ 269,869,402	\$ 286,790,456
A.1.2. Strategy: GROUP INSURANCE¹ Group Insurance Contributions. Estimated.	<u>652,312,709</u>	<u>667,260,405</u>
Total, Goal A: EMPLOYEES RETIREMENT SYSTEM	<u>\$ 922,182,111</u>	<u>\$ 954,050,861</u>
Grand Total, RETIREMENT AND GROUP INSURANCE	<u>\$ 922,182,111</u>	<u>\$ 954,050,861</u>

¹ Incorporates Article IX, Section 18.39, of this Act, due to enactment of SB 24, 88th Legislature, Regular Session, relating to the powers and duties of the Health and Human Services Commission and the transfer to the commission of certain powers and duties from the Department of Family and Protective Services, resulting in increases of \$726,134 in FY 2024 and \$762,726 in FY 2025 out of General Revenue and increases of \$162,647 in FY 2024 and \$170,843 in FY 2025 out of Federal Funds, affecting retirement and group insurance.

SOCIAL SECURITY AND BENEFIT REPLACEMENT PAY

	For the Years Ending	
	August 31, 2024	August 31, 2025
Method of Financing:		
General Revenue Fund ¹	\$ 128,620,519	\$ 138,528,228
General Revenue Dedicated Accounts	\$ 2,657,702	\$ 2,827,693
Federal Funds ¹	\$ 104,842,844	\$ 108,296,933

SOCIAL SECURITY AND BENEFIT REPLACEMENT PAY
(Continued)

Other Special State Funds	\$ 163,829	\$ 166,668
Total, Method of Financing	<u>\$ 236,284,894</u>	<u>\$ 249,819,522</u>
Items of Appropriation:		
A. Goal: SOCIAL SECURITY/BENEFIT REPLACEMENT Comptroller - Social Security.		
A.1.1. Strategy: STATE MATCH – EMPLOYER ¹ State Match -- Employer. Estimated.	\$ 235,360,661	\$ 249,081,061
A.1.2. Strategy: BENEFIT REPLACEMENT PAY Benefit Replacement Pay. Estimated.	<u>924,233</u>	<u>738,461</u>
Total, Goal A: SOCIAL SECURITY/BENEFIT REPLACEMENT	<u>\$ 236,284,894</u>	<u>\$ 249,819,522</u>
Grand Total, SOCIAL SECURITY AND BENEFIT REPLACEMENT PAY	<u>\$ 236,284,894</u>	<u>\$ 249,819,522</u>

¹ Incorporates Article IX, Section 18.39, of this Act, due to enactment of SB 24, 88th Legislature, Regular Session, relating to the powers and duties of the Health and Human Services Commission and the transfer to the commission of certain powers and duties from the Department of Family and Protective Services, resulting in increases of \$244,926 in FY 2024 and \$257,269 in FY 2025 out of General Revenue and increases of \$54,861 in FY 2024 and \$57,626 in FY 2025 out of Federal Funds, affecting social security.

BOND DEBT SERVICE PAYMENTS

	For the Years Ending	
	August 31, 2024	August 31, 2025
Method of Financing:		
General Revenue Fund	\$ 17,002,756	\$ 12,990,032
Federal Funds	\$ 2,361,154	\$ 2,361,154
<u>Other Funds</u>		
MH Collections for Patient Support and Maintenance Account No. 8031	\$ 470,963	\$ 470,963
MH Appropriated Receipts Account No. 8033	15,828	15,828
ID Collections for Patient Support and Maintenance Account No. 8095	120,063	120,063
ID Appropriated Receipts Account No. 8096	<u>16,949</u>	<u>16,949</u>
Subtotal, Other Funds	<u>\$ 623,803</u>	<u>\$ 623,803</u>
Total, Method of Financing	<u>\$ 19,987,713</u>	<u>\$ 15,974,989</u>
Items of Appropriation:		
A. Goal: FINANCE CAPITAL PROJECTS		
A.1.1. Strategy: BOND DEBT SERVICE To Texas Public Finance Authority for Pmt of Bond Debt Svc.	\$ 19,987,713	\$ 15,974,989 & UB
Grand Total, BOND DEBT SERVICE PAYMENTS	<u>\$ 19,987,713</u>	<u>\$ 15,974,989</u>

LEASE PAYMENTS

	For the Years Ending	
	August 31, 2024	August 31, 2025
Method of Financing:		
General Revenue Fund	\$ 25,856,906	\$ 29,089,535
Total, Method of Financing	<u>\$ 25,856,906</u>	<u>\$ 29,089,535</u>

LEASE PAYMENTS
(Continued)

Items of Appropriation:

A. Goal: FINANCE CAPITAL PROJECTS

A.1.1. Strategy: LEASE PAYMENTS	\$ 25,856,906	\$ 29,089,535
To TFC for Payment to TPFA.		& UB
Grand Total, LEASE PAYMENTS	\$ 25,856,906	\$ 29,089,535

**SPECIAL PROVISIONS RELATING TO
ALL HEALTH AND HUMAN SERVICES AGENCIES¹**

Sec. 2. Salary Differentials.

(a) **Authority provided.** Agencies listed in Article II of this Act are authorized to pay the following salary differentials to personnel identified in Subsection (b):

- (1) an evening or night shift salary differential, not to exceed 15 percent of the monthly pay rate, to personnel who work the 3:00 p.m. to 11:00 p.m. or the 11:00 p.m. to 7:00 a.m. shift or the equivalent; and
- (2) a weekend shift salary differential, not to exceed 5 percent of the monthly pay rate, to persons who work weekend shifts.

The evening or night shift salary differential may be paid in addition to the weekend shift salary differential for persons working evening or night shifts on the weekend.

(b) **Eligible personnel.** The authority provided in Subsection (a) applies to the following personnel:

- (1) clinical, testing, and support personnel at the Health and Human Services Commission (HHSC) and the Department of State Health Services (DSHS);
- (2) data processing or printing operations personnel at HHSC, DSHS, and the Department of Family and Protective Services (DFPS); and
- (3) Statewide Intake personnel at DFPS.

Sec. 3. Services to Employees. The Department of State Health Services, Department of Family and Protective Services and Health and Human Services Commission may expend funds for the provision of first aid or other minor medical attention for employees injured in the course and scope of their employment and for the repair and/or replacement of employees' items of personal property which are damaged or destroyed in the course and scope of their employment so long as such items are medically prescribed equipment. Expenditures for such equipment may not exceed \$500 per employee per incident.

Sec. 4. Federal Match Assumptions and Limitations on Use of Available General Revenue Funds.

(a) **Federal Match Assumptions.** The following percentages reflect federal match assumptions used in Article II of this Act.

Federal Medical Assistance Percentage (FMAP)

	<u>2024</u>	<u>2025</u>
Federal Fiscal Year	60.53%	60.50%
State Fiscal Year	60.71%	60.47%

Enhanced Federal Medical Assistance Percentage (EFMAP)

	<u>2024</u>	<u>2025</u>
Federal Fiscal Year	72.37%	72.35%
State Fiscal Year	72.50%	72.33%

(b) **Enhanced Match Assumptions and Reporting.** Health and human services agencies listed in Article II of this Act shall submit to the Legislative Budget Board and the Governor the monthly number of clients receiving services eligible for any enhanced federal match as well as the

**SPECIAL PROVISIONS RELATING TO
ALL HEALTH AND HUMAN SERVICES AGENCIES**
(Continued)

amount of eligible expenditures subject to an enhanced match, by strategy. The data shall be submitted on a monthly basis in a format specified by the Legislative Budget Board. For purposes of this section, enhanced federal matches are defined as an increase to the usual matching rate (regardless of what the usual match is) that are, or become, available under Medicaid or another federally-matched program. Enhanced federal matches include, but are not limited to, those made available through the Money Follows the Person demonstration and the Community First Choice Program. Whether or not a match meets the definition of enhanced federal match for purposes of this section will be at the discretion of the Legislative Budget Board.

Any other Article II agency is still subject to the requirements of Subsections (b) and (c) of this provision if any agency expenditures receive an enhanced federal match.

- (c) **Limitations on Use of Available General Revenue Funds.** Notwithstanding the limitations of Article IX, Section 13.02(a), in the event the actual FMAP and EFMAP should be greater than shown in subsection (a), or the amount of increased Federal Funds and reduced General Revenue Funds due to enhanced matches should be greater than shown in Subsection (b), or if any other matching rate becomes more favorable than the rate assumed in the General Appropriations Act, the health and human services agencies in Article II of this Act are authorized to expend the General Revenue Funds thereby made available only with the prior written approval of the Legislative Budget Board and Governor.

To request approval to expend available General Revenue Funds, an agency shall submit a written request to the Legislative Budget Board and the Governor. At the same time, the agency shall provide a copy of the request to the Comptroller of Public Accounts. The request shall include the following information, by fiscal year:

- (1) a detailed explanation of the proposed use(s) of the available General Revenue Funds and whether the expenditure(s) will be one-time or ongoing;
- (2) the amount available by strategy;
- (3) the strategy(ies) in which the funds will be expended and the associated amounts, including any matching Federal Funds;
- (4) an estimate of performance levels and, where relevant, a comparison to targets included in this Act; and
- (5) the capital budget and/or full-time equivalent impact.

Additional information requested by the Legislative Budget Board or the Governor should be provided in a timely manner. The request and information provided subsequently shall be prepared in a format specified by the Legislative Budget Board.

The request shall be considered to be approved unless the Legislative Budget Board or the Governor issue a written disapproval within 30 business days of the date on which the staff of the Legislative Budget Board concludes its review of the proposal to expend the funds and forwards its review to the Chair of the House Appropriations Committee, Chair of the Senate Finance Committee, Speaker of the House, and Lieutenant Governor. Any requests for additional information made by the Legislative Budget Board shall interrupt the counting of the 30 business days.

The Comptroller of Public Accounts shall not allow the expenditure of General Revenue Funds made available if the Legislative Budget Board provides notification to the Comptroller of Public Accounts that the requirements of this provision have not been satisfied.

Sec. 5. Attorney General Representation. The Attorney General and the respective head of the Health and Human Services Commission or a health and human services agency listed in Article II of this Act are authorized to use the funds appropriated above to jointly select one or more Assistant Attorneys General to be assigned to the respective agency.

Sec. 6. Limitations on Transfer Authority. Notwithstanding the limitations of Article IX, Section 14.01, Appropriation Transfers, of this Act, the Executive Commissioner of the Health and Human Services Commission is authorized to make transfers of funding and full-time equivalents (FTEs) between all health and human services agencies listed in Article II of this Act, subject to the following

**SPECIAL PROVISIONS RELATING TO
ALL HEALTH AND HUMAN SERVICES AGENCIES**
(Continued)

requirements. Transfers that exceed \$1,000,000 in General Revenue or FTE adjustments of more than 10.0 FTEs are subject to the prior written approval of the Legislative Budget Board and the Governor.

Transfers below these thresholds require written notification to the Legislative Budget Board and Governor within 30 days of the transfer. The total of all transfers from a strategy may not exceed \$1,000,000 without the prior written approval of the Legislative Budget Board and the Governor.

To request a transfer, the Executive Commissioner of HHSC shall submit a written request to the Legislative Budget Board and the Governor. At the same time, the agency shall provide a copy of the request to the Comptroller of Public Accounts. The request shall include the following information:

- (a) a detailed explanation of the purpose(s) of the transfer, including the following:
 - (1) a description of each initiative with funding and FTE information by fiscal year; and
 - (2) an indication of whether the expenditure will be one-time or ongoing;
- (b) the names of the originating and receiving agencies and/or strategies and the method of financing and FTEs for each strategy by fiscal year;
- (c) an estimate of performance levels and, where relevant, a comparison to targets included in this Act for both the originating and the receiving agencies and/or strategies; and
- (d) the capital budget impact.

Additional information requested by the Legislative Budget Board or the Governor should be provided in a timely manner. The request and information provided subsequently shall be prepared in a format specified by the Legislative Budget Board.

In the case of disaster or other emergency, this provision is superseded by the emergency-related transfer authority in Article IX of this Act.

Sec. 7. Medicaid Informational Rider.^{2,3} This rider is informational only and does not make any appropriations. The Health and Human Services Commission (HHSC) is the single state agency for Title XIX, the Medical Assistance Program (Medicaid) in Texas. In addition to Medicaid program client services at HHSC, other health and human services agencies and HHSC receive appropriations for programs where Medicaid is a source of funding, categorized below as Programs Providing Client Services with Medicaid Funding. Additionally, Medicaid funds are used to support administrative functions of the agencies, categorized below as Medicaid Funding for Administration. Appropriations made elsewhere in Article II, Health and Human Services, of this Act related to the Medicaid program include the following amounts by agency and category:

<u>Agency Name</u>	<u>2024</u>	<u>2025</u>
Department of Family and Protective Services		
Medicaid Funding for Administration	\$ 6,289,168	\$ 7,401,628
Programs Providing Client Services with Medicaid Funding	\$ 25,818,098	\$ 28,016,378
Department of State Health Services		
Medicaid Funding for Administration	\$ 10,610,776	\$ 10,610,776
Health and Human Services Commission		
Medicaid Program Client Services	\$ 38,191,108,271	\$ 37,248,348,340
Medicaid Funding for Administration	\$ 1,795,314,667	\$ 1,784,260,832

**SPECIAL PROVISIONS RELATING TO
ALL HEALTH AND HUMAN SERVICES AGENCIES**
(Continued)

Programs Providing Client Services with Medicaid Funding	\$ 867,670,923	\$ 876,100,411
Total, All Agencies	<u>\$ 40,896,811,903</u>	<u>\$ 39,954,738,365</u>
<u>Method of Financing:</u>		
General Revenue Funds	\$ 15,569,792,771	\$ 15,339,725,208
General Revenue-Dedicated Funds	\$ 61,753,768	\$ 61,753,768
Federal Funds	\$ 24,987,484,208	\$ 24,273,119,364
Other Funds	\$ 277,781,156	\$ 280,140,025
All Funds	<u>\$ 40,896,811,903</u>	<u>\$ 39,954,738,365</u>

Sec. 8. Caseload and Expenditure Reporting Requirements.

(a) **Quarterly Forecasts.** The Health and Human Services Commission, in cooperation with operating agencies, shall submit to the Legislative Budget Board and the Governor, at the end of each fiscal quarter, projected caseloads and related expenditure amounts, for the following programs:

- (1) Medicaid;
- (2) Children's Health Insurance Program (CHIP) and related programs;
- (3) Temporary Assistance for Needy Families cash assistance;
- (4) Women's Health Programs;
- (5) State Facilities;
- (6) Community Mental Health Services, including Behavioral Health Waivers;
- (7) Early Childhood Intervention services; and
- (8) Other programs upon request of the Legislative Budget Board or the Governor.

The reports shall be prepared in a format specified by the Legislative Budget Board.

(b) **Monthly Data.** The Health and Human Services Commission, or its designated operating agency, shall submit to the Legislative Budget Board and the Governor, at the end of each month, caseload and related expenditure amounts for the programs identified in subsection (a). The data shall be submitted in a format specified by the Legislative Budget Board.

(c) At the request of the Legislative Budget Board or the Governor, supporting documentation detailing the sources and methodologies utilized to develop any caseload or cost projections contained in the report and any other supporting material must be provided.

In the event that the forecasting function is transferred to another agency, the requirement for the Health and Human Services Commission to provide quarterly forecasts under Subsection (a) shall apply to the other agency.

Sec. 9. System Support Services.

(a) **Appropriations for System Support Services.** Included in amounts appropriated in Article II of this Act are the following amounts for Article II system support services assessments:

- (1) \$125,130,914 in All Funds in fiscal year 2024 and \$123,359,322 in All Funds in fiscal year 2025 at the Department of Family and Protective Services (DFPS);
- (2) \$53,658,477 in All Funds in fiscal year 2024 and \$51,692,718 in All Funds in fiscal year 2025 at the Department of State Health Services (DSHS); and
- (3) \$424,196,167 in All Funds in fiscal year 2024 and \$423,561,622 in All Funds in fiscal year 2025 at the Health and Human Services Commission (HHSC).
Amounts in this subsection do not include benefits, which are appropriated elsewhere in this Act.

**SPECIAL PROVISIONS RELATING TO
ALL HEALTH AND HUMAN SERVICES AGENCIES**

(Continued)

- (b) None of the funds appropriated to an agency listed in Article II of this Act shall be expended for system support services unless the following requirements are met:
- (1) **Reporting Requirements.** HHSC shall submit the following information at the agency and system level to the Legislative Budget Board and the Governor:
 - (A) **Annual Assessments.** By September 1 of each year:
 - (i) amounts assessed for system support services, by service category and fund type, for the new fiscal year; and
 - (ii) signed copies of any agreements between the agencies regarding system support services for the new fiscal year.
 - (B) **Annual Expenditures.** By October 1 of each year:
 - (i) actual expenditures for system support services, by service category and fund type, for the three prior fiscal years; and
 - (ii) the amount each agency's actual expenditures for system support services have changed since submission of the prior year's report.

DFPS and DSHS shall provide all necessary information to HHSC to complete the reports required by this subsection.

- (2) **Notification of Anticipated Increases.** HHSC shall notify the Legislative Budget Board and the Governor if total expenditures for system support services are expected to exceed the amounts reported in Subsection (a) by more than \$1,000,000 in combined General Revenue and General Revenue-Dedicated during the fiscal year or if HHSC implements any new projects or services not presented to the Legislature that will result in an increase in the amounts assessed to DFPS or DSHS. The notification shall include:
 - (A) the reason(s) for the increase;
 - (B) the estimated allocation of the increased cost between agencies by method-of-financing; and
 - (C) how each agency will fulfill their estimated contribution.
- (c) **Transfer of Appropriations for System Support Services.** Notwithstanding the limitations of Special Provisions Relating to All Health and Human Services Agencies, Section 6, Limitations on Transfer Authority, and Article IX, Section 14.01, Appropriation Transfers, HHSC may transfer funds appropriated to the agency for system support services to DFPS and DSHS. Transferred appropriations shall only be expended by the receiving agency for system support services. This authority only applies if the appropriations to be transferred are appropriated in HHSC Goal L, System Oversight and Program Support, and the transfer will not create or increase a supplemental need. This authority is contingent upon HHSC submitting prior written notification to the Legislative Budget Board and Governor. The notification shall include:
 - (1) the reason for the transfer;
 - (2) amounts to be transferred by agency, strategy, method-of-financing, and fiscal year; and
 - (3) the capital budget impact.
- (d) **Limitations on Expenditures.** Amounts identified in Subsection (a) and any amounts transferred pursuant to Subsection (c) of this rider shall not be expended for a purpose other than system support services without prior written approval from the Legislative Budget Board and the Governor. To request approval, the agency shall submit a written request to the Legislative Budget Board and the Governor that includes the following information:
 - (1) a detailed explanation of the proposed use(s) of the appropriations and whether the expenditure(s) will be one-time or ongoing;
 - (2) the amount by strategy and method-of-financing;

**SPECIAL PROVISIONS RELATING TO
ALL HEALTH AND HUMAN SERVICES AGENCIES**

(Continued)

- (3) an estimate of performance levels and, where relevant, a comparison to targets included in this Act; and
- (4) the capital budget impact.

The request shall be considered disapproved unless the Legislative Budget Board and the Governor issue written approval within 30 business days of the date on which the staff of the Legislative Budget Board concludes its review of the request to expend funds and forwards its review to the Chair of the House Appropriations Committee, Chair of the Senate Finance Committee, Speaker of the House, and Lieutenant Governor. Any requests for additional information made by the Legislative Budget Board shall interrupt the counting of the 30 business days.

- (e) **Requests and Notifications.** Any requests or notifications submitted by an agency listed in Article II of this Act, pursuant to any rider or other provision of this Act, shall include the anticipated impact the request or notification will have on system support service assessments by agency and method-of-financing.

The Comptroller of Public Accounts shall not allow the expenditure of funds for system support services, including assessments if the Legislative Budget Board provides notification to the Comptroller of Public Accounts that the requirements of this provision have not been satisfied.

Sec. 10. Professional Trainees and Interns. Notwithstanding Article IX, Part 2, Section 2.01, Position Classification Plan, the Department of State Health Services and the Health and Human Services Commission may compensate professional trainees or interns in recognized educational programs related to the provision of mental health or intellectual disability services, radiation control, or any critical health care profession as determined by the Health and Human Services Executive Commissioner at any salary rate not to exceed the following amounts:

Psychiatrist Interns	\$3,548 per month
Physician Interns	\$3,042 per month
Psychologist Trainees	\$2,859 per month
Registered Nurse Trainees	\$2,387 per month
Chaplain Interns	\$2,247 per month
Physical, Occupational, or Registered Therapist Trainees	\$2,117 per month
Social Worker Trainees	\$1,998 per month
Medical Technologist Trainees	\$1,998 per month
Licensed Vocational Nurse Trainees	\$1,785 per month
Health Physicist Interns	\$2,247 per month
Health Physicist Trainees	\$1,686 per month

Sec. 11. Appropriation of Receipts: Damages and Penalties. Included in amounts appropriated by this Act are the following:

- (a) \$585,363 in Other Funds (Appropriated Receipts) in each fiscal year in Health and Human Services Commission (HHSC) Strategy H.1.1, Health Care Facilities & Community-based Regulation, collected pursuant to Human Resources Code Section 32.021. Any amount collected above this amount is to be applied to the protection of health and property of residents in nursing facilities in accordance with 42 U.S. Code Section 1396r(h)(2)(a)(ii) and Human Resources Code Section 32.021(g) subject to the approval of the Centers for Medicare and Medicaid Services; and
- (b) \$390,000 in General Revenue in each fiscal year in Department of State Health Services (DSHS) Strategy C.1.1, Food (Meat) and Drug Safety, contingent upon the collection of civil penalties under Health and Safety Code Section 431.0585. Any amounts collected above this amount are appropriated to DSHS in amounts equal to the costs of the investigation and collection proceedings conducted under Health and Safety Code Section 431.0585, and any amounts collected as reimbursement for claims paid by the agency. In the event that actual and/or projected revenue collections are insufficient to offset the appropriations identified in this subsection, the Comptroller of Public Accounts is directed to reduce the appropriation authority provided above to be within the amount of revenue expected to be available.

**SPECIAL PROVISIONS RELATING TO
ALL HEALTH AND HUMAN SERVICES AGENCIES**
(Continued)

Sec. 12. Rate Limitations and Reporting Requirements. Notwithstanding other provisions of this Act, the use of appropriated funds for a rate paid by the Health and Human Services Commission (HHSC) or the Department of State Health Services (DSHS) shall be governed by the specific limitations included in this provision.

For purposes of this provision, "rate" is defined to include all provider reimbursements (regardless of methodology), including for medications, that account for significant expenditures. "Fiscal impact" is defined as an increase in expenditures due to either a rate change or establishment of a new rate, including the impact on all affected programs. Additionally, estimates of fiscal impacts should be based on the most current caseload forecast submitted by HHSC pursuant to other provisions in this Act and should specify method-of-financing. Fiscal estimates that impact multiple risk groups may be reported at an aggregate level and acute care services may be reported by rate category.

(a) **Notification of Change to Managed Care Rates.**

- (1) Within seven calendar days of the establishment of preliminary premium rates for managed care organizations (MCOs) contracting with HHSC, the Executive Commissioner of HHSC shall submit the following information in writing to the Legislative Budget Board, the Governor, and the State Auditor:
 - (i) a schedule showing the previous fiscal year's rate and the proposed rate, which should include information on the rate basis for the MCO reimbursements to providers;
 - (ii) a schedule and description of the rate-setting process for all rates listed for subsection (1), which should include:
 - (a) a thorough explanation of all formulas and rounding methodologies used in the rate setting process;
 - (b) identification of any claims excluded from the data in calculating rates;
 - (c) reasoning and basis for all trends used in the rate-setting process, including an analysis of any regional or plan-specific trends that cause the overall statewide trend to increase by more than one percent and a justification for assuming those trends will continue;
 - (d) all analyses conducted by the Data Analysis Unit (established pursuant to Government Code Section 531.0082) that are pertinent to the rate-setting process; and
 - (e) all documentation submitted to the Centers for Medicare and Medicaid Services (CMS) pursuant to 42 C.F.R. Section 438.7.
 - (iii) an estimate of the fiscal impact, by agency, method-of-financing, and fiscal year, for each rate change listed for Subsection (1).
- (2) The Executive Commissioner of HHSC shall submit all available information identified in Subsection (1) if the preliminary rates are changed and shall also submit the reason for these changes. The Executive Commissioner of HHSC shall submit the final proposed rates along with the information listed in Subsection (1) no later than 45 calendar days prior to implementation.
- (3) Within seven days of the submission requirements listed above in Subsections (i) through (iii) for final proposed rates, the Executive Commissioner of HHSC shall submit a schedule identifying an estimate of the amount by which expenditures at such rate levels would exceed appropriated funding, by method-of-financing.

- (b) **Orphan Drug Notification.** HHSC shall provide notification of a new or increased rate for an orphan drug within 60 calendar days following the addition of the drug as a payable benefit if managed care capitation rates are to be adjusted or the annual fiscal impact to fee-for-service expenditures is expected to exceed \$500,000 in General Revenue Funds. HHSC may allocate expenses between fee-for-service and managed care using a methodology that reflects the anticipated distribution of the client population eligible for the drug. An orphan drug must meet

SPECIAL PROVISIONS RELATING TO ALL HEALTH AND HUMAN SERVICES AGENCIES

(Continued)

criteria specified in the federal Orphan Drug Act and regulations at 21 C.F.R. Section 316, and be required to be covered by the Medicaid program under federal law. With the notification, HHSC shall provide the fiscal impact by fiscal year and method-of-financing, the amount of drug rebates projected, and an estimate of the population to be served.

- (c) **Semi-Annual Notification.** With the exception of statutorily required pricing updates on oral medications, HHSC shall provide notice on October 1 and April 1 of changed rates for:
- (1) new procedure codes required to conform to Federal Healthcare Common Procedure Coding System (HCPCS) updates;
 - (2) revised rates occurring as a result of a regularly scheduled rate review;
 - (3) any rate change or new rate for which managed care capitation rates will not be adjusted and estimated to have an annual fiscal impact of less than \$500,000 in General Revenue Funds; and
 - (4) any orphan drug not subject to the requirements of subsection (b).
- (d) **Limitation on Rates that Exceed Appropriated Funding.** With the exception of those rates specified in Subsections (b) or (c), HHSC and DSHS may not pay a rate that would result in expenditures that exceed, in any fiscal year, the amounts appropriated by this Act to a strategy for the services to which the rate applies without the prior written approval of the Legislative Budget Board and the Governor.

To request authorization for such a rate, the Executive Commissioner of HHSC shall submit a written request to the Legislative Budget Board and the Governor. At the same time, the agency shall provide a copy of the request to the Comptroller of Public Accounts. The request shall include the following information:

- (1) a list of each new rate and/or the existing rate and the proposed changed rate; and
- (2) an estimate of the fiscal impacts of the new rate and/or rate change by agency, method-of-financing, and fiscal year.

The request shall be considered to be approved unless the Legislative Budget Board or the Governor issues a written disapproval within 15 business days of the date on which the staff of the Legislative Budget Board concludes its review of the request for authorization for the rate and forwards its review to the Chair of the House Appropriations Committee, Chair of the Senate Finance Committee, Speaker of the House, and Lieutenant Governor. Any requests for additional information made by the Legislative Budget Board shall interrupt the counting of the 15 business days.

- (e) Additional information requested by the Legislative Budget Board or the Governor should be provided in a timely manner. Notifications, requests, and information provided subsequently shall be prepared in a format specified by the Legislative Budget Board.
- (f) The Office of the State Auditor may review the fiscal impact information provided under Sections (a) through (d) along with supporting documentation, supporting records, and justification for the rate increase provided by HHSC and report back to the Legislative Budget Board and the Governor before the rate is implemented.
- (g) The Comptroller of Public Accounts shall not allow the expenditure of funds for a new or increased rate if the Legislative Budget Board provides notification to the Comptroller of Public Accounts that the requirements of this provision have not been satisfied.

Sec. 13. Locality Pay. Out of funds appropriated above, the health and human services agencies listed in Article II of this Act are authorized to pay a salary supplement, not to exceed \$1,200 per month, to agency-determined employees whose duty station is located in an area of the state in which the high cost of living is causing excessive employee turnover, as determined by the agency. This salary supplement shall be in addition to the maximum salary rate authorized for that position elsewhere in this Act. In the event that an employee so assigned works on a less than full-time basis, the maximum salary supplement shall be set on a basis proportionate to the number of hours paid.

**SPECIAL PROVISIONS RELATING TO
ALL HEALTH AND HUMAN SERVICES AGENCIES**
(Continued)

Sec. 14. Limitation: Expenditure and Transfer of Public Health Medicaid Reimbursements.

(a) **Appropriations.** Included in the amounts appropriated to the Department of State Health Services (DSHS) and the Health and Human Services Commission (HHSC) are the following amounts of Public Health Medicaid Reimbursements (Account No. 709):

- (1) Department of State Health Services:
 - (A) Strategy A.4.1, Laboratory Services: \$44,086,029 in fiscal year 2024 and \$44,086,029 in fiscal year 2025;
 - (B) Strategy B.2.2, Texas Primary Care Office: \$225,576 in each fiscal year; and
 - (C) Strategy E.1.1, Central Administration: \$366,935 in each fiscal year.
- (2) Health and Human Services Commission:
 - (A) Strategy A.4.1, Non-Full Benefit Payments: \$69,245,724 in fiscal year 2024 and \$69,245,724 in fiscal year 2025.

Revenue from Account No. 709 shall be distributed first to the item(s) in Subsection (a)(1) until the full amount of those appropriations is satisfied. Revenue from Account No. 709 shall be distributed to the appropriate agency within ten business days of receipt.

Appropriations from Account No. 709 shall be expended prior to utilization of General Revenue or General Revenue-Dedicated Funds in strategies identified in this subsection. In the event General Revenue or General Revenue-Dedicated Funds have been expended prior to the receipt of appropriations from Account No. 709, DSHS or HHSC shall reimburse General Revenue or General Revenue-Dedicated on a monthly basis.

(b) **Limitation on Use of Public Health Medicaid Reimbursements (Account 709).**

- (1) In the event that Public Health Medicaid Reimbursement revenues exceed the amounts noted above in a fiscal year, the funds are transferred to the Newborn Screening Preservation Account, established in Health and Safety Code, Section 33.052. If this occurs, DSHS may notify the Comptroller of Public Accounts, the Legislative Budget Board, and the Governor of the amount that DSHS projects will be received in excess of the amounts appropriated, along with sufficient information to reflect how the estimate was determined. If the Comptroller finds the information sufficient to support the projection of additional revenue, a finding of fact to that effect shall be issued to reflect additional revenue for the year to be deposited to the Newborn Screening Preservation Account 5183.
- (2) In the event that screens on the Recommended Uniform Screening Panel are not currently offered by DSHS, DSHS may provide notification of the intent to expend the funds available in the Newborn Screening Preservation Account 5183 up to \$12,000,000 for the biennium. The notification must be provided to the Legislative Budget Board and the Governor at least 30 days prior to the expenditure.
- (3) In the event that screens on the Recommended Uniform Screening Panel are not currently offered by DSHS, DSHS may request to expend the funds available in the Newborn Screening Preservation Account 5183 exceeding \$12,000,000 for the biennium. The request shall include the following information:
 - (A) a detailed explanation of the purpose(s) of the increase in expenditure and whether the expenditure will be one-time or ongoing;
 - (B) the name of the strategy or strategies affected by the increase/decrease and the FTEs for each strategy by fiscal year;
 - (C) the impact on performance levels, and, where relevant, a comparison to targets included in this Act for the affected strategy or strategies; and
 - (D) the impact of the expenditure on the capital budget.

**SPECIAL PROVISIONS RELATING TO
ALL HEALTH AND HUMAN SERVICES AGENCIES**

(Continued)

The request shall be considered to be approved unless the Legislative Budget Board or the Governor issues a written disapproval within 30 business days after the date the Legislative Budget Board staff concludes its review of the proposal to expend the funds and forwards the review to the Chair of the House Appropriations Committee, Chair of the Senate Finance Committee, Speaker of the House, and Lieutenant Governor. Any requests for additional information made by the Legislative Budget Board shall interrupt the counting of the 30 business days.

- (4) In the event that the notification occurs in b(2) or the request in b(3) is approved, notwithstanding the limitations of Article IX, Section 14.03, Transfers-Capital Budget, DSHS is authorized to transfer from a non-capital budget item to an existing capital budget item or a new capital budget item to implement the new test using funds from the Newborn Screening Preservation Account. DSHS will provide a prior written notification to the Legislative Budget Board and the Governor's office.
 - (5) In the event that the notification occurs in b(2) or the request in b(3) is approved, any unexpended and unobligated balances remaining as of August 31, 2023, are appropriated to DSHS for the fiscal year beginning September 1, 2023, for the same purpose. Any unexpended and unobligated balances remaining as of August 31, 2024, are appropriated to DSHS for the fiscal year beginning September 1, 2024, for the same purpose.
 - (6) In the event that Public Health Medicaid Reimbursement revenues and balances are insufficient to support appropriations amounts identified in subsection (a), a reduction shall be made in HHSC Strategy A.4.1, Non-Full Benefit Payments.
- (c) **Addition of New Newborn Screening.** In the event that additional screens are added to the Recommended Uniform Screening Panel in the biennium, additional revenue from the account shall be used as follows:
- (1) fund DSHS increased cost for the test; and
 - (2) deposited to the credit of the Newborn Screening Preservation Account, established in Health and Safety Code, Section 33.052.

Sec. 15. Use of Trauma Fund Receipts. In an effort to maximize the availability of Federal Funds under Medicaid for the purposes of providing reimbursement for uncompensated trauma care at designated facilities and providing increases in Medicaid inpatient provider rates, the Department of State Health Services (DSHS) and the Health and Human Services Commission (HHSC) shall enter into an interagency contract to allow for the transfer of funds from General Revenue-Dedicated Designated Trauma Facility and EMS Account No. 5111, from DSHS to HHSC for this purpose.

Appropriations include \$96,012,978 in fiscal year 2024 and \$98,085,200 in fiscal year 2025 out of the General Revenue-Dedicated Designated Trauma Facility and EMS Account No. 5111 to the Department of State Health Services, Strategy B.2.1, EMS and Trauma Care Systems. Of that amount, \$82,189,313 in fiscal year 2024 and \$84,261,535 in fiscal year 2025 is to be transferred through the interagency contract to HHSC to provide add-on payments for trauma care and safety-net hospitals in Medicaid.

If funds are not available in the amount appropriated from General Revenue-Dedicated Designated Trauma Facility and EMS Account No. 5111 in this Act, the amounts identified for transfer through interagency contract to HHSC shall be reduced by the amount that funds are less than appropriations and an equal amount of General Revenue Funds is appropriated to HHSC.

Sec. 16. Prohibition on Use of Appropriations for the Private Operation of a State Hospital. No funds appropriated by this Act shall be used to solicit bids for the private operation of a state hospital or for the private operation of a state hospital, without approval from the Legislative Budget Board.

Sec. 17. Charges to Employees and Guests.

- (a) Fee Collections for "non-compensatory services" provided to employees, temporary personnel services staff, and guests at the state supported living centers, state mental health hospitals, Rio Grande State Center, or the Texas Center for Infectious Disease ("facilities", or one of these facilities may be referred to as "Facility") shall be made by a deduction from the recipient's salary or by cash payment in advance. Such deductions and other receipts for these services from

**SPECIAL PROVISIONS RELATING TO
ALL HEALTH AND HUMAN SERVICES AGENCIES**

(Continued)

employees, temporary personnel services staff, and guests arising out of these "non-compensatory services" are appropriated to the facilities. Refunds of excess collections shall be made from the appropriation to which the collection was deposited. ("Non-compensatory services" are services provided to the recipients that are not in exchange for services provided, or required to be provided, by the recipient to a Health and Human Services agency).

- (b) As compensation for services rendered by the persons mentioned in (1) and (2) below, Facilities may provide the following items without charge:
 - (1) meals for food service personnel and volunteer workers; and
 - (2) temporary lodging in state-owned housing under Facility control, meals, and laundry service for interns, residents, fellows, chaplains in training, and student nurses.
- (c) A state hospital or state supported living center may allow for the temporary use of state-owned housing under that Facility's control without payment by family members and guests of patients of state health hospitals or residents of state supported living centers.
- (d) A state hospital or state supported living center may allow for the temporary use of state-owned housing under that Facility's control at the prevailing market rate (as determined by the Health and Human Services Commission) for temporary personnel services staff providing direct care to Facility residents and patients provided that the state-owned housing is not otherwise needed for the controlling Facility's use. Fees for this temporary housing are appropriated to be used for maintaining state-owned housing under the Facility's control.

Sec. 18. New or Additional Facilities. No funds appropriated by this Act may be spent for constructing new or additional facilities or for the purchase of sites without specific authorization of the Legislature. All facilities shall be kept where they are located by the Legislature, and all new buildings to be constructed shall be on these sites unless otherwise specifically authorized by the Legislature. For the purpose of this section, specific authorization may be granted either by basic statute or special authorization in this Act.

Sec. 19. Revolving Petty Cash Funds. Each state mental health hospital, each state supported living center, the Rio Grande State Center, and the Texas Center for Infectious Disease may establish a petty cash fund to be maintained in cash or at a local bank. The petty cash fund, not to exceed \$25,000, shall be used only for making emergency payments and small purchases which will increase the efficiency of the operation; for payments to client workers on a regular payday basis; for use as change funds in specific locations where financial activities of the agency require a change fund; and for supplies and equipment purchases for on-campus work centers.

Sec. 20. Transfers of Appropriation - State Owned Hospitals. The Health and Human Services Commission (HHSC) and the Department of State Health Services (DSHS) shall transfer from non-Medicaid state appropriated funds the following amounts from HHSC Strategy G.2.1, Mental Health State Hospitals, and DSHS Strategy A.2.5, TX Center of Infectious Disease, to HHSC Goal B, Medicaid and CHIP Contracts and Administration, for the Disproportionate Share Hospital Reimbursement Program:

	<u>2024</u>	<u>2025</u>
State Mental Health Hospitals	\$157,897,928	\$157,897,928
Texas Center for Infectious Disease	<u>5,292,067</u>	<u>5,292,067</u>
	\$163,189,995	\$163,189,995

The timing and form of such transfers shall be determined by the Comptroller of Public Accounts in consultation with HHSC. The Legislative Budget Board may adjust the amounts of such transfers as necessary to match available federal funds. HHSC and DSHS shall also transfer non-Medicaid state appropriated funds as necessary for other qualifying state-funded community hospitals including mental health community hospitals. HHSC and DSHS shall monitor Medicaid utilization rates at these state-owned hospitals to ensure their qualification for the Disproportionate Share Hospital Reimbursement Program.

Sec. 21. Payment for Compensatory Time. The Health and Human Services Commission (HHSC) and the Department of State Health Services (DSHS), to the extent permitted by law, may pay FLSA non-exempt employees of state hospitals and state supported living centers on a straight-time basis for

**SPECIAL PROVISIONS RELATING TO
ALL HEALTH AND HUMAN SERVICES AGENCIES**
(Continued)

work on a holiday or for regular compensatory time hours when the taking of regular compensatory time off would be disruptive to normal business functions. In addition, HHSC and DSHS, with the explicit approval of the Health and Human Services Executive Commissioner, and the Department of Family and Protective Services (DFPS), with the explicit approval of the DFPS Commissioner, to the extent permitted by law, may pay FLSA non-exempt employees required to provide support during a federally declared disaster on a straight-time basis for work on a holiday or for regular compensatory time hours when the taking of regular compensatory time off would be disruptive to normal business functions.

Sec. 22. Appropriation of Local Funds. All unexpended balances of local funds received from counties, cities, and other local sources as of August 31, 2023, (estimated to be \$0) by an agency named in this Article, are appropriated to that agency for the same purposes for use during the fiscal biennium beginning September 1, 2023.

Sec. 23. Reporting of Child Abuse. All health and human services agencies listed in Article II of this Act may distribute or provide appropriated funds only to recipients who show good faith efforts to comply with all child abuse reporting guidelines and requirements set forth in Chapter 261 of the Texas Family Code.

Sec. 24. Federal Funds Requirements.

- (a) **Reporting Requirements.** All agencies listed in Article II of this Act shall submit the following information to the Legislative Budget Board and the Governor no later than the date the respective report is submitted to the federal government:
- (1) Notification of proposed State Plan amendments or waivers for any federal grant requiring a state plan, which shall also be provided to the permanent standing committees of the House and Senate with jurisdiction over health and human services; and
 - (2) Reports associated with Maintenance of Effort (MOE) for federal grants.
- (b) **Loss of Federal Funds.** All agencies listed in Article II of this Act shall notify the Legislative Budget Board and the Governor on a timely basis about emerging issues that could result in the loss of more than \$1,000,000 in federal funds assumed in this Act.
- (c) **General Revenue Associated with MOE.** The agencies listed in Article II of this Act shall not increase the state's MOE requirement for any federal grant without prior written approval of the Legislative Budget Board and the Governor. To request approval, the agency shall submit a written request to the Legislative Budget Board and the Governor that includes the following information:
- (1) a detailed explanation of the need to increase the state's MOE requirement; and
 - (2) the impact the increase will have on future MOE requirements.
- (d) **Reporting of MOE for Federal Grants.** All agencies listed in Article II of this Act shall submit the following information to the Legislative Budget Board by October 1 and April 1 of each year for each federal grant received by the agency that has a MOE requirement:
- (1) the current amount of the MOE requirement for the grant;
 - (2) the time period of which the current MOE requirement applies;
 - (3) total expenditures made towards meeting the current MOE requirement;
 - (4) the time period for which current expenditures will impact future MOE requirements;
 - (5) projection of future MOE requirements based on current spending; and
 - (6) if the agency projects the current MOE requirement will not be fulfilled, a narrative explanation of why and the impact of not doing so, including any projected loss of federal funding.

**SPECIAL PROVISIONS RELATING TO
ALL HEALTH AND HUMAN SERVICES AGENCIES**

(Continued)

Sec. 25. Unexpended Balance Authority for Certain Funds Supporting Capital Projects.

- (a) Notwithstanding all other limitations on unexpended balance authority in the Department of State Health Services (DSHS) or Department of Family and Protective Services (DFPS) bill patterns, any unexpended and unobligated balances from amounts appropriated as of August 31, 2024, to DSHS or DFPS are appropriated for the same purposes for the fiscal year beginning September 1, 2024, subject to the limitations in subsection (b) of this rider.
- (b) Unexpended balance authority provided by this rider is limited to funds that were appropriated to DFPS or DSHS to support enterprise assessment billing for a Health and Human Services Commission (HHSC) capital budget project and for which HHSC has used other authority provided by this Act to make appropriations for capital budget purposes made by this Act for use during the first year of the biennium available for use in the second year of the biennium for the same purpose.

Sec. 26. Title IV-E Funding. Pursuant to the adoption of federal rules that revise the definition of “foster family home” and allow states to claim title IV-E federal financial participation (FFP) for the cost of foster care maintenance payments (FCMP), the Health and Human Services Commission shall collaborate with the Department of Family and Protective Services to develop and adopt different licensing rules or approval standards for relative or kinship foster family homes with the intent to facilitate more relative or kinship homes in qualifying for full foster care payments. It is the intent of the Legislature that the Title IV-E agency use state funds in an effort to leverage the maximum amount of federal matching funds to allow, to the greatest extent possible, verified foster family homes to claim full FCMP payment on behalf of eligible children.

Sec. 27. Reporting on Court Monitor Fees. Out of funds appropriated above, the Department of Family and Protective Services (DFPS) and the Health and Human Services Commission (HHSC) are authorized to pay reasonable costs related to court monitoring invoices in *M.D. v. Abbott*. DFPS and HHSC are prohibited from expending funds for court monitoring invoices unless the services relate directly to compliance with a remedial order and are sufficiently described therein.

DFPS shall report no later than 60 business days from the end of each quarter the amount billed from the court monitors and all agency costs related to the federal litigation. The report shall be prepared in a format specified by the Legislative Budget Board and shall include, but not limited to:

- (1) Invoices submitted by court monitors and what specific remedial orders and services were provided;
- (2) The number of facilities under heightened monitoring, the number of facilities that have exited heightened monitoring and how they exited; and
- (3) How many providers relinquished their licenses with DFPS.

The report shall be provided to the Legislative Budget Board, the Governor, the House Committee on Appropriations, the Senate Committee on Finance, the House Committee on Human Services, the Senate Committee on Health and Human Services, and any standing joint Legislative Oversight Committees, as appropriate.

¹ Statutory references are not modified to reflect enactment of HB 4611, 88th Legislature, Regular Session, relating to the nonsubstantive revision of the health and human services laws governing the Health and Human Services Commission, Medicaid, and other social services.

² Incorporates certain appropriation adjustments relating to Article IX of HB 1 (Conference Committee Report), 88th Legislature, Regular Session. For specific adjustments, see agency bill patterns.

³ Modified to reflect technical correction to the amounts identified for General Revenue Funds and Federal Funds.

**RECAPITULATION - ARTICLE II
HEALTH AND HUMAN SERVICES
(General Revenue)**

	For the Years Ending	
	August 31, 2024	August 31, 2025
	<u>2024</u>	<u>2025</u>
Department of Family and Protective Services	\$ 1,590,679,867	\$ 1,593,015,905
Department of State Health Services	327,996,016	347,917,525
Health and Human Services Commission	<u>18,798,713,180</u>	<u>18,582,335,375</u>
Subtotal, Health and Human Services	\$ 20,717,389,063	\$ 20,523,268,805
Retirement and Group Insurance	621,636,255	650,220,425
Social Security and Benefit Replacement Pay	<u>128,620,519</u>	<u>138,528,228</u>
Subtotal, Employee Benefits	\$ 750,256,774	\$ 788,748,653
Bond Debt Service Payments	17,002,756	12,990,032
Lease Payments	<u>25,856,906</u>	<u>29,089,535</u>
Subtotal, Debt Service	\$ <u>42,859,662</u>	\$ <u>42,079,567</u>
TOTAL, ARTICLE II - HEALTH AND HUMAN SERVICES	<u>\$ 21,510,505,499</u>	<u>\$ 21,354,097,025</u>

**RECAPITULATION - ARTICLE II
HEALTH AND HUMAN SERVICES
(General Revenue-Dedicated)**

	For the Years Ending	
	August 31, 2024	August 31, 2025
Department of Family and Protective Services	\$ 4,285,000	\$ 0
Department of State Health Services	162,320,745	161,158,095
Health and Human Services Commission	<u>85,477,585</u>	<u>90,039,980</u>
Subtotal, Health and Human Services	\$ 252,083,330	\$ 251,198,075
Retirement and Group Insurance	15,127,876	15,704,915
Social Security and Benefit Replacement Pay	<u>2,657,702</u>	<u>2,827,693</u>
Subtotal, Employee Benefits	\$ <u>17,785,578</u>	\$ <u>18,532,608</u>
TOTAL, ARTICLE II - HEALTH AND HUMAN SERVICES	<u>\$ 269,868,908</u>	<u>\$ 269,730,683</u>

**RECAPITULATION - ARTICLE II
HEALTH AND HUMAN SERVICES
(Federal Funds)**

	For the Years Ending	
	August 31, 2024	August 31, 2025
Department of Family and Protective Services	\$ 891,786,003	\$ 882,987,256
Department of State Health Services	603,082,929	385,377,914
Health and Human Services Commission	<u>27,313,180,141</u>	<u>26,797,890,680</u>
Subtotal, Health and Human Services	\$ 28,808,049,073	\$ 28,066,255,850
Retirement and Group Insurance	284,768,656	287,457,052
Social Security and Benefit Replacement Pay	<u>104,842,844</u>	<u>108,296,933</u>
Subtotal, Employee Benefits	\$ 389,611,500	\$ 395,753,985
Bond Debt Service Payments	<u>2,361,154</u>	<u>2,361,154</u>
Subtotal, Debt Service	<u>\$ 2,361,154</u>	<u>\$ 2,361,154</u>
TOTAL, ARTICLE II - HEALTH AND HUMAN SERVICES	<u>\$ 29,200,021,727</u>	<u>\$ 28,464,370,989</u>

**RECAPITULATION - ARTICLE II
HEALTH AND HUMAN SERVICES
(Other Funds)**

	For the Years Ending	
	August 31, 2024	August 31, 2025
Department of Family and Protective Services	\$ 12,149,824	\$ 12,393,844
Department of State Health Services	133,069,177	125,081,274
Health and Human Services Commission	911,530,216	833,759,980
Subtotal, Health and Human Services	\$ 1,056,749,217	\$ 971,235,098
Retirement and Group Insurance	649,324	668,469
Social Security and Benefit Replacement Pay	163,829	166,668
Subtotal, Employee Benefits	\$ 813,153	\$ 835,137
Bond Debt Service Payments	623,803	623,803
Subtotal, Debt Service	\$ 623,803	\$ 623,803
Less Interagency Contracts	\$ 349,039,195	\$ 345,721,397
TOTAL, ARTICLE II - HEALTH AND HUMAN SERVICES	\$ 709,146,978	\$ 626,972,641

**RECAPITULATION - ARTICLE II
HEALTH AND HUMAN SERVICES
(All Funds)**

	For the Years Ending	
	August 31, 2024	August 31, 2025
	<u>2024</u>	<u>2025</u>
Department of Family and Protective Services	\$ 2,498,900,694	\$ 2,488,397,005
Department of State Health Services	1,226,468,867	1,019,534,808
Health and Human Services Commission	<u>47,108,901,122</u>	<u>46,304,026,015</u>
Subtotal, Health and Human Services	\$ 50,834,270,683	\$ 49,811,957,828
Retirement and Group Insurance	922,182,111	954,050,861
Social Security and Benefit Replacement Pay	<u>236,284,894</u>	<u>249,819,522</u>
Subtotal, Employee Benefits	\$ 1,158,467,005	\$ 1,203,870,383
Bond Debt Service Payments	19,987,713	15,974,989
Lease Payments	<u>25,856,906</u>	<u>29,089,535</u>
Subtotal, Debt Service	\$ 45,844,619	\$ 45,064,524
Less Interagency Contracts	<u>\$ 349,039,195</u>	<u>\$ 345,721,397</u>
TOTAL, ARTICLE II - HEALTH AND HUMAN SERVICES	<u>\$ 51,689,543,112</u>	<u>\$ 50,715,171,338</u>
Number of Full-Time-Equivalents (FTE)	54,179.7	54,242.4

ARTICLE III

EDUCATION

Sec. 1. The several sums of money herein specified, or so much thereby as may be necessary, are appropriated out of any funds in the State Treasury not otherwise appropriated, or out of special funds as indicated, for the support, maintenance, or improvement of the designated agencies and institutions of education.

TEXAS EDUCATION AGENCY

	For the Years Ending	
	August 31, 2024	August 31, 2025
Method of Financing:		
<u>General Revenue Fund</u>		
General Revenue Fund ^{1, 2, 4, 5}	\$ 771,656,101	\$ 447,359,977
Available School Fund No. 002, estimated	2,097,246,839	3,109,928,000
Technology and Instructional Materials Fund No. 003	1,036,260,161	13,720,469
Foundation School Fund No. 193, estimated ²	11,616,618,974	10,985,152,434
Certification and Assessment Fees (General Revenue Fund)	27,783,000	27,783,000
Lottery Proceeds, estimated	<u>1,935,084,000</u>	<u>1,935,084,000</u>
Subtotal, General Revenue Fund	\$ 17,484,649,075	\$ 16,519,027,880
GR Dedicated - Opioid Abatement Account No. 5189	\$ 2,611,722	\$ 0
<u>Federal Funds</u>		
Federal Education Fund	\$ 3,726,877,947	\$ 3,728,566,490
School Nutrition Programs Fund	2,477,314,848	2,477,314,848
Coronavirus Relief Fund	40,687,294	20,343,646
Federal Funds	<u>8,627,501</u>	<u>8,627,501</u>
Subtotal, Federal Funds	\$ 6,253,507,590	\$ 6,234,852,485
<u>Other Funds</u>		
Property Tax Relief Fund, estimated ³	\$ 8,714,066,000	\$ 8,812,118,000
Tax Reduction and Excellence in Education Fund, estimated	1,579,209,000	1,698,046,000
Interagency Contracts	13,600,606	13,600,606
License Plate Trust Fund Account No. 0802, estimated	178,965	178,965
Recapture Payments - Attendance Credits, estimated	<u>4,526,724,848</u>	<u>4,797,035,327</u>
Subtotal, Other Funds	<u>\$ 14,833,779,419</u>	<u>\$ 15,320,978,898</u>
Total, Method of Financing	<u>\$ 38,574,547,806</u>	<u>\$ 38,074,859,263</u>
Other Direct and Indirect Costs Appropriated Elsewhere in this Act	\$ 2,379,446	\$ 2,344,709
This bill pattern represents an estimated 100% of this agency's estimated total available funds for the biennium.		
Number of Full-Time-Equivalents (FTE):^{1,2}	1,270.0	1,270.0
Schedule of Exempt Positions:		
Commissioner of Education, Group 9	\$325,000	\$325,000
Items of Appropriation:		
A. Goal: PROVIDE ED SYS LDRSP GUID'CE RES'S		
Provide Education System Leadership, Guidance, and Resources.		
A.1.1. Strategy: FSP - EQUALIZED OPERATIONS^{2, 3}	\$ 29,850,510,081	\$ 30,711,983,610
Foundation School Program - Equalized Operations.		
A.1.2. Strategy: FSP - EQUALIZED FACILITIES	434,150,571	438,361,175
Foundation School Program - Equalized Facilities.		

TEXAS EDUCATION AGENCY
(Continued)

A.2.1. Strategy: STATEWIDE EDUCATIONAL PROGRAMS ^{2, 5}	504,182,997	276,954,261
A.2.2. Strategy: ACHIEVEMENT OF STUDENTS AT RISK Resources for Low-income and Other At-risk Students.	1,945,437,002	1,945,437,002
A.2.3. Strategy: STUDENTS WITH DISABILITIES Resources for Mentally/Physically Disabled Students.	1,273,162,242	1,234,859,814
A.2.4. Strategy: SCHOOL IMPROVEMENT & SUPPORT PGMS Grants for School and Program Improvement and Innovation.	<u>313,361,072</u>	<u>313,361,072</u>
Total, Goal A: PROVIDE ED SYS LDRSP GUID'CE RES'S	\$ 34,320,803,965	\$ 34,920,956,934
 B. Goal: PROVIDE SYSTEM OVERSIGHT & SUPPORT		
B.1.1. Strategy: ASSESSMENT & ACCOUNTABILITY SYSTEM ⁴	\$ 123,771,367	\$ 123,521,367
B.2.1. Strategy: TECHNOLOGY/INSTRUCTIONAL MATERIALS Technology and Instructional Materials.	1,032,679,721	10,000,000
B.2.2. Strategy: HEALTH AND SAFETY ²	25,762,572	20,860,650
B.2.3. Strategy: CHILD NUTRITION PROGRAMS	2,490,938,785	2,490,938,785
B.2.4. Strategy: WINDHAM SCHOOL DISTRICT Educational Resources for Prison Inmates.	65,096,919	68,217,086
B.3.1. Strategy: IMPROVING EDUCATOR QUALITY/LDRSP Improving Educator Quality and Leadership.	254,319,743	254,319,743
B.3.2. Strategy: AGENCY OPERATIONS ^{1, 2}	96,170,198	81,919,675
B.3.3. Strategy: STATE BOARD FOR EDUCATOR CERT State Board for Educator Certification.	6,149,468	5,986,049
B.3.4. Strategy: CENTRAL ADMINISTRATION ²	23,824,270	18,422,300
B.3.5. Strategy: INFORMATION SYSTEMS - TECHNOLOGY ^{1, 2}	113,843,244	53,421,565
B.3.6. Strategy: CERTIFICATION EXAM ADMINISTRATION Educator Certification Exam Services - Estimated and Nontransferable.	<u>16,309,539</u>	<u>16,309,539</u>
Total, Goal B: PROVIDE SYSTEM OVERSIGHT & SUPPORT	\$ 4,248,865,826	\$ 3,143,916,759
 C. Goal: SALARY ADJUSTMENTS		
C.1.1. Strategy: SALARY ADJUSTMENTS	<u>4,878,015</u>	<u>9,985,570</u>
 Grand Total, TEXAS EDUCATION AGENCY	<u>\$ 38,574,547,806</u>	<u>\$ 38,074,859,263</u>
 Object-of-Expense Informational Listing:		
Salaries and Wages	\$ 138,442,003	\$ 131,832,491
Other Personnel Costs	4,455,069	3,693,954
Professional Fees and Services	441,753,762	212,376,651
Fuels and Lubricants	11,125	10,216
Consumable Supplies	248,217	215,421
Utilities	162,778	141,566
Travel	1,258,743	1,257,103
Rent - Building	1,631,916	1,656,693
Rent - Machine and Other	227,407	201,047
Other Operating Expense	65,137,858	6,286,788
Client Services	16,703,616	13,873,969
Grants	37,882,445,318	37,702,753,545
Capital Expenditures	<u>22,069,994</u>	<u>559,819</u>
Total, Object-of-Expense Informational Listing	<u>\$ 38,574,547,806</u>	<u>\$ 38,074,859,263</u>
 Estimated Allocations for Employee Benefits and Debt Service Appropriations Made Elsewhere in this Act:		
<u>Employee Benefits</u>		
Retirement	\$ 9,816,387	\$ 10,366,504
Group Insurance	16,130,010	16,580,028
Social Security	7,922,057	8,365,180

TEXAS EDUCATION AGENCY
(Continued)

Benefits Replacement	17,103	13,666
Total, Estimated Allocations for Employee Benefits and Debt Service Appropriations Made Elsewhere in this Act	\$ 33,885,557	\$ 35,325,378

1. Performance Measure Targets. The following is a listing of the key performance target levels for the Texas Education Agency. It is the intent of the Legislature that appropriations made by this Act be utilized in the most efficient and effective manner possible to achieve the intended mission of the Texas Education Agency. In order to achieve the objectives and service standards established by this Act, the Texas Education Agency shall make every effort to attain the following designated key performance target levels associated with each item of appropriation.

	2024	2025
A. Goal: PROVIDE ED SYS LDRSP GUID'CE RES'S		
Outcome (Results/Impact):		
Four-Year High School Graduation Rate	90%	90%
Four-Year Texas Certificate of High School Equivalency Rate	0.35%	0.35%
Four-Year High School Dropout Rate	5.8%	5.8%
Four-Year Graduation Rate for African American Students	86.2%	86.2%
Four-Year Graduation Rate for Hispanic Students	90.8%	90.8%
Four-Year Graduation Rate for White Students	93.6%	93.6%
Four-Year Graduation Rate for Asian American Students	96.5%	96.5%
Four-Year Graduation Rate for American Indian Students	87%	87%
Four-Year Graduation Rate for Pacific Islander Students	88.7%	88.7%
Four-Year Graduation Rate for Economically Disadvantaged Students	87%	87%
Percent of Students Graduating with the Distinguished Level of Achievement	83%	84%
Percent of Students Graduating Under the Foundation High School Program with an Endorsement	88%	90%
Percent of Students with Disabilities Who Graduate High School	89.5%	89.5%
Percent of Eligible Students Taking Advanced Placement/International Baccalaureate Exams	25.1%	25.6%
Percent of AP/IB Exams Taken on Which the Score Qualifies for Potential College Credit or Advanced Placement	49.56%	49.56%
Percent of Students Exiting Bilingual/ESL Programs Successfully	84%	84%
Percent of Campuses That Meet All Eligible Indicators in Closing the Gaps	7%	7%
A.1.1. Strategy: FSP - EQUALIZED OPERATIONS		
Output (Volume):		
Total Average Daily Attendance (ADA) - Includes Regular and Charter Schools	5,071,347	5,095,452
Total Average Daily Attendance (ADA) - Open-enrollment Charter Schools Only	394,997	414,961
Number of Students Served by Compensatory Education Programs and Services	3,470,913	3,515,559
Explanatory:		
Special Education Full-time Equivalents (FTEs)	167,312	172,060
Compensatory Education Student Count	3,470,913	3,515,559
Career and Technical Education Full-time Equivalents (FTEs)	382,329	392,858
Bilingual Education/English as a Second Language Average Daily Attendance	840,269	855,435
Gifted and Talented Average Daily Attendance	235,354	235,969
A.1.2. Strategy: FSP - EQUALIZED FACILITIES		
Output (Volume):		
Total Amount of State and Local Funds Allocated for Debt for Facilities (Billions)	10.35	11.27
A.2.1. Strategy: STATEWIDE EDUCATIONAL PROGRAMS		
Output (Volume):		
Number of Students Served in Early Childhood School Ready Program	14,592	15,030
Number of Students Served in Summer School Programs for Limited English-proficient Students	61,000	61,000
A.2.3. Strategy: STUDENTS WITH DISABILITIES		
Output (Volume):		
Number of Students Served by Regional Day Schools for the Deaf	4,865	4,865
Number of Students Served by Statewide Programs for the Visually Impaired	10,100	10,100

TEXAS EDUCATION AGENCY
(Continued)

A.2.4. Strategy: SCHOOL IMPROVEMENT & SUPPORT
PGMS

Output (Volume):

Number of Case-Managed Students Participating in Communities in Schools	117,500	117,500
---	---------	---------

B. Goal: PROVIDE SYSTEM OVERSIGHT & SUPPORT

Outcome (Results/Impact):

Percent of All Students Passing All Tests Taken	67%	67%
Percent of African-American Students Passing All Tests Taken	54%	54%
Percent of Hispanic Students Passing All Tests Taken	60%	60%
Percent of White Students Passing All Tests Taken	81%	81%
Percent of Asian-American Students Passing All Tests Taken	90%	90%
Percent of American Indian Students Passing All Tests Taken	67%	67%
Percent of Economically Disadvantaged Students Passing All Tests Taken	55%	55%
Percent of Districts Receiving the Lowest Performance Rating	7%	7%
Percent of Campuses Receiving the Lowest Performance Rating	5%	5%
Percent of Charter Campuses Receiving the Lowest Performance Rating	8%	8%
Districts Whose Performance Affords Them the Highest Rating in the Accountability Rating System	13.5%	13.5%
Campuses Whose Performance Affords Them the Highest Rating in the Accountability Rating System	17%	17%
Charter Campuses Whose Performance Affords Them the Highest Rating in the Accountability Rating System	15.5%	15.5%
Annual Drug Use and Violence Incident Rate on School Campuses, Per 1,000 Students	19.5%	19.5%
Percent of Original Grant Applications Processed within 90 Days	94%	94%

B.2.2. Strategy: HEALTH AND SAFETY

Output (Volume):

Number of Students in Disciplinary Alternative Education Programs (DAEPs)	85,459	84,634
---	--------	--------

B.2.3. Strategy: CHILD NUTRITION PROGRAMS

Output (Volume):

Average Number of School Lunches Served Daily	3,403,242	3,471,307
Average Number of School Breakfasts Served Daily	1,916,704	1,955,038

B.2.4. Strategy: WINDHAM SCHOOL DISTRICT

Output (Volume):

Number of Contact Hours Received by Students within the Windham School District	10,667,369	10,667,369
Number of Students Earning a Texas Certificate of High School Equivalency or Earning a High School Diploma	3,900	3,900

Efficiencies:

Average Cost Per Contact Hour in the Windham School District	5.41	5.41
--	------	------

B.3.2. Strategy: AGENCY OPERATIONS

Output (Volume):

Number of Certificates of High School Equivalency Issued	21,000	21,000
--	--------	--------

2. Capital Budget.² None of the funds appropriated above may be expended for capital budget items except as listed below. The amounts shown below shall be expended only for the purposes shown and are not available for expenditure for other purposes. Amounts appropriated above and identified in this provision as appropriations either for "Lease payments to the Master Lease Purchase Program" or for items with an "(MLPP)" notation shall be expended only for the purposes of making lease-purchase payments to the Texas Public Finance Authority pursuant to the provisions of Government Code, Section 1232.103.

In order to maximize the use of federal matching, maintenance of effort and grant funds, the Texas Education Agency may adjust amounts within the method of financing below, not to exceed the total Capital Budget method of financing except as provided elsewhere in this Act. General revenue and other state fund appropriations made herein may be offset with federal funds and fees collected.

	2024	2025
a. Repair or Rehabilitation of Buildings and Facilities		
(1) W.B. Travis Space Utilization	\$ 3,800,000	\$ UB
b. Acquisition of Information Resource Technologies		
(1) School Safety Audit Application	\$ 1,631,386	\$ UB
(2) Instructional Materials Internet Website	2,692,303	2,692,303

TEXAS EDUCATION AGENCY
(Continued)

(3) Open Education Resource Instructional Material	20,500,000	347,900
(4) Repository of Open Education Resource Instructional Material	3,969,334	4,142,801
(5) Hardware/Software Infrastructure	1,317,429	1,317,429
(6) Educational Materials Textbook Ordering System	1,362,900	1,396,100
(7) Data Privacy Initiative for K-12 School Systems	48,505,974	UB
Total, Acquisition of Information Resource Technologies	\$ 79,979,326	\$ 9,896,533
c. Data Center/Shared Technology Services		
(1) Data Center Consolidation	\$ 16,806,657	\$ 16,261,398
d. Centralized Accounting and Payroll/Personnel System (CAPPS)		
(1) CAPPS Enterprise Resource Planning System (Financials HUB)	\$ 1,002,594	\$ 1,002,594
e. Transportation Items		
(1) School Safety Vehicles	\$ 1,500,000	\$ 150,000
Total, Transportation Items	\$ 1,500,000	\$ 150,000
Total, Capital Budget	\$ 103,088,577	\$ 27,310,525
Method of Financing (Capital Budget):		
<u>General Revenue Fund</u>		
General Revenue Fund	\$ 92,349,162	\$ 16,791,418
Technology and Instructional Materials Fund No. 003	1,628,459	1,652,739
Certification and Assessment Fees (General Revenue Fund)	996,519	963,217
Subtotal, General Revenue Fund	\$ 94,974,140	\$ 19,407,374
<u>Federal Funds</u>		
Federal Education Fund	\$ 8,013,126	\$ 7,804,467
Federal Funds	96,469	93,842
Subtotal, Federal Funds	\$ 8,109,595	\$ 7,898,309
Interagency Contracts	\$ 4,842	\$ 4,842
Total, Method of Financing	\$ 103,088,577	\$ 27,310,525

3. Foundation School Program Funding.^{2,3} In addition to funds appropriated above, the Foundation School Program is funded with local school district tax revenue. Local school district tax rates are adopted by locally elected school board trustees. Local school property tax rates are not set by the Legislature.

Out of the funds appropriated above, and any other funds appropriated for the Foundation School Program during the 2024-25 biennium, a total of \$30,301,796,254 in fiscal year 2024 and \$31,167,480,387 in fiscal year 2025 shall represent the sum-certain appropriation to the Foundation School Program. The total appropriation may not exceed the sum-certain amount. This appropriation includes allocations under Texas Education Code, Chapters 46, 48 and 49. Any unexpended balances as of August 31, 2024, are appropriated for fiscal year 2025 for the same purposes.

Formula Funding: The Commissioner shall make allocations to local school districts under Chapters 46, 48 and 49 based on:

- (a) estimates of average daily attendance provided by the Texas Education Agency in March 2023;

TEXAS EDUCATION AGENCY

(Continued)

- (b) local district tax rates as determined by the Legislative Budget Board;
- (c) final tax year 2022 property values; and
- (d) assumed increases in property values, and the estimates of local tax collections on which they are based, as estimated by the Comptroller of Public Accounts, of 4.43 percent for tax year 2023 and by 2.87 percent for tax year 2024.

The estimates identified in subsections (a) - (d) are projections provided by the Comptroller of Public Accounts and Texas Education Agency and used solely to determine initial state aid payments to school districts, and do not factor into the calculations of local tax base changes. Actual property value changes are determined by local appraisal districts.

To the extent that estimates provided for in subsections (a) - (d) above differ from a school district's actual average daily attendance, tax rates, property values, or local tax collections, the Commissioner shall settle-up with local school districts pursuant to Rider 7, Appropriation of Audit Adjustments, Settle-Up Funds and Attendance Credit Revenues and applicable provisions in Texas Education Code, Chapters 46, 48, and 49.

For purposes of distributing the Foundation School Program basic tier state aid appropriated above and in accordance with Texas Education Code, Section 48.051, the Basic Allotment is established at \$6,160 in fiscal year 2024 and \$6,160 fiscal year 2025.

For purposes of distributing the Foundation School Program enrichment tier state aid appropriated above and in accordance with Section 48.202(a-1)(1), the Guaranteed Yield is \$126.21 in fiscal year 2024 and \$129.52 in fiscal year 2025, and in accordance with Section 48.202(a-1)(2), the Guaranteed Yield is \$49.28 in fiscal year 2024 and \$49.28 in fiscal year 2025.

Included in amounts appropriated above and allocated by this rider to the Foundation School Program, \$100,000,000 in each fiscal year of the biennium out of the Foundation School Fund No. 193 is for the New Instructional Facilities Allotment under Texas Education Code, Section 48.152.

Included in amounts appropriated above and allocated by this rider to the Foundation School Program, and pursuant to Texas Education Code, Section 48.115, the School Safety Allotment is set at \$10 per student in average daily attendance, plus \$1 per student in average daily attendance for every \$50 by which the district's maximum basic allotment under Section 48.051 exceeds \$6,160, and \$15,000 per campus, estimated to be \$185,000,000 in each in fiscal year.

Included in amounts appropriated above and allocated by this rider to the Foundation School Program, and pursuant to Texas Education Code, Sections 48.307, Additional State Aid for State-Approved Instructional Materials is set at \$40 per enrolled student in each fiscal year.

Included in amounts appropriated above and allocated by this rider to the Foundation School Program, \$100,000,000 in each fiscal year of the biennium out of the Foundation School Fund No. 193 is for the Gifted and Talented Student Allotment under Texas Education Code, Section 48.109.

From the amount appropriated above to the Texas Education Agency for Strategy A.1.1, FSP - Equalized Operations, in each year of the 2024-25 biennium, the Commissioner may not spend more than the amount that, together with all other amounts appropriated from the Foundation School Fund or another source of the Foundation School Program or for paying the costs of school property tax relief, is necessary to achieve a tax rate compression percentage, as defined by Texas Education Code, Sections 48.255, 48.2551, and 48.2552, and fully fund the school funding formulas under Texas Education Code, Chapters 48 and 49, without the prior approval of the Legislative Budget Board.

Pursuant to Texas Education Code, Section 48.2552(c), in fiscal year 2024, the state compression percentage as calculated in Texas Education Code, Section 48.255, shall be reduced by 8.25 percentage points. Pursuant to Texas Education Code, Section 48.2555(a), in fiscal year 2024, the state compression percentage shall be further reduced by \$0.107.

Notwithstanding any other provision of this Act, the Texas Education Agency may:

- (a) make transfers as appropriate between Strategy A.1.1, FSP - Equalized Operations, and Strategy A.1.2, FSP - Equalized Facilities; and

TEXAS EDUCATION AGENCY
(Continued)

- (b) transfer Foundation School Program funds from fiscal year 2025 to 2024 to the extent necessary to avoid reductions in state aid as authorized by Texas Education Code, Section 48.266(f).

The Texas Education Agency shall notify the Legislative Budget Board and the Governor of any such transfers at least 15 days prior to the transfer.

The Texas Education Agency shall submit reports on the prior month's expenditures on programs described by this rider no later than the 20th day of each month to the Legislative Budget Board and the Governor's Office in a format determined by the Legislative Budget Board in cooperation with the agency.

Contingent on the Commissioner of Education identifying a budget surplus of Foundation School Program funds appropriated above in either fiscal year of the 2024-25 biennium, the Commissioner shall notify the Legislative Budget Board and the Office of the Governor in writing no later than 30 calendar days before taking any action pursuant to the Texas Education Code, Sections 7.062, 48.258, 48.259, 48.260, 48.261, or 48.265.

Appropriations provided above in Strategy A.1.1, FSP-Equalized Operations, fully fund an estimated \$3,150,100,000 in projected student enrollment growth.

- 4. Foundation School Program Set-Asides.** The programs and their funding levels identified in this rider represent all programs at the Texas Education Agency and other state agencies that are funded with amounts set aside from the Foundation School Program. The amounts listed in this rider are for informational purposes only, and do not constitute an appropriation:

	<u>2024</u>	<u>2025</u>
Gifted and Talented Performance Standards	\$437,500	\$437,500
Early Childhood Intervention	\$16,498,102	\$16,498,102
MATHCOUNTS Program	\$200,000	\$200,000
TOTAL, FSP Set-Asides	\$17,135,602	\$17,135,602

- 5. Transportation Allotment.** Pursuant to Texas Education Code, Section 48.151, for purposes of distributing the Transportation Allotment, the rate per mile per regular eligible student is set at \$1.00 in each fiscal year of the biennium; the maximum mileage rate for special education transportation shall be \$1.08 per mile; and the private transportation rate shall be \$0.25 per mile or a maximum of \$816 per pupil for both special education and isolated areas as defined by Texas Education Code, Subsections 48.151(e) and (g).

- 6. Windham Schools.** The funds appropriated above in Strategy B.2.4, Windham School District, are to be expended only for academic and vocational educational programs approved by the Texas Education Agency. The Commissioner of Education shall allocate \$65,096,919 in fiscal year 2024 and \$68,217,086 in fiscal year 2025 to the Windham Schools based on contact hours for the best 180 of 210 school days in each year of the biennium. The contact hour rates for the 2024-25 biennium are estimated to be: \$4.69807 for academic education, \$3.87648 for vocational education.

The Windham School District shall use funds appropriated above to serve those students whose participation will help achieve the goals of reduced recidivism and the increased success of former inmates in obtaining and maintaining employment. To achieve these goals, younger offenders with the lowest educational levels and the earliest projected release or parole eligibility dates should receive high priority. This policy shall not preclude the Windham School District from serving other populations according to needs and resources. For students who successfully complete the district's program during the 2022-23 biennium, the Windham School District shall report to the Eighty-ninth Legislature on the following: recidivism rates, employment rates, and attainment of GEDs, high school diplomas, professional certifications, and adult education literacy levels.

- 7. Appropriation of Audit Adjustments, Settle-Up Funds and Attendance Credit Revenues.** When reviews and audits of allocations to school districts reveal the allocations previously made were greater or less than the amounts found to be due, the Texas Education Agency may recover or pay the sums necessary to adjust to the correct amounts. All such amounts recovered shall

TEXAS EDUCATION AGENCY
(Continued)

become a part of the Foundation School Fund or General Revenue Fund, and the amounts necessary to make such additional payments to the school districts are appropriated from the Foundation School Fund or General Revenue Fund.

All funds received from local school districts as recovery for overpayment pursuant to the provisions of Texas Education Code, Section 48.272, are appropriated to the Texas Education Agency for distribution to local school districts for Foundation School Program purposes.

All unexpended balances and all funds received from the payment of school districts for attendance credits in excess of the amounts appropriated above pursuant to the provisions of Texas Education Code, Section 49.154, are appropriated to the Texas Education Agency for distribution to school districts for Foundation School Program purposes.

- 8. Instructional Materials and Technology.**² Except as explicitly allowed elsewhere in this Act, any amount expended pursuant to Texas Education Code, Section 31.021, including expenditures for instructional materials administration, shall be paid out of the State Instructional Materials and Technology Fund appropriated for that purpose. A transfer of funds from the Available School Fund to the State Instructional Materials and Technology Fund is authorized in an amount which, together with other revenues of the State Instructional Materials and Technology Fund, is sufficient to finance the sum-certain appropriation from the State Instructional Materials and Technology Fund for each fiscal year. Penalties assessed by the State Board of Education shall be deposited to the credit of the State Instructional Materials and Technology Fund.

In accordance with Texas Education Code, Sections 31.0211 and 31.0214, the Commissioner shall allocate the funds available in the State Instructional Materials and Technology Fund to school districts and charter schools for each student enrolled in the district or charter school on a date during the preceding year specified by the Commissioner and shall adjust the technology and instructional materials allotment of school districts and charter schools experiencing high enrollment growth according to rules adopted by the Commissioner.

It is the intent of the Legislature that for any state fiscal biennium, the State Board of Education issue proclamations for instructional materials in which the total projected cost of instructional materials under the proclamations does not exceed 75 percent of the total technology and instructional materials allotment under Texas Education Code, Section 31.0211, for the most recent biennium for which the allotment has been determined.

It is the intent of the Legislature that the State Board of Education ensure that any instructional materials and technology purchased using funds disbursed from the State Instructional Materials and Technology Fund meet the requirements for certification under 47 U.S.C. Sections 254(h)(5)(B) and (C) to the extent the certification is applicable to those materials.

It is the intent of the Legislature that the State Board of Education consider the cost of all instructional materials and technology requirements when determining the disbursement of money to the available school fund and the amount of that disbursement that will be used, in accordance with Texas Education Code, Section 43.001(d), to fund the technology and instructional materials allotment under Texas Education Code, Section 31.0211.

From funds appropriated from the State Instructional Materials and Technology Fund, the Commissioner may set aside an amount not to exceed \$2,500,000 for the 2024-25 biennium for the continued support and delivery of online college readiness materials in English language arts and reading, mathematics, science, and social studies.

From funds appropriated above in Strategy B.2.1, Technology and Instructional Materials, \$1,042,679,721 from the Technology and Instructional Materials Fund is allocated in the 2024-25 biennium for instructional materials and technology. In addition to these funds, \$7,300,909 is appropriated in the 2024-25 biennium in the agency's administrative strategies from the State Instructional Materials and Technology Fund. Total appropriations from the State Instructional Materials and Technology Fund in the 2024-25 biennium equal \$1,049,980,630.

From funds appropriated above in Strategy A.2.3, Students with Disabilities, an amount not to exceed \$13,500,000 in federal funds in the 2024-25 biennium is allocated for the purchase of accessibility remediation of instructional materials, captioning of video and multimedia instructional materials, Braille, large print, and related materials for students with disabilities.

TEXAS EDUCATION AGENCY

(Continued)

The Commissioner shall provide juvenile justice alternative education programs with instructional materials necessary to support classroom instruction in those programs. The cost of the instructional materials shall be funded with Technology and Instructional Materials Funds appropriated to the agency for the 2024-25 biennium.

Pursuant to Government Code, Section 322.0082, the amount under Texas Education Code, Section 43.001(d), is estimated to be \$1,075,500,000 in each fiscal year of the 2024-25 biennium.

The Texas Education Agency is appropriated any balances held in the State Instructional Materials and Technology Fund on August 31, 2023, for use in fiscal year 2024 for the same purposes, estimated to be \$448,021,000.

Any unexpended balances as of August 31, 2024, are appropriated for fiscal year 2025 for the same purposes.

- 9. Day-care Expenditures.** It is expressly provided that the pre-school day care programs, such as the Early Childhood Program for Educationally Disadvantaged Children and Special Education and Training for Pre-School Children with Disabilities administered by the Texas Education Agency, are day-care programs. The funds expended in those programs on behalf of children meeting eligibility requirements in accordance with interagency contracts with the Texas Education Agency under the day care program of the Social Security Act shall be considered as expenditures for day care.
- 10. State Level Professional Development for School Personnel and Parents of Students with Autism.** It is the intent of the Legislature that the Texas Education Agency continue to implement state level professional development for school personnel and parents of students with autism, including a focus on identification of such students. A sum not to exceed \$200,000 in each fiscal year shall be expended for this purpose.
- 11. Reimbursement of Advisory Committee Members.²** Pursuant to Section 2110.004, Government Code reimbursement of expenses for advisory committee members, out of the funds appropriated above (including federal funds), is limited to the following advisory committees:
- 1) Title 1, Committee of Practitioners/Ed Flex State Panel
 - 2) Continuing Advisory Committee for Special Education
 - 3) Instructional Materials State Review Panel
 - 4) Texas Technical Advisory Committee
 - 5) State Parent Advisory Council for Migrant Education
 - 6) Texas Essential Knowledge and Skills (TEKS) Review Committees
 - 7) Texas Educator Review Committee
 - 8) Texas Early Learning Council
 - 9) Compensatory Education Allotment Advisory Committee
 - 10) Educator Advisory Committee
 - 11) State Advisory Council on Educational Opportunity for Military Children
 - 12) Texas Commission on Virtual Education
 - 13) Adult High School Charter School Program Advisory Committee
 - 14) Instructional Materials and Technology Advisory Committee
- It is the intent of the Legislature that advisory committees of the Texas Education Agency use videoconferencing technology to conduct meetings in lieu of physical assembly whenever possible.
- 12. Student Testing Program.** The Commissioner shall use the Federal Funds appropriated above in Strategy B.1.1, Assessment and Accountability System, to cover the cost of developing, administering, and scoring assessment instruments in the student testing program. Any remaining costs associated with developing, administering, or scoring the assessment instruments required under Texas Education Code, Chapter 39, Subchapter B shall be paid from amounts appropriated above from General Revenue in Strategy B.1.1, Assessment and Accountability System.

Included in amounts appropriated above in Strategy B.1.1 in the 2024-25 biennium is \$70,000,000 in General Revenue Funds for the purposes of implementing House Bill 3906, 86th Legislature. Unless transferred in accordance with the limitations specified in Texas Education Agency Rider

TEXAS EDUCATION AGENCY

(Continued)

24, Limitation on the Transfer and Use of Funds, the Texas Education Agency shall not transfer any funds for the purposes of implementing House Bill 3906, 86th Legislature from Foundation School Fund 193 in the 2024-25 biennium.

- 13. Regional Day Schools for the Deaf.** Funds appropriated above for Regional Day Schools for the Deaf shall be allocated on a weighted full-time equivalent basis. Notwithstanding other provisions of this Act, if the allocations total more than \$33,133,200 in each fiscal year, the Commissioner shall transfer sufficient amounts from other available funds to provide the full allocation.

Any unexpended balances as of August 31, 2024, are appropriated to fiscal year 2025 for the same purpose.

- 14. Summer School for Children with Limited English Proficiency.** Out of Federal Funds appropriated for Strategy A.2.2, Achievement of Students at Risk, \$3,800,000 in each fiscal year is allocated for summer school programs for children with limited English proficiency as authorized under Texas Education Code, Section 29.060.

Any unexpended balances as of August 31, 2024, are appropriated for fiscal year 2025 for the same purposes.

- 15. Statewide Services for Students With Visual Impairments.** Out of funds appropriated for Strategy A.2.3, Students with Disabilities, \$5,655,268 in each fiscal year is allocated for statewide services for students with visual impairments as authorized under Texas Education Code, Section 30.002.

Any unexpended balances as of August 31, 2024, are hereby appropriated for fiscal year 2025 for the same purposes.

- 16. Non-educational Community-based Support Services.** Out of General Revenue funds appropriated for Strategy A.2.3, Students with Disabilities, \$987,300 in each fiscal year is allocated to non-educational community-based support services for certain students with disabilities as authorized under Texas Education Code, Section 29.013.

Any unexpended balances as of August 31, 2024, are hereby appropriated for fiscal year 2025 for the same purposes.

- 17. Professional Development for the Provision of Access to the General Curriculum for Students with Disabilities in the Least Restrictive Environment.** Out of the federal discretionary funds awarded to the Texas Education Agency through the Individuals with Disabilities Education Act (IDEA), Part B, which are set aside and reserved for state-level activities, and appropriated above, the Commissioner shall set aside 10.5 percent during the biennium to fund capacity building projects, including professional development and support, for school districts to provide access to the general curriculum in the least restrictive environment for students with disabilities and Multi-Tiered Systems of Support (MTSS) processes for struggling learners in general education settings.

For each year of the biennium, TEA shall report to the Legislative Budget Board (LBB):

- (1) The total amount awarded to the Texas Education Agency through IDEA, part B;
- (2) The amount of IDEA, Part B funds set aside and reserved for state-level activities; and
- (3) The amount of funds set aside to fund capacity building projects, including professional development and support, for school districts to provide access to the general curriculum in the least restrictive environment for students with disabilities and MTSS processes for struggling learners in general education settings, as required by this rider.

The report summarizing the above information for the 2024 fiscal year shall be submitted by August 31, 2024. The report summarizing the above information for the 2025 fiscal year shall be submitted by August 31, 2025.

- 18. Estimated Appropriation for Incentive Aid for Voluntary District Consolidation.** Out of Foundation School Program funds appropriated above in Strategy A.2.4, School Improvement and Support Programs, the Commissioner may allocate an estimated amount of \$1,000,000 in each fiscal year for incentive aid payments under Texas Education Code, Subchapter G of Chapter 13.

TEXAS EDUCATION AGENCY

(Continued)

Notwithstanding any other provision of this Act, the Texas Education Agency may make transfers as appropriate between Strategy A.1.1, FSP - Equalized Operations, and Strategy A.2.4, School Improvement and Support Programs, if the actual cost of Incentive Aid exceeds the amount estimated in any fiscal year of the biennium.

- 19. Payments to Texas School for the Blind and Visually Impaired and Texas School for the Deaf.** For all discretionary grants of state or federal funds by the Texas Education Agency, the Texas School for the Blind and Visually Impaired and the Texas School for the Deaf shall be considered independent school districts for purposes of eligibility determination, unless the Commissioner of Education and the school Superintendents mutually agree to an alternate consideration.

Out of federal IDEA-B discretionary funds appropriated above, the Texas Education Agency shall allocate \$1,296,981 in fiscal year 2024 and \$1,297,581 in fiscal year 2025 to the Texas School for the Blind and Visually Impaired, and \$457,679 in each year of the 2024-25 biennium to the Texas School for the Deaf, to support classroom instruction.

- 20. MATHCOUNTS and Academic Competitions.** Out of Foundation School Program Gifted and Talented funds appropriated in B.3.1, Improving Educator Quality and Leadership, the Commissioner shall set aside \$200,000 in each year of the biennium for the MATHCOUNTS Program. In addition, out of General Revenue funds appropriated above in Strategy A.2.1, Statewide Educational Programs, \$200,000 in each year of the biennium shall be allocated to the Academic Decathlon program that fosters academic competition predominantly for high school students.

- 21. Communities In Schools.** Out of funds appropriated above for Strategy A.2.4, School Improvement and Support Programs, \$30,521,816 in General Revenue and \$3,898,450 in TANF funds in fiscal year 2024 and \$30,521,816 in General Revenue and \$3,898,450 in TANF funds in fiscal year 2025 is allocated for the Communities In Schools Program. In addition to funds identified elsewhere in this rider, \$943,892 in TANF funds is allocated to Strategies B.3.2 - B.3.5 for administrative purposes of the program each fiscal year of the 2024-25 biennium.

Notwithstanding any other limitation imposed elsewhere in this Act, the Texas Education Agency may transfer General Revenue funds identified above and appropriated for the purpose of providing grants under the Communities In Schools program to Strategies B.3.2 - B.3.5 for the purpose of providing administrative support for the program. Transfers made under the authority of this rider may not exceed \$100,000 for the 2024-25 biennium. TANF funds may be expended for administrative purposes in accordance with the applicable limitations of the TANF state plan.

Any unexpended balances as of August 31, 2024, are appropriated to fiscal year 2025 for the same purpose.

- 22. Allocation of Funds to South Texas Independent School District.** Out of funds appropriated above in Strategy A.1.1, FSP - Equalized Operations, the Commissioner of Education shall provide the South Texas Independent School District with adequate access to funding under the enrichment tier of the Foundation School Program. The Commissioner shall adjust payments to the South Texas Independent School District to equal an amount to which the district would be entitled at the average effective tax rate under Texas Education Code, Section 48.202, in other school districts in Cameron County less the tax rate set by the district itself.

- 23. Appropriation Limited Revenue Collections.** Fees, fines, and other miscellaneous revenues as authorized and generated by the operation of the programs pursuant to the statutes referenced below shall cover, at a minimum, the cost of the appropriations made to support the programs above in Strategies B.3.2 - B.3.5, as well as the "other direct and indirect costs" made elsewhere in this Act associated with those programs. Direct costs for the programs referenced below are estimated to be \$27,001,526 in fiscal year 2024 and \$27,001,526 in fiscal year 2025 and "other direct and indirect costs" for these programs are estimated to be \$2,379,446 in fiscal year 2024 and \$2,344,709 in fiscal year 2025:

Program	Statutory Reference
Guaranteed Program for School District and Charter School Bonds	TEC §45.055
Texas Certificate of High School Equivalency	TEC §7.111
Educator Certification	TEC §21.041
Criminal History Background Check	TEC §22.0837

TEXAS EDUCATION AGENCY
(Continued)

Educator Preparation Program Approval and Accountability	TEC §21.041
Texas High Performance Schools Consortium Fee	TEC §7.0561

In the event that actual and/or projected fee revenue collections are insufficient to offset program costs, the Legislative Budget Board may direct that the Comptroller of Public Accounts reduce the appropriation authority provided for these programs to be within the amount of fee revenue expected to be available.

All fees collected in excess of the Comptroller of Public Accounts Biennial Revenue Estimate for each individual fee program are appropriated to the Texas Education Agency to be spent on the program that generated the fees. Under no circumstances may the Texas Education Agency expend fees collected from one program in support of another program.

Any unexpended balances as of August 31, 2024, are appropriated to fiscal year 2025 for the same purpose.

24. Limitation on the Transfer and Use of Funds. The restrictions of this rider, rather than those of the General Provisions of this Act, apply to the Texas Education Agency's transfer of appropriations between strategies. For the purposes of this rider, the Texas Education Agency's non-administrative strategies include all strategies in Goal A, Provide Education System Leadership, Guidance, and Resources, and Strategies B.1.1-B.3.1 in Goal B, Provide System Oversight and Support; administrative strategies include Strategies B.3.2-B.3.6. For the purposes of this rider, non-Foundation School Program strategies include Strategies A.2.1-A.2.4 in Goal A, Provide Education System Leadership, Guidance, and Resources, and Strategies B.1.1-B.3.1 in Goal B, Provide System Oversight and Support. For purposes of this rider, funds appropriated for the purpose of funding the Foundation School Program consist of the sum certain appropriation contained in Rider 3, Foundation School Program Funding.

Funds appropriated to the Texas Education Agency in non-administrative strategies may not be spent for administrative purposes unless they are first transferred to an administrative strategy in accordance with this rider. The agency shall not transfer out of a non-Foundation School Program strategy. As a specific exception to this requirement, if the Department of Information Resources requires the Texas Education Agency to utilize the data center services contract to obtain information technology goods or services needed for the implementation of a program in a non-Foundation School Program strategy, the agency may transfer an amount not to exceed the cost of the specific goods or services from the non-Foundation School Program strategy to the agency's Data Center Consolidation item of its capital budget. Any such transfer required by the Department of Information Resources is excluded from limitations on budgetary transfers described in Article IX, Part 14, of this Act. The Texas Education Agency shall notify the Legislative Budget Board of any such transfers not less than 15 calendar days prior to the transfer.

Funds appropriated to the Texas Education Agency for the purpose of funding the Foundation School Program may not be transferred to a non-Foundation School Program program item of appropriation or expended for a non-Foundation School Program program purpose unless the Commissioner of Education provides written notice to the Legislative Budget Board and to the Governor of intent to transfer such funds at least 45 calendar days prior to the execution of the transfer. Such transfers from the Foundation School Program appropriation to other items of appropriation shall not exceed \$8,000,000 in each fiscal year of the 2024-25 biennium.

The Commissioner of Education will provide written notice to the Legislative Budget Board and to the Governor of intent to transfer federal funds awarded to the Texas Education Agency through the Individuals with Disabilities Act (IDEA), Part B funds, which are set aside and reserved for state-level activities and allowed to be used for IDEA administrative purposes, and appropriated above from non-administrative strategies to IDEA administrative programs 45 calendar days prior to the execution of the transfer. Transferred funding shall support the agency's administration of federal IDEA, Part B programs as allowable by federal regulations. This transfer may not exceed \$10,000,000 per biennium and is excluded from the \$8,000,000 transfer limit referenced above.

From amounts included within the \$8,000,000 transfer allowance, the Commissioner may annually transfer up to \$1,000,000 of appropriated funds to an administrative strategy only upon approval of the Legislative Budget Board and the Governor's Office.

The Comptroller of Public Accounts shall cooperate as necessary to assist the completion of a transfer and spending made under this section.

TEXAS EDUCATION AGENCY

(Continued)

- 25. Additional Funding Sources.** If the appropriations provided by this Act for the Foundation School Program are not sufficient to provide for expenditures for enrollment growth, district tax rate or taxable value of property, after accounting for any other appropriations made to the TEA and available for transfer for this purpose, the Legislative Budget Board and the Governor may provide for and may direct, the transfer of sufficient amounts of funds to the TEA from appropriations made elsewhere in this Act.
- 26. Funding for Juvenile Justice Alternative Education Programs.**
- (a) Out of the funds appropriated above in Strategy B.2.2, Health and Safety, an estimated \$5,937,500 in General Revenue funds in fiscal year 2024 and \$5,937,500 in General Revenue funds in fiscal year 2025 shall be transferred to the Texas Juvenile Justice Department for the support of Juvenile Justice Alternative Education Programs.
 - (b) The actual amount transferred to the Texas Juvenile Justice Department shall be determined by a formula established in the bill pattern for the Texas Juvenile Justice Department that is based on a reimbursement rate, average daily attendance, and other pertinent factors.
 - (c) Should the amount identified in subsection (a) be insufficient to make such a transfer to the Texas Juvenile Justice Department as identified in subsection (b), the Commissioner of Education may transfer from the Foundation School Program an amount up to the difference between subsection (a) and subsection (b) to Strategy B.2.2, Health and Safety. This difference would be transferred to the Texas Juvenile Justice Department for the purpose described in subsection (a).
 - (d) Any transfer from the Foundation School Program to Strategy B.2.2, Health and Safety pursuant to subsection (c), shall be subject neither to the transfer restrictions included in the General Provisions of this Act nor to the limitations on transfers included in Texas Education Agency Rider 24, Limitation on Transfer and Use of Funds. At least 45 days prior to any transfer from the Foundation School Program, as described in subsection (c), the Commissioner of Education shall notify the Legislative Budget Board and the Governor of the amount and purpose of the transfer.
- 27. FSP Funding for the Texas Juvenile Justice Department.** Out of the funds appropriated above in Strategy B.2.2, Health and Safety, the Texas Education Agency shall allocate to the Texas Juvenile Justice Department a basic allotment of the Foundation School Program minus the amounts allocated to the department pursuant to Texas Education Code, Section 30.102(a), for each student in average daily attendance. These amounts are estimated to be \$4,392,040 in fiscal year 2024 and \$4,001,840 in fiscal year 2025. This transfer shall not be subject to the limitation in Rider 24, Limitation on the Transfer and Use of Funds.
- 28. Regional Education Service Center Dyslexia and Related Disorders Coordinators.** Out of the funds appropriated above in Strategy A.2.3, Students with Disabilities, the Commissioner of Education shall allocate \$275,000 (\$125,000 per year of General Revenue and \$150,000 per year of federal IDEA discretionary funds) in each year of the biennium to assist the joint program of coordinators for dyslexia and related disorders services at the Regional Education Service Centers pursuant to Texas Education Code, Section 38.003. The joint program shall include as required elements the proper identification of students with dyslexia and support in how to best serve those students. The Regional Education Service Centers shall ensure that the program uses resources efficiently to provide a coordinator to any school district or charter school that needs one.
- 29. Certification of Pre-kindergarten Expenditures.** Out of the funds appropriated above in Strategy A.1.1, FSP - Equalized Operations, the Texas Education Agency shall report to the Legislative Budget Board each year of the biennium the maximum pre-kindergarten expenditures allowable under federal law as maintenance of effort for Temporary Assistance for Needy Families (TANF) and state match for the Child Care Development Fund. TEA shall calculate allowable expenditures using currently collected data elements and incorporating a methodology developed in coordination with the Legislative Budget Board.
- 30. Recorded Instructional Materials.** Out of the funds appropriated above in Strategy A.2.3, Students with Disabilities, the Commissioner shall expend an amount not to exceed \$200,000 in fiscal year 2024 and \$200,000 in fiscal year 2025 to continue a program of providing state-adopted instructional materials using digital audio technology for students with visual impairment and other print disabilities as appropriate in prekindergarten through 12th grade.

TEXAS EDUCATION AGENCY

(Continued)

Out of the funds appropriated above in Strategy A.2.3, Students with Disabilities, the Commissioner shall expend an amount not to exceed \$1,500,000 in fiscal year 2024 and \$1,500,000 in fiscal year 2025 for the purpose of conducting an educational outreach program to provide instructional materials in accessible formats to individuals with print disabilities affording reading accommodation and providing instruction and training in the use of accessible instructional materials and related assistive technology.

31. Local Educational Agency Risk Pool. Out of the funds appropriated above in Strategy A.2.3, Students with Disabilities, the Commissioner shall implement the provisions of the Individuals with Disabilities Education Act (IDEA) of 2004, pertaining to a local educational agency risk pool. The Commissioner shall allocate allowable amounts under the Act for the 2024 fiscal year and the 2025 fiscal year to establish the high cost fund to assist districts and charter schools with high need students with disabilities. It is the intent of the Legislature that the use of these funds by school districts and charter schools does not violate the least restrictive environment requirements of IDEA of 2004, relating to placement and state funding systems that distribute funds based on type of setting.

32. Early Childhood Intervention. Out of the funds appropriated above in Strategy A.2.3, Students with Disabilities, \$16,498,102 in fiscal year 2024 and \$16,498,102 in fiscal year 2025 shall be set aside from the Special Education allotment and transferred to the Health and Human Services Commission to support Early Childhood Intervention eligibility determination and comprehensive and transition services. This set-aside shall not affect the calculation of the number of students in weighted average daily attendance under Section 48.202 of the Texas Education Code.

The Texas Education Agency (TEA) shall enter into a Memorandum of Understanding (MOU) with the Health and Human Services Commission for the purpose of supporting Early Childhood Intervention eligibility determination and comprehensive and transition services. The MOU shall include a listing of the specific services that the funding will support and any other provisions the agencies deem necessary. TEA shall provide a signed copy of the Memorandum of Understanding to the Legislative Budget Board and the Governor, no later than October 1, 2024.

33. Funding for Regional Education Service Centers. Out of the funds appropriated above in Strategy A.2.4, School Improvement and Support, the Commissioner shall distribute \$11,875,000 in fiscal year 2024 and \$11,875,000 in fiscal year 2025 to Regional Education Service Centers to provide professional development and other technical assistance services to school districts. No more than one-third of the amounts identified in this rider shall be distributed by the Commissioner for core services based on criteria established in Texas Education Code, Section 8.121. The remaining amounts shall be distributed through a formula based on:

- (a) geographic considerations; and
- (b) school districts serving less than 1,600 students and open-enrollment charter schools.

The formula for distribution shall be determined by the Commissioner but shall provide enhanced funding to Regional Education Service Centers that primarily serve small and rural school districts. The Commissioner shall obtain approval for the distribution formula from the Legislative Budget Board and the Governor if a change has been made from the prior year's formula for distribution.

Each Regional Education Service Center shall include in the biennial report to the Commissioner, by a date and in a format established by the Commissioner, the following data as relates to expenditures in the prior state fiscal year:

- (a) the amount of savings provided to school districts as a result of services provided by a Regional Education Service Center, by total amount and on a per student in weighted average daily attendance (WADA) served basis;
- (b) services provided by the Regional Education Service Centers and a cost comparison to similar services provided by alternative providers;
- (c) for each service provided by the Regional Education Service Center, the number of full-time equivalent Regional Education Service Center positions, total salaries, and the method of financing associated with the service; and

TEXAS EDUCATION AGENCY

(Continued)

- (d) a description of all programs and funding amounts (contracts and grants) transferred from TEA to the Regional Education Service Centers during the prior state fiscal year. The report shall identify instances in which a transfer is added to the administrative cost of a program and any evidence suggesting that a transfer delayed the distribution of program funds to school districts.

The Commissioner shall provide a consolidated report of the data described above no later than December of each even numbered year, to the Legislative Budget Board, the Governor's Office, and to the presiding officers of the standing committees with primary jurisdiction over public education in the Texas House and the Texas Senate.

No funds transferred to the Regional Education Service Centers or to school districts may be used to hire a registered lobbyist.

- 34. Receipt and Use of Grants, Federal Funds, and Royalties.** The Commissioner of Education is authorized to apply for, receive and disburse funds in accordance with plans or applications acceptable to the responsible federal agency or other public or private entity that are made available to the State of Texas for the benefit of education and such funds are appropriated to the specific purpose for which they are granted. For the 2024-25 biennium, the Texas Education Agency is appropriated any royalties and license fees from the sale or use of education products developed through federal and state funded contracts managed by the agency. The Texas Education Agency shall report on a quarterly basis to the Legislative Budget Board and to the Governor on grants or earnings received pursuant to the provisions of this rider, and on the planned use of those funds.

Any grant or royalty balances as of August 31, 2024, are appropriated for the 2025 fiscal year for the same purpose.

- 35. Child Nutrition Program.** It is the intent of the Legislature that the Child Nutrition Program payments to independent school districts be budgeted at the Texas Education Agency. Included in the amounts appropriated above to the Texas Education Agency for the 2024-25 biennium is \$4,954,629,696 out of Federal Funds and \$27,247,874 out of the General Revenue Fund to provide reimbursements for the National School Lunch, School Breakfast, After School Care, and Seamless Summer Option Programs.

Under the authority of the letter of agreement between the U.S. Department of Agriculture and the Texas Department of Agriculture, the Texas Department of Agriculture shall administer the Child Nutrition Program. Included in the amounts appropriated elsewhere in this Act to the Texas Department of Agriculture for the 2024-25 biennium is \$69,404,200 out of Federal Funds and \$398,248 out of the General Revenue Fund in Strategy C.1.1, Support Federally Funded Nutrition Programs in Schools and Communities, to administer the Child Nutrition Program.

Any unexpended balances as of August 31, 2024, are hereby appropriated to fiscal year 2025 for the same purpose.

- 36. JJAEP Accountability.** The Commissioner shall provide information to the Texas Juvenile Justice Department (TJJD) for the purpose of the TJJD preparing the juvenile justice alternative education program performance assessment report and submitting the report to the Legislative Budget Board and the Governor by May 1, 2024. The Commissioner shall provide to the TJJD the requested information if the request provides a minimum of 20 business days in which to respond.

- 37. Capital Budget Expenditures from Federal and Other Funding Sources.** The Texas Education Agency is exempted from the capital budget rider provisions contained in Article IX of this Act when gifts, grants, inter-local funds, and federal funds are received in excess of the amounts identified in the agency's capital budget rider and such funds are designated by the donor, grantor, or federal agency for the purchase of specific capital items.

Amounts expended from these funding sources shall not count against the limitation imposed by capital budget provisions elsewhere in this Act. For projects related to revision of major state data systems, TEA shall notify the Legislative Budget Board and the Governor upon receipt of such funds of the amount received and the planned expenditures. It is the intent of the Legislature that projects funded in any part under the authority of this rider not be exempt from any requirements of the Quality Assurance Team.

TEXAS EDUCATION AGENCY

(Continued)

The Texas Education Agency may transfer from a non-capital budget item to an existing capital budget item or a new capital budget item not present in the agency's bill pattern to purchase furniture or offices supplies for staff, provided that those staff support the implementation of a federal program and are completely paid for with federal funds appropriated above. Such a purchase is contingent upon:

- (a) implementation of a new, unanticipated project that is 100 percent federally funded; or
- (b) the unanticipated expansion of an existing project that is 100 percent federally funded; and
- (c) notification to the State Auditor's Office and the Comptroller of Public Accounts, and approval from the Legislative Budget Board and Governor.

The request shall be considered approved unless the Legislative Budget Board or the Governor issue a written disapproval within 15 business days after the date the Legislative Budget Board staff concludes its review of the proposal to expend the funds and forwards the review to the Chair of the House Appropriations Committee, Chair of the Senate Finance Committee, Speaker of the House, and Lieutenant Governor. Any requests for additional information made by the Legislative Budget Board shall interrupt the counting of the 15 business days.

38. Permanent School Fund Distribution Rate. At least 45 days prior to the adoption of the distribution rate from the Permanent School Fund to the Available School Fund by the State Board of Education, the Texas Education Agency shall report to the Legislative Budget Board and the Governor on the following:

- (a) The distribution rate or rates under consideration;
- (b) The assumptions and methodology used in determining the rate or rates under consideration;
- (c) The annual amount the distribution rate or rates under consideration are estimated to provide, and the difference between them and the annual distribution amounts for the preceding three biennia; and
- (d) The optimal distribution amount for the preceding biennium, based on an analysis of intergenerational equity, and the difference between it and the actual distribution amount.

39. Educator Quality and Leadership. Out of General Revenue Funds appropriated above in Strategy B.3.1, Improving Educator Quality and Leadership, the Commissioner shall expend \$14,500,000 in fiscal year 2024 and \$14,500,000 in fiscal year 2025 for initiatives that will systematically transform educator quality and effectiveness statewide through improved teacher and principal hiring and recruitment, mentoring, preparation including standards related to educator preparation and program quality, induction, evaluation, professional development, including micro-credential certification programs, career pathways, and retention. The Commissioner shall ensure that funds directed by this rider are allocated in a manner that maximizes receipt of federal grant funding for similar purposes.

From amounts referenced in the paragraph above, the Commissioner shall set aside funds for the following purposes:

- (a) \$5,000,000 for the 2024-25 biennium to implement standards on educator quality, including standards related to educator preparation and principal quality;
- (b) \$2,000,000 for the 2024-25 biennium for Humanities Texas to support the Teacher Institute program targeting teachers in their first or second year of service in geographic areas with low student achievement on state assessments; and
- (c) \$14,500,000 for the 2024-25 biennium to support Innovative Programs that support educator development or increase achievement outcomes based on a proven and demonstrable track record of improving student, campus, and district achievement, such as Math Innovation Zones and Replicating Great Options. The Commissioner shall require any entity with which the Texas Education Agency contracts for purposes of administering Innovative Programs to provide any expenditure and performance data deemed necessary to assess the success of the program.

TEXAS EDUCATION AGENCY

(Continued)

- (d) \$500,000 for the 2024-25 biennium for the development and implementation of a Digital Teaching Micro-Credential to recognize educator readiness and skill in delivering virtual education with excellence and geared toward student success.

Any unexpended balances as of August 31, 2024, are appropriated to fiscal year 2025 for the same purpose.

- 40. Early Childhood School Readiness Program.** Out of funds appropriated above in Strategy A.2.1, Statewide Educational Programs, \$3,250,000 in fiscal year 2024 and \$3,250,000 in fiscal year 2025 shall be distributed to the Children's Learning Institute at the University of Texas Health Science Center at Houston to be used to support the Early Childhood School Readiness Program. The Early Childhood School Readiness Program resources and services will be provided to public prekindergarten, Head Start, university early childhood programs, and/or private non-profit early childhood care programs that have entered into an integrated program with a public school. The Texas Education Agency shall expend these funds in accordance with the following provisions:

Funds shall be distributed on a competitive grant basis to preschool programs to provide scientific, research-based instruction across primary development domains including, but not limited to, physical, mathematical concepts and thinking, language and communication, literacy, reading and writing, and social emotional development with the goal of directly improving the skills of three- and four-year-old children and improving overall kindergarten readiness. To be eligible for the grants, applicants must serve at least 75 percent low income students, as determined by the Commissioner. It is the intent of the Legislature that the Texas Education Agency participate to the extent practicable in interagency early childhood education and care coordination initiatives. This includes, but is not limited to, participation in the Head Start collaboration project or any other interagency entity formed to address the coordination of early childhood care and education service delivery and funding.

From amounts referenced above, the Texas Education Agency shall ensure that the Children's Learning Institute at the University of Texas Health Science Center at Houston uses funds to support the Texas School Ready! system, Engage, and CIRCLE platforms and implement the following requirements:

- (a) Provide statewide online access to research-based professional development for beginning, intermediate and advanced instruction and activities across the primary developmental domains;
- (b) Provide statewide online access to research-based professional development courses across the primary developmental domains;
- (c) Provide statewide access and support for CIRCLE student progress monitoring to assist teachers with determining a child's progress in the primary developmental domains and plan effective instruction; and
- (d) Significantly increase the impact and use of the Texas School Ready! system, Engage, and CIRCLE platforms.

The Commissioner shall require The Children's Learning Institute to provide any expenditure and performance data deemed necessary to assess the success of the program in meeting the requirements identified in this rider.

In the expenditure of funds referenced above, the Texas Education Agency or any entity with which the Texas Education Agency contracts for purposes of administering programs under this rider shall comply with contract management requirements pursuant to Texas Government Code, Chapter 2262.

As a condition of receipt of these funds, the Commissioner shall require the Children's Learning Institute to submit a report to the Governor, the Lieutenant Governor, the Speaker of the House, the Legislative Budget Board, and the presiding officers of the standing committees of the Legislature with primary jurisdiction over public education not later than December 1 of each year providing detailed information on the expenditure of state funds and performance data in the prior fiscal year for purposes of programs administered under this rider.

Any unexpended balances as of August 31, 2024, are appropriated to fiscal year 2025 for the same purpose.

TEXAS EDUCATION AGENCY

(Continued)

- 41. Student Success Initiative/Community Partnerships.** Out of funds appropriated above in Strategy A.2.1, Statewide Educational Programs, the Commissioner shall expend \$5,245,000 in General Revenue in fiscal year 2024 and \$5,245,000 in General Revenue in fiscal year 2025 for the Student Success Initiative/Community Partnerships. The Commissioner shall award grants to schools with high percentages of students who do not perform satisfactorily on relevant state assessments, and that serve the most struggling neighborhoods, as determined by the Commissioner, to implement a comprehensive support program that increases the number of students performing on grade level by leveraging academic, community, and governmental supports. The Commissioner shall prioritize issuing awards based on applications that demonstrate a commitment to improved outcomes on clear performance measures.

The Commissioner may require any entity with which the Texas Education Agency contracts for purposes of administering the programs under this rider to provide any expenditure and performance data deemed necessary to assess the success of the program.

Any unexpended balances as of August 31, 2024, are appropriated to fiscal year 2025 for the same purpose.

- 42. School Improvement and Governance Support.** Out of General Revenue funds appropriated above in Strategy A.2.4, School Improvement and Support Programs, the Commissioner shall expend \$1,237,500 in fiscal year 2024 and \$1,237,500 in fiscal year 2025 to provide intervention, governance and turnaround assistance, and technical assistance to campuses, districts and charter schools in accordance with provisions related to the state accountability system under Texas Education Code, Chapter 39, and federal law related to school accountability.

From amounts referenced above, the Commissioner shall set aside funds for the following purposes:

- (a) to provide campus, charter, and district intervention;
- (b) to provide governance and turnaround assistance services to districts and campuses with identified student performance or financial concerns; and
- (c) to provide technical or governance assistance to charter schools.

Any unexpended balances as of August 31, 2024, are hereby appropriated to fiscal year 2025 for the same purpose.

- 43. Virtual School Network.** From funds appropriated above in Strategy B.3.5, Information Systems and Technology, \$400,000 in General Revenue in each fiscal year of the 2024-25 biennium shall be used for the operation of a state virtual school network. The Commissioner shall use agency resources and information systems to operate the state virtual school network.

In addition to the amounts above, all revenues received under the authority of Texas Education Code, Chapter 30A are hereby appropriated to the Texas Education Agency for the 2024-25 biennium for the purpose of administering the state virtual school network.

Any unexpended balances as of August 31, 2024, are appropriated to fiscal year 2025 for the same purpose.

- 44. Texas Advanced Placement Initiative.** Out of the General Revenue funds appropriated above in Strategy A.2.1, Statewide Educational Programs, the Commissioner shall spend \$9,250,000 in fiscal year 2024 and \$9,250,000 in fiscal year 2025 to fund the Texas Advanced Placement Initiative.

In the administration of the Texas Advanced Placement Initiative, funding shall be allocated for both the pre-Advanced Placement/International Baccalaureate activities and for the Advanced Placement Incentive Program. In the allocation of funding for the Texas Advanced Placement Initiative, the Texas Education Agency shall award funds for examination fee subsidies for students and for teacher training.

It shall be the goal of the Texas Education Agency that Advanced Placement/International Baccalaureate courses are available at as many public school campuses as possible, without regard to the rural/urban status of the campus and the socioeconomic characteristics of its students.

TEXAS EDUCATION AGENCY

(Continued)

Any unexpended balances as of August 31, 2024, are appropriated to fiscal year 2025 for the same purpose.

- 45. Teach for America.** From funds appropriated above in Strategy B.3.1, Improving Educator Quality and Leadership, the Commissioner shall expend \$5,500,000 in General Revenue in fiscal year 2024 and \$5,500,000 in General Revenue in fiscal year 2025 to support the Teach for America program in Texas.

It is the intent of the Legislature that by the end of fiscal year 2025 at least 2,100 Teach for America public school employees be employed in Texas schools that serve a proportion of economically disadvantaged students above the state average.

Funding shall be allocated in such a manner as to prioritize employment of Teach for America teachers in the field of mathematics to the extent practicable.

As a condition of receipt of these funds, the Commissioner shall require Teach for America to work jointly with the Texas Education Agency and representatives of districts which employ Teach for America graduates on implementing a plan to improve retention rates of Teach for America teachers. The Commissioner shall require Teach for America to provide any expenditure and performance data deemed necessary to assess the success of Teach for America in meeting the requirements identified in this rider.

In addition, the Commissioner shall require the provision of information on:

- (a) the number of Teach for America first and second year corps members (identified by cohort) in the state specified by school year and public school district or charter campus to which they are assigned;
- (b) the number of Teach for America graduates in the state who are employed by a public school district or charter, by school year, length of service, job title, district or charter campus of current employment, and district or charter campus to which the graduate was initially assigned;
- (c) the number of Teach for America graduates in the state who are no longer employed by a public school district or charter, length of service, and reason for leaving public school employment; and
- (d) demographic information for Teach for America corps members and graduates as determined by the Commissioner.

The Commissioner shall submit a report to the Legislative Budget Board and the Office of the Governor on implementation of the teacher retention plan, success of the Teach for America program, and requested data by November 1, 2024.

- 46. Amachi Texas.** From funds appropriated above in Strategy A.2.2, Achievement of Students at Risk, the Commissioner shall allocate \$5,000,000 in General Revenue in each fiscal year of the 2024-25 biennium to the Amachi Texas program for mentoring children of incarcerated parents and other at-risk identified students. To the extent possible, in the administration of the Amachi Texas program, Big Brothers Big Sisters Lone Star shall coordinate with other community-based entities providing training for mentors and mentoring services and shall seek additional funding from other private and public sources in order to expand services to more eligible children. The Commissioner may require Big Brothers Big Sisters Lone Star to provide any expenditure and performance data necessary to assess the success of the program.

Any unexpended balances available as of August 31, 2024, are appropriated to fiscal year 2025 for the same purpose.

- 47. Texas Academic Innovation and Mentoring.** From funds appropriated above in Strategy A.2.1, Statewide Educational Programs, the Commissioner shall allocate \$2,137,500 in General Revenue in each fiscal year of the 2024-25 biennium to the Texas Alliance of Boys and Girls Clubs for statewide operation of the Texas Academic Innovation and Mentoring Program (Texas AIM). The Commissioner may require the Texas Alliance of Boys and Girls Clubs to provide any expenditure and performance data necessary to assess the success of the program.

TEXAS EDUCATION AGENCY
(Continued)

Any unexpended balance as of August 31, 2024, are appropriated for the fiscal year 2025 for the same purpose.

- 48. Perkins Reserve Fund Distribution.** In the distribution of federal funds appropriated above in Strategy A.2.1, Statewide Educational Programs, the agency shall include the percentage of a school district's Career and Technical Education courses that meet a regional labor market need as defined by the Local Workforce Development Board for the district's region as one of the criteria for distribution of Reserve Funds from the Perkins Basic Grant to school districts, in accordance with federal law. A region is defined as the Workforce Development Areas organized by the Texas Workforce Commission.

The agency shall include information on the impact of this provision to the distribution of Reserve Funds to Texas school districts in its Perkins Consolidated Annual Report to the U.S. Department of Education.

- 49. Texas Gateway and Online Resources.** Out of General Revenue funds appropriated above in Strategy A.2.1, Statewide Educational Programs, the Commissioner shall allocate \$7,302,500 in each fiscal year of the 2024-25 biennium to support online educator and student resources. From amounts referenced above, the Commissioner shall set aside funds for the following purposes:

- (a) \$3,000,000 in each fiscal year of the 2024-25 biennium for the hosting, and maintenance of online educator and student educational resources and the secure provisioning of user accounts;
- (b) \$1,352,500 in each fiscal year the 2024-25 biennium for the Lesson Study Initiative which include teacher development of best-practice lessons and supporting tools;
- (c) \$1,950,000 in each fiscal year of the 2024-25 biennium to reimburse districts for costs related to students taking On Ramps Dual Enrollment courses; and
- (d) \$1,000,000 in each fiscal year of the 2024-25 biennium to reimburse district costs related to professional development provided by UTeach and other providers, focused on improving blended-learning teacher preparation.

To ensure effective monitoring of programs funded by this rider and the efficient use of public resources, the Commissioner of Education may use funds appropriated above and allocated by this rider to develop tools necessary to collect, manage, and analyze performance data on the programs funded by this rider. The Texas Education Agency shall notify the Legislative Budget Board at least 30 days prior to the date the agency expects to expend funds for such purposes.

The Commissioner shall report to the Legislative Budget Board and the Office of the Governor expenditure and performance data by October 1 of each fiscal year. The information submitted must include:

- (a) Measures of program impact, including the number of school districts and open-enrollment charter schools served; the number of campuses served; the number of teachers served; and the number of students served by the program;
- (b) Measures of program effectiveness, including student achievement and teacher growth; and
- (c) Program expenditures delineated by activity.

Any unexpended balances as of August 31, 2024, are appropriated to fiscal year 2025 for the same purpose.

- 50. Contingent Appropriation: Charter District Bond Guarantee Reserve Fund.** Contingent on the Commissioner of Education receiving a determination that a charter district will be or is unable to pay maturing or matured principal or interest on a guaranteed bond pursuant to Texas Education Code, Section 45.058, the Texas Education Agency is appropriated out of the available balance in the Charter District Bond Guarantee Reserve Fund an amount as necessary to make payments pursuant to Texas Education Code, Section 45.0591. If the balance in the Charter District Bond Guarantee Reserve Fund is insufficient to pay the amount due on a guaranteed bond, pursuant to Texas Education Code, Section 45.0591(b), the balance of the unpaid principal and interest shall be paid from the Permanent School Fund.

TEXAS EDUCATION AGENCY

(Continued)

51. Open Education Resource Instructional Materials. Out of funds appropriated above in Strategy B.2.1, Technology and Instructional Materials, the Commissioner shall set aside \$10,000,000 from the Technology and Instructional Materials Fund in each fiscal year of the biennium to issue a request for proposals for state-developed open education resource instructional materials under Texas Education Code, Section 31.071. It is the intent of the Legislature that the request should prioritize the procurement of materials in subject areas that constitute the bulk of school district purchases, including subject areas aligned with the State Board of Education curriculum revision schedule, advanced secondary courses supporting the study of science, technology, engineering, and mathematics, and courses commonly offered for dual credit under Texas Education Code, Section 28.009, for which the agency determines that high-quality open education resource instructional materials are not readily available. The commissioner shall collaborate with the commissioner of higher education to ensure that the rigor level of any state-developed open education resource instructional materials for dual credit courses is reflective of collegiate expectations.

The Commissioner shall require that any external entity developing open education resource instructional materials funded by this rider provide any data deemed necessary to assess the progress and success in developing such materials. The Commissioner shall annually submit a report by September 1 to the Governor, the Lieutenant Governor, the Speaker of the House, the Legislative Budget Board, and the presiding officers of the standing committees of the legislature with primary jurisdiction over public education. The report shall include information on the number and type of open education resource instructional materials developed, use of those materials by school districts and open-enrollment charter schools, and plans for assessing the effectiveness of those materials.

52. Reporting on Open-Enrollment Charter Schools. Out of funds appropriated above, the Texas Education Agency shall annually collect information from each open-enrollment charter school concerning fees collected from students by the open-enrollment charter school under the authority of Texas Education Code, Section 12.108 (b), and information about students enrolled in an open-enrollment charter school who do not complete the school year at the school. The agency shall produce and submit to the legislature by January 1 of each year a report that details the following:

- (a) the amount each open-enrollment charter school collects for each type of fee listed by Texas Education Code, Section 11.158 (a); and
- (b) the number of students enrolled in the charter school who do not complete the school year at the school by leaver code and by the six-week period the student exited.

53. Reporting on Year-Round Schools. Out of funds appropriated above, the Texas Education Agency shall maintain a list of schools operating on a year-round system under Texas Education Code, Section 25.084. The agency shall provide a list of the schools operating on a year-round system by January 1, 2024, and January 1, 2025. The information required by this rider shall be posted on the agency's website and submitted to the Governor, the Lieutenant Governor, the Speaker of the House, the Legislative Budget Board, and the presiding officers of the standing committees of the legislature with primary jurisdiction over public education.

54. Mathematics Achievement Academies. Out of General Revenue Funds appropriated above in Strategy A.2.1, Statewide Educational Programs, the Texas Education Agency shall use \$3,850,000 in fiscal year 2024 and \$3,850,000 in fiscal year 2025 to host highly professional, research-based Mathematics Achievement Academies for teachers who provide mathematics instruction to students at any grade level, to take place during the summer and school year, utilizing a curriculum focused on systemic instructional practices in mathematics in accordance with Texas Education Code, Section 21.4553. In adopting criteria for selecting teachers who may attend under Texas Education Code, Section 21.4553(c)(1) and (c)(2), the Commissioner shall prioritize campuses with high percentages of students who do not perform satisfactorily on relevant state assessments. The Commissioner may use funds appropriated above to implement provisions of legislation relating to monitoring the effectiveness of the Mathematics Achievement Academy and its effect on teacher performance.

Any unexpended balances as of August 31, 2024, are appropriated for fiscal year 2025 for the same purposes.

55. Literacy Achievement Academies. Out of General Revenue Funds appropriated above in Strategy A.2.1, Statewide Educational Programs, the Texas Education Agency shall use \$7,125,000 in fiscal year 2024 and \$7,125,000 in fiscal year 2025 to host highly professional,

TEXAS EDUCATION AGENCY
(Continued)

research-based Literacy Achievement Academies for teachers who provide reading instruction to students at any grade level with a curriculum including the identification of students with dyslexia and focused on how to teach core reading and writing skills in accordance with Texas Education Code, Section 21.4552. In adopting criteria for selecting teachers who may attend under Texas Education Code, Section 21.4552(c)(1) and (c)(2), the Commissioner shall prioritize campuses with high percentages of students who do not perform satisfactorily on relevant state assessments.

Any unexpended balances as of August 31, 2024, are appropriated for fiscal year 2025 for the same purposes.

- 56. Disposition of Property and Use of Funds from Closed Charter Schools.** Any recovered state funds distributed under Texas Education Code, Section 12.106, after the revocation or other cessation of operation of an entity under Texas Education Code, Chapter 12, are appropriated to the Texas Education Agency for the management and closure of entities and disposition of state property under Texas Education Code, Chapter 12. Proceeds from the sale of real property returned to the state due to revocation or other cessation of operation of an entity under Texas Education Code, Chapter 12, are appropriated to the Texas Education Agency for the management and closure of entities and disposition of state property under Texas Education Code, Chapter 12.

Funds or assets recovered through the exercise of remedies by the Texas Education Agency pursuant to a security interest in real property that is pledged as security for guaranteed bonds of charter districts under Texas Education Code, Subchapter C, Chapter 45, Subtitle I, Title 2, shall be transferred to the charter district bond guarantee reserve fund. In the case that assets of the Permanent School Fund were expended to pay debt service on such bonds, any recovered funds or assets or proceeds thereof that were pledged as security for guaranteed bonds of charter districts under Texas Education Code, Subchapter C, Chapter 45, Subtitle I, Title 2, shall be transferred to the Permanent School Fund, to the extent so expended.

Any unexpended and unobligated balances identified by this section remaining as of August 31, 2023, are appropriated for the same purpose for the biennium beginning in September 1, 2023. Any unexpended and unobligated balances identified by this section remaining as of August 31, 2024, are appropriated for the same purpose for the fiscal year beginning September 1, 2024. Funds appropriated to the Texas Education Agency by this section that are unexpended and unobligated in excess of \$2 million on the last day of the fiscal biennium are transferred to the Charter District Bond Guarantee Reserve Fund. In pursuing disposition of state real property:

- (a) The Attorney General shall represent the Texas Education Agency in transferring title to the state, and
- (b) The General Land Office, upon request of the Commissioner of Education, may enter into an interagency agreement to assist with the marketing and sale of the state real property in an expedient manner and that allows the recovery of costs.

Other than amounts transferable to the Permanent School Fund or the charter district bond guarantee reserve fund, one hundred percent of the receipts of property sold resulting from the revocation or cessation of operation of an entity under Texas Education Code, Chapter 12, are appropriated to the Texas Education Agency for funding the management and closure of entities and disposition of state property under Texas Education Code, Chapter 12. Any unexpended and unobligated balances identified by this section remaining as of August 31, 2023, are appropriated for the same purpose for the biennium beginning in September 1, 2023. Any unexpended and unobligated balances identified by this section remaining as of August 31, 2024, are appropriated for the same purpose for the fiscal year beginning September 1, 2024.

- 57. FitnessGram Program.** From funds appropriated above in Strategy B.2.2, Health and Safety, the Commissioner of Education shall allocate \$1,900,000 in the 2024-25 biennium from General Revenue Funds for the purposes of physical fitness assessments and related analysis. Notwithstanding any other provision of this Act, no amount of this funding may be expended for any other purpose except as described in this rider.

Notwithstanding Rider 24, Limitation on the Transfer and Use of Funds, out of amounts appropriated above and allocated by this rider, the Texas Education Agency shall transfer an amount not to exceed \$300,000 in the 2024-25 biennium to Strategy B.3.2, Agency Operations, to use in managing and analyzing physical fitness assessment data provided by school districts, as required by Texas Education Code, Section 38.104. The agency shall use agency personnel to fulfill the statutory requirements of Texas Education Code, Section 38.104. All other funding

TEXAS EDUCATION AGENCY

(Continued)

directed by this rider shall be used to provide grants to school districts to support the administration of physical fitness assessments and related activities required by Texas Education Code, Section 38.101 and Section 38.103.

Any unexpended balances as of August 31, 2024, are appropriated to fiscal year 2025 for the same purpose.

58. College and Career Readiness School Models. Out of funds appropriated above in Strategy A.2.1, Statewide Educational Programs, \$8,075,000 in General Revenue in each fiscal year of the 2024-25 biennium is allocated to support College and Career Readiness School Models, including Pathways in Technology Early College High School (P-TECH), Early College High School, and Texas Science Technology Engineering and Mathematics (T-STEM) programs. Notwithstanding any other provision of this Act, The Texas Education Agency may transfer an amount not to exceed \$200,000 in each fiscal year to Strategies B.3.2-B.3.5 for the purpose of providing administrative support for these programs.

A minimum of \$4,500,000 in General Revenue each fiscal year of the 2024-25 biennium shall be used to support P-TECH programs that align with the Early College High School requirements outlined in Texas Education Code, Section 29.908(b), and include the following additional components:

- (a) dual-credit enrollment for every student participating for four to six years at no cost to the students;
- (b) academic and support services including higher education faculty, instructional materials, lab fees, and transportation;
- (c) staff to serve as liaisons between districts, higher education institutions, and business partners; and
- (d) high school and college counseling, intervention specialists, and other staff trained in providing support for students in the program.

The Commissioner shall require any entity with which the Texas Education Agency contracts for purposes of administering the programs under this rider to provide any expenditure and performance data deemed necessary to assess the success of the program.

Any unexpended balances as of August 31, 2024, are appropriated to fiscal year 2025 for the same purpose.

59. Public Education State Funding Transparency. Out of funds appropriated above to the Texas Education Agency, the agency shall evaluate, for the existing and prior four biennia, state aid provided through the Foundation School Program for school districts per student in average daily attendance and per student in weighted average daily attendance. In its evaluation, the agency shall compare state aid with the rate of inflation and other factors impacting school district costs. The agency shall report its findings to the Governor, the Legislative Budget Board, and the appropriate legislative education standing committees by January 1, 2024.

No later than January 1, 2025, the Texas Education Agency shall report on its external website the following information related to the Foundation School Program for fiscal years 2014 through 2024:

- (a) the average daily attendance for charter holders;
- (b) the average daily attendance for school districts;
- (c) local revenue for public education;
- (d) state aid for public education;
- (e) the amount of state aid provided per student in average daily attendance for school districts, represented in constant dollars;
- (f) the amount of state aid provided per student in average daily attendance for charter holders, represented in constant dollars;

TEXAS EDUCATION AGENCY
(Continued)

- (g) the amount of recapture revenue, represented in constant dollars;
- (h) the total funding provided to school districts, represented in constant dollars.

Constant dollars should consider the rate of inflation and other factors impacting school district costs.

- 60. Report on Effectiveness of Certain TEA Programs.** Out of funds appropriated above in Strategy B.3.4, Central Administration, the Texas Education Agency (TEA) shall prepare a report on the effectiveness of programs designed to accelerate student learning and support school districts and open-enrollment charter schools in meeting state performance expectations and the requirements of House Bill 4545 of the Eighty-seventh Legislature or similar legislation relating to the assessment of public school students. The report shall identify and quantify whether measurable improvements in relevant student outcomes are attributable to each program. The report shall also include a study of the efficacy and fidelity of data analysis produced through locally implemented evaluations of educational technology programs, digital learning resources, and instructional materials. The Commissioner may require any entity with which TEA contracts for purposes of administering a program to provide any expenditure and performance data necessary to assess the success of the program.

In collaboration with the Legislative Budget Board (LBB), TEA shall develop a list of the programs and entities to be evaluated in the report. The report shall be distributed to the House Public Education Committee, the Senate Education Committee, the House Appropriations Committee, the Senate Finance Committee, the Governor, and the LBB by November 1, 2024.

Notwithstanding TEA Rider 24, Limitation on the Transfer and Use of Funds, an amount determined by the Commissioner, not to exceed five percent of the funds appropriated for each program evaluated, may be expended to enable ongoing program evaluation.

- 61. Grants for Students with Autism.** Out of General Revenue Funds appropriated above in Strategy A.2.3, Students with Disabilities, the Texas Education Agency (TEA) shall use \$10,000,000 in fiscal year 2024 and \$10,000,000 in fiscal year 2025 to provide grants for innovative services for students with autism. Such innovative services may include the use of interactive technology. These grants shall be made in accordance with Texas Education Code, Section 29.026.

Any unexpended balances as of August 31, 2024, are appropriated to fiscal year 2025 for the same purpose.

- 62. Interstate Education Compacts.** Out of General Revenue Funds appropriated above in Strategy B.3.4, Central Administration, the Commissioner shall allocate an amount not to exceed \$320,000 in each fiscal year of the 2024-25 biennium for interstate education compact fees as authorized under Texas Education Code, Sections 160.02, 161.01, and 162.02.

- 63. Funding for Customized School Safety Programming.** Out of funds appropriated above in Strategy B.2.2, Health and Safety, the Commissioner shall allocate \$1,000,000 in General Revenue Funds in each fiscal year of the biennium to a non-governmental organization with an established safe school institute for the purposes of providing customized school safety programming. The Commissioner may require the organization to provide any expenditure and performance data necessary to assess the success of the program.

- 64. Grants for Pre-K Services at Intergenerational Facilities.** Out of the General Revenue funds appropriated above in Strategy A.2.1, Statewide Educational Programs, the Commissioner shall spend \$500,000 in fiscal year 2024 and \$500,000 in fiscal year 2025 to fund grants to community non-profit organizations to provide Pre-K services at intergenerational facilities that also provide elderly daycare services in zip codes with below median household income.

Any unexpended balances as of August 31, 2024, are appropriated to fiscal year 2025 for the same purpose.

- 65. Mobile STEM Laboratory Grant Program.** Out of the General Revenue funds appropriated above in Strategy A.2.1, Statewide Educational Programs, the Commissioner shall allocate \$3,500,000 in the 2024-25 biennium to support additional infrastructure for eight additional mobile STEM labs, in addition to \$750,000 in fiscal year 2024 and \$3,250,000 in fiscal year 2025

TEXAS EDUCATION AGENCY
(Continued)

to provide grants for a mobile science, technology, engineering, and math (STEM) laboratory grant program.

Any unexpended balances as of August 31, 2024, are appropriated to fiscal year 2025 for the same purpose.

- 66. Athletic Programs for Students with Disabilities.** Included in funds appropriated above in Strategy A.2.3, Students with Disabilities, is \$3,000,000 in General Revenue funds in each year of the biennium to provide grants to organizations that provide statewide, Unified Sports, comprehensive early child development to adult transition programs with data-based health, social, leadership, transition and athletic programs for students with intellectual disabilities.
- 67. Foundation School Program Transfer Authority for Individuals with Disabilities Education Act State Maintenance of Financial Support.** Notwithstanding any other provisions of this Act, if the Commissioner of Education is notified of a final determination by the United States Department of Education that, for a prior fiscal year, the state did not meet maintenance of financial support (MFS) amounts for Part B of the Individuals with Disabilities Education Act (IDEA), or if the Commissioner of Education determines that the state will not meet state MFS amounts for Part B of the IDEA in the current fiscal year, the Commissioner of Education may transfer the amount estimated to be required to prevent an adverse federal action from the Foundation School Program appropriated in Strategy A.1.1, Foundation School Program - Equalized Operations from the Foundation School Fund No. 193 to Strategy A.2.3, Students with Disabilities to implement the Special Education Grant Program pursuant to the Texas Education Code, Section 29.018.

At least 30 days prior to the execution of such a transfer, the Commissioner of Education shall provide written notice to the Legislative Budget Board and the Governor of the intent to make such a transfer.

- 68. Blended Learning Grant Program.** Out of General Revenue Funds appropriated above in Strategy B.3.1, Improving Educator Quality and Leadership, \$6,000,000 in each fiscal year of the biennium is appropriated for the purpose of providing grants to school districts and open-enrollment charter schools to assist in developing and implementing effective blended learning models.
- 69. Local Designation Systems and Teacher Incentives.** Included in amounts appropriated above in Strategy B.3.1, Improving Educator Quality and Leadership, are all fees generated by the operation of local designation systems and teacher incentives as authorized under Texas Education Code, Sections 21.3521 and 48.112 (estimated to be \$2,084,000 in fiscal year 2024 and \$3,486,000 in fiscal year 2025). Fee revenue collections appropriated under this rider are to be used exclusively for the purpose of administering the programs under Texas Education Code, Sections 21.3521 and 48.112.

Notwithstanding Rider 24, Limitation on the Transfer and Use of Funds, and notwithstanding the transfer provisions of Article IX, Part 14, out of funds appropriated above and allocated by this rider, the Texas Education Agency may transfer fee revenue collections that are in excess of the Biennial Revenue Estimate to Strategies B.3.2, Agency Operations, and B.3.5, Information Systems - Technology, to use in administering the program.

Any unexpended and unobligated balances remaining as of August 31, 2023, are appropriated for the same purpose for the fiscal year beginning September 1, 2023. Any unexpended and unobligated balances remaining as of August 31, 2024, are hereby appropriated to fiscal year 2025 for the same purpose.

In addition, out of funds appropriated above in Strategy A.1.1, FSP-Equalized Operations, \$150,986,120 in fiscal year 2024 and \$197,681,715 in fiscal year 2025 is allocated for the local designation systems and teacher incentives under Texas Education Code, Sections 21.3521 and 48.112. The estimated number of designations for fiscal year 2024 include 2,349 master, 6,584 exemplary, and 8,079 recognized teachers. The estimated number of designations for fiscal year 2025 include 2,866 master, 8,360 exemplary, and 8,531 recognized teachers.

- 70. Reporting Requirement: COVID-19 Funding to School Districts.** Out of funds appropriated above, the Texas Education Agency shall develop a report detailing the value and uses of COVID-19 related Federal Funds provided to each school district and charter school since the beginning of the pandemic. The Texas Education Agency shall submit the report to the Governor, Legislative

TEXAS EDUCATION AGENCY
(Continued)

Budget Board, and any appropriate standing committee of the Legislature on December 1st and June 1st of each fiscal year. The format and content of the report shall be specified by the Legislative Budget Board and posted on the TEA website.

71. Salary Increase Maintenance for District Employees. Included in amounts appropriated above in Strategy A.1.1, FSP-Equalized Operations, are funds sufficient to maintain salary increases to employees at school district and open-enrollment charter schools, as specified in House Bill 3, 86th Legislature, Regular Session. It is the intent of the Legislature that, at a minimum, school districts and open-enrollment charter schools shall maintain salary increases provided to employees in the 2020-2021 school year.

72. Cross-Agency Coordination on Available Out of School Time Funding.

- (a) Out of funds appropriated above, the Texas Education Agency (TEA) shall coordinate with the Health and Human Services Commission, Texas Workforce Commission, and the Texas Higher Education Coordinating Board to identify available funding that may be utilized for out of school programs licensed or license-exempt under Chapter 42 of the Human Resources Code that develop academic, social, emotional, and physical skills through expanded learning opportunities during non-school hours or periods when school is not in session. Available funding may include, but is not limited to, 21st Century Community Learning Centers, Title I, Texas Rising Star, Additional Days School Year funding through the Foundation School Program, Texas Academic Innovation and Mentoring (AIM), and Temporary Assistance for Needy Families (TANF).
- (b) TEA shall document processes and findings describing cross-agency coordination activities, funding identified, and any agency policies and practices that have been amended due to the application of the data. The agency shall present its processes and findings to the Expanded Learning Opportunities (ELO) Council by March 1, 2024, for incorporation into the report required by Texas Education Code, Section 33.259.

73. Supplemental Special Education Services Program.

- (a) Included in amounts appropriated above in Strategy A.2.3, Students with Disabilities, is \$63,302,428 in General Revenue in fiscal year 2024 and \$30,000,000 in General Revenue in fiscal year 2025 for the purposes of implementing a supplemental special education services program for certain public school students receiving special education services.
- (b) Of amounts appropriated in Subsection (a), \$33,302,428 in fiscal year 2024 is appropriated contingent upon the enactment of legislation amending Texas Education Code, Section 29.042 (c), to allow the commissioner to set aside an annual amount exceeding \$30 million to fund the program.
- (c) Of amounts appropriated in Subsection (a), \$30,000,000 in fiscal year 2025 is appropriated contingent upon the enactment of legislation amending Texas Education Code, Section 29.050, to extend the program expiration date of September 1, 2024.
- (d) Notwithstanding Rider 24, Limitation on the Transfer and Use of Funds, and notwithstanding the transfer provisions of Article IX, Part 14, out of amounts appropriated above and allocated by this rider, the Texas Education Agency may transfer an amount not to exceed \$300,000 in fiscal year 2024 to Strategies B.3.2, Agency Operations, and B.3.5, Information Systems - Technology, to use in administering the program.
- (e) Contingent upon the enactment of legislation amending Texas Education Code, Section 29.050, to extend the program expiration date of September 1, 2024, notwithstanding Rider 24, Limitation on the Transfer and Use of Funds, and notwithstanding the transfer provisions of Article IX, Part 14, out of amounts appropriated above and allocated by this rider, the Texas Education Agency may transfer an amount not to exceed \$300,000 in fiscal year 2025 to Strategies B.3.2, Agency Operations, and B.3.5, Information Systems - Technology, to use in administering the program.
- (f) Contingent upon the enactment of legislation amending Texas Education Code, Section 29.050, to extend the program expiration date of September 1, 2024, any unexpended balances of these funds remaining as of August 31, 2024, are appropriated to the Texas Education Agency for the fiscal year beginning September 1, 2024, for the same purpose.

TEXAS EDUCATION AGENCY

(Continued)

74. Grants For Advanced Placement Computer Science Principles Courses. It is the intent of the legislature that, out of money appropriated above to the Texas Education Agency for Strategy A.2.4, School Improvement & Support Programs, the agency shall allocate \$1,292,550 to be used in fiscal years 2024 and \$1,292,550 for fiscal year 2025 to assist each school district in the state in making an Advanced Placement Computer Science Principles course available at each high school in the district. The Commissioner shall adopt a process for submission of a grant application, and require that grant funds are used only for technology, teacher training, and other expenses related to offering an Advanced Placement Computer Science Principles course.

75. Funding for Various Programs at the Texas Education Agency. Included in amounts appropriated above, the Texas Education Agency is appropriated amounts from the General Revenue Fund in each fiscal year of the 2024-25 biennium for the specified programs:

Fatherhood and Parental Involvement in Literacy Campaign: \$500,000

76. Strong Foundations Grant Program. Included in appropriations above in Strategy A.2.1, Statewide Educational Programs, is \$150,000,000 in General Revenue in fiscal year 2024 for the Strong Foundations Grant Program. Notwithstanding Rider 24, Limitations on the Transfer and Use of Funds, and notwithstanding the provisions of Article IX, Part 14, the Texas Education Agency may transfer funds appropriated by this rider between programmatic strategies as necessary to implement Texas Education Code, Section 29.0881. The agency may transfer General Revenue in an amount not to exceed 0.5 percent of the amount appropriated for the program during the 2024-25 biennium to Strategies B.3.2, Agency Operations, and B.3.5, Information Systems - Technology, for the purpose of providing administrative support. Any unexpended balances of these funds remaining as of August 31, 2024, are appropriated to the Texas Education Agency for the fiscal year beginning September 1, 2025, for the same purpose.

77. Intensive Educational Supports. Included in General Revenue amounts appropriated above in Strategy A.2.1, Statewide Educational Programs, is \$30,000,000 in fiscal year 2024 for the purpose of implementing intensive educational supports to ensure students perform on grade level and graduate ready for college, career, or the military. The grant programs and interventions may include expanding learning options for Pathways in Technology Early College High School (P-TECH); supplemental instructional supports, including tutoring; and learning acceleration supports, including innovation in curriculum and instruction, diagnosing student mastery, extended instructional time, and supports for teachers. The Texas Education Agency may take actions necessary to implement the intensive supports, including providing grants to school districts, open-enrollment charter schools, and regional education service centers.

Notwithstanding any restrictions on transfers contained in this Act, the Texas Education Agency may transfer funds appropriated by this rider between programmatic strategies as necessary to implement the programs. Any unexpended balances as of August 31, 2024, are appropriated to fiscal year 2025 for the same purpose.

78. Interagency Cybersecurity Initiative for Public Schools. Included in amounts appropriated above in Strategy B.3.5, Information Systems - Technology, is \$54,633,027 in General Revenue in fiscal year 2024 and \$366,973 in fiscal year 2025 to provide cybersecurity services to public school districts and placement and oversight of cybersecurity practitioners to assist Local Education Agencies (LEAs). It is the intent of the Legislature that the Texas Education Agency enter into an interagency agreement with the Department of Information Resources (DIR) to provide cybersecurity services for LEAs in accordance with DIR Strategy C.1.2, Security Services. Cybersecurity services to be provided by DIR may include, but are not limited to, cybersecurity assessments, end point detection response, and network detection response. To the greatest extent possible, the agency and DIR shall coordinate such services with Education Service Centers as well as Regional Security Operation Centers. In addition, the agencies shall prioritize the use of existing statewide contracts to procure such services and may prioritize funding to high-need districts.

Notwithstanding any restrictions on transfers contained in this Act, the Texas Education Agency may transfer funds appropriated by this rider between the agency's capital budget and the agency's non-capital budget as necessary to carry out the program. Such a transfer is contingent upon approval from the Legislative Budget Board. The request shall be considered approved unless the Legislative Budget Board issues a written disapproval within 15 business days after the date the Legislative Budget Board staff concludes its review of the proposed transfer and forwards the review to the Chair of the House Appropriations Committee, Chair of the Senate Finance

TEXAS EDUCATION AGENCY
(Continued)

Committee, Speaker of the House, and Lieutenant Governor. Any requests for additional information made by the Legislative Budget Board shall interrupt the counting of the 15 business days.

Any unexpended balances as of August 31, 2024, are appropriated in fiscal year 2025 for the same purpose.

- 79. Civics Training Programs.** Included in amounts appropriated above in Strategy A.2.1, Statewide Educational Programs, is \$14,625,000 in General Revenue Funds in fiscal year 2024 for the purposes of developing and making available civics training programs for teachers and administrators at grade levels to be determined by the Commissioner of Education in accordance with Texas Education Code, Section 21.4555. Notwithstanding Rider 24, Limitation on the Transfer and Use of Funds, and notwithstanding the transfer provisions of Article IX, Part 14, out of funds appropriated above and allocated by this rider, the Texas Education Agency may transfer an amount not to exceed \$300,000 during the 2024-25 biennium to be allocated among Strategies B.3.2, Agency Operations, and B.3.5, Information Systems - Technology, to use in administering the program. Any unexpended and unobligated balances remaining as of August 31, 2024, are appropriated to fiscal year 2025 for the same purpose.

- 80. Texas 1836 Project.** Included in amounts appropriated above in Strategy B.3.2, Agency Operations, is \$230,000 in fiscal year 2024 and \$130,000 in fiscal year 2025 from General Revenue to produce a report and provide administrative support to the Texas 1836 Project Advisory Committee pursuant to Texas Government Code, Chapter 451.

Any unexpended balances as of August 31, 2024, are appropriated for fiscal year 2025 for the same purpose.

- 81. Texas 1836 Project Pamphlet.** Included in amounts appropriated above in Strategy B.3.2, Agency Operations, is \$75,000 in General Revenue funds in each fiscal year of the 2024-25 biennium to print and distribute the Texas 1836 Project pamphlet pursuant to Section 451.005 of the Texas Government Code.

Any unexpended balances as of August 31, 2024, are appropriated for fiscal year 2025 for the same purpose.

- 82. Space Planning and Utilization.** It is the intent of the Legislature that the Texas Education Agency (TEA) shall maximize efficiency in space planning and utilization at its headquarters in the William B. Travis Building and shall vacate space used on two floors so that they may be utilized by other state agencies, resulting in long-term savings for the state. Accordingly, included in appropriations above in Strategy B.3.4, Central Administration, is \$3,800,000 from the General Revenue Fund in fiscal year 2024 for TEA to contract with the Texas Facilities Commission (TFC) or other entities as necessary for moving services, space configuration and minor construction, furniture, conference room technology, carpet replacement, secure entry points, and related expenses to achieve the consolidation of operations into no more than five floors before the end of the 2024-25 biennium. The TEA and TFC shall submit a progress report to the Legislative Budget Board no later than July 1, 2024.

Any unexpended balances as of August 31, 2024, are appropriated for fiscal year 2025 for the same purpose.

- 83. Grant Program for Adaptive Equipment and Services.** Included in amounts appropriated above to the Texas Education Agency, is \$5,000,000 in General Revenue in fiscal year 2024 in Strategy A.2.3, Students with Disabilities, to provide a grant for the provision of adaptive equipment and services for children with multiple disabilities in Harris County and the Dallas-Fort Worth Metroplex. It is the intent of the Legislature that the grantee be a non-profit organization, such as Be an Angel, serving children with disabilities that has been operating at least 10 years, has audited financials, and serves more than 1,000 children a year.

Any unexpended balances as of August 31, 2024, are appropriated for fiscal year 2025 for the same purpose.

- 84. Required Posting of Certain Information by Open-Enrollment Charter Schools.** Using money distributed to the school from funds appropriated above, each open-enrollment charter school shall post on the school's Internet website information regarding the school, including:

TEXAS EDUCATION AGENCY

(Continued)

- (a) student academic performance;
- (b) whether the school is registered under the Texas Education Agency's alternative education accountability procedures under Texas Education Code, Chapter 39; and
- (c) student demographics, including the percentage of students enrolled in the school's special education program.

85. Fentanyl Contamination Training.

- (a) Included in amounts appropriated above in Strategy B.2.2, Health and Safety, is \$2,611,722 in funds from the Opioid Abatement Account No. 5189 in fiscal year 2024 to provide training developed by The University of Texas Health Science Center at San Antonio utilizing Education Service Center (ESC) staff to school district employees regarding the dangers of fentanyl contamination.
- (b) It is the intent of the Legislature that:
 - (1) each ESC receive funding allocated under Subsection (a) of this rider to support salary, benefits, payroll costs, and travel expenses for at least one full-time equivalent position; and
 - (2) the centers serving the five regions with the highest student enrollment receive funding allocated under Subsection (a) of this rider to support salary, benefits, payroll costs, and travel expenses for two full-time equivalent positions.
- (c) Any unexpended balance of money allocated as described by Subsection (a) of this rider remaining as of August 31, 2024, is appropriated for the state fiscal year ending August 31, 2025, for the same purpose.

86. Best Buddies. From funds appropriated above in Strategy A.2.4, School Improvement and Support Programs, the Commissioner shall allocate \$1,000,000 in each fiscal year of the 2024-25 biennium to support the Best Buddies program.

Any unexpended balances as of August 31, 2024, are appropriated for fiscal year 2025 for the same purpose.

87. Implementation of the High School Equivalency Subsidy Program. It is the intent of the Legislature that, out of funds appropriated to the Texas Education Agency above that may be used for that purpose, the agency use an amount sufficient to implement the high school equivalency subsidy program described by Texas Education Code, Section 48.302(b).

88. Mental Health Services in Out of School Time. It is the intent of the Legislature that included in amounts appropriated above in Strategy A.2.1, Statewide Educational Programs, is \$2,500,000 from General Revenue funds in each fiscal year of the 2024-25 biennium to fund the Texas Partnership for Out of School Time to implement mental health programs in community-based out of school time (OST) and statewide intermediary infrastructure to support OST programs and professionals.

Funds are appropriated for the following purposes:

- (a) to promote mental health, identify youth in need, and provide early intervention to serve the whole child and family;
- (b) to partner with local and statewide mental health providers to offer mental health services in OST settings;
- (c) to aim to reduce the mental burden placed on under-resourced families as a result of the recent pandemic; and
- (d) to establish community partnerships to ensure equitable access to education and promotion of mental health awareness.

Any unexpended balances as of August 31, 2024, are appropriated for fiscal year 2025 for the same purpose.

TEXAS EDUCATION AGENCY

(Continued)

89. College, Career, and Military Readiness Indicator Study. Included in amounts appropriated above in Strategy B.1.1, Assessment and Accountability System, is \$250,000 in General Revenue funds in fiscal year 2024 for the Texas Education Agency to study the effectiveness of the College, Career, and Military Readiness indicators outlined in Texas Education Code, Section 39.053 (b), and their correlation to post-graduation outcomes. Not later than September 1, 2024, the agency shall submit to the legislature a report on the results of the study, with data disaggregated by student, region, and district type, and seek to determine if indicators lead to a self-sustaining wage.

Any unexpended balances as of August 31, 2024, are appropriated for fiscal year 2025 for the same purpose.

90. Interactive Online Learning Grant Program. From funds appropriated above in Strategy A.2.1, Statewide Educational Programs, the Commissioner of Education shall allocate \$6,000,000 in each fiscal year of the 2024-25 biennium from General Revenue to provide grants to school districts and open-enrollment charter schools to assist in implementing effective, interactive online learning models in middle school and high school for instruction in United States History, Texas History, and English Language Arts that:

- (a) align with Texas Essential Knowledge and Skills standards for United States History, Texas History, and English Language Arts, as applicable;
- (b) include tools to monitor the progress of each individual student;
- (c) include quarterly benchmark assessments that are automatically scored;
- (d) include both audio narration and video components; and
- (e) are offered for use in both English and Spanish.

Any unexpended balances as of August 31, 2024, are appropriated for fiscal year 2025 for the same purpose.

91. Food Security, School Readiness, and Recovery Pilot Grant Program. Out of funds appropriated above in Strategy A.2.1, Statewide Educational Programs, the Texas Education Agency shall allocate \$2,500,000 in General Revenue Funds in each year of the 2024-25 biennium to create a Food Security, School Readiness, and Recovery Pilot Grant Program. It is the intent of the legislature that the program include: food security interventions, school readiness programs including initiatives designed to help children transition into kindergarten, afterschool initiatives for children in kindergarten through sixth grade, and academic recovery initiatives designed to address learning loss as a result of the pandemic and learning loss over the summer months.

Grantees must utilize pre- and post-assessments and evidence-based methodology to measure outcomes and report any expenditure and performance data requested by the Texas Education Agency necessary to assess the success of the pilot program. Requested information may include measures of program impact; the number of districts, open-enrollment charter schools, campuses, teachers, and students served; measures of program effectiveness, including student achievement and teacher growth; and program expenditures delineated by activity.

Not later than August 31, 2025, the Texas Education Agency shall report to the Legislative Budget Board, the Governor, the Chair of the House Appropriations Committee, the Chair of the Senate Finance Committee, Speaker of the House, Lieutenant Governor, and the permanent standing committees in the House of Representatives and the Senate with jurisdiction over public education on the program's expenditure and performance data.

Any unexpended balances as of August 31, 2024, are appropriated for fiscal year 2025 for the same purpose.

92. Financial Aid for Swift Transfer.¹ Notwithstanding the restrictions contained in Rider 24, Limitation on the Transfer and Use of Funds, of the TEA's bill pattern, and pursuant to Texas Education Code, Section 48.308(c), out of funds appropriated above in Strategy A.1.1, FSP - Equalized Operations, the Commissioner of Education shall transfer to the Texas Higher Education Coordinating Board from the Foundation School Program in each fiscal year an amount sufficient to enable certain students to enroll at no cost to the student in dual credit courses offered

TEXAS EDUCATION AGENCY

(Continued)

by certain public institutions of higher education (estimated to be \$32,300,000 in fiscal year 2024 and \$46,300,000 in fiscal year 2025).

93. Property Tax Relief.³

- (a) Included in amounts appropriated above to the Texas Education Agency (TEA) in Strategy A.1.1, is an estimated \$2,839,300,000 for the 2024-25 biennium from Foundation School Fund No. 193 for compression of district property tax rates due to district property value growth, pursuant to Texas Education Code, Sections 48.2551 and 48.2552 (a) and (b).
- (b) Included in amounts appropriated above to TEA in Strategy A.1.1 and in addition to amounts in Subsection (a), is an estimated \$2,465,900,000 for the 2024-25 biennium from Foundation School Fund No. 193 to reduce the state compression percentage by 8.25 percent, due to state savings resulting from the limitation on district Maximum Compressed Rates during the prior biennium, pursuant to Texas Education Code, Section 48.2552(c).
- (c) On September 1, 2023, the Comptroller of Public Accounts shall transfer from the General Revenue Fund into the Property Tax Relief Fund \$6,147,400,000. On September 1, 2024, the Comptroller of Public Accounts shall transfer from the General Revenue Fund into the Property Tax Relief Fund \$6,147,400,000.
- (d) Included in amounts appropriated above to TEA in Strategy A.1.1, is \$12,294,800,000 from the Property Tax Relief Fund for the 2024-25 biennium to provide property tax relief, contingent on the enactment of SB 3 and SJR 3, or similar legislation relating to providing property tax relief through the public school finance system and proposing a constitutional amendment to except certain appropriations to pay for ad valorem tax relief from the constitutional limitation on the rate of growth of appropriations by the Eighty-eighth Legislature, and subsequent voter approval of the associated constitutional amendment proposed by the legislation.
- (e) It is the intent of the Legislature that any property tax relief directed by Subsection (d) shall be structured so as to not exceed the limit provided under Texas Constitution, Article VIII, Section 22, Limitation on the Rate of Growth of Appropriations.

94. Contingency for Public Education Funding.²

- (a) Included in amounts appropriated above and contingent on enactment of legislation relating to instructional materials and technology, by the Eighty-eighth Legislature, is \$500,000,000 from General Revenue for the 2024-25 biennium to implement the provisions of the legislation.
- (b) Included in amounts appropriated above and contingent on enactment of legislation relating to ensuring safety and security in public schools, by the Eighty-eighth Legislature, is \$300,000,000 from General Revenue for the 2024-25 biennium to implement the provisions of the legislation.
- (c) Contingent on enactment of any of legislation in Sections (a) and (b) of this rider and in Article IX, Section 18.78, Contingency for Public Education Funding, Subsections (d) - (f), and notwithstanding Rider 24, Limitation on the Transfer and Use of Funds, TEA may transfer amounts from the Foundation School Program to non-Foundation School Program strategies and administrative strategies within the agency's bill pattern upon approval by the Legislative Budget Board (LBB) to implement the provisions of the legislation. The agency shall provide to the LBB information about the request and how it serves to implement the provisions of the legislation. A request by TEA to transfer funds under this Subsection (c) of this rider shall be considered to be approved unless the LBB issues a written disapproval within 15 business days after the date the LBB staff concludes its review of the request and forwards the review to the Chair of the House Appropriations Committee, Chair of the Senate Finance Committee, Speaker of the House, and Lieutenant Governor. Any requests for additional information made by the LBB interrupt the counting of the 15 business days.
- (d) Contingent on enactment of any legislation in Sections (a) and (b) of this rider and in Article IX, Section 18.78, Contingency for Public Education Funding, Subsections (d) - (f), if the LBB determines that funds appropriated above and in Article IX, Section 18.78, Contingency for Public Education Funding, Subsections (d) - (f) exceed the amounts necessary to implement the legislation, the LBB may:

TEXAS EDUCATION AGENCY
(Continued)

- (1) instruct the CPA to reduce appropriations made by this rider and by Article IX, Section 18.78, Contingency for Public Education Funding, to the level determined to be required by the LBB; or
 - (2) if the LBB determines that funds appropriated in this rider and in Article IX, Section 18.78, Contingency for Public Education Funding, are insufficient to implement other legislation for which funds are appropriated in this rider and in Article IX, Section 18.78, Contingency for Public Education Funding, the LBB may instruct the CPA to transfer the excess funds identified as provided by this Subsection (d) of this rider to implement the legislation with insufficient funding, up to the amount determined by the LBB to be necessary to implement the legislation with insufficient funding. Appropriations may be transferred between agency strategies and between agencies.
- (e) Any unexpended balances remaining as of August 31, 2024, are appropriated to fiscal year 2025 for the same purpose.

95. Contingency for House Bill 1225.⁴ Included in amounts appropriated above and contingent on enactment of legislation relating to the administration of certain required assessment instruments in paper format, by the Eighty-eighth Legislature, Regular Session, is \$4,418,832 from General Revenue in each year of the 2024-25 biennium to implement the provisions of the legislation.

¹ Incorporates Article IX, Section 18.04, of this Act, due to enactment of HB 8, 88th Legislature, Regular Session, relating to the administration, coordination, and support of public higher education, including the public junior college state finance program, resulting in increases of \$892,751 in fiscal year 2024 and \$1,758,657 in fiscal year 2025 out of General Revenue Funds, affecting several strategies. In addition, incorporates 3.0 FTEs each fiscal year.

² Incorporates Article IX, Section 18.78, of this Act, due to the enactment of HB 1605, 88th Legislature, Regular Session, relating to instructional material and technology, and HB 3, 88th Legislature, Regular Session, relating to ensuring safety and security in public schools, resulting in increases of \$404,772,334 in fiscal year 2024 and \$395,227,666 in fiscal year 2025 out of General Revenue Funds, affecting several strategies. In addition, incorporates 110.0 FTEs each fiscal year. Capital Budget is adjusted accordingly.

³ Incorporates Article IX, Section 18.79, of this Act, due to the enactment of SB 2 and HJR 2, 88th Legislature, 2nd Called Session, relating to providing property tax relief through the public school finance system and proposing a constitutional amendment to except certain appropriations to pay for ad valorem tax relief from the constitutional limitation on the rate of growth of appropriations, resulting in an increases of \$6,147,400,000 each fiscal year of the biennium out of Other Funds.

⁴ Incorporates Article IX, Section 18.12 of this Act, due to the enactment of HB 1225, 88th Legislature, Regular Session, relating to the administration of certain required assessment instruments in paper format, resulting in increases of \$4,418,832 each fiscal year of the biennium out of General Revenue Funds.

⁵ Modified to reflect technical correction in the allocation of appropriation between fiscal years 2024 and 2025, resulting in an increase of \$500,000 in fiscal year 2024 and a decrease of \$500,000 in fiscal year 2025 out of General Revenue Funds.

TEXAS PERMANENT SCHOOL FUND CORPORATION

	For the Years Ending	
	August 31, 2024	August 31, 2025
Method of Financing:		
Permanent School Fund No. 044	\$ 46,590,852	\$ 51,882,342
Total, Method of Financing	\$ 46,590,852	\$ 51,882,342
This bill pattern represents an estimated 0.2% of this agency's estimated total available funds for the biennium.		
Number of Full-Time-Equivalents (FTE):	114.5	119.7
Schedule of Exempt Positions:		
Chief Executive Officer	\$400,000	\$400,000
Chief Investment Officer	498,000	498,000

TEXAS PERMANENT SCHOOL FUND CORPORATION
(Continued)

Items of Appropriation:

A. Goal: MANAGE PERMANENT SCHOOL FUND		
A.1.1. Strategy: AGENCY OPERATIONS	\$ 45,619,337	\$ 49,890,738
B. Goal: SALARY ADJUSTMENTS		
B.1.1. Strategy: SALARY ADJUSTMENTS	<u>\$ 971,515</u>	<u>\$ 1,991,604</u>
Grand Total, TEXAS PERMANENT SCHOOL FUND CORPORATION	<u>\$ 46,590,852</u>	<u>\$ 51,882,342</u>

Object-of-Expense Informational Listing:

Salaries and Wages	\$ 20,114,650	\$ 23,147,644
Other Personnel Costs	463,811	513,131
Professional Fees and Services	5,990,640	5,112,673
Consumable Supplies	8,972	9,021
Utilities	128,782	63,566
Travel	416,177	466,600
Rent - Building	926,515	926,515
Other Operating Expense	17,739,532	21,294,292
Capital Expenditures	<u>801,773</u>	<u>348,900</u>
Total, Object-of-Expense Informational Listing	<u>\$ 46,590,852</u>	<u>\$ 51,882,342</u>

Estimated Allocations for Employee Benefits and Debt Service Appropriations Made Elsewhere in this Act:

Employee Benefits

Retirement	\$ 1,032,042	\$ 1,175,998
Group Insurance	833,004	877,833
Social Security	<u>971,828</u>	<u>1,095,001</u>

Total, Estimated Allocations for Employee Benefits and Debt Service Appropriations Made Elsewhere in this Act

<u>\$ 2,836,874</u>	<u>\$ 3,148,832</u>
---------------------	---------------------

1. Performance Measure Targets. The following is a listing of the key performance target levels for the Texas Permanent School Fund Corporation. It is the intent of the Legislature that appropriations made by this Act be utilized in the most efficient and effective manner possible to achieve the intended mission of the Texas Permanent School Fund Corporation. In order to achieve the objectives and service standards established by this Act, the Texas Permanent School Fund Corporation shall make every effort to attain the following designated key performance target levels associated with each item of appropriation.

	<u>2024</u>	<u>2025</u>
A. Goal: MANAGE PERMANENT SCHOOL FUND		
A.1.1. Strategy: AGENCY OPERATIONS		
Efficiencies:		
Internal PSF Managers: Performance in Excess of Assigned Benchmark	101	101
Permanent School Fund (PSF) Investment Expense As a Basis Point of Net Assets	16	16
Explanatory:		
Market Value of the Financial Assets of the Permanent School Fund (PSF) in Billions	54	55.4

2. Capital Budget. None of the funds appropriated above may be expended for capital budget items except as listed below. The amounts shown below shall be expended only for the purposes shown and are not available for expenditure for other purposes.

	<u>2024</u>	<u>2025</u>
a. Acquisition of Information Resource Technologies		
(1) Network Infrastructure	\$ 340,800	\$ 340,800
(2) Laptops	<u>144,000</u>	<u>0</u>
Total, Acquisition of Information Resource Technologies	\$ 484,800	\$ 340,800
b. Data Center/Shared Technology Services		
(1) Data Center Services	<u>\$ 308,873</u>	<u>\$ 0</u>
Total, Capital Budget	<u>\$ 793,673</u>	<u>\$ 340,800</u>

TEXAS PERMANENT SCHOOL FUND CORPORATION
(Continued)

Method of Financing (Capital Budget):

Permanent School Fund No. 044	\$ <u>793,673</u>	\$ <u>340,800</u>
Total, Method of Financing	\$ <u>793,673</u>	\$ <u>340,800</u>

3. Permanent School Fund Annual Report. In its annual report on the Permanent School Fund, completed by February 28 of each year, the Permanent School Fund Corporation shall report on the actual and projected costs of administering the Permanent School Fund for the year covered by the report and the following three years.

4. Incentive Compensation. Under the authority in Texas Education Code Section 43.055(c), the Chief Executive Officer may establish an incentive compensation plan for Permanent School Fund Corporation staff employed by the Corporation.

It is the intent of the Legislature that payments made pursuant to the plan are not eligible compensation for ERS pension plan purposes; any payments made pursuant to the plan are to be considered fringe benefits and not base pay or otherwise eligible compensation for ERS pension plan purposes.

5. Unexpended Balances. Any unexpended balances appropriated from the Permanent School Fund remaining as of August 31, 2023, are appropriated for the same purpose for the biennium beginning September 1, 2023. Any unexpended funds appropriated from the Permanent School Fund as of August 31, 2024, are appropriated to fiscal year 2025 for the same purposes.

6. Exception to Appropriation for Board Fiduciary Finding.

- (a) In addition to the amounts appropriated above, the Permanent School Fund Corporation (PSFC) is authorized to expend additional funding out of the Permanent School Fund if the Permanent School Fund Corporation Board issues a fiduciary finding stating the amount of additional funding necessary to perform the fiduciary duties of the Board. PSFC may not use funds appropriated by this rider to increase the number of Full-Time Equivalent (FTE) positions above the level allowed under Article IX, Section 6.10, Limitation on State Employment Levels.
- (b) It is the intent of the Legislature that the Board approve a statement of justifications and objectives for adopting the additional funding. No later than 30 business days following the issuance of a fiduciary finding, the PSFC shall submit a written notification to the Legislative Budget Board (LBB) and the Governor. This notification shall include:
 - (1) The amount of additional funding from the Permanent School Fund to be authorized by this rider for each affected year of the 2024-25 biennium, as identified in the fiduciary finding;
 - (2) A statement of justifications and objectives for the additional funding;
 - (3) The current operating budget, as approved by the Board, for each fiscal year of the 2024-25 biennium that is amended by the fiduciary finding;
 - (4) Performance metrics proposed by the PSFC to evaluate the impact of additional funding on the Board's objectives in issuing the fiduciary finding; and
 - (5) Any additional information requested by the LBB or the Governor regarding the fiduciary finding.
- (c) The total amount of funding authorized by this rider shall not exceed the performance measure target established in this Act under Strategy A.1.1 Permanent School Fund (PSF) Investment Expense As a Basis Point of Net Assets, except as specified in subsection (d).
- (d) In the event that the PSFC determines in a fiduciary finding that additional appropriations are needed that exceed the limit in subsection (c), the Board shall submit a request, including the information required in subsection (b), to the LBB and Governor. The request shall be considered approved 30 business days after the request is delivered, unless otherwise disapproved.

TEXAS PERMANENT SCHOOL FUND CORPORATION
(Continued)

- (e) No later than October 31 following a fiscal year for which the Board has adopted a fiduciary finding, the PSFC shall provide a report to the LBB and the Governor on:
 - (1) The actual total expenditures during the preceding fiscal year pursuant to subsection (a); and
 - (2) A report on the agency’s actual performance on metrics described in subsection (b)(4) for the preceding year.

7. Limitation on Funds Appropriated to the Permanent School Fund Corporation (PSFC).

- (a) Notwithstanding Rider 6, Exception to Appropriation for Board Fiduciary Finding, none of the funds appropriated by this Act, including funds appropriated from the Permanent School Fund Account No. 44, may be used for the purpose of leasing or renting office space from an entity unless the entity is appropriated funds under this Act.
- (b) It is the intent of the Legislature that funds appropriated above and funds from the Permanent School Fund Account No. 44 may not be used for the purposes of renting or leasing office space from an entity not receiving an appropriation under this Act.
- (c) Notwithstanding sections (a) and (b) of this rider, funds appropriated above may be used to lease office space in the building occupied by the PSFC on January 1, 2023 at 400 W. 15th Street in Austin, TX. It is the intent of the Legislature that any such lease agreement be limited to the amount of time necessary to complete a transition to renting or leasing office space from an entity receiving an appropriation under this Act, with a termination date of no later than April 30, 2025.

SCHOOL FOR THE BLIND AND VISUALLY IMPAIRED

	For the Years Ending	
	August 31, 2024	August 31, 2025
Method of Financing:		
General Revenue Fund	\$ 21,500,581	\$ 22,373,468
Federal Funds	\$ 2,150,000	\$ 2,150,000
<u>Other Funds</u>		
Appropriated Receipts	\$ 1,818,000	\$ 1,818,000
Interagency Contracts	3,841,000	3,841,000
Subtotal, Other Funds	\$ 5,659,000	\$ 5,659,000
Total, Method of Financing	\$ 29,309,581	\$ 30,182,468

This bill pattern represents an estimated 95.6% of this agency's estimated total available funds for the biennium.

Number of Full-Time-Equivalents (FTE): 371.2 371.2

Schedule of Exempt Positions:

Superintendent - Group 5	\$172,398	\$172,398
--------------------------	-----------	-----------

Items of Appropriation:

A. Goal: ACADEMIC AND LIFE TRAINING

Provide Necessary Skills/Knowledge to Students with Visual Impairments.

A.1.1. Strategy: CLASSROOM INSTRUCTION	\$ 8,006,190	\$ 8,006,190
Provide Well-balanced Curriculum Including Disability-specific Skills.		
A.1.2. Strategy: RESIDENTIAL PROGRAM	4,219,335	4,219,335
Provide Instruction in Independent Living and Social Skills.		

SCHOOL FOR THE BLIND AND VISUALLY IMPAIRED
(Continued)

A.1.3. Strategy: SHORT-TERM PROGRAMS Provide Summer School and Short-term Programs to Meet Students' Needs.	1,519,046	1,519,046
A.1.4. Strategy: RELATED AND SUPPORT SERVICES Provide Regular and Short-term Related and Support Services.	7,154,620	7,154,620
Total, Goal A: ACADEMIC AND LIFE TRAINING	\$ 20,899,191	\$ 20,899,191
B. Goal: STATEWIDE RESOURCE CENTER Ensure Skills Necessary to Improve Students' Education and Services.		
B.1.1. Strategy: TECHNICAL ASSISTANCE Provide Technical Asst for Families/Programs Serving Visually Impaired.	\$ 2,412,170	\$ 2,412,170
B.1.2. Strategy: PROF ED IN VISUAL IMPAIRMENT Professional Education in Visual Impairment.	1,419,553	1,419,553
Total, Goal B: STATEWIDE RESOURCE CENTER	\$ 3,831,723	\$ 3,831,723
C. Goal: EDUCATIONAL PROF SALARY INCREASES Estimated Educational Professional Salary Increases.		
C.1.1. Strategy: EDUC PROF SALARY INCREASES Educational Professional Salary Increases. Estimated.	\$ 226,667	\$ 226,667
D. Goal: INDIRECT ADMINISTRATION		
D.1.1. Strategy: CENTRAL ADMINISTRATION	\$ 2,346,502	\$ 2,346,502
D.1.2. Strategy: OTHER SUPPORT SERVICES	1,144,694	1,144,694
Total, Goal D: INDIRECT ADMINISTRATION	\$ 3,491,196	\$ 3,491,196
E. Goal: SALARY ADJUSTMENTS		
E.1.1. Strategy: SALARY ADJUSTMENTS	\$ 860,804	\$ 1,733,691
Grand Total, SCHOOL FOR THE BLIND AND VISUALLY IMPAIRED	\$ 29,309,581	\$ 30,182,468
Object-of-Expense Informational Listing:		
Salaries and Wages	\$ 23,874,083	\$ 24,746,970
Other Personnel Costs	390,000	390,000
Professional Fees and Services	85,000	85,000
Fuels and Lubricants	60,000	60,000
Consumable Supplies	121,800	121,800
Utilities	602,000	602,000
Travel	88,000	88,000
Rent - Building	6,500	6,500
Rent - Machine and Other	45,000	45,000
Other Operating Expense	2,312,198	2,312,198
Client Services	1,000	1,000
Food for Persons - Wards of State	212,000	212,000
Grants	1,204,000	1,204,000
Capital Expenditures	308,000	308,000
Total, Object-of-Expense Informational Listing	\$ 29,309,581	\$ 30,182,468
Estimated Allocations for Employee Benefits and Debt Service Appropriations Made Elsewhere in this Act:		
<u>Employee Benefits</u>		
Retirement	\$ 2,081,067	\$ 2,177,199
Group Insurance	4,620,088	4,731,527
Social Security	1,757,664	1,836,487
Benefits Replacement	11,992	9,581
Subtotal, Employee Benefits	\$ 8,470,811	\$ 8,754,794

SCHOOL FOR THE BLIND AND VISUALLY IMPAIRED
(Continued)

Debt Service

TPFA GO Bond Debt Service \$ 5,412,914 \$ 3,616,615

Total, Estimated Allocations for Employee Benefits and Debt Service Appropriations Made Elsewhere in this Act

\$ 13,883,725 \$ 12,371,409

1. Performance Measure Targets. The following is a listing of the key performance target levels for the School for the Blind and Visually Impaired. It is the intent of the Legislature that appropriations made by this Act be utilized in the most efficient and effective manner possible to achieve the intended mission of the School for the Blind and Visually Impaired. In order to achieve the objectives and service standards established by this Act, the School for the Blind and Visually Impaired shall make every effort to attain the following designated key performance target levels associated with each item of appropriation.

	<u>2024</u>	<u>2025</u>
A. Goal: ACADEMIC AND LIFE TRAINING		
Outcome (Results/Impact):		
Percent of Students Enrolled in Comprehensive Programs Achieving Moderate to Substantial Progress on Every Area of the Core and Expanded Core Curriculum in Which They Are Receiving Programming		
	80%	80%
Percent of Statewide Assessment Tests Passed		
	60%	60%
A.1.1. Strategy: CLASSROOM INSTRUCTION		
Output (Volume):		
Number of Students Enrolled in Day Programming during Regular School Year		
	130	130
Efficiencies:		
Average Cost of Instructional Program Per Student Per Day		
	366.2	366.2
A.1.2. Strategy: RESIDENTIAL PROGRAM		
Output (Volume):		
Number of Students Enrolled in Residential Programming during Regular School Year		
	110	110
Efficiencies:		
Average Cost of Residential Program Per Student Per Night		
	149.08	149.08
A.1.3. Strategy: SHORT-TERM PROGRAMS		
Output (Volume):		
Number of Students Enrolled in School Year Short-term Programs		
	270	270
B. Goal: STATEWIDE RESOURCE CENTER		
B.1.1. Strategy: TECHNICAL ASSISTANCE		
Output (Volume):		
Number of Conferences and Workshops Sponsored or Co-sponsored by TSBVI, or at Which TSBVI Personnel Are Speakers		
	230	230
Number of Participants in Conferences and Workshops Sponsored or Co-Sponsored by TSBVI, or at Which TSBVI Personnel Are Speakers		
	6,200	6,200
B.1.2. Strategy: PROF ED IN VISUAL IMPAIRMENT		
Output (Volume):		
Number of New Students Enrolled in University Coursework for Professional Education in Visual Impairment		
	80	80

2. Capital Budget. None of the funds appropriated above may be expended for capital budget items except as listed below. The amounts shown below shall be expended only for the purposes shown and are not available for expenditure for other purposes.

	<u>2024</u>	<u>2025</u>
a. Acquisition of Information Resource Technologies		
(1) Administrative & Infrastructure Upgrades	\$ 28,000	\$ 28,000
(2) Instructional Materials and Technology	<u>280,000</u>	<u>280,000</u>
 Total, Acquisition of Information Resource Technologies	 \$ <u>308,000</u>	 \$ <u>308,000</u>
 Total, Capital Budget	 <u>\$ 308,000</u>	 <u>\$ 308,000</u>

SCHOOL FOR THE BLIND AND VISUALLY IMPAIRED
(Continued)

Method of Financing (Capital Budget):

General Revenue Fund	\$ <u>308,000</u>	\$ <u>308,000</u>
Total, Method of Financing	\$ <u>308,000</u>	\$ <u>308,000</u>

3. Teacher Preparation Consortium.¹ Out of the funds appropriated above in Strategy B.1.2, Professional Education in Visual Impairment, \$900,000 in each year of the biennium is Federal CFDA 84.027, Special Education Grants, and \$519,553 in each year of the biennium is General Revenue Funds. These funds shall be used to support professional preparation for teachers of students with visual impairments. The funds shall be expended under the provisions of a memorandum of understanding executed by Texas School for the Blind and Visually Impaired, Texas Tech University, and Stephen F. Austin University.

4. Educational Professional Salary Increases. The funds appropriated in Strategy C.1.1, Educational Professional Salary Increases, are estimated General Revenue amounts contingent upon the increases granted to comparable educational professionals in the Austin Independent School District, pursuant to Texas Education Code §30.024(b)(1).

No later than October 15 of each year of the biennium, the Texas School for the Blind and Visually Impaired shall submit, in a form acceptable to the Legislative Budget Board and the Governor, a computation of the salary increases. Computations of salary increases in fiscal years 2024 and 2025 shall be based on fiscal year 2023 actual amounts. It is the intent of the Legislature that the school include in each year of the 2026-27 biennium baseline budget request the actual amount expended for salary increases in fiscal year 2025.

5. Cash Flow Contingency. Subject to the prior approval of the Governor and the Legislative Budget Board, the Texas School for the Blind and Visually Impaired is hereby authorized to transfer General Revenue Funds in an amount not to exceed \$500,000 from fiscal year 2025 to fiscal year 2024. This transfer is contingent upon the anticipated receipt of a like amount of federal reimbursement funds and shall be used only for the purpose of temporary cash flow needs.

6. Federal Funds for Statewide Services.¹ Out of funds appropriated above in Strategy A.1.3, Short-term Programs, for each year of the 2024-25 biennium \$90,000 is Federal CFDA 84.027 Special Education Grants. These funds shall be used to support short-term programs for students who are otherwise enrolled in local school districts.

Out of the funds appropriated above in Strategy B.1.1, Technical Assistance, for each year of the 2024-25 biennium \$603,000 is Federal CFDA 84.027 Special Education Grants. These funds shall be used to provide statewide assistive technology training to programs in local school districts.

7. Standby Pay. It is expressly provided that the Texas School for the Blind and Visually Impaired, to the extent permitted by law, may pay compensation for on-call time at the following rates: credit for one hour worked for each day on-call during the normal work week, and two hours worked for each day on-call during weekends and on holidays. This credit shall be in addition to actual hours worked during normal duty hours and actual hours worked during on-call status. For employees' subject to the Fair Labor Standards Act (FLSA), an hour of on-call service shall be considered to be an hour worked during the week for purposes of the FLSA only to the extent required by federal law.

¹ Modified to reflect technical correction. Correct Federal Funds appropriation reflected.

SCHOOL FOR THE DEAF

	For the Years Ending	
	August 31, 2024	August 31, 2025
Method of Financing:		
General Revenue Fund	\$ 21,809,813	\$ 22,853,093
Federal Funds	\$ 1,008,850	\$ 1,008,850

SCHOOL FOR THE DEAF
(Continued)

<u>Other Funds</u>		
Appropriated Receipts	\$ 10,582,762	\$ 10,582,762
Interagency Contracts	<u>3,784,557</u>	<u>3,174,557</u>
Subtotal, Other Funds	<u>\$ 14,367,319</u>	<u>\$ 13,757,319</u>
Total, Method of Financing	<u>\$ 37,185,982</u>	<u>\$ 37,619,262</u>
This bill pattern represents an estimated 98.6% of this agency's estimated total available funds for the biennium.		
Number of Full-Time-Equivalents (FTE):	445.1	445.1
Schedule of Exempt Positions:		
Superintendent - Group 5	\$185,000	\$185,000
Items of Appropriation:		
A. Goal: ACADEMIC, LIFE, AND WORK TRAINING		
Provide Training for Students to Become Productive Citizens.		
A.1.1. Strategy: CLASSROOM INSTRUCTION	\$ 9,776,956	\$ 9,776,956
Provide Rigorous Educational Services in the Classroom.		
A.1.2. Strategy: RESIDENTIAL PROGRAM	5,175,060	5,175,060
Provide After-school Residential Programming.		
A.1.3. Strategy: RELATED AND SUPPORT SERVICES	6,916,942	6,916,942
Provide Counseling and Other Support Services.		
A.1.4. Strategy: CAREER AND TRANSITION PROGRAMS	3,067,561	3,067,561
Provide Career & Technical Education and Transition Services.		
A.1.5. Strategy: STUDENT TRANSPORTATION	<u>3,070,106</u>	<u>2,460,106</u>
Provide Daily & Weekend Home Student Transportation.		
Total, Goal A: ACADEMIC, LIFE, AND WORK TRAINING	\$ 28,006,625	\$ 27,396,625
B. Goal: OUTREACH AND RESOURCE SERVICES		
Promote Outreach and Resource Services.		
B.1.1. Strategy: SPECIALIZED ASSISTANCE	\$ 1,616,969	\$ 1,616,969
Provide Statewide Outreach through Specialized Assistance.		
B.1.2. Strategy: STATEWIDE OUTREACH PROGRAMS	<u>1,349,794</u>	<u>1,349,794</u>
Provide Statewide Outreach Programs.		
Total, Goal B: OUTREACH AND RESOURCE SERVICES	\$ 2,966,763	\$ 2,966,763
C. Goal: EDUCATIONAL PROF SALARY INCREASES		
Estimated Educational Professional Salary Increases.		
C.1.1. Strategy: EDUC PROF SALARY INCREASES	\$ 498,767	\$ 498,767
Educational Professional Salary Increases. Estimated.		
D. Goal: INDIRECT ADMINISTRATION		
D.1.1. Strategy: CENTRAL ADMINISTRATION	\$ 2,409,283	\$ 2,409,283
D.1.2. Strategy: OTHER SUPPORT SERVICES	<u>2,275,314</u>	<u>2,275,314</u>
Total, Goal D: INDIRECT ADMINISTRATION	\$ 4,684,597	\$ 4,684,597
E. Goal: SALARY ADJUSTMENTS		
E.1.1. Strategy: SALARY ADJUSTMENTS	<u>\$ 1,029,230</u>	<u>\$ 2,072,510</u>
Grand Total, SCHOOL FOR THE DEAF	<u>\$ 37,185,982</u>	<u>\$ 37,619,262</u>
Object-of-Expense Informational Listing:		
Salaries and Wages	\$ 28,626,326	\$ 29,669,606
Other Personnel Costs	531,047	531,047
Professional Fees and Services	243,504	243,504
Fuels and Lubricants	115,500	115,500
Consumable Supplies	201,345	201,345
Utilities	975,000	975,000

SCHOOL FOR THE DEAF
(Continued)

Travel	231,390	231,390
Rent - Building	15,000	15,000
Rent - Machine and Other	101,000	101,000
Other Operating Expense	3,940,120	3,940,120
Client Services	981,000	981,000
Food for Persons - Wards of State	569,750	569,750
Capital Expenditures	655,000	45,000

Total, Object-of-Expense Informational Listing \$ 37,185,982 \$ 37,619,262

Estimated Allocations for Employee Benefits and Debt Service Appropriations Made Elsewhere in this Act:

Employee Benefits

Retirement	\$ 2,472,547	\$ 2,588,491
Group Insurance	5,665,370	5,805,082
Social Security	2,098,899	2,193,095
Benefits Replacement	14,682	11,731

Subtotal, Employee Benefits \$ 10,251,498 \$ 10,598,399

Debt Service

TPFA GO Bond Debt Service	<u>\$ 246,068</u>	<u>\$ 110,472</u>
---------------------------	-------------------	-------------------

Total, Estimated Allocations for Employee Benefits and Debt Service Appropriations Made Elsewhere in this Act \$ 10,497,566 \$ 10,708,871

1. Performance Measure Targets. The following is a listing of the key performance target levels for the School for the Deaf. It is the intent of the Legislature that appropriations made by this Act be utilized in the most efficient and effective manner possible to achieve the intended mission of the School for the Deaf. In order to achieve the objectives and service standards established by this Act, the School for the Deaf shall make every effort to attain the following designated key performance target levels associated with each item of appropriation.

	2024	2025
A. Goal: ACADEMIC, LIFE, AND WORK TRAINING		
Outcome (Results/Impact):		
Percent of Academic Courses in Which Students Obtain a Passing Grade	94%	94%
Percent of Graduates Accepted in Postsecondary Education	60%	60%
Percent of All Statewide Assessments on Which the State Passing Standard is Met or Exceeded	30%	30%
A.1.1. Strategy: CLASSROOM INSTRUCTION		
Output (Volume):		
Number of Students Enrolled at Texas School for the Deaf	560	560
Efficiencies:		
Average Cost of Instructional Program Per Student Per Day	98.81	98.81
A.1.2. Strategy: RESIDENTIAL PROGRAM		
Output (Volume):		
Number of Residential Students	220	220
Efficiencies:		
Average Cost of Residential Program Per Student Per Night	112.65	112.65
A.1.3. Strategy: RELATED AND SUPPORT SERVICES		
Output (Volume):		
Number of Comprehensive Assessments Conducted for Current Students	200	200
A.1.4. Strategy: CAREER AND TRANSITION PROGRAMS		
Output (Volume):		
Number of Graduates Accepted into College or Other Post-Secondary Training Programs	33	34
Number of Students Participating in Career and Transition Work-training Programs	110	110
A.1.5. Strategy: STUDENT TRANSPORTATION		
Output (Volume):		
Number of Local Students Participating in Daily Transportation	300	300
Number of Residential Students Transported Home Weekly	125	125
Efficiencies:		
Average Total Cost of Transportation per School Day	6,643.68	6,643.68

SCHOOL FOR THE DEAF
(Continued)

2. Capital Budget. None of the funds appropriated above may be expended for capital budget items except as listed below. The amounts shown below shall be expended only for the purposes shown and are not available for expenditure for other purposes. Amounts appropriated above and identified in this provision as appropriations either for "Lease payments to the Master Lease Purchase Program" or for items with an "(MLPP)" notation shall be expended only for the purpose of making lease-purchase payments to the Texas Public Finance Authority pursuant to the provisions of Government Code §1232.103.

	2024	2025
a. Acquisition of Information Resource Technologies		
(1) Annual Computer Replacement	\$ 307,750	\$ 307,750
b. Transportation Items		
(1) Vehicle Replacement	\$ 610,000	\$ 0
Total, Capital Budget	\$ 917,750	\$ 307,750
Method of Financing (Capital Budget):		
General Revenue Fund	\$ 298,300	\$ 298,300
Federal Funds	\$ 9,450	\$ 9,450
Interagency Contracts	\$ 610,000	\$ 0
Total, Method of Financing	\$ 917,750	\$ 307,750

3. Educational Professional Salary Increases. The funds appropriated in Strategy C.1.1, Educational Professional Salary Increases, are estimated General Revenue amounts contingent upon the increases granted to comparable educational professionals in the Austin Independent School District, pursuant to Texas Education Code §30.055(b)(1).

No later than October 15 of each year of the biennium, the Texas School for the Deaf shall submit, in a form acceptable to the Legislative Budget Board and the Governor, a computation of the salary increases. Computations of salary increases in fiscal years 2024 and 2025 shall be based on fiscal year 2023 actual amounts. It is the intent of the Legislature that the school include in each year of the 2026-27 biennium baseline budget request the actual amount expended for salary increases in fiscal year 2025.

4. Contingency for Behavioral Health Funds. Notwithstanding appropriation authority granted above, the Comptroller of Public Accounts shall not allow the expenditure of General Revenue-Related Funds at the Texas School for the Deaf in Strategy A.1.3, Related and Support Services, in fiscal year 2024 or 2025, as identified in Art. IX §10.04, Statewide Behavioral Health Strategic Plan and Coordinated Expenditures, if the Legislative Budget Board provides notification to the Comptroller of Public Accounts that the agency's planned expenditure of those funds in fiscal year 2024 or fiscal year 2025 does not satisfy the requirements of Art. IX §10.04, Statewide Behavioral Health Strategic Plan and Coordinated Expenditures.

**SPECIAL PROVISIONS FOR THE SCHOOL FOR THE BLIND
AND VISUALLY IMPAIRED AND SCHOOL FOR THE DEAF**

1. Services to Employees. The governing boards may expend money for the provision of first aid or other minor medical attention for employees injured in the course and scope of their employment and for the repair and/or replacement of employees' items of personal property which are damaged or destroyed in the course and scope of their employment, so long as such items are medically prescribed equipment (e.g., eyeglasses, hearing aids, etc.).

2. Supplemental Pay. The Superintendent is authorized to determine supplemental pay for certain positions provided that the provision of such compensation (e.g., stipends, shift differential pay) is necessary to effectively carry out the job responsibilities of the position.

3. Appropriation of Funds. With respect to the following funds held outside the State Treasury, any balances remaining at the end of the fiscal years ending August 31, 2023 and 2024, plus all receipts deposited to each fund's credit and income received on the fund during the biennium, are appropriated for the continued purpose for which the fund was established subject to the approval

SPECIAL PROVISIONS FOR THE SCHOOL FOR THE BLIND AND VISUALLY IMPAIRED AND SCHOOL FOR THE DEAF

(Continued)

of the respective governing board: the Expendable Trust Fund; the Student Trust Fund; the Student Activity Fund; and the Student Aid Fund.

With respect to the following funds held within the State Treasury, any balances remaining at the end of the fiscal years ending August 31, 2023 and 2024, plus all receipts deposited to each fund's credit and income received on the fund during the biennium, are appropriated for the continued purpose for which the fund was established: Vocational Programs Fund; Technology Lending Fund; Curriculum Publications Fund; Independent School District Fund; State and County Available Fund and other funds brought into the State Treasury under Texas Government Code, Chapter 404.

Funds received from sale of food and recyclables and from the use of facilities of the Texas School for the Blind and Visually Impaired and the Texas School for the Deaf by organizations and other entities, including Learning Ally, Inc., and any daycare center provider using the facilities, are appropriated for the use of the respective school subject to the approval of the governing board.

- 4. Certification and Appropriation of Medicaid Reimbursement.** The Texas School for the Blind and Visually Impaired and the Texas School for the Deaf shall certify and/or transfer appropriated state funds to the Health and Human Services Commission or its designee for the state share of any Medicaid reimbursement for services provided to eligible students. The federal share of such reimbursement is appropriated to each respective school.
- 5. Payments by School Districts.** All revenues collected from local school districts in excess of the funds appropriated above are hereby appropriated to the Texas School for the Blind and Visually Impaired and the Texas School for the Deaf, respectively.
- 6. Consideration for Grants from the Texas Education Agency.** For all grants of state or federal funds by the Texas Education Agency, the Texas School for the Blind and Visually Impaired and the Texas School for the Deaf shall be considered independent school districts for purposes of eligibility determination, unless the Commissioner of Education and the school Superintendents mutually agree to an alternate consideration.
- 7. Substitute Teachers not Included in FTE Limit.** Notwithstanding the limitations of Article IX, Sec. 6.10. Limitations on State Employment Levels, for Texas School for the Blind and Visually Impaired and Texas School for the Deaf, it is the intent of the Legislature that the calculation of the number of full-time equivalent employees (FTEs) employed shall not include substitute teachers.
- 8. Quarterly Reporting of School District Payments.** The School for the Blind and Visually Impaired (TSBVI) and the School for the Deaf (TSD) shall on a quarterly basis submit to the Legislative Budget Board (LBB) information regarding revenues and expenditures of school district payments received pursuant to Texas Education Code §30.003. TSD and TSBVI shall report the funds received and expended by Strategy for the fiscal year to date as of the most recent fiscal quarter. TSD and TSBVI shall also provide for comparison the amounts each agency had previously projected to have been received and expended through the most recent fiscal quarter in the internal operating budget approved by each agency's board of trustees. Reports shall be submitted in a form requested by the LBB no later than January 1, April 1, July 1, and October 1 of each year of the 2024-25 biennium for the fiscal quarters ending November 30, February 28 or 29, May 30, and August 31, respectively.
- 9. Prepayment of SWCAP Facilities Payments.** Pursuant to Senate Bill 1457, Eighty-third Legislature, Regular Session, 2013, and Senate Bill 836, Eighty-fourth Legislature, Regular Session, 2015, transferring all duties, appropriations, and full-time-equivalent positions related to the management of physical facilities from the School for the Blind and Visually Impaired (TSBVI) and the School for the Deaf (TSD) to the Facilities Commission (TFC), any costs for TFC planning or real estate management assessed to TSBVI and TSD through the Statewide Cost Allocation Plan (SWCAP) under Government Code Chapter 2106, and Article IX, Sec. 15.04, are considered paid in full for purposes of reimbursing General Revenue for statewide allocated costs.

TEACHER RETIREMENT SYSTEM

	For the Years Ending	
	August 31, 2024	August 31, 2025
Method of Financing:		
General Revenue Fund ¹	\$ 8,803,278,494	\$ 3,448,459,510
GR Dedicated - Estimated Other Educational and General Income Account No. 770	\$ 36,196,028	\$ 37,535,281
Teacher Retirement System Trust Account Fund No. 960	<u>\$ 242,834,404</u>	<u>\$ 237,257,639</u>
Total, Method of Financing	<u>\$ 9,082,308,926</u>	<u>\$ 3,723,252,430</u>
 This bill pattern represents an estimated 4.5% of this agency's estimated total available funds for the biennium.		
Number of Full-Time-Equivalents (FTE):	1,047.3	1,047.3
Schedule of Exempt Positions:		
Executive Director	\$400,000	\$400,000
Chief Investment Officer	551,250	551,250
Deputy Chief Investment Officer	410,000	410,000
Items of Appropriation:		
A. Goal: TEACHER RETIREMENT SYSTEM		
To Administer the System as an Employee Benefit Trust.		
A.1.1. Strategy: TRS - PUBLIC EDUCATION RETIREMENT	\$ 2,460,565,824	\$ 2,668,969,876
Retirement Contributions for Public Education Employees. Estimated.		
A.1.2. Strategy: TRS - HIGHER EDUCATION RETIREMENT	323,115,862	338,241,098
Retirement Contributions for Higher Education Employees. Estimated.		
A.1.3. Strategy: ADMINISTRATIVE OPERATIONS	230,582,400	219,096,500
A.1.4. Strategy: TRS RETIREMENT-ADDITIONAL PAYMENT¹	5,000,000,000	0
TRS Retirement Additional Annuity Payment.		
A.2.1. Strategy: RETIREE HEALTH - STATUTORY FUNDS	474,190,449	486,045,210
Healthcare for Public Ed Retirees Funded by Statute. Estimated.		
A.3.1. Strategy: ACTIVE EMPLOYEE HEALTHCARE	<u>588,518,000</u>	<u>0</u>
Healthcare for Public Ed Active Employees.		
Total, Goal A: TEACHER RETIREMENT SYSTEM	\$ 9,076,972,535	\$ 3,712,352,684
B. Goal: SALARY ADJUSTMENTS		
B.1.1. Strategy: SALARY ADJUSTMENTS	<u>\$ 5,336,391</u>	<u>\$ 10,899,746</u>
Grand Total, TEACHER RETIREMENT SYSTEM	<u>\$ 9,082,308,926</u>	<u>\$ 3,723,252,430</u>
Object-of-Expense Informational Listing:		
Salaries and Wages	\$ 132,868,391	\$ 153,036,746
Other Personnel Costs	8,849,174,135	3,496,204,184
Professional Fees and Services	50,919,000	34,769,000
Fuels and Lubricants	4,000	4,000
Consumable Supplies	676,000	677,000
Utilities	2,488,000	2,488,000
Travel	2,964,000	3,094,000
Rent - Building	165,100	164,300
Rent - Machine and Other	795,000	795,000
Other Operating Expense	35,865,300	32,020,200
Capital Expenditures	<u>6,390,000</u>	<u>0</u>
Total, Object-of-Expense Informational Listing	<u>\$ 9,082,308,926</u>	<u>\$ 3,723,252,430</u>
Estimated Allocations for Employee Benefits and Debt Service Appropriations Made Elsewhere in this Act:		
<u>Employee Benefits</u>		
Group Insurance	\$ 10,901,627	\$ 11,389,147

TEACHER RETIREMENT SYSTEM
(Continued)

Social Security	8,576,188	9,058,434
Benefits Replacement	14,880	11,890

Total, Estimated Allocations for Employee Benefits and Debt Service Appropriations Made Elsewhere in this Act	\$ 19,492,695	\$ 20,459,471
--	----------------------	----------------------

1. Performance Measure Targets. The following is a listing of the key performance target levels for the Teacher Retirement System. It is the intent of the Legislature that appropriations made by this Act be utilized in the most efficient and effective manner possible to achieve the intended mission of the Teacher Retirement System. In order to achieve the objectives and service standards established by this Act, the Teacher Retirement System shall make every effort to attain the following designated key performance target levels associated with each item of appropriation.

	2024	2025
A. Goal: TEACHER RETIREMENT SYSTEM		
Outcome (Results/Impact):		
TRS Retirement Fund Annual Operating Expense Per Member in Dollars (Excluding Investment Expenses)	60.64	60.83
TRS Retirement Fund Investment Expense as Basis Points of Net Assets	13.14	12.32
Service Level Percentage of Calls Answered in Specified Time Interval	80%	80%
A.1.3. Strategy: ADMINISTRATIVE OPERATIONS		
Output (Volume):		
Number of TRS Benefit Applications Processed	100,000	100,000

2. Capital Budget. None of the funds appropriated above for Strategy A.1.3, Administrative Operations, may be expended for capital budget items except as listed below. The amounts shown below shall be expended only for the purposes shown and are not available for expenditure for other purposes.

	2024	2025
a. Repair or Rehabilitation of Buildings and Facilities		
(1) Building Renovations	\$ 3,000,000	\$ UB
(2) Security Renovations	200,000	UB
Total, Repair or Rehabilitation of Buildings and Facilities	\$ 3,200,000	\$ UB
b. Acquisition of Information Resource Technologies		
(1) IT Infrastructure Upgrades	\$ 7,300,000	\$ UB
(2) Investment Data Modernization	25,773,000	UB
Total, Acquisition of Information Resource Technologies	\$ 33,073,000	\$ UB
c. Data Center/Shared Technology Services		
(1) Data Center Services	\$ 1,110,805	\$ 953,101
Total, Capital Budget	\$ 37,383,805	\$ 953,101
Method of Financing (Capital Budget):		
Teacher Retirement System Trust Account Fund No. 960	\$ 37,383,805	\$ 953,101
Total, Method of Financing	\$ 37,383,805	\$ 953,101

3. Updated Actuarial Valuation. The Teacher Retirement System shall contract with an actuary to perform a limited actuarial valuation of the assets and liabilities of the Teacher Retirement System as of February 28 in those years when the Legislature meets in regular session. The purpose of the valuation shall be to determine the effect of investment, salary, and payroll experience on the unfunded liability, the amortization period, and the state contribution rate which results in a 30-year amortization period of the retirement system.

TEACHER RETIREMENT SYSTEM

(Continued)

4. State Contribution to Teacher Retirement Program. The amounts specified above in Strategy A.1.1, TRS-Public Education Retirement, \$2,460,565,824 in fiscal year 2024 and \$2,668,969,876 in fiscal year 2025, and A.1.2, TRS-Higher Education Retirement, \$323,115,862 in fiscal year 2024 and \$338,241,098 in fiscal year 2025 are based on a state contribution of 8.25 percent of payroll in year 2024 and 8.25 percent in year 2025 of the biennium, estimated.

5. State Contribution to Texas Public School Retired Employees Group Insurance Program. The amounts specified above in Strategy A.2.1, Retiree Health-Statutory Funds, \$474,190,449 in fiscal year 2024 and \$486,045,210 in fiscal year 2025 are based on a state contribution of 1.25 percent of payroll for each fiscal year, estimated.

The retirement system shall notify the Legislative Budget Board, the Governor, and its membership prior to establishing premiums, regarding the impact such premiums will have on retiree costs for TRS-Care insurance.

It is the intent of the Legislature that the Teacher Retirement System control the cost of the retiree insurance program by not providing rate increases to health care providers and pharmacy providers during the 2024-25 biennium without providing 60 days notice to the Legislative Budget Board.

6. Excess Benefit Arrangement Account. There is hereby appropriated to the Teacher Retirement System all funds transferred or deposited into the Excess Benefit Arrangement Account established in the General Revenue Fund for the purpose of paying benefits as authorized by Government Code Section 825.517.

7. Transfer of Other Educational and General Income. The Comptroller of Public Accounts is hereby authorized to transfer the necessary appropriations made above in Strategy A.1.2, TRS-Higher Education Retirement from Other Educational and General Income to institutions of higher education to meet their obligations and comply with the proportionality policy as expressed in the Article IX provision entitled Benefits Paid Proportional by Method of Finance.

8. Exempt Positions. Notwithstanding the limitations contained in the Article IX provision entitled Scheduled Exempt Positions, the TRS Board of Trustees may determine the salaries of the positions listed above in the Schedule of Exempt Positions without limitation.

9. Annual School District Contribution Rate to TRS-Care. The annual contribution rate for school districts for fiscal years 2024 and 2025 shall be 0.75 percent of total payroll.

10. Full-Time Equivalent Positions Intern Exemption. The number of Full-Time Equivalent (FTE) positions associated with the Teacher Retirement System's (TRS) Internship Program held by undergraduate students, trade school students, community college students, law school students, graduate school students, or post-graduate fellowship recipients in the Intern Program of the Teacher Retirement System (TRS) shall be exempt from Article IX, Section 6.10. Limitation on State Employment Levels. This provision will not change the cap on the Number of Full-Time Equivalents (FTE) for TRS listed elsewhere in this Act. TRS shall provide to the Legislative Budget Board, the Governor, the Comptroller of Public Accounts, and the State Auditor's Office a report of the number of FTEs associated with the Intern Program each fiscal year.

11. Limitation on Retirement Contributions to Public Community/Junior Colleges. General Revenue related funds appropriated above in Strategy A.1.2, TRS - Higher Education Retirement, for retirement contributions for Public Community/Junior Colleges are limited to 50 percent of the state contribution of 8.25 percent in fiscal year 2024 and 8.25 percent in fiscal year 2025 of the total covered payroll for Public Community and Junior Colleges, in accordance with Government Code Section 825.4071.

12. Performance Incentive Compensation Payments. The Teacher Retirement System Board of Trustees may make performance incentive compensation payments to the staff of the Investment Management Division based on investment performance standards adopted by the Board prior to the beginning of the period for which any additional compensation is paid. Such amounts as may be necessary to make performance incentive payment under the plan approved by the Board are hereby appropriated from the Teacher Retirement System Pension Trust Fund Account Fund No. 960.

TEACHER RETIREMENT SYSTEM

(Continued)

The Teacher Retirement System Board of Trustees shall notify the Legislative Budget Board and the Governor at least 45 days prior to the execution of any performance incentive payment based on the Retirement Trust Fund's investment performance. Funds shall be appropriated pursuant to this rider for performance incentive payments only in a fiscal year following a year in which the Retirement Trust Fund experiences a positive return.

13. Settle-Up Dollars Directed to TRS-Care. Any settle-up payments made in the fiscal year ending August 31, 2025, from the Teacher Retirement System of Texas pension fund or from the TRS-Care program are appropriated to the TRS-Care program. Settle-up funds are all estimated General Revenue appropriations for fiscal year 2024 in excess of the state's actual statutory obligations for retirement and retiree insurance contributions, and those funds are re-appropriated to the TRS-Care program, for deposit to the Texas Public School Retired Employees Group Insurance Trust Fund. For the purposes of this section, settle-up payments from the pension fund include any net payments made in excess of the state's total obligation to both Public Education Retirement and Higher Education Retirement.

14. Appropriation Transfers between Fiscal Years for TRS-Care. In addition to the transfer authority provided elsewhere in this Act and in order to provide for benefits through the Texas Public School Retired Employees Group Benefits Program (TRS-Care), the Teacher Retirement System is authorized to transfer General Revenue funds appropriated to Strategy A.2.1, Retiree Health - Statutory Funds, in fiscal year 2025 to fiscal year 2024 and such funds are appropriated for fiscal year 2024. Such transfers may only be made subject to the following:

- a. Transfers under this section may be requested only upon a finding by the TRS Board of Trustees that the fiscal year 2024 costs associated with providing retiree health benefits will exceed the funds appropriated for these services for fiscal year 2024.
- b. A transfer is not authorized by this section unless it receives the prior written approval of the Governor and the Legislative Budget Board.
- c. The Comptroller of Public Accounts shall cooperate as necessary to assist the completion of a transfer and spending made under this section.

15. Contingent Appropriation of Pension Trust Funds for GASB Statement Implementation. Upon a finding of fact by the Teacher Retirement System Board of Trustees that additional resources are necessary to implement accounting guidelines related to Governmental Accounting Standards Board statements and pronouncements, the Teacher Retirement System is appropriated such additional funds as approved by the Board from the Teacher Retirement System Pension Trust Fund Account No. 960 to communicate such guidelines to affected members and employers, and to acquire additional audit and actuarial services as needed for implementation.

Within thirty days of such a finding, the Teacher Retirement System Board of Trustees shall provide written notification to the Legislative Budget Board and the Governor of the amounts anticipated to be necessary to achieve these purposes.

16. TRS-Care Shortfall. It is the intent of the Legislature that resolving the long-term solvency of TRS-Care be a shared fiscal responsibility between the state, school districts, employees, and retirees.

17. Medicare Enrollment for Eligible Members of TRS-Care. Out of funds appropriated above, TRS shall identify members of TRS-Care who are eligible for Social Security Disability or Medicare benefits, and provide information and assistance necessary for eligible members to enroll in the programs to help ensure the solvency of the TRS-Care fund.

18. Right to Shop Incentive. It is the intent of the Legislature that the Teacher Retirement System incentivize members of TRS-Care and TRS-ActiveCare to shop for lower cost care within the health plans in order to achieve shared savings. Pursuant to the provisions of Insurance Code Section 1575.109, Section 1579.052, and Article IX, Section 7.11, Notification of Certain Purchases or Contract Awards, Amendments, and Extensions, the agency may contract with a third-party vendor for this purpose.

19. Exception to FTE Limitation for Board Fiduciary Finding.

- (a) In addition to the funding and "Number of Full-Time Equivalent (FTE)" appropriated above, the Teacher Retirement System (TRS) is authorized to employ additional FTEs and

TEACHER RETIREMENT SYSTEM

(Continued)

contract workers under a Fiduciary Finding of the TRS Board of Trustees (the Board) if the Board determines the additional staff are necessary to perform the fiduciary duties of the Board, pursuant to Government Code Section 825.313.

- (b) It is the intent of the Legislature that the Board approve a statement of justifications and objectives for adopting the additional FTEs, contract workers, and any additional funding related to those staff. No later than 30 business days following the adoption of a Fiduciary Finding pursuant to subsection (a), TRS shall submit to the Legislative Budget Board (LBB) and the Governor:
 - (1) A statement of the justifications and objectives for the additional funding and staff;
 - (2) The current operating budget, as approved by the Board, for each fiscal year of the 2024-25 biennium that is amended by the Fiduciary Finding described in subsection (a);
 - (3) Performance metrics proposed by TRS to evaluate the impact of additional staff on the Board's objectives in approving the additional staff; and
 - (4) Any additional information requested by the LBB or the Governor regarding the Fiduciary Finding described in subsection (a).
- (c) No later than October 31 following a fiscal year for which the TRS Board has adopted a Fiduciary Finding described in subsection (a), TRS shall provide a report to the LBB and the Governor on:
 - (1) The actual number of additional FTEs and contract workers hired during the preceding fiscal year pursuant to subsection (a);
 - (2) The actual total expenditures for the preceding fiscal year related to additional FTEs and contract workers described in subsection (c) (1); and
 - (3) A report on the agency's actual performance on metrics described in subsection (b)(3) for the preceding fiscal year.

20. Analysis of High-Cost Hospital Claims.

- (a) It is the intent of the legislature that the Teacher Retirement System, using funds appropriated by this Act, engage a third party vendor to conduct a review of hospital claims of TRS-Care and TRS-ActiveCare enrollees that exceeded \$100,000 during the 2022 fiscal year and analyze itemized charges and medical records to determine any potential cost savings that could be realized by the system.
- (b) Not later than September 1, 2024, the Teacher Retirement System shall provide to the Legislative Budget Board, the Governor, and the members of the Senate Finance Committee, Senate Health and Human Services Committee, House of Representatives Appropriations Committee, and House of Representatives Insurance Committee a report on the findings of the review and analysis.

21. Contingent Appropriation for Teacher Retirement System (TRS) Additional Regional Office. In addition to the amounts appropriated above and notwithstanding the provisions of Article IX, Section 6.10, Limitation on State Employment Levels, TRS is authorized to expend additional funds out of the TRS Pension Trust Fund and employ additional FTEs upon a finding of fact by the TRS Board of Trustees that additional resources are necessary to open an additional regional office. No later than 30 business days after such a finding, the TRS Board of Trustees shall notify the Legislative Budget Board (LBB) and the Governor of the amount of funding and number of FTEs anticipated to be necessary for these purposes.

22. Outside Legal Counsel. It is the intent of the Legislature that the Teacher Retirement System (TRS) shall confer with the Legislative Budget Board (LBB) before approving any settlement sought by TRS with its outside legal counsel contracted in fiscal year 2023 and fiscal year 2024 for healthcare related claims and litigation. This provision does not apply to settlements sought by TRS for subrogation cases or other cases defended by the Office of the Attorney General. The request shall be considered to be approved unless the LBB issues a written disapproval within 15 business days of the date upon receipt.

TEACHER RETIREMENT SYSTEM
(Continued)

23. Contingency for Senate Bill 10 and House Joint Resolution 2.¹

- (a) Contingent on enactment of Senate Bill 10, or similar legislation relating to benefits paid by the Teacher Retirement System of Texas, by the Eighty-eighth Legislature, Regular Session, included in amounts appropriated above to the Teacher Retirement System (TRS) in Strategy A.1.4, TRS Retirement Additional Annuity Payment, is \$1,645,000,000 in fiscal year 2024 from General Revenue to provide a onetime supplemental payment to certain TRS retirees, pursuant to the provisions of the legislation.
- (b) Contingent on enactment of Senate Bill 10, or similar legislation relating to benefits paid by the Teacher Retirement System of Texas, and subsequent voter approval of the constitutional amendment proposed by House Joint Resolution 2, or similar legislation relating to benefits paid by the Teacher Retirement System of Texas, by the Eighty-eighth Legislature, Regular Session, included in amounts appropriated above to TRS in Strategy A.1.4, TRS Retirement Additional Annuity Payment, is \$3,355,000,000 in fiscal year 2024 from General Revenue to provide a cost-of-living adjustment to certain TRS retirees, pursuant to the provisions of the legislation.
- (c) It is the intent of the Legislature that any amounts directed by Subsection (b) shall be structured so as to not exceed the limit provided under Texas Constitution, Article VIII, Section 22, Limitation on the Rate of Growth of Appropriations.

¹ Incorporates Article IX, Section 18.37, of this Act, due to enactment of SB 10 and HJR 2, 88th Legislature, Regular Session, relating to certain benefits paid by the Teacher Retirement System of Texas, resulting in an increase of \$5,000,000,000 out of General Revenue in fiscal year 2024.

OPTIONAL RETIREMENT PROGRAM

	For the Years Ending	
	August 31, 2024	August 31, 2025
Method of Financing:		
General Revenue Fund	\$ 122,648,532	\$ 122,403,235
GR Dedicated - Estimated Other Educational and General Income Account No. 770	\$ 24,830,717	\$ 25,079,024
Total, Method of Financing	\$ 147,479,249	\$ 147,482,259
This bill pattern represents an estimated 100% of this agency's estimated total available funds for the biennium.		
Items of Appropriation:		
A. Goal: OPTIONAL RETIREMENT PROGRAM		
A.1.1. Strategy: OPTIONAL RETIREMENT PROGRAM Optional Retirement Program. Estimated.	\$ 147,479,249	\$ 147,482,259
Grand Total, OPTIONAL RETIREMENT PROGRAM	\$ 147,479,249	\$ 147,482,259
Object-of-Expense Informational Listing:		
Other Personnel Costs	\$ 147,479,249	\$ 147,482,259
Total, Object-of-Expense Informational Listing	\$ 147,479,249	\$ 147,482,259

1. **Performance Measure Targets.**¹ The following is a listing of the key performance target levels for the Optional Retirement Program. It is the intent of the Legislature that appropriations made by this Act be utilized in the most efficient and effective manner possible to achieve the intended mission of the Optional Retirement Program. In order to achieve the objectives and service standards established by this Act, the Optional Retirement Program shall make every effort to attain the following designated key performance target levels associated with each item of appropriation.

OPTIONAL RETIREMENT PROGRAM
(Continued)

	2024	2025
A. Goal: OPTIONAL RETIREMENT PROGRAM		
A.1.1. Strategy: OPTIONAL RETIREMENT PROGRAM		
Output (Volume):		
Number of ORP Participants	35,002	34,704

2. **State Contribution to Optional Retirement Program.** The amount specified above in A.1.1, Optional Retirement Program, is based on a state contribution rate of 6.6 percent of payroll for each fiscal year, estimated. Institutions of higher education and the Texas Education Agency, if applicable, are required to certify estimates of state contributions required for payment to the Comptroller, and the Comptroller shall allocate the state contributions to institutions and the Texas Education Agency pursuant to Government Code Section 830.202.

3. **Use of Local Funds for Supplementing the General Revenue Appropriation to the Optional Retirement Program.** Institutions and agencies authorized under state law to provide the Optional Retirement Program to their employees are authorized to use local funds or other sources of funds to supplement the General Revenue Fund appropriation at a rate up to 1.9 percent of payroll.

4. **Transfer of Other Educational and General Income.** The Comptroller of Public Accounts is hereby authorized to transfer the necessary appropriations made above from Other Educational and General Income to institutions of higher education to meet their obligations and comply with the proportionality policy as expressed in Article IX of this Act.

5. **Limitation on Retirement Contributions for Public Community and Junior Colleges.** The General Revenue related funds appropriated in Strategy A.1.1, Optional Retirement Program, for retirement contributions to the Optional Retirement Program for Public Community/Junior Colleges are limited to 50 percent of the state contribution of 6.6 percent for each fiscal year of the 2024-25 biennium, in accordance with Government Code Section 830.201.

¹ Modified to reflect technical correction. Correct key performance measure targets reflected.

HIGHER EDUCATION EMPLOYEES GROUP INSURANCE CONTRIBUTIONS

	For the Years Ending	
	August 31, 2024	August 31, 2025
Method of Financing:		
General Revenue Fund ¹	\$ 794,605,370	\$ 794,605,372
GR Dedicated - Texas Department of Insurance Operating Fund Account No. 036 ¹	\$ 3,082,160	\$ 3,082,160
Total, Method of Financing	\$ 797,687,530	\$ 797,687,532

This bill pattern represents an estimated 100% of this agency's estimated total available funds for the biennium.

Items of Appropriation:¹

A. Goal: STATE CONTRIBUTION, UT SYSTEM

Group Insurance, State Contribution, UT System.

A.1.1. Strategy: UT - ARLINGTON The University of Texas at Arlington.	\$ 13,190,050	\$ 13,190,050
A.1.2. Strategy: UT - AUSTIN The University of Texas at Austin.	31,854,517	31,854,518
A.1.3. Strategy: UT - DALLAS The University of Texas at Dallas.	11,852,086	11,852,087
A.1.4. Strategy: UT - EL PASO The University of Texas at El Paso.	15,683,680	15,683,681
A.1.5. Strategy: UT - RIO GRANDE VALLEY The University of Texas Rio Grande Valley.	16,150,145	16,150,144
A.1.6. Strategy: UT - PERMIAN BASIN The University of Texas Permian Basin.	2,823,464	2,823,464
A.1.7. Strategy: UT - SAN ANTONIO The University of Texas at San Antonio.	16,430,664	16,430,664
A.1.8. Strategy: UT - TYLER The University of Texas at Tyler.	4,370,941	4,370,941
A.1.9. Strategy: STEPHEN F. AUSTIN Stephen F. Austin State University.	8,273,169	8,273,169
A.1.10. Strategy: UT SW MEDICAL The University of Texas Southwestern Medical Center.	17,908,633	17,908,633
A.1.11. Strategy: UTMB - GALVESTON The University of Texas Medical Branch at Galveston.	56,437,797	56,437,797
A.1.12. Strategy: UTHSC - HOUSTON The University of Texas Health Science Center at Houston.	27,928,921	27,928,920
A.1.13. Strategy: UTHSC - SAN ANTONIO The University of Texas Health Science Center at San Antonio.	25,962,759	25,962,761
A.1.14. Strategy: UT MD ANDERSON The University of Texas M. D. Anderson Cancer Center.	6,603,052	6,603,051
A.1.15. Strategy: UT HEALTH SCIENCE CENTER - TYLER The University of Texas Health Science Center at Tyler.	3,549,671	3,549,670
A.1.16. Strategy: UT - AUSTIN DELL MEDICAL SCHOOL The University of Texas at Austin Dell Medical School.	1,092,743	1,092,743
A.1.17. Strategy: UT- RGV SCHOOL OF MEDICINE The University of Texas - Rio Grande Valley School of Medicine.	3,088,974	3,088,974
A.1.18. Strategy: UT SYSTEM ADMINISTRATION The University of Texas System Administration.	50,862	50,863

Total, Goal A: STATE CONTRIBUTION, UT SYSTEM	\$ 263,252,128	\$ 263,252,130
---	----------------	----------------

B. Goal: STATE CONTRIBUTION, A&M SYSTEM

Group Insurance, State Contribution, A&M System.

B.1.1. Strategy: TEXAS A&M UNIVERSITY	\$ 43,501,037	\$ 43,501,037
--	---------------	---------------

HIGHER EDUCATION EMPLOYEES GROUP INSURANCE CONTRIBUTIONS
(Continued)

B.1.2. Strategy: A&M SYSTEM HEALTH SCIENCE CENTER Texas A&M University System Health Science Center.	10,267,039	10,267,039
B.1.3. Strategy: A&M - GALVESTON Texas A&M University at Galveston.	1,806,439	1,806,439
B.1.4. Strategy: PRAIRIE VIEW A&M Prairie View A&M University.	6,403,993	6,403,993
B.1.5. Strategy: TARLETON STATE UNIVERSITY	6,434,357	6,434,357
B.1.6. Strategy: A&M - CORPUS CHRISTI Texas A&M University - Corpus Christi.	6,103,523	6,103,523
B.1.7. Strategy: TEXAS A&M UNIVERSITY- CENTRAL TEXAS Texas A&M University - Central Texas.	1,117,361	1,117,361
B.1.8. Strategy: TEXAS A&M UNIVERSITY - SAN ANTONIO	2,308,125	2,308,125
B.1.9. Strategy: A&M - KINGSVILLE Texas A&M University - Kingsville.	5,560,591	5,560,591
B.1.10. Strategy: A&M - INTERNATIONAL Texas A&M International University.	3,484,739	3,484,739
B.1.11. Strategy: WEST TEXAS A&M West Texas A&M University.	5,499,734	5,499,734
B.1.12. Strategy: TEXAS A&M UNIVERSITY - COMMERCE	7,311,408	7,311,408
B.1.13. Strategy: TEXAS A&M UNIVERSITY - TEXARKANA	2,255,191	2,255,191
B.1.14. Strategy: A&M - AGRILIFE RESEARCH Texas A&M AgriLife Research.	11,430,250	11,430,250
B.1.15. Strategy: A&M - AGRILIFE EXTENSION Texas A&M AgriLife Extension Service.	16,236,167	16,236,167
B.1.16. Strategy: A&M - ENG EXPERIMENT STATION Texas A&M Engineering Experiment Station.	2,879,130	2,879,130
B.1.17. Strategy: A&M - TRANSPORTATION INSTITUTE Texas A&M Transportation Institute.	2,039,761	2,039,761
B.1.18. Strategy: A&M - ENG EXTENSION SERVICE Texas A&M Engineering Extension Service.	702,958	702,958
B.1.19. Strategy: TEXAS A&M FOREST SERVICE	4,650,965	4,650,965
B.1.20. Strategy: A&M - VET MEDICAL DIAGNOSTIC LAB Texas A&M Veterinary Medical Diagnostic Laboratory.	1,138,942	1,138,942
B.1.21. Strategy: A&M- TX DIVISION OF EMERGENCY MGMT Texas Division of Emergency Management.	<u>665,816</u>	<u>665,816</u>
Total, Goal B: STATE CONTRIBUTION, A&M SYSTEM	\$ 141,797,526	\$ 141,797,526
C. Goal: STATE CONTRIBUTION, ERS Group Insurance, State Contribution, Employees Retirement System.		
C.1.1. Strategy: UNIVERSITY OF HOUSTON	\$ 20,940,128	\$ 20,940,128
C.1.2. Strategy: UH - CLEAR LAKE University of Houston - Clear Lake.	4,412,790	4,412,790
C.1.3. Strategy: UH - DOWNTOWN University of Houston - Downtown.	3,798,743	3,798,743
C.1.4. Strategy: UH - VICTORIA University of Houston - Victoria.	2,047,391	2,047,391
C.1.5. Strategy: UH SYSTEM ADMINISTRATION The University of Houston System Administration.	316,329	316,329
C.1.6. Strategy: UH-COLLEGE OF MEDICINE The University Of Houston College Of Medicine.	668,350	668,350
C.1.7. Strategy: SAM HOUSTON ST. COLLEGE OF MEDICINE Sam Houston State University College of Osteopathic Medicine.	41,815	41,815
C.1.8. Strategy: LAMAR UNIVERSITY	10,069,913	10,069,913
C.1.9. Strategy: LAMAR INSTITUTE OF TECHNOLOGY	1,598,268	1,598,268
C.1.10. Strategy: LAMAR STATE COLLEGE - ORANGE	1,494,555	1,494,555
C.1.11. Strategy: LAMAR STATE COLLEGE - PORT ARTHUR	1,717,574	1,717,574
C.1.12. Strategy: ANGELO STATE UNIVERSITY	6,498,186	6,498,186

HIGHER EDUCATION EMPLOYEES GROUP INSURANCE CONTRIBUTIONS
(Continued)

C.1.13. Strategy: MIDWESTERN STATE UNIV Midwestern State University.	4,091,801	4,091,801
C.1.14. Strategy: SAM HOUSTON STATE UNIV Sam Houston State University.	9,894,142	9,894,142
C.1.15. Strategy: TEXAS STATE UNIVERSITY	18,080,253	18,080,253
C.1.16. Strategy: SUL ROSS STATE UNIVERSITY	3,062,434	3,062,434
C.1.17. Strategy: SUL ROSS STATE-RIO GRANDE COLLEGE Sul Ross State University - Rio Grande College.	317,762	317,762
C.1.18. Strategy: TEXAS STATE SYSTEM ADMIN Texas State University System Administration.	276,379	276,379
C.1.19. Strategy: UNIVERSITY OF NORTH TEXAS	15,650,149	15,650,149
C.1.20. Strategy: UNIVERSITY OF NORTH TEXAS AT DALLAS	1,883,117	1,883,117
C.1.21. Strategy: UNT HEALTH SCIENCE CENTER University of North Texas Health Science Center at Fort Worth.	7,115,213	7,115,213
C.1.22. Strategy: TEXAS SOUTHERN UNIVERSITY	5,701,069	5,701,069
C.1.23. Strategy: TEXAS TECH UNIVERSITY	25,669,488	25,669,488
C.1.24. Strategy: TEXAS TECH HEALTH SCI CTR Texas Tech University Health Sciences Center.	21,728,680	21,728,680
C.1.25. Strategy: TEXAS TECH HSC EL PASO Texas Tech University Health Sciences Center El Paso.	6,120,294	6,120,294
C.1.26. Strategy: TEXAS WOMAN'S UNIVERSITY	8,339,526	8,339,526
C.1.27. Strategy: TSTC - HARLINGEN Texas State Technical College - Harlingen.	3,150,676	3,150,676
C.1.28. Strategy: TSTC - WEST TEXAS Texas State Technical College - West Texas.	1,453,526	1,453,526
C.1.29. Strategy: TSTC - WACO Texas State Technical College - Waco.	4,089,100	4,089,100
C.1.30. Strategy: TSTC - MARSHALL Texas State Technical College - Marshall.	651,881	651,881
C.1.31. Strategy: TSTC - FT. BEND Texas State Technical College - Ft. Bend.	577,651	577,651
C.1.32. Strategy: TSTC - NORTH TEXAS Texas State Technical College - North Texas.	407,423	407,423
C.1.33. Strategy: TSTC - SYSTEM ADMIN Texas State Technical College System Administration.	5,798,496	5,798,496
C.1.34. Strategy: UNIV OF NORTH TEXAS SYSTEM ADMIN University of North Texas System Administration.	1,064,493	1,064,493
C.1.35. Strategy: TEXAS TECH UNIVERSITY SYSTEM ADMIN Texas Tech University System Administration.	897,053	897,053
C.1.36. Strategy: PUB COMMUNITY / JR COLLEGES Public Community / Junior Colleges.	<u>193,013,228</u>	<u>193,013,228</u>
Total, Goal C: STATE CONTRIBUTION, ERS	<u>\$ 392,637,876</u>	<u>\$ 392,637,876</u>
Grand Total, HIGHER EDUCATION EMPLOYEES GROUP INSURANCE CONTRIBUTIONS	<u>\$ 797,687,530</u>	<u>\$ 797,687,532</u>
Object-of-Expense Informational Listing:		
Other Operating Expense	<u>\$ 797,687,530</u>	<u>\$ 797,687,532</u>
Total, Object-of-Expense Informational Listing	<u>\$ 797,687,530</u>	<u>\$ 797,687,532</u>

1. State Contribution to Group Insurance for Higher Education Employees Participating in the Employees Retirement System Group Benefits Program. Funds identified and appropriated above for group insurance are intended to fund:

- a. the majority of the cost of the basic life and health coverage for all active and retired employees; and
- b. fifty percent of the total cost of health coverage for the spouses and dependent children of all active and retired employees who enroll in coverage categories which include a spouse and/or dependent children.

HIGHER EDUCATION EMPLOYEES GROUP INSURANCE CONTRIBUTIONS (Continued)

In no event shall the total amount of state contributions allocated to fund coverage in an optional health plan exceed the actuarially determined total amount of state contributions that would be required to fund basic health coverage for those active employees and retirees who have elected to participate in that optional health plan.

Funds appropriated for higher education employees' group insurance contributions may not be used for any other purpose.

It is further provided that institutions shall cooperate so that employees employed by more than one institution may be covered under one group policy and that said policy may be held jointly by two or more institutions and paid from funds appropriated to the institutions for payment of employee insurance premiums as set out above.

- 2. The University of Texas System Group Health Insurance Contributions.** Funds identified and appropriated above for group insurance are intended to fund a comparable portion of the costs of basic health coverage for all active and retired employees and their dependents as is provided above for higher education active and retired employees and dependents participating in the Employees Retirement System's Group Benefits Program.

In no event shall the total amount of state contributions allocated to fund coverage in an optional health plan exceed the actuarially determined total amount of state contributions that would be required to fund basic health coverage for those active employees and retirees who have elected to participate in that optional health plan.

Funds appropriated for higher education employees' group insurance contributions may not be used for any other purpose.

The University of Texas System shall file a report with the Legislative Budget Board, the Governor and the Comptroller by September 15 of each year, detailing all group health insurance plans offered to system employees and retirees, including the benefit schedule, premium amounts, and employee/retiree contributions.

Active and retired employees of The University of Texas System are authorized to use one-half of the "employee-only" state contribution amount for optional insurance. Optional insurance for the employees participating in the group insurance program shall be defined by The University of Texas System. Active and retired employees participating in these plans may only use one-half of the employee-only state contribution if they sign and submit a document to their employing institution indicating they have health insurance coverage from another source.

- 3. Texas A&M System Group Health Insurance Contributions.** Funds identified and appropriated above for group insurance are intended to fund a comparable portion of the costs of basic health coverage for all active and retired employees and their dependents as is provided above for higher education active and retired employees and dependents participating in the Employees Retirement System's Group Benefits Program.

In no event shall the total amount of state contributions allocated to fund coverage in an optional health plan exceed the actuarially determined total amount of state contributions that would be required to fund basic health coverage for those active employees and retirees who have elected to participate in that optional health plan.

Funds appropriated for higher education employees' group insurance contributions may not be used for any other purpose.

In addition to funds appropriated above, the Texas A&M System Agencies are authorized to use funds appropriated elsewhere in this Act to pay for higher education employees' group insurance contributions.

The Texas A&M System shall file a report with the Legislative Budget Board, the Governor and the Comptroller by September 15 of each year, detailing all group health insurance plans offered to system employees and retirees, including the benefit schedule, premium amounts, and employee/retiree contributions.

Active and retired employees of the Texas A&M System are authorized to use one-half of the "employee-only" state contribution amount for optional insurance. Optional insurance for the employees participating in the group insurance program shall be defined by the Texas A&M

HIGHER EDUCATION EMPLOYEES GROUP INSURANCE CONTRIBUTIONS (Continued)

System. Active and retired employees participating in these plans may only use one-half of the employee-only state contribution if they sign and submit a document to their employing institution indicating they have health insurance coverage from another source.

4. **Transfer Authority.** Out of the funds appropriated above:

- a. The Comptroller shall transfer monthly, one-twelfth of the amount appropriated from those institutions participating in the Employees Retirement System's Group Benefit Program to the Employees Life, Accident, and Health Insurance and Benefits Fund No. 973, for use by the Employees Retirement System for each higher education institution which participates in the group insurance program of the Employees Retirement System.
- b. The Comptroller shall transfer monthly, one-twelfth of the amount appropriated from state contributions for institutions belonging to The University of Texas System, to The University of Texas System Office for use by each institution's group insurance program.
- c. The Comptroller shall transfer monthly, one-twelfth of the amount appropriated from state contributions for institutions belonging to the Texas A&M System, to the Texas A&M System Office, for use by each institution's group insurance program.

5. **Specification of Appropriations.** The amount of the appropriation made for Strategy C.1.36, Public Community/Junior Colleges, shall be allocated to each college in accordance with a report, specifying the exact amounts for each college, to be provided by the Legislative Budget Board to the Employees Retirement System.

6. **Appropriations Transfers.¹**

- a. Funds appropriated above to institutions other than those belonging to The University of Texas System or the Texas A&M University System, may be transferred from one appropriation item to another at the discretion of the chief administrative officer of the Employees Retirement System for the purpose of applying appropriations in excess of actual General Revenue group insurance premium costs at any of the higher education institutions named above to appropriation shortfalls for General Revenue group insurance premiums at any of the higher education institutions named above. Reallocation dollars provided by the group of institutions submitting annual Accounting Policy Statement 011 (Benefits Proportional by Fund) reports to the Comptroller shall be first apportioned among the same group of institutions, and any remaining funds may be applied to appropriation shortfalls among other institutions of higher education. Funds appropriated above to components of The University of Texas System and the Texas A&M University System may be transferred from one component to another component within the same system at the discretion of the chief administrative officer of each system for the same purposes stated above.
- b. Out of the funds appropriated above in Strategy A.1.11, The University of Texas Medical Branch at Galveston, \$29,027 in fiscal year 2024 and \$29,027 in fiscal year 2025 is for the purpose of paying General Revenue group insurance premiums for employees participating in the Employees Retirement System Group Benefit Program for managed health care and mental care associated with the Texas Department of Criminal Justice. Except for the transfer authority provided above in Subsection (a), these amounts are sum certain.
- c. Out of the funds appropriated above in Strategy A.1.11, The University of Texas Medical Branch at Galveston, \$38,562,478 in fiscal year 2024 and \$38,562,477 in fiscal year 2025 is for the purpose of paying General Revenue group insurance premiums for employees participating in The University of Texas System group insurance program for managed health care and mental care associated with the Texas Juvenile Justice Department and the Texas Department of Criminal Justice. Except for the transfer authority provided above in Subsection (a), these amounts are sum certain.
- d. Out of the funds appropriated above in Strategy C.1.24, Texas Tech University Health Sciences Center, \$7,048,477 in fiscal year 2024 and \$7,048,477 in fiscal year 2025 is for the purpose of paying General Revenue group insurance premiums for employees associated with managed health care contracts with the Texas Department of Criminal Justice. Except for the transfer authority provided above in Subsection (a), these amounts are sum certain.
- e. Out of the funds appropriated above in Strategy A.1.12, The University of Texas Health Science Center at Houston, \$6,732,342 in fiscal year 2024 and \$6,732,342 in fiscal year

HIGHER EDUCATION EMPLOYEES GROUP INSURANCE CONTRIBUTIONS
(Continued)

2025 is for the purpose of paying General Revenue group insurance premiums for employees associated with the Harris County Psychiatric Center and the Dunn Behavioral Sciences Center. Except for the transfer authority provided above in Subsection (a), these amounts are sum certain.

- f. Included in the funds appropriated above in Strategy B.1.19, Texas A&M Forest Service, \$3,082,160 in fiscal year 2024 and \$3,082,160 in fiscal year 2025 is for the purpose of paying group health insurance premiums for employees paid with direct appropriations to the Texas A&M Forest Service from the General Revenue Funds-Dedicated Texas Department of Insurance Operating Account No. 036. Except for the transfer authority provided above in Subsection (a), these amounts are sum certain.

7. Unexpended Balances, Higher Education Group Insurance Contributions. Any unexpended balances remaining as of August 31, 2024, for individual institutions of higher education receiving General Revenue group insurance contributions in this appropriation are hereby appropriated for the same purposes in fiscal year 2025.

8. Benefits Proportionality Audit Requirement.

- a. For fiscal year 2024 and 2025, institutions of higher education shall also consider audits of benefits proportional when developing their annual internal audit plans.
- b. It is the intent of the Legislature that the State Auditor's Office audit at least two institutions of higher education for compliance with benefits proportional provisions during the 2024-25 biennium.
- c. If an audit conducted under subsections (a) and (b) identifies any instances in which an institution has not been compliant with the proportionality requirements provided in Article IX, Sec. 6.08, Benefits Paid Proportional by Method of Finance and received excess General Revenue as a result of this noncompliance, the institution shall submit a reimbursement payment to the Comptroller of Public Accounts within two years from the conclusion from the audit. The Comptroller of Public Accounts shall notify the Legislative Budget Board and State Auditor's Office of all reimbursement payments submitted by an institution of higher education.

9. HEGI State Premium Contribution Rate.¹ For the 2024-25 biennium, funds identified and appropriated through the Higher Education Employees Group Insurance bill pattern are based on the following percentage of the full Employee Retirement System (ERS) premium rates, based on the following institutional categories:

	2024-25
The University of Texas System	88.6%
Texas A&M University System	88.6%
ERS Participating Institutions	88.6%
Public Community/Junior Colleges	50.0%

¹ Incorporates Special Provisions Relating Only to State Agencies of Higher Education, Section 58, relating to Higher Education Affordability, resulting in increases of \$79,420,803 in FY 2024 and \$79,420,805 in FY 2025 out of General Revenue and \$412,404 in each fiscal year out of GR-Dedicated – Texas Department of Insurance Operating Fund Account No. 036.

HIGHER EDUCATION COORDINATING BOARD

	For the Years Ending	
	August 31, 2024	August 31, 2025
Method of Financing:		
General Revenue Fund ^{1, 2}	\$ 1,280,410,158	\$ 1,239,465,280
<u>General Revenue Fund - Dedicated</u>		
Texas B-on-Time Student Loan Account, estimated ³	\$ 144,064,607	\$ 0

HIGHER EDUCATION COORDINATING BOARD
(Continued)

Physician Education Loan Repayment Program Account No. 5144,	<u>17,767,492</u>	<u>17,767,492</u>
Subtotal, General Revenue Fund - Dedicated	\$ 161,832,099	\$ 17,767,492
Federal Funds	\$ 35,891,730	\$ 35,891,730
<u>Other Funds</u>		
Permanent Fund Supporting Graduate Medical Education, estimated	\$ 11,000,000	\$ 11,000,000
Appropriated Receipts, estimated	1,480,920	1,480,920
Certificate of Authority Fees, estimated	4,000	4,000
License Plate Trust Fund Account No. 0802, estimated	247,400	247,400
Permanent Health Fund for Higher Education, estimated	1,914,193	1,914,193
Permanent Endowment Fund for the Baylor College of Medicine, estimated	1,425,000	1,425,000
Permanent Fund for the Higher Education Nursing, Allied Health and Other Health Related Programs, estimated	1,883,810	1,883,810
Permanent Fund for Minority Health Research and Education, estimated	1,066,551	1,066,551
Other Funds, estimated	13,529,587	13,510,439
Other Special State Funds, estimated	5,000	5,000
Certification and Proprietary School Fees, estimated	<u>1,000</u>	<u>1,000</u>
Subtotal, Other Funds	<u>\$ 32,557,461</u>	<u>\$ 32,538,313</u>
Total, Method of Financing	<u>\$ 1,510,691,448</u>	<u>\$ 1,325,662,815</u>

This bill pattern represents an estimated 81.8% of this agency's estimated total available funds for the biennium.

Number of Full-Time-Equivalents (FTE):² 336.9 336.9

Schedule of Exempt Positions:
Commissioner of Higher Education, Group 9 \$325,000 \$325,000

Items of Appropriation:

A. Goal: HIGHER EDUCATION SUPPORT		
A.1.1. Strategy: AGENCY OPERATIONS²	\$ 42,302,550	\$ 42,120,930
A.1.2. Strategy: STUDENT LOAN PROGRAMS	7,643,061	5,038,646
A.1.3. Strategy: COLLEGE READINESS AND SUCCESS	15,978,697	15,978,697
A.1.4. Strategy: TEXAS ONCOURSE PROGRAM	4,014,231	4,014,230
A.1.5. Strategy: INNOVATION AND COLLABORATION Innovation And Collaboration Initiatives.	20,000,000	UB
A.1.6. Strategy: COMPUTER SCIENCE PIPELINE Computer Science Pipeline Initiative.	<u>5,000,000</u>	<u>5,000,000</u>
Total, Goal A: HIGHER EDUCATION SUPPORT	\$ 94,938,539	\$ 72,152,503
B. Goal: AFFORDABILITY AND DEBT		
B.1.1. Strategy: TEXAS GRANT PROGRAM Towards Excellence, Access and Success Grant Program.	\$ 475,138,160	\$ 475,138,160
B.1.2. Strategy: TUITION EQUALIZATION GRANTS	97,913,339	97,913,339
B.1.3. Strategy: TEOG PUB COMMUNITY COLLEGES² Texas Educational Opportunity Grants Public Community Colleges.	111,000,445	111,000,445
B.1.4. Strategy: TEOG PUB STATE/TECHNICAL COLLEGES² Texas Educational Opportunity Grants Public State & Technical Colleges.	11,122,093	11,122,093
B.1.5. Strategy: COLLEGE WORK STUDY PROGRAM Texas College Work Study Program.	9,169,523	9,169,523
B.1.6. Strategy: LICENSE PLATE SCHOLARSHIPS License Plate Scholarships Program.	247,400	247,400
B.1.7. Strategy: EDUCATIONAL AIDE PROGRAM	481,616	481,616
B.1.8. Strategy: TX ARMED SERVICES SCHOLARSHIP PGM Texas Armed Services Scholarship Program.	7,335,000	7,335,000
B.1.9. Strategy: OPEN EDUCATIONAL RESOURCES	231,025	231,024
B.1.10. Strategy: STUDENT FINANCIAL AID	74,669,983	74,669,983

HIGHER EDUCATION COORDINATING BOARD
(Continued)

B.1.11. Strategy: B-ON-TIME BALANCES ³	141,460,191	0
B.1.12. Strategy: SCHOLARSHIP PROGRAM ¹	<u>500,000</u>	<u>500,000</u>
Total, Goal B: AFFORDABILITY AND DEBT	\$ 929,268,775	\$ 787,808,583
C. Goal: INDUSTRY WORKFORCE		
C.1.1. Strategy: CAREER/TECHNICAL EDUCATION PROGRAMS ² Career and Technical Education Programs.	\$ 40,223,730	\$ 35,891,730
C.1.2. Strategy: BILINGUAL EDUCATION PROGRAM	1,099,482	1,099,482
C.1.3. Strategy: EDUCATIONAL LOAN REPAYMENT	<u>39,890,625</u>	<u>39,890,625</u>
Total, Goal C: INDUSTRY WORKFORCE	\$ 81,213,837	\$ 76,881,837
D. Goal: INDUSTRY WORKFORCE - HEALTH RELATED		
D.1.1. Strategy: FAMILY PRACTICE RESIDENCY PROGRAM	\$ 8,250,000	\$ 8,250,000
D.1.2. Strategy: PRECEPTORSHIP PROGRAM	2,425,000	2,425,000
D.1.3. Strategy: GME EXPANSION Graduate Medical Education Expansion.	116,550,000	116,550,000
D.1.4. Strategy: TRAUMA CARE PROGRAM Physician and Nurse Trauma Care.	2,957,203	2,957,203
D.1.5. Strategy: JOINT ADMISSION MEDICAL PROGRAM	11,696,794	UB
D.1.6. Strategy: PROF NURSING SHORTAGE REDUCTION PGM Professional Nursing Shortage Reduction Program.	23,400,000	23,400,000
D.1.7. Strategy: CHILD MENTAL HEALTH CARE CONSORTIUM	140,277,958	140,277,954
D.1.8. Strategy: FORENSIC PSYCHIATRY FELLOWSHIP PGM Forensic Psychiatry Fellowship Program.	2,500,000	2,500,000
D.1.9. Strategy: NURSING SCHOLARSHIPS	12,500,000	12,500,000
D.1.10. Strategy: RURAL RESIDENT PHYSICIAN PROGRAM Rural Resident Physician Grant Program.	1,500,000	1,500,000
D.1.11. Strategy: NURSING INNOVATION GRANT PROGRAM	<u>6,000,000</u>	<u>UB</u>
Total, Goal D: INDUSTRY WORKFORCE - HEALTH RELATED	\$ 328,056,955	\$ 310,360,157
E. Goal: BAYLOR COLLEGE OF MEDICINE		
E.1.1. Strategy: BAYLOR COLLEGE OF MEDICINE - UGME Baylor College of Medicine - Undergraduate Medical Education.	\$ 38,446,836	\$ 38,252,220
E.1.2. Strategy: BAYLOR COLLEGE OF MEDICINE - GME Baylor College of Medicine Graduate Medical Education (GME).	9,002,575	9,002,575
E.1.3. Strategy: BAYLOR COLL MED PERM ENDOWMENT FUND Baylor College of Medicine Tobacco Earnings from Perm Endowment Fund.	1,425,000	1,425,000
E.1.4. Strategy: BAYLOR COLL MED PERM HEALTH FUND Tobacco Earnings from Perm Health Fund for Baylor College of Medicine.	1,914,193	1,914,193
E.1.5. Strategy: BAYLOR COLL MED HOLD HARMLESS Baylor College Of Medicine- One-time Hold Harmless.	<u>1,753,079</u>	<u>1,744,205</u>
Total, Goal E: BAYLOR COLLEGE OF MEDICINE	\$ 52,541,683	\$ 52,338,193
F. Goal: TOBACCO FUNDS Tobacco Settlement Funds to Institutions.		
F.1.1. Strategy: EARNINGS - MINORITY HEALTH Tobacco Earnings - Minority Health Res and Ed to THECB.	\$ 1,066,551	\$ 1,066,551

HIGHER EDUCATION COORDINATING BOARD
(Continued)

F.1.2. Strategy: EARNINGS - NURSING/ALLIED HEALTH	1,883,810	1,883,810
Tobacco Earnings - Nursing, Allied Health, Other to THECB.		

Total, Goal F: TOBACCO FUNDS	\$ 2,950,361	\$ 2,950,361
-------------------------------------	--------------	--------------

G. Goal: RESEARCH AND INNOVATION
Trusteed Funds for Research and Innovation.

G.1.1. Strategy: TEXAS RESEARCH INCENTIVE PROGRAM	\$ 16,625,000	\$ 16,625,000
G.1.2. Strategy: AUTISM PROGRAM	3,705,000	3,705,000

Total, Goal G: RESEARCH AND INNOVATION	\$ 20,330,000	\$ 20,330,000
---	---------------	---------------

H. Goal: SALARY ADJUSTMENTS

H.1.1. Strategy: SALARY ADJUSTMENTS	\$ 1,391,298	\$ 2,841,181
--	--------------	--------------

Grand Total, HIGHER EDUCATION COORDINATING BOARD	\$ 1,510,691,448	\$ 1,325,662,815
---	------------------	------------------

Object-of-Expense Informational Listing:

Salaries and Wages	\$ 30,281,497	\$ 28,107,365
Other Personnel Costs	371,139	371,139
Professional Fees and Services	7,109,175	7,004,556
Consumable Supplies	265,496	265,496
Travel	295,742	295,742
Rent - Building	144,243	144,243
Rent - Machine and Other	2,402,000	2,449,999
Other Operating Expense	30,066,914	30,064,912
Grants	1,439,755,242	1,256,959,363

Total, Object-of-Expense Informational Listing	\$ 1,510,691,448	\$ 1,325,662,815
---	------------------	------------------

Estimated Allocations for Employee Benefits and Debt Service Appropriations Made Elsewhere in this Act:

Employee Benefits

Retirement	\$ 2,497,184	\$ 2,651,113
Group Insurance	4,094,694	4,195,678
Social Security	2,078,217	2,202,689
Benefits Replacement	11,736	9,377

Total, Estimated Allocations for Employee Benefits and Debt Service Appropriations Made Elsewhere in this Act	\$ 8,681,831	\$ 9,058,857
--	--------------	--------------

1. Performance Measure Targets. The following is a listing of the key performance target levels for the Higher Education Coordinating Board. It is the intent of the Legislature that appropriations made by this Act be utilized in the most efficient and effective manner possible to achieve the intended mission of the Higher Education Coordinating Board. In order to achieve the objectives and service standards established by this Act, the Higher Education Coordinating Board shall make every effort to attain the following designated key performance target levels associated with each item of appropriation.

	2024	2025
A. Goal: HIGHER EDUCATION SUPPORT		
Outcome (Results/Impact):		
Percentage of University Students Graduating in Four Years	43%	44%
Percentage of Public Two-year Institution Students Graduating in Three Years	27%	28%
Percentage of University Students Graduating within Six Years	66%	67%
Percent of Public Bachelor's Degree Graduates Completing with No More than 3 Hours of Their Degree Plan	43%	44%
Percent of Public Two-year Institution Students Graduating with No More than 3 Hours of Their Award Plan	26%	27%
Percent of Texans Ages 25-34 with a Degree, Certificate, or Other Postsecondary Credential of Value	50.3%	51.4%
Percent of Texans Ages 35-64 with a Degree, Certificate, or Other Postsecondary Credential of Value	49.94%	51.06%
Number of Students Completing Postsecondary Credentials of Value Each Year	384,456.46	402,850.19

HIGHER EDUCATION COORDINATING BOARD
(Continued)

Amount of Private and Federal Research and Development Expenditures at Texas Public Institutions of Higher Education	3,680,000,000	3,770,000,000
Number of Research Doctorates Awarded Yearly by Texas Institutions of Higher Education	5,994	6,144
A.1.3. Strategy: COLLEGE READINESS AND SUCCESS		
Output (Volume):		
Increase in Fall Student Headcount Enrollment since Fall 2000	16,457	16,621
One Year Persistence Rates for Public Universities	85.31	87
One Year Persistence Rates for Public Community, Technical and State Colleges	67	68
2-year to 4-year Transfer Rate	27	27
Explanatory:		
Dollars Appropriated for Developmental Education	41,122,509	41,122,509
B. Goal: AFFORDABILITY AND DEBT		
Outcome (Results/Impact):		
Percentage of Students Receiving Financial Aid Employed Through Texas College Work Study Program	0.57%	0.57%
Percentage of Graduates with No Undergraduate Student Debt or Manageable Levels of Debt in Relation to Their Potential Earnings	94.3%	94.3%
Percentage of Graduates with No Undergraduate Student Debt	47.6%	47.6%
B.1.1. Strategy: TEXAS GRANT PROGRAM		
Output (Volume):		
Number of Students Receiving Texas Grants	98,772	105,444
Percentage of Texas Grant Recipients Who Earn a Baccalaureate Degree within Four Academic Years	32%	32%
B.1.2. Strategy: TUITION EQUALIZATION GRANTS		
Output (Volume):		
Number of Students Receiving Tuition Equalization Grants Awards	29,411	29,999
Percentage of Tuition Equalization Grant Recipients Who Earn Baccalaureate Degrees within Four Academic Years	42%	42%
B.1.3. Strategy: TEOG PUB COMMUNITY COLLEGES		
Output (Volume):		
Percent of Texas Educational Opportunity Grant Recipients Who Entered Texas Public Community Colleges in the Fall Term Three Years Ago as First Time, Full-time Undergraduates Who Then Received Associate's Degrees or Certifications, or Who Transferred to a Four Year College or University after Thirty Semester Credit Hours, Since that Date	42%	42%
Number of Students Receiving a TEOG Award at Community Colleges	43,379	53,922
B.1.4. Strategy: TEOG PUB STATE/TECHNICAL COLLEGES		
Output (Volume):		
Number of Students Receiving a TEOG Award at State and Technical Colleges	2,055	2,656
D. Goal: INDUSTRY WORKFORCE - HEALTH RELATED		
Outcome (Results/Impact):		
Percent of First Year Medical Resident's Headcount to Texas Medical School Graduates	92%	88%
Number of GME Expansion Grant Program Awards Made	5,050	5,050
D.1.1. Strategy: FAMILY PRACTICE RESIDENCY PROGRAM		
Output (Volume):		
Number of Family Practice Residency Program Residents Supported	1,047	1,047
Average Funding Per Family Practice Residency Program Resident	7,683	7,683
E. Goal: BAYLOR COLLEGE OF MEDICINE		
Outcome (Results/Impact):		
Percentage of Baylor College of Medicine Graduates entering Texas Residency Programs	51%	51%
Percentage of Baylor College of Medicine Graduates entering Primary Care Residency Programs	48.8%	48.8%

2. Capital Budget.

- (a) None of the funds appropriated above may be expended for capital budget items except as listed below. The amounts shown below shall be expended only for the purposes shown and

HIGHER EDUCATION COORDINATING BOARD

(Continued)

are not available for expenditure for other purposes. Amounts appropriated above and identified in this provision as appropriations either for "Lease Payments to the Master Lease Purchase Program" or for items with an "(MLPP)" notation shall be expended only for the purpose of making lease-purchase payments to the Texas Public Finance Authority pursuant to the provisions of Government Code §1232.103.

- (b) Notwithstanding (a) and the limitations of Article IX, Section 14.03, Transfers - Capital Budget, any unused administrative funds contained in the Central Administration Program, Facilities Support Program, Information Resources Program, and Student Loan Programs as of August 31, 2023, may be carried forward into fiscal year 2024 to be used for capital projects related to Cybersecurity Initiatives.

	<u>2024</u>	<u>2025</u>
a. Acquisition of Information Resource Technologies		
(1) Acquisition and Refresh of IT Infrastructure	\$ 252,000	\$ 252,000
b. Data Center/Shared Technology Services		
(1) Data Center Consolidation	\$ 4,273,006	\$ 4,159,895
c. Cybersecurity		
(1) Cybersecurity Initiatives	\$ 125,000	\$ 125,000
(2) Cybersecurity / Managed Security Services - DCS	<u>95,000</u>	<u>95,000</u>
Total, Cybersecurity	\$ 220,000	\$ 220,000
d. Legacy Modernization		
(1) Agency Application Portfolio Modernization Project	<u>\$ 260,000</u>	<u>\$ 260,000</u>
Total, Capital Budget	<u>\$ 5,005,006</u>	<u>\$ 4,891,895</u>
Method of Financing (Capital Budget):		
General Revenue Fund	\$ 3,947,385	\$ 3,909,912
Other Funds	<u>\$ 1,057,621</u>	<u>\$ 981,983</u>
Total, Method of Financing	<u>\$ 5,005,006</u>	<u>\$ 4,891,895</u>

3. Commissioner's Salary. The Coordinating Board is hereby authorized to utilize \$165,529 per year from General Revenue funds appropriated to Goal A, in fiscal year 2024 and fiscal year 2025 and any earned funds for the purpose of funding the salary of the Commissioner of Higher Education at a rate not to exceed \$325,000 in fiscal year 2024 and \$325,000 in fiscal year 2025.

4. Use of Excess Registration Fees Authorization. Any registration fee collected by the Coordinating Board to pay the expenses of a conference, seminar or meeting in excess of the actual costs of such conference, seminar or meeting may be used to pay the expenses of any other conference, seminar or meeting for which no registration fees were collected or for which registration fees collected were insufficient to cover the total expenses.

5. Student Loan Program. All monies and future receipts in the Texas Opportunity Plan Fund and the Texas College Student Loan Bonds Interest and Sinking Fund, the Student Loan Auxiliary Fund, and the Student Loan Revenue Fund are hereby appropriated to the Texas Higher Education Coordinating Board, for the purposes specified in Article III, §§50b-4, 50b-5, 50b-6 and 50b-7 of the Texas Constitution and Education Code §§52.01-52.91 and 56.121-56.135. Any payments received on B-On-Time loans shall be deposited to the General Revenue Fund and are hereby appropriated to Strategy A.1.2 for administration of the loan program. Full-Time Equivalents (FTEs) employed by the Coordinating Board paid exclusively with bond proceeds appropriated in this Rider who are employed only to support the College Access Loans program are excluded from the Coordinating Board's FTE limit and exempted from the provisions set out in Article IX, §6.10.

6. Texas Public Educational Grants Program. Unless a different percentage is set by passage of legislation amending the Texas Education Code, the amount of tuition to be set aside for the Texas Public Educational Grants Program in accordance with TEC §56.033(a)(1) shall be 15 percent in fiscal years 2024 and 2025.

HIGHER EDUCATION COORDINATING BOARD

(Continued)

7. Texas Success Initiative.

- a. Developmental Education Coursework. Funds appropriated for developmental courses under Texas Education Code, Section 51.3062, shall be expended only for those costs associated with providing developmental education courses including instruction, tutoring, program evaluation, professional development for faculty and support staff, and other related costs. The funds shall not be used for the recruitment of students.
- b. Intent Concerning Developmental Needs. It is the intent of the Legislature that all affected institutions of public higher education fully address developmental needs identified by the institutions through the Texas Success Initiative with appropriations made in this Act for the developmental education coursework and other available institutional funds.

8. Baylor College of Medicine.

- a. From funds appropriated by this Act for the Baylor College of Medicine, the Coordinating Board shall allocate an amount per student enrolled in the college equal to the cost of medical education in the established public medical schools cited in Subchapter D, Chapter 61, Education Code. The cost of medical education per student at public medical schools as determined by the Coordinating Board shall include General Revenue appropriations for instruction and operations, infrastructure, and staff benefits allocated to undergraduate medical education. Any unexpended appropriations made above as of August 31, 2024, are hereby appropriated for the same purpose in fiscal year 2025.
- b. Appropriations made by this Act for Baylor College of Medicine are considered to be appropriations for any legal successor to Baylor College of Medicine and may be expended only for the purposes for which appropriated. Any details, limits, or restrictions applicable to those appropriations are applicable to that legal successor.
- c. The Coordinating Board is authorized to make an intergovernmental transfer of the funds appropriated by this Act for Baylor College of Medicine to the Health and Human Services Commission.

9. Cost Recovery for the Common Application Form. The Higher Education Coordinating Board may recover costs, less any appropriations provided above for this purpose, related to the common application form (either electronic or paper) for each general academic institution, each participating public two-year institution, and each participating independent institution. The amount collected from each institution shall be proportional to the percentage of enrollment compared to the total enrollment of all participating institutions based on the previous year's certified Fall enrollment data. The funds collected shall only recover direct costs and only be used for the purposes of the electronic common application form, administrative expenses, and related activities designed to encourage student enrollment in college. Any balances on hand at the end of fiscal year 2024 may be carried over to fiscal year 2025 and any such funds are appropriated for fiscal year 2025 for the same purpose.

10. Tuition Equalization Grants. The Coordinating Board shall present the result of its most recent annual need survey for Tuition Equalization Grant (TEG) funds as part of its biennial appropriations request to the Legislative Budget Board and the Governor. The request shall include the number of eligible students and an estimate of the amount needed to fund fully the TEG program in the coming biennium. The Coordinating Board shall update this projection to include the most recent academic year data prior to the convening of each regular session of the Legislature and shall provide this information to the Legislative Budget Board staff prior to Legislative Budget Board deliberations on the TEG appropriation. Each institution receiving tuition equalization grants shall furnish to the Coordinating Board any financial information requested.

Independent colleges and universities that enroll students receiving Tuition Equalization Grant funds appropriated by this Act shall provide reports to the Higher Education Coordinating Board regarding the diversity of their student body and faculty. The reports for headcount enrollment

HIGHER EDUCATION COORDINATING BOARD

(Continued)

shall be submitted annually in a form and at a time consistent with the Board's reporting schedule. The faculty data shall be submitted to the Integrated Postsecondary Educational Data System (IPEDS) and accessed by the Board when available from IPEDS.

For all funds appropriated above in Strategy B.1.2, Tuition Equalization Grant Program, and funds transferred into the TEG Program, any unexpended balances on hand at the end of fiscal year 2024 may be carried over to fiscal year 2025 and any such funds are appropriated for fiscal year 2025 for the same purpose.

- 11. Information Access Initiative.** The Higher Education Coordinating Board shall use the appropriations above to coordinate with the Texas Education Agency regarding sharing, integrating, and housing pre-kindergarten through grade 16 (P-16) public education data in implementing its Information Access Initiative. The two agencies shall work together to ensure that common and related data held by each agency is maintained in standardized, compatible formats to enable the efficient exchange of information between agencies and for matching of individual student records for longitudinally based studies and analysis. It is the intent of the Legislature that individual initiatives interact seamlessly across agency systems to facilitate efforts to integrate the relevant data from each agency into a longitudinal public education data resource to provide a widely accessible P-16 public education data warehouse.
- 12. Tobacco Funds - Estimated Appropriation and Unexpended Balance.** Included in the amounts appropriated above to the Texas Higher Education Coordinating Board are estimated appropriations of amounts available for distribution or investment returns out of the Permanent Fund for Minority Health Research and Education and the Permanent Fund for Nursing, Allied Health and Other Health Related Programs.

 - a. Amounts available for distribution or investment returns in excess of the amounts estimated above are also appropriated. In the event that amounts available for distribution or investment returns are less than the amounts estimated above, this Act may not be construed as appropriating funds to make up the difference.
 - b. All balances of estimated appropriations from the Permanent Fund for Minority Health Research, at the close of the fiscal year ending August 31, 2023, estimated to be \$0 (and included above in the Method of Finance) and the income to said fund during the fiscal years beginning September 1, 2023, are hereby appropriated. Any unexpended appropriations made above as of August 31, 2024, are hereby appropriated for the same purposes for fiscal year 2025.
 - c. All balances of estimated appropriations from the Permanent Fund for Nursing, Allied Health and Other Health Related Programs, at the close of the fiscal year ending August 31, 2023, estimated to be \$0 (and included above in the Method of Finance) and the income to said fund during the fiscal years beginning September 1, 2023, are hereby appropriated. Any unexpended appropriations made above as of August 31, 2024, are hereby appropriated for the same purposes for fiscal year 2025.
- 13. Reporting by Texas Higher Education Coordinating Board.** It is the intent of the Legislature that the Texas Higher Education Coordinating Board include in its Legislative Appropriations Request for the 2026-27 biennium, information on actual expenditures and budgeted expenditures for the Baylor College of Medicine, which receives distributions from the Permanent Health Fund for Higher Education and the Permanent Endowment Fund for Baylor College of Medicine.
- 14. Girl Scout Scholarships.** The funds provided to the Girl Scout Scholarships are appropriated in accordance with Transportation Code §504.622 to provide grants to benefit the Girl Scouts. All balances provided to the Girl Scout Scholarships from the License Plate Trust Fund, Account 0802, as of August 31, 2023, and all receipts received during the biennium beginning September 1, 2023, are appropriated for the same purpose. Any balances on hand at the end of fiscal year 2024 may be carried over to the fiscal year 2025 and any such funds are appropriated for fiscal year 2025 for the same purpose.
- 15. Houston Livestock Show and Rodeo Scholarships.** The funds provided to the Houston Livestock Show and Rodeo Scholarships Program are appropriated in accordance with Transportation Code §504.613 to make grants to benefit the Houston Livestock Show and Rodeo. All balances provided to the Houston Livestock and Rodeo Scholarships from the License Plate Trust Fund, Account 0802, as of August 31, 2023, and all receipts received during the biennium

HIGHER EDUCATION COORDINATING BOARD
(Continued)

beginning September 1, 2023, are appropriated for the same purpose. Any balances on hand at the end of fiscal year 2024 may be carried over to the fiscal year 2025 and any such funds are appropriated for fiscal year 2025 for the same purpose.

- 16. Texas Collegiate License Plate Scholarships.** The funds provided to the Texas Collegiate License Plate Scholarships program are appropriated in accordance with Transportation Code §504.615 to provide scholarships for students who demonstrate a need for financial assistance. Funds received from license plates for out of state institutions shall be transferred to the TEXAS Grants program and are hereby appropriated for the purpose set forth in Strategy B.1.1. All balances provided to the Texas Collegiate License Plate from the License Plate Trust Fund Account 0802, as of August 31, 2023, and all receipts received during the biennium, beginning September 1, 2023, are appropriated for the same purpose.

All receipts deposited in the state treasury during the biennium beginning September 1, 2023, to the credit of the community colleges and independent institutions as provided by VTCA, Transportation Code §504.615 are appropriated for that period to the Coordinating Board for the purpose of providing scholarships for students who demonstrate a need for financial assistance at the independent institution or community college for which the receipts are credited.

- 17. Appropriations Transfers.** Notwithstanding any other provisions of this bill, the Higher Education Coordinating Board may allow each institution to transfer, within a fiscal year, the lesser of 25 percent or \$60,000 between an allocation an institution received for one of these programs: the Texas College Work-Study Program, TEXAS Grant Program, Texas Educational Opportunity Grant Program-Public Community Colleges, Texas Educational Opportunity Grant Programs-Public State and Technical Colleges and the Tuition Equalization Grant Program. This threshold is applied to the program from which the funds are being transferred.

- 18. "College for Texans" Campaign License Plate.** The funds provided to the "College for Texans" Campaign are appropriated in accordance with Transportation Code §504.657 for the purposes of the College for Texans Campaign. All balances provided to the "College for Texans" Campaign License Plate from the License Plate Trust Fund, Account 0802, as of August 31, 2023, and all receipts received during the biennium beginning September 1, 2023, are appropriated to the Coordinating Board for the biennium beginning September 1, 2023, for the same purpose. Any balances on hand at the end of fiscal year 2024 are appropriated for fiscal year 2025 for the same purpose.

- 19. Boy Scout Scholarships.** The funds provided to the Boy Scout Scholarships are appropriated in accordance with Transportation Code §504.6545 to provide grants to benefit the Boy Scouts. All balances provided to the Boy Scout Scholarships from the License Plate Trust Fund Account 0802, as of August 31, 2023, and all receipts received during the biennium beginning September 1, 2023, are appropriated to the Coordinating Board for the biennium beginning September 1, 2023, for the same purpose. Any balances on hand at the end of fiscal year 2024 are appropriated for fiscal year 2025 for the same purpose.

- 20. Cotton Boll Scholarships.** The funds provided to the Cotton Boll Scholarships are appropriated in accordance with Transportation Code §504.636 for the purpose of providing scholarships to students who are pursuing a degree in an agricultural field related to the cotton industry while enrolled in an institution of higher education. All balances provided to the Cotton Boll Scholarships from the License Plate Trust Fund, Account 0802, as of August 31, 2023, and all receipts received during the biennium beginning September 1, 2023, are hereby appropriated to the Coordinating Board for the biennium beginning September 1, 2023, for the same purpose. Any balances on hand at the end of fiscal year 2024 are appropriated for fiscal year 2025 for the same purpose.

- 21. Tobacco Funds-Baylor College of Medicine-Permanent Health Fund.** Included in the amounts appropriated to the Baylor College of Medicine in Strategy E.1.4, Tobacco-Permanent Health Fund, is an estimated appropriation based on the Baylor College of Medicine's allocation of amounts, under Section 63.003, Education Code, available for distribution out of the Permanent Health Fund for Higher Education, estimated to be \$1,914,193 in each year of the 2024-25 biennium. These funds are to be used for purposes specified in Education Code, §63.002 (c), (d), and (f).

Amounts available for distribution or investment returns in excess of the amounts listed above in Strategy E.1.4, Tobacco-Permanent Health Fund, are also appropriated. In the event that amounts

HIGHER EDUCATION COORDINATING BOARD

(Continued)

available for distribution or investment returns are less than the amounts listed above in Strategy E.1.4, Tobacco-Permanent Health Fund, this Act may not be construed as appropriating funds to makeup the difference.

All balances of estimated appropriations from the institution's allocation from the amounts available for distribution out of the Permanent Health Fund for Higher Education, at the close of the fiscal year ending August 31, 2023, estimated to be \$0 (and included in the Method of Finance above) and the income to said fund during the fiscal year beginning September 1, 2023, are hereby appropriated. Any unexpended appropriations made above as of August 31, 2024, are appropriated for the same purposes in fiscal year 2025.

22. Texas College Work Study Program. Because of the positive effect of work study programs on student participation and success, funds appropriated above to Strategy B.1.5, College Work Study Program, are intended to maximize the extent to which state funds appropriated for student grants that are awarded with criteria requiring a work study component.

23. Tobacco Funds - Baylor College of Medicine-Permanent Endowment Fund. Included in the amounts appropriated to Baylor College of Medicine in Strategy E.1.3, Tobacco-Permanent Endowment is an estimated appropriation of amounts available for distribution or investment returns out of the Permanent Endowment Fund for the Baylor College of Medicine.

- a. Amounts available for distribution or investment returns in excess of the amounts estimated above are also appropriated. In the event that amounts available for distribution or investment returns are less than the amounts estimated above, this Act may not be construed as appropriating funds to makeup the difference.
- b. All balances of estimated appropriations from the Permanent Endowment Fund for the Baylor College of Medicine and all balances from the institution's allocation from the amounts available for distribution out of the Permanent Health Fund for Higher Education, at the close of the fiscal year ending August 31, 2023, estimated to be \$0 (and included in the Method of Finance above), and the income to said fund during the fiscal years beginning September 1, 2023, are appropriated. Any unexpended appropriations made above as of August 31, 2024, are appropriated for the same purposes for fiscal year 2025.

24. Annual Financial Aid Report. The Coordinating Board shall present an annual report concerning student financial aid at Texas public and independent institutions of higher education. This report shall be provided to the Legislative Budget Board by November 1 of each calendar year.

25. Texas Armed Services Scholarship Program. Out of the funds appropriated above in Strategy B.1.8, Texas Armed Services Scholarship Program, any unexpended balances on hand on or after March 1 of each year shall be transferred to the TEXAS Grant Program and are hereby appropriated for the purpose set forth in Strategy B.1.1. Any payments received on Texas Armed Services Scholarship Program loans are appropriated to Strategy A.1.2 for administration of the program.

26. Professional Nursing Shortage Reduction Program. Appropriations for the Professional Nursing Shortage Reduction Program total \$23,400,000 in fiscal year 2024 and \$23,400,000 in fiscal year 2025. These funds shall be allocated as follows:

The Texas Higher Education Coordinating Board (THECB) shall allocate the funds appropriated in their bill pattern in Strategy D.1.6, as follows:

- a. Up to 3 percent each year may be used for administrative expenses. Funds used for program administration shall proportionally reduce the amounts allocated in subsections b, c, and d.
- b. Growth Tier. Out of funds appropriated above in Strategy D.1.6, Professional Nursing Shortage Reduction Program, \$14,000,000 in fiscal year 2024 and \$14,000,000 in fiscal year 2025 shall be distributed in an equitable manner to institutions with nursing programs, including institutions graduating their first nursing class, based on increases in the numbers of nursing students graduating. Nursing graduates include graduates for initial licensure. The THECB shall allocate up to 50 percent in each fiscal year of the biennium and any unexpended amounts to community colleges.

HIGHER EDUCATION COORDINATING BOARD

(Continued)

- c. Production Tier. Out of funds appropriated above in Strategy D.1.6, Professional Nursing Shortage Reduction Program, \$4,000,000 in fiscal year 2024 and \$4,000,000 in fiscal year 2025 shall be distributed in an equitable manner based on the total number of nursing students graduating from a program each year. Nursing graduates include graduates for initial licensure.
- d. Faculty Tier. Out of funds appropriated above in Strategy D.1.6, Professional Nursing Shortage Reduction Program, \$5,400,000 in fiscal year 2024 and \$5,400,000 in fiscal year 2025 shall be distributed in an equitable manner based on the total number of doctoral level and master's in nursing education students graduating from a program each year.
- e. For THECB expenditure purposes, any funds not expended in fiscal year 2024 may be expended in fiscal year 2025 for the same purposes. If an institution spends funds on non-qualifying expenditures or does not spend the funds within the designated timeframe, the institution shall return these funds to the THECB by the date specified by THECB rule. The THECB shall reallocate these funds to other qualified programs. All institutions receiving funds shall submit to the THECB a detailed accounting of funds received, obligated or expended.
- f. The THECB may not include nonresident students who are enrolled in online professional nursing programs while residing outside of the state in methodologies used to calculate program awards described in Paragraphs b, c, and d.

27. Family Practice Rural and Public Health Rotations. Funds appropriated above for Family Practice Residency Programs, include up to \$113,957 in fiscal year 2024 and \$113,957 in fiscal year 2025 for one month rural rotations or one month public health rotations for family practice residents in accordance with the provision of Education Code §51.918.

28. Developmental Education and Underprepared Student Support. Funds appropriated above in Strategy A.1.3, College Readiness and Success for the Developmental Education Program, \$1,285,250 in General Revenue for fiscal year 2024 and \$1,285,250 in General Revenue for fiscal year 2025 shall be used to continue scaling effective strategies that promote systemic reforms, to improve student outcomes and provide professional development opportunities for faculty and staff focused on improving evidence-based practices for advising, acceleration strategies and completion/transfers of underprepared students. Out of funds appropriated to this strategy, the Higher Education Coordinating Board will collaborate with Texas public institutions of higher education to scale and enhance corequisite models using non-course competency based interventions, emporium/modular and other innovative technology-based and hybrid delivery models, tutoring and supplemental instruction, as well as support services impacting persistence and completions. Out of funds appropriated to this strategy, the Higher Education Coordinating Board will analyze and compare information collected annually from all Texas public institutions on the annual Developmental Education Program Survey and other Texas Success Initiative (TSI) data to determine the most effective and efficient interventions and submit a report to the Governor, Lieutenant Governor, Speaker of the House, the Chair of the Senate Finance Committee, the Chair of House Appropriations, Senate Committee on Higher Education and House Committee on Higher Education before February 1, 2025. Any balances remaining as of August 31, 2024, are hereby appropriated for the same purpose for the fiscal year beginning September 1, 2024.

29. Toward EXcellence, Access and Success (TEXAS) Grant Program. For all funds appropriated in Strategy B.1.1, TEXAS Grant Program, and funds transferred into the TEXAS Grant Program, any unexpended balances on hand at the end of fiscal year 2024 are hereby appropriated for the same purposes in fiscal year 2025.

The Higher Education Coordinating Board shall coordinate with eligible institutions to distribute funds appropriated above for Strategy B.1.1, TEXAS Grant Program, to those institutions in a manner that ensures that each eligible student who graduates in the top 10 percent of the student's high school graduating class receives an initial grant for the 2023-2024 academic year. Notwithstanding any other provision of this Act, the Higher Education Coordinating Board may transfer not more than five percent of the total funds appropriated for Strategy B.1.1, TEXAS Grant Program, for the state fiscal year ending August 31, 2025, to that strategy for the state fiscal year ending August 31, 2024, to the extent necessary to implement this rider.

HIGHER EDUCATION COORDINATING BOARD

(Continued)

Any amounts received by the Higher Education Coordinating Board as donations under Texas Education Code §56.310 during the biennium beginning September 1, 2023, are hereby appropriated for the purpose of awarding TEXAS Grants during the biennium beginning September 1, 2023.

Any amounts transferred to the Higher Education Coordinating Board by the Comptroller of Public Accounts in accordance with Texas Property Code §72.1016(e) which provides that five percent of the money collected from stored value cards presumed to be abandoned are to be used as grants under Subchapter M. Education Code Chapter 56, are hereby appropriated for the biennium beginning September 1, 2023, for the purpose of awarding TEXAS Grants during the biennium beginning September 1, 2023.

- 30. Texas Educational Opportunity Grant (TEOG) Program-Public Community Colleges.** Out of the funds appropriated above in Strategy B.1.3, Texas Educational Opportunity Grant Public Community Colleges, the Higher Education Coordinating Board shall distribute funding to Public Community Colleges for the Texas Educational Opportunity Grant Program. For all funds appropriated above in Strategy B.1.3, Texas Educational Opportunity Grant Public Community Colleges, and funds transferred into the Texas Educational Opportunity Grant Program Public Community Colleges, any unexpended balances on hand at the end of fiscal year 2024 may be carried over to fiscal year 2025 and are appropriated for the same purpose.
- 31. Texas Educational Opportunity Grant (TEOG) Program-Public State and Technical Colleges.** Out of the funds appropriated above in Strategy B.1.4, Texas Educational Opportunity Grant Public State and Technical Colleges, the Higher Education Coordinating Board shall distribute funding to Public State and Technical Colleges for the Texas Educational Opportunity Grant Program. For all funds appropriated above in Strategy B.1.4, Texas Educational Opportunity Grant-Public State and Technical Colleges, and funds transferred into the Texas Educational Opportunity Grant Program Public State and Technical Colleges, any unexpended balances on hand at the end of fiscal year 2024 may be carried over to fiscal year 2025 and are appropriated for the same purpose.
- 32. College Work-Study (CWS) Program.** For all funds appropriated above in Strategy B.1.5, College Work Study (CWS) Program and funds transferred into the CWS Grant Program, any unexpended balances on hand at the end of fiscal year 2024 may be carried over to fiscal year 2025 and are appropriated for the same purpose.
- 33. Full-Time Equivalentents Funded by Private Grants.** Consistent with the provisions in Article IX, §6.10, the Texas Higher Education Coordinating Board may exceed the limitation on the number of full-time equivalent employees (FTEs) indicated above only by the number of FTEs whose salaries, benefits, and other expenses related to employment are through federal or private grant funds.
- 34. Graduate Medical Education Expansion.** Out of funds appropriated above in Strategy D.1.3, Graduate Medical Education Expansion, the Higher Education Coordinating Board shall allocate funds as follows:

 - a. \$239,345 in fiscal year 2024 and \$239,345 in fiscal year 2025 in Strategy D.1.3, Graduate Medical Education Expansion, shall be used to award one-time graduate medical education planning and partnership grants to hospitals, medical schools, and community-based ambulatory patient care centers to develop new graduate medical education programs.
 - b. \$99,903,570 in fiscal year 2024 and \$99,903,570 in fiscal year 2025 in Strategy D.1.3, Graduate Medical Education Expansion, shall be used to enable new or existing GME programs to increase the number of first year residency positions and provide support to these positions through the biennium. The minimum per resident award amount is \$75,000.
 - c. \$4,739,027 in fiscal year 2024 and \$4,739,027 in fiscal year 2025 in Strategy D.1.3, Graduate Medical Education Expansion, shall be used to award grants to graduate medical education programs to enable those programs that received a grant award in fiscal years 2016 and 2017 to fill first year residency positions that are unfilled as of July 1, 2013.
 - d. \$11,668,058 in fiscal year 2024 and \$11,668,058 in fiscal year 2025 in Strategy D.1.3, Graduate Medical Education Expansion, shall be used to award grants to graduate medical education programs that received a grant award for the New and Expanded Graduate Medical Education Program in fiscal year 2015.

HIGHER EDUCATION COORDINATING BOARD

(Continued)

Any unexpended balances on hand at the end of fiscal year 2024 are hereby appropriated for the same purpose for fiscal year 2025.

Notwithstanding Article IX, Section 14.01 of this Act any funds identified above that remain unexpended and unobligated after the purposes stated in this rider have been reasonably addressed, may be transferred to the other programs identified by this rider.

- 35. Family Practice Residency Program.** All unexpended balances for Strategy D.1.1, Family Practice Residency Program at the end of fiscal year 2024 may be carried over to fiscal year 2025 and are appropriated for the same purpose.
- 36. Trauma Fellowships.** Appropriations above to the Higher Education Coordinating Board in Strategy D.1.4, Trauma Care Program, include \$2,957,203 in fiscal year 2024 and \$2,957,203 in fiscal year 2025 from General Revenue. This program provides funds for the expansion of physician and nursing trauma fellowships per Education Code, Chapter 61, Article 9, Subchapter HH, Texas Emergency and Trauma Care Educational Partnership Program. Any unexpended balance for Strategy D.1.4, Trauma Care Program, at the end of fiscal year 2024 may be carried over to fiscal year 2025 for the same purpose.
- 37. Texas Research Incentive Program.** Funds appropriated above in Strategy G.1.1, Texas Research Incentive Program, shall be distributed in accordance with Education Code, Sections 62.121-62.124.
- 38. Educational Aide Program.** For all funds appropriated in Strategy B.1.7, Educational Aide Program, any unexpended balances on hand at the end of fiscal year 2024 are hereby appropriated for the same purposes in fiscal year 2025. The Higher Education Coordinating Board is directed to prioritize the distribution of funds appropriated above in Strategy B.1.7, Educational Aid Program, to institutions providing a match of at least 10 percent for each exemption awarded.
- 39. Advise TX.** The Higher Education Coordinating Board may solicit and accept gifts for additional support for the Advise TX College Advising Corps. Any unexpended balances on hand at the end of fiscal year 2024 may be carried over to fiscal year 2025 and are appropriated for the same purpose.
- 40. Autism Grant Program.** Out of funds appropriated above to Strategy G.1.2, the Texas Higher Education Coordinating Board (THECB) shall distribute to autism research centers at public and private institutions of higher education that currently provide evidence-based behavioral services and training, in the amounts and for the purposes as follows:
 - a. Parent-directed Treatment: \$2,055,000 per fiscal year to serve 750 children per year;
 - b. Board-certified Behavioral Analyst (BCBA) Training for Teachers/Paraprofessionals: \$950,000 per fiscal year to serve 2,547 children per year. The research centers may contract with educational service centers to provide this training;
 - c. Research, development and evaluation of innovative autism treatment models: \$700,000 per fiscal year; and
 - d. Administrative support of the programs in subsections a through c: \$150,000 per fiscal year may be expended by the Higher Education Coordinating Board.
 - e. If funds appropriated under Paragraphs a, b, or c exceed the funds that can be expended in accordance with the requirements of that paragraph, the Higher Education Coordinating Board may expend the excess funds for any purpose described in Paragraphs a, b, or c.
 - f. Any unexpended balances on hand at the end of fiscal year 2024 are hereby appropriated for the same purpose for fiscal year 2025.

THECB shall gather data on the above programs from each institution's autism research center and submit an annual report on the effectiveness of each program, including the number of children served, the number of parents and/or teachers/paraprofessionals trained, and the results of the research on innovative treatment models. The report shall be submitted no later than September 1

HIGHER EDUCATION COORDINATING BOARD

(Continued)

of each year, to the Legislative Budget Board, Office of the Governor, the Chair of the House Appropriations Committee, Chair of the Senate Finance Committee, Speaker of the House, and Lieutenant Governor.

- 41. Permanent Fund Supporting Graduate Medical Education.** The proceeds of the Permanent Fund Supporting Graduate Medical Education available for allocation are appropriated in Strategy D.1.3, Graduate Medical Education Expansion, at the Texas Higher Education Coordinating Board in Other Funds for each year of the biennium ending August 31, 2025, for the purpose of supporting Graduate Medical Education.
- 42. Advise TX Reporting Requirement.** Out of funds appropriated above, the Higher Education Coordinating Board shall report information regarding the effectiveness of the Advise TX program to the Legislative Budget Board and Governor's Office by January 1st of each year.
- 43. Program to Encourage Certification to Teach Bilingual Education, English as a Second Language, or Spanish.** Out of the funds appropriated above in Strategy C.1.2, Bilingual Education Program, the Coordinating Board may allocate in equal amounts to the University of North Texas, University of North Texas at Dallas, Texas Woman's University, The University of Texas at Dallas, The University of Texas Arlington, Texas A&M Commerce and DFW Tech Teach, in consultation with Texas Tech University, The University of Texas San Antonio, The University of Texas El Paso, The University of Texas Rio Grande Valley, Texas A&M University- Kingsville, and University of Houston - Clear Lake to be used for grants to provide financial incentives in the form of tuition assistance, to encourage students who enroll in an educator preparation program at the university to become certified to teach bilingual education, English as a Second Language, or Spanish in school districts with high critical needs. Any balances on hand at the end of fiscal year 2024 may be carried over to fiscal year 2025 for the same purpose.

The program shall make awards to qualified students admitted to the Teacher Education Program in Bilingual Education or other comparable programs for teacher education in English as a second language or Spanish. Qualified students must: 1) have demonstrated financial need, as defined by the Higher Education Coordinating Board and 2) Maintain a minimum cumulative 3.0 GPA. The program shall submit a report not later than January 1, 2025, to the Texas Higher Education Coordinating Board detailing annual information on the following performance measures:

- a. Student graduation rates from the program;
- b. Passage rates for the Texas Examination of Education Standards Bilingual Education Supplemental exam and/or the English as a Second Language Supplemental exam; and Graduate employment data at Texas public school districts.

- 44. Open Educational Resources.** Out of funds appropriated above to Strategy B.1.9, Open Educational Resources, \$106,025 in General Revenue in fiscal year 2024 and \$106,024 in General Revenue in fiscal year 2025 may be used for grants under the Open Educational Resources Grant Program enacted by Senate Bill 810, Eighty-fifth Legislature, 2017. Additionally, up to \$125,000 in General Revenue in fiscal year 2024 and up to \$125,000 in General Revenue in fiscal year 2025 shall be used for the creation, maintenance and support of an Open Educational Resources Repository.

Out of funds appropriated above, the Higher Education Coordinating Board shall report information regarding the effectiveness of the Open Educational Resources Grant program to the Legislative Budget Board and Governor's Office by October 1st of each year.

Any unexpended balances at the end of fiscal year 2024, are appropriated for the same purpose for the fiscal year 2025.

- 45. Preceptorship Program.** All unexpended balances for Strategy D.1.2, Preceptorship Program, at the end of fiscal year 2024 may be carried over to fiscal year 2025 and are appropriated for the same purpose.

- 46. Texas Child Mental Health Care Consortium.**

- (a) Appropriation. Included in the amounts appropriated above in Strategy D.1.7, Child Mental Health Care Consortium, is \$140,277,958 in General Revenue in fiscal year 2024 and \$140,277,954 in General Revenue in fiscal year 2025. Also included in the amounts

HIGHER EDUCATION COORDINATING BOARD

(Continued)

appropriated above in Strategy D.1.7, Child Mental Health Care Consortium is all unexpended balances as of August 31, 2023, to be used for the same purpose for the biennium beginning September 1, 2023 (estimated to be \$0 in General Revenue).

- (b) Programs. At the direction of the Texas Child Mental Health Care Consortium (TCMHCC), the Texas Higher Education Coordinating Board (THECB) shall transfer appropriations through interagency contracts with health-related institutions for the following programs:

Program	2024	2025
Child Psychiatry Access Network (CPAN)	\$ 23,620,280	\$ 23,620,279
Texas Child Access Through Telemedicine	\$ 71,041,395	\$ 71,041,395
Workforce Expansion	\$ 21,540,733	\$ 21,540,732
CAP Fellowships	\$ 5,314,392	\$ 5,314,391
Coordinated Research	\$ 13,787,730	\$ 13,787,729
Central Operation Support Hub	\$ 3,141,547	\$ 3,141,547
External Evaluation	\$ 500,000	\$ 500,000
Administration	\$ 1,331,881	\$ 1,331,881

- (c) Administration and Oversight. Not later than September 1, 2023, out of funds referenced in Subsection (b) of this rider, THECB shall execute interagency and other contracts to transfer \$1,331,881 in fiscal year 2024 and \$1,331,881 in fiscal year 2025 to an institution of higher education designated by TCMHCC for oversight and evaluation of the outlined initiatives. THECB may employ, using existing resources, one additional FTE in each fiscal year of the 2024-25 biennium to oversee the transfer.
- (d) Transfers and LBB Approval. TCMHCC may transfer up to 10 percent of funds between programs referenced in Subsection (b) of this rider. If TCMHCC needs to transfer more than 10 percent of funds between programs, TCMHCC shall seek approval from the Legislative Budget Board (LBB). The request shall be considered approved unless the LBB issues a written disapproval within 10 business days.
- (e) Unexpended Balances. Any unexpended balances remaining at THECB or any participating institution of higher education which may have received a transfer of this appropriation as of August 31, 2024, are appropriated for the same purpose in the fiscal year beginning September 1, 2024.
- (f) Contingency for Behavioral Health Funds. Notwithstanding appropriation authority granted above, the Comptroller of Public Accounts shall not allow the expenditure of General Revenue-Related Funds at the Texas Higher Education Coordinating Board in Strategy, D.1.7, Child Mental Health Care Consortium, in fiscal year 2024 or 2025, as identified in Art. IX §10.04, Statewide Behavioral Health Strategic Plan and Coordinated Expenditures, if the Legislative Budget Board provides notification to the Comptroller of Public Accounts that the agency’s planned expenditure of those funds in fiscal year 2024 or fiscal year 2025 does not satisfy the requirements of Art. IX §10.04, Statewide Behavioral Health Strategic Plan and Coordinated Expenditures.

47. Informational Listing of Appropriated Funds: College Readiness and Success. Funds appropriated above in Strategy A.1.3, College Readiness and Success, are intended to assist Texans to prepare for, enter, and/or reenter higher education. These include programs that provide a one-stop advising tool for all students, increase advising at Texas high schools with low college-going rates, improve the effectiveness and delivery of developmental education, and identify and assist adults with some college but no degree to complete a postsecondary credential. The distribution of available amounts in Strategy A.1.3, College Readiness and Success includes, but is not limited to, the following program allocations:

Program	2024	2025
Advise TX	\$1,950,000	\$1,950,000
Developmental Education	\$1,285,250	\$1,285,250
My Texas Future	\$8,050,000	\$8,050,000
Total	\$11,285,250	\$11,285,250

HIGHER EDUCATION COORDINATING BOARD

(Continued)

If General Revenue funds appropriated for any program above exceed the funds that can be expended in accordance with the requirements of the program, the Higher Education Coordinating Board may expend the excess funds for any other purpose above.

Any unexpended balances on hand at the end of fiscal year 2024 are appropriated for the same purposes in fiscal year 2025.

- 48. Texas OnCourse Program.** From funds appropriated above to Strategy A.1.4, Texas OnCourse Program, the Higher Education Coordinating Board shall design, develop and implement a digital library of competency-based college and career advising resources to improve college and career advising for secondary, postsecondary, and adult students across the state, and to provide educators, students and parents access to digital tools and resources for college and career planning. In coordination with the Governor’s Tri Agency Initiative, the program shall support the use of strategic and technology driven approaches to student advising based on student demographics, enrollment, performance and outcomes data. The Board may contract with the Texas Higher Education Foundation in order to license or otherwise commercialize products and resources developed by Texas OnCourse.

Any unexpended appropriations as of August 31, 2023, are appropriated to the Higher Education Coordinating Board for the same purposes for fiscal year 2024. Any unexpended balances remaining as of August 31, 2024, are appropriated for the same purposes for the fiscal year beginning September 1, 2024.

All revenue received during fiscal year 2024 and 2025, related to the use of OnCourse services, are appropriated for the same purpose.

- 49. Graduate Medical Education Expansion Administration.** It is the intent of the legislature, that in administering the program above in Strategy D.1.3, Graduate Medical Education Expansion, the Higher Education Coordinating Board shall consider the timing of the grant application and award process, and shall consider the time needed to obtain accreditation approval of new residency positions as well as the time needed to allow new residency positions to be included in the next scheduled annual match process by the National Resident Matching Program.

- 50. Informational Listing of Appropriated Funds: Educational Loan Repayment Programs.** The distribution of available amounts in Strategy C.1.3, Educational Loan Repayment Program includes the following program allocations:

Program	2024	2025
Teach for Texas Loan Repayment Program	\$ 1,304,063	\$ 1,304,063
Math and Science Loan Repayment Program	1,255,313	1,255,313
Peace Officer Loan Repayment Program	2,063,757	2,063,757
Physician Education Loan Repayment Program	17,767,492	17,767,492
Mental Health Loan Repayment Program	14,000,000	14,000,000
Nursing Faculty Loan Repayment Program	3,500,000	3,500,000
Total	\$39,890,625	\$39,890,625

If General Revenue funds appropriated for any program above exceed the funds that can be expended in accordance with the requirements of the program, the Higher Education Coordinating Board may expend the excess funds for any other purpose above.

Any unexpended balances on hand at the end of fiscal year 2024 are appropriated for the same purposes in fiscal year 2025.

- 51. Physician Education Loan Repayment Program Retention Rates.** The Texas Higher Education Coordinating Board shall report the results of a survey of physicians who have completed a Physician Education Loan Repayment Program application in which the physician agreed to practice in a health professional shortage area in exchange for a loan repayment award to determine rates of retention in those shortage areas and counties. The Texas Higher Education Coordinating Board shall report the results of the survey in its Annual Financial Aid Report of every even numbered year.

- 52. Physician Education Loan Repayment Program.** The funds provided to Strategy C.1.3, Educational Loan Repayment for the Physician Education Loan Repayment Program, are appropriated in accordance with Education Code §§ 61.531 - 61.539 for repayment of eligible student loans received by a physician who meets the stipulated requirements.

HIGHER EDUCATION COORDINATING BOARD

(Continued)

- 53. Teach for Texas Loan Repayment Assistance Program.** Any payments received from students are hereby appropriated for the same purposes as the original Teach for Texas Loan Repayment Assistance Program.
- 54. Nursing Faculty Loan Repayment Assistance Program.** The funds provided to the Nursing Faculty Loan Repayment Program are appropriated to Strategy C.1.3, Educational Loan Repayment, in accordance with Education Code §§ 61.9821 - 61.9828 for repayment of eligible student loans received by qualified nurses who meet the stipulated requirements. In accordance with Texas Education Code Chapter 61, Subchapter II, §61.9826 which provides for the allocation of funds from the Physician Education Loan Repayment Program Fund (Account 5144) for the Nursing Faculty Loan Repayment Assistance Program, any reallocated funds are hereby appropriated for loan repayment assistance to qualifying nursing faculty.
- 55. Math and Science Scholar's Loan Repayment Program.** The funds provided to Strategy C.1.3, Educational Loan Repayment Program include funding for the Math and Science Scholar's Loan Repayment Program, which are appropriated in accordance with Education Code §§ 61.9831-61.9841, in order to assist Texas Teachers in repaying higher education loan debt if they choose to teach math or science in a school district identified as a Title I school.
- 56. State Grant Funding.** Funds appropriated in Strategy B.1.10, Student Financial Aid, shall be used for the TEXAS Grant Program, Tuition Equalization Grant Program, Texas Transfer Grant Program and Texas Leadership Scholars Program. Any balances as of August 31, 2024, are appropriated for the same purpose for the fiscal year beginning September 1, 2024.
- 57. Forensic Psychiatry Fellowship Program.** Out of funds appropriated above in Strategy D.1.8, Forensic Psychiatry Fellowship Program, \$2,500,000 in General Revenue in fiscal year 2024 and \$2,500,000 in General Revenue in fiscal year 2025 will be used to support the development or expansion, and administration of accredited forensic psychiatry one-year fellowship training programs and to support the salaries and benefits of the training physicians. Any unexpended balances as of August 31, 2024, are appropriated for the same purpose for the fiscal year beginning September 1, 2024.
- 58. Contingency Funding for Nursing Scholarships.⁴** Contingent on the enactment of Senate Bill 25, or similar legislation by the Eighty-eighth Legislature relating to nursing scholarships, the Higher Education Coordinating Board is appropriated \$12,500,000 in General Revenue in fiscal year 2024 and \$12,500,000 in General Revenue in fiscal year 2025 in Strategy D.1.9, Nursing Scholarships to implement provisions of the legislation. Any unexpended balances as of August 31, 2024, are appropriated for the same purpose for the fiscal year beginning September 1, 2024.
- 59. Study on State Social Work Workforce Needs.** Out of funds appropriated above, the Higher Education Coordinating Board shall develop a report providing a landscape analysis of the current social work workforce and the state's social work workforce needs. The report shall include recommendations to address the social work workforce shortage and include an evaluation of the scope of practice laws, hiring guidelines, licensing practices, and the impact of unpaid practicums on workforce growth. The agency shall submit the report to the Legislature by November 1, 2024.
- 60. Baylor College of Medicine One-time Hold Harmless.** Included in the amounts appropriated above in Strategy E.1.5, Baylor College of Medicine - One-Time Hold Harmless, the Coordinating Board shall allocate \$1,753,079 in General Revenue by October 1 in fiscal year 2024 and \$1,744,205 in General Revenue by October 1 in fiscal year 2025 in one-time hold harmless funding.
- 61. Innovation and Collaboration Initiatives.** Out of General Revenue Funds appropriated above in Strategy A.1.5, Innovation and Collaboration, the Higher Education Coordinating Board shall expend \$20,000,000 in fiscal year 2024 for initiatives that will increase access to and success in postsecondary education for underrepresented student populations and to enhance the value of postsecondary education to meet current and emerging workforce needs. These funds shall be used for the following purposes:
- a. \$10,000,000 for the 2024-25 biennium to support programs that use evidence-based models to increase student success; and

HIGHER EDUCATION COORDINATING BOARD

(Continued)

- b. \$10,000,000 for the 2024-25 biennium to increase the availability of open education resources and institutional course-sharing, reducing student textbooks costs and increasing student access to courses and credentials.

Notwithstanding any restrictions on transfers contained in this Act, the Texas Higher Education Coordinating Board may transfer funds directed by this rider between the purposes listed above as necessary for implementation. Any unexpended balances as of August 31, 2024, are appropriated to fiscal year 2025 for the same purpose.

- 62. Computer Science Pipeline Initiative.** Out of funds appropriated above in Strategy A.1.6, Computer Science Pipeline Initiative, \$5,000,000 in General Revenue in fiscal year 2024 and \$5,000,000 in General Revenue in fiscal year 2025 is to be used to consolidate and streamline computer science education by establishing a statewide Computer Science Pipeline Initiative.

In addition to amounts appropriated above in Strategy A.1.6, Computer Science Pipeline Initiative, \$2,000,000 in General Revenue in fiscal year 2024 and \$2,000,000 in General Revenue in fiscal year 2025 is hereby appropriated to the Higher Education Coordinating Board, contingent upon the Higher Education Coordinating Board demonstrating to the Comptroller of Public Accounts that the Computer Science Pipeline Initiative has raised at least \$2,000,000 in gifts and donations, including those offered in-kind, in fiscal year 2024 and at least \$2,000,000 in gifts and donations, including those offered in-kind, in fiscal year 2025. These funds shall be used for the Computer Science Pipeline Initiative. The Higher Education Coordinating Board shall furnish information supporting the amounts of gifts and donations for the program to the Comptroller of Public Accounts. If the Comptroller finds the information sufficient, a finding of fact to that effect shall be issued and the contingent appropriation shall be made available for the intended purpose. Any unexpended balances of funds remaining as of August 31, 2024, are appropriated for the fiscal year beginning September 1, 2024, for the same purpose.

- 63. Rural Residency Physician Grant Program.** Funds appropriated above in Strategy D.1.10, Rural Residency Physician Grant Program, \$1,500,000 in General Revenue in fiscal year 2024 and \$1,500,000 in General Revenue in fiscal year 2025 shall be used to award grants for the creation of new graduate medical education positions in rural and non-metropolitan areas. Any unexpended balances of funds remaining as of August 31, 2024, are appropriated for the fiscal year beginning September 1, 2024, for the same purpose.

- 64. Nursing Innovation Grant Program.** Funds appropriated above in Strategy D.1.11, Nursing Innovation Grant Program, \$6,000,000 in General Revenue in fiscal year 2024 shall be used for the purpose of supporting innovation in nursing education programs. Up to 3 percent of funding may be used for administrative expenses at the Higher Education Coordinating Board. Funding will be used to support the development of innovative nursing education programs, evaluation of these and other innovative nursing programs, and research on methods to increase the state's nursing workforce pipeline.

Any unexpended balances of funds remaining as of August 31, 2024, are appropriated for the fiscal year beginning September 1, 2024, for the same purpose.

- 65. Contingency for House Bill 8.²** The following is an informational listing of funds appropriated above due to the enactment of House Bill 8.

Amounts appropriated above:	2024-25
Institutional Innovations and Collaboration (Strategy A.1.1)	\$ 33,000,000
TEOG-Community Colleges (Strategy B.1.3)	\$125,000,000
TEOG-State and Technical Colleges (Strategy B.1.4)	\$ 14,000,000
Administrative Funding (Strategy A.1.1)	\$ 4,540,000
Course Sharing Platform (Strategy A.1.1)	\$ 833,910
Texas Innovative Adult Career Education Grant Pgm (Strategy C.1.1)	\$ 4,332,000

Reporting Requirement. The Higher Education Coordinating Board shall submit to the Legislative Budget Board, in a manner prescribed by the Legislative Budget Board, any information or data related to community college formula funding by September 1, 2024.

Appropriation: Unexpended Balances. Any unexpended balances of funds appropriated by this rider that will be used in Strategy A.1.1, Agency Operations at the Texas Higher Education Coordinating Board as a result of House Bill 8 are appropriated to fiscal year 2025 for the same purpose.

HIGHER EDUCATION COORDINATING BOARD

(Continued)

Financial Aid for Swift Transfer. It is the intent of the legislature that the Texas Higher Education Coordinating Board distribute the funding transferred from the Texas Education Agency to participating public institutions of higher education to enable certain students to enroll at no cost to the student in dual credit courses as a result of House Bill 8. Any unexpended balances of funds that will be used to provide tuition and fee assistance as a result of House Bill 8 are appropriated to fiscal year 2025 for the same purpose.

Texas Innovative Adult Career Education Grant Program. Included in amounts appropriated above in Strategy C.1.1, Career and Technical Education Programs, is \$4,332,000 in General Revenue in fiscal year 2024 for the Texas Innovative Adult Career Education Grant Program. Any unexpended balances at the end of fiscal year 2024 are hereby appropriated for the same purposes in fiscal year 2025. Up to 5 percent of funds each year for the Texas Innovative Adult Career Education Grant program may be used each year for administrative expenses.

66. Scholarship Program.¹ Included in amounts appropriated above in Strategy B.1.12, Scholarship Program, is \$500,000 in General Revenue in fiscal year 2024 and \$500,000 in General Revenue in fiscal year 2025 for the Senfronia Thompson Scholarship Program.

67. B-On-Time Balances.³

- (a) Included in amounts appropriated above in Strategy B.1.11, B-On-Time Balances are all unexpended and unobligated balances remaining as of August 31, 2024, in the Texas B-On-time student loan account number 5103 (estimated to be \$141,460,191). These funds are appropriated to eligible institutions, as defined by Section 56.0092, Education Code, based on the formula adopted by the Higher Education Coordinating Board as provided by Section 56.0092(e), Education Code. The Comptroller of Public Accounts shall transfer the money appropriated under this subsection to the coordinating board for prompt distribution to the eligible institutions.
- (b) Any payments received from Texas B-On-time student loans by the Higher Education Coordinating Board on or after September 1, 2024, are appropriated to the coordinating board for the state fiscal year beginning September 1, 2024, for Strategy A.1.2, Student Loan Programs, as listed in H.B. 1, Acts of the 88th Legislature, Regular Session, 2023 (the General Appropriations Act)

¹ Incorporates Article IX, §17.35, 88th Legislature, Regular Session, relating to support for the Senfronia Thompson Scholarship Program resulting in increases of \$500,000 out of General Revenue Funds each fiscal year of the biennium.

² Incorporates Article IX, §18.04, of this Act, due to the enactment of House Bill 8, 88th Legislature, Regular Session, relating to public higher education, including the public junior college state finance program, resulting in increases of \$93,081,455 in FY 2024 and \$88,624,455 in FY 2025 out of General Revenue Funds and increases of 25.0 FTEs each fiscal year of the biennium. Performance Measures are adjusted accordingly.

³ Incorporates the enactment of SB 30, 88th Legislature, Regular Session, relating to balances in the B-On-Time Student Loan Account 5103, resulting in an increase of General Revenue Dedicated Funds of \$141,460,191 in FY 2024.

⁴ Relevant legislation was passed and enacted.

HIGHER EDUCATION FUND

	For the Years Ending	
	August 31, 2024	August 31, 2025
Method of Financing:		
General Revenue Fund	\$ 393,750,000	\$ 393,750,000
Total, Method of Financing	<u>\$ 393,750,000</u>	<u>\$ 393,750,000</u>

This bill pattern represents an estimated 100% of this agency's estimated total available funds for the biennium.

HIGHER EDUCATION FUND
(Continued)

Items of Appropriation:

A. Goal: HIGHER EDUCATION FUND		
A.1.1. Strategy: HIGHER EDUCATION FUND	\$ 393,750,000	\$ 393,750,000
Grand Total, HIGHER EDUCATION FUND	<u>\$ 393,750,000</u>	<u>\$ 393,750,000</u>

Object-of-Expense Informational Listing:

Capital Expenditures	\$ 393,750,000	\$ 393,750,000
Total, Object-of-Expense Informational Listing	<u>\$ 393,750,000</u>	<u>\$ 393,750,000</u>

1. Unexpended Balances. Any unexpended balances as of August 31, 2023, in the General Revenue Fund pursuant to the provision of Article VII, §17(a) of the Texas Constitution, are appropriated to the respective institutions for the biennium beginning September 1, 2023, for the same purposes.

THE UNIVERSITY OF TEXAS SYSTEM ADMINISTRATION

	For the Years Ending	
	August 31, 2024	August 31, 2025
	<u> </u>	<u> </u>
Method of Financing:		
General Revenue Fund	\$ 30,963,179	\$ 10,963,179
Permanent Endowment Fund Account No. 822, UT Regional Academic Health Center, estimated	<u>\$ 1,378,000</u>	<u>\$ 1,378,000</u>
Total, Method of Financing	<u>\$ 32,341,179</u>	<u>\$ 12,341,179</u>
Items of Appropriation:		
1. Educational and General State Support	\$ 32,341,179	\$ 12,341,179
Grand Total, THE UNIVERSITY OF TEXAS SYSTEM ADMINISTRATION	<u>\$ 32,341,179</u>	<u>\$ 12,341,179</u>

This bill pattern represents an estimated 2.1% of this agency's estimated total available funds for the biennium.

Number of Full-Time-Equivalents (FTE)- Appropriated Funds	292.5	292.5
--	-------	-------

1. Informational Listing of Appropriated Funds. The appropriations made above for Educational and General State Support are subject to the special and general provisions of this Act and include the following amounts for the purposes indicated.

A. Goal: INFRASTRUCTURE SUPPORT		
Provide Infrastructure Support.		
A.1.1. Strategy: DEBT SERVICE - NSERB	\$ 1,308,120	\$ 1,308,120
Debt Service for the Natural Science and Engr. Building at UT - Dallas.		
B. Goal: NON-FORMULA SUPPORT		
B.1. Objective: INSTRUCTIONAL SUPPORT		
B.1.1. Strategy: MULTI-INSTITUTION CENTER - LAREDO	\$ 5,935,568	\$ 5,935,568
Multi-institution Center In Laredo.		
B.2. Objective: RESEARCH		
B.2.1. Strategy: TRC4	<u>\$ 20,000,000</u>	<u>\$ UB</u>
Trauma Research And Combat Casualty Care Collaborative.		
Total, Goal B: NON-FORMULA SUPPORT	\$ 25,935,568	\$ 5,935,568
C. Goal: TOBACCO FUNDS		
C.1.1. Strategy: TOBACCO EARNINGS - RAHC	\$ 1,378,000	\$ 1,378,000
Tobacco Earnings for the Lower Rio Grande Valley RAHC.		

THE UNIVERSITY OF TEXAS SYSTEM ADMINISTRATION
(Continued)

D. Goal: HEALTH PROGRAMS

Trusteed Funds for Health Programs.

D.1.1. Strategy: HEART INST - ADULT STEM CELL PGM	\$ 1,581,991	\$ 1,581,991
Heart Institute - Adult Stem Cell Program.		
D.1.2. Strategy: STROKE CLINICAL RESEARCH	2,137,500	2,137,500
Total, Goal D: HEALTH PROGRAMS	\$ 3,719,491	\$ 3,719,491
Grand Total, THE UNIVERSITY OF TEXAS SYSTEM ADMINISTRATION	\$ 32,341,179	\$ 12,341,179

Object-of-Expense Informational Listing:

Salaries and Wages	\$ 792,893	\$ 792,893
Professional Fees and Services	263,500	263,500
Consumable Supplies	32,655	32,655
Utilities	200,000	200,000
Travel	20,000	20,000
Debt Service	1,308,120	1,308,120
Other Operating Expense	24,462,080	4,462,080
Grants	5,261,931	5,261,931
Total, Object-of-Expense Informational Listing	\$ 32,341,179	\$ 12,341,179

Estimated Allocations for Employee Benefits and Debt Service Appropriations Made Elsewhere in this Act:

Employee Benefits

Retirement	\$ 2,801,454	\$ 2,851,959
Group Insurance	50,862	50,863
Social Security	2,275,851	2,348,678

Total, Estimated Allocations for Employee Benefits and Debt Service Appropriations Made Elsewhere in this Act

\$ 5,128,167 \$ 5,251,500

2. Aircraft Authorized. The University of Texas System may acquire, operate and maintain, including replacing, one passenger airplane. Such airplane should be acquired by gift, if possible, but may be acquired by purchase subject to the authority under Government Code, Chapter 2205. All costs of acquisition, operation and maintenance, including replacement, may be paid out of the Available University Fund allocable to The University of Texas System. The University of Texas System may lease on a short-term basis additional aircraft as needed from time to time.

3. Estimated Appropriation and Unexpended Balance.

- a. Included in the amounts appropriated above are estimated appropriations of amounts available for distribution or investment returns out of the Permanent Endowment Fund for the Lower Rio Grande Valley Regional Academic Health Center.
- b. Amounts available for distribution or investment returns in excess of the amounts estimated above are also appropriated. In the event that amounts available for distribution or investment returns are less than the amounts estimated above, this Act may not be construed as appropriating funds to make up the difference.
- c. All balances of estimated appropriations from the Permanent Endowment Fund for the Lower Rio Grande Valley Regional Academic Health Center, except for any General Revenue, at the close of the fiscal year ending August 31, 2023, and the income to said fund during the fiscal years beginning September 1, 2023, are appropriated to The University of Texas System Administration and to any University of Texas institutions to which funds may be transferred by The University of Texas System Administration. Any unexpended appropriations made above as of August 31, 2024, are appropriated for the same purposes for fiscal year 2025 to The University of Texas System Administration and to any University of Texas institutions to which funds may have been transferred by The University of Texas System Administration.

4. Stroke Clinical Research. Out of the funds appropriated above to The University of Texas System in Strategy D.1.2, Stroke Clinical Research, \$4,275,000 in General Revenue over the biennium at The University of Texas System is for the administration of the statewide stroke

THE UNIVERSITY OF TEXAS SYSTEM ADMINISTRATION
(Continued)

clinical research network, Stroke System of Care Coordination (Lone Star Stroke). Any unexpended balances as of August 31, 2024, are hereby appropriated for the same purpose for the fiscal year beginning September 1, 2024.

- 5. Multi-Institution Center - Laredo.** The University of Texas System is authorized to operate the Multi-Institution Center in Laredo. Notwithstanding Article III, Special Provisions Relating Only to State Agencies of Higher Education, Sec. 4 Transfer Provisions of this Act, The University of Texas System Administration may transfer appropriations to any general academic or health related institution from Strategy B.1.1, Multi-Institution Center - Laredo to be used for educational programs or other services operated at or related to the Multi-Institution Center - Laredo.

Any unexpended balances as of August 31, 2024, from the appropriations identified in Strategy B.1.1, Multi-Institution Center - Laredo, are hereby appropriated to The University of Texas System Administration or to any general academic or health related institution which may have received a transfer of this appropriation from The University of Texas System Administration for the same purpose for the fiscal year beginning September 1, 2024.

For purposes of the requirements of Article IX, Sec. 6.08 Benefits Proportional by Fund of this Act, appropriations made to The University of Texas System Administration and transferred to

any general academic or health related institution to be use in relation to the Multi-Institution Center - Laredo shall be counted as if the transferred funds were directly appropriated to respective institution.

AVAILABLE UNIVERSITY FUND

	For the Years Ending	
	August 31, 2024	August 31, 2025
Method of Financing:		
Available University Fund No. 011, estimated	\$ 1,446,506,273	\$ 1,552,781,099
Total, Method of Financing	\$ 1,446,506,273	\$ 1,552,781,099
This bill pattern represents an estimated 100% of this agency's estimated total available funds for the biennium.		
Items of Appropriation:		
A. Goal: MANAGE/ADMINISTER ENDOWMENT FUNDS		
Provide Management and Administrative Support for Endowment Funds.		
A.1.1. Strategy: TEXAS A&M UNIV SYSTEM ALLOCATION	\$ 472,302,424	\$ 507,028,033
Texas A&M Univ. System Available Univ. Fund Allocation, estimated.		
A.1.2. Strategy: THE UNIV OF TEXAS SYSTEM ALLOCATION	974,203,849	1,045,753,066
The Univ. of Texas System Available Univ. Fund Allocation, estimated.		
Total, Goal A: MANAGE/ADMINISTER ENDOWMENT FUNDS	\$ 1,446,506,273	\$ 1,552,781,099
Grand Total, AVAILABLE UNIVERSITY FUND	\$ 1,446,506,273	\$ 1,552,781,099
Object-of-Expense Informational Listing:		
Other Operating Expense	\$ 1,446,506,273	\$ 1,552,781,099
Total, Object-of-Expense Informational Listing	\$ 1,446,506,273	\$ 1,552,781,099

- 1. Performance Measure Targets.** The following is a listing of the key performance target levels for the Available University Fund. It is the intent of the Legislature that appropriations made by this Act be utilized in the most efficient and effective manner possible to achieve the intended

AVAILABLE UNIVERSITY FUND
(Continued)

mission of the Available University Fund. In order to achieve the objectives and service standards established by this Act, the Available University Fund shall make every effort to attain the following designated key performance target levels associated with each item of appropriation.

	2024	2025
A. Goal: MANAGE/ADMINISTER ENDOWMENT FUNDS		
Outcome (Results/Impact):		
Permanent University Fund (PUF) Investment Expense as Basis		
Points of Net Assets	24.8	24.8

2. **Texas A&M University System Share.** There is appropriated to the Texas A&M University System for the biennium ending August 31, 2025, that portion of the Available University Fund No. 011 apportioned to it by Article VII, §18(f) of the Texas Constitution, except the part of that portion appropriated by §18 for the payment of principal and interest on bonds or notes issued by the Board of Regents of the Texas A&M University System, together with interest and any balance in the Texas A&M University Available Fund No. 047 for any previous fiscal year. The Texas A&M University System is authorized to use a portion of its share of the Available University Fund No. 011 for the matching of private grants for the endowment of scholarships, fellowships, library support, and academic positions at Texas A&M University and Prairie View A&M University.

3. **The University of Texas System Share.** There is appropriated for the biennium ending August 31, 2025, that portion of the Available University Fund No. 011 apportioned to The University of Texas System by Article VII, §18(f) of the Texas Constitution, together with interest and any balance in the Available University Fund No. 011 for any previous years, except that portion appropriated by §18 for the payment of principal and interest on bonds or notes issued by the Board of Regents of The University of Texas System. This appropriation and any amounts derived from refinancing and/or early retirement of debt or other obligations derived from funds from the Permanent University Fund and/or Available University Fund may only be used for:
 - a. new construction, major repairs and rehabilitation, equipment, maintenance, operation, salaries, endowments, and support, including the matching of private grants for the endowment of scholarships, fellowships, library support, and academic positions for The University of Texas at Austin; and
 - b. support and maintenance including necessary direct administration operations of The University of Texas System Administration and for necessary expenses to provide administrative support for Board operations.

4. **Transfer Authorization.** The University of Texas System shall transfer from the Available University Fund No. 011 into the Texas A&M University Available Fund No. 047 the respective portion required by Article VII, §18(f) of the Texas Constitution.

5. **Reporting.**
 - a. The University of Texas System Board of Regents and the Texas A&M University System Board of Regents shall report to the Legislature and the Governor no later than December 1 of each year the uses of the Available University Fund (AUF) for each system component and for the system office operations for the two previous fiscal years, the current fiscal year, and two future fiscal years (projected). Each report shall contain detailed information on the following:
 - (1) debt service allocations, by component;
 - (2) bond proceeds allocations, by component;
 - (3) excellence allocations, by component or system office, and their purposes;
 - (4) Available University Fund income, interest, beginning-and-end-of-year balances; and
 - (5) the rationale used by the respective boards to distribute AUF funds.
 - b. In addition, by December 1 of each year, authorized managers of permanent funds and endowments whose earnings are appropriated above shall submit an annual financial report

AVAILABLE UNIVERSITY FUND
(Continued)

which shall include, at a minimum, an income statement and balance sheet and a summary of the investment return of the fund during the preceding fiscal year. The annual financial report shall also contain:

- (1) a summary of all gains, losses and income from investments and an itemized list of all securities held for the fund on August 31;
- (2) any other information needed by the Governor or the Legislative Budget Board to clearly indicate the nature and extent of investments made of the fund and all income realized from the components of the fund.

The annual financial report shall be distributed to the Governor and Legislative Budget Board by December 1 of each year of the biennium.

6. Reporting Requirements for System Office Operations and System Initiatives. In addition to the reporting requirements in Rider 5, The University of Texas System and Texas A&M University System shall report to the Legislative Budget Board no later than December 1 of each fiscal year additional information regarding the use of the Available University Fund for system office operations and system initiatives for the two previous fiscal years, the current fiscal year, and two future fiscal years (projected). The report shall include the following:

- a. Available University Fund support and maintenance allocations and expenditures for system office operations and system initiatives by activity (which must include an activity for the Board of Regents), including the object of expense detail for each activity, the number of full-time equivalents (FTEs) funded by the Available University Fund in each activity, a detailed description of the purpose and authority for each activity, and a reconciliation between Available University Fund allocations and expenditures each fiscal year including the resulting Available University Fund surplus or deficit;
- b. A detailed listing of the role and function of any FTEs included in the Board of Regents activity;
- c. A listing of funds outside of the Available University Fund, including gifts, donations, and other funds outside the treasury, used for each activity each fiscal year; and
- d. Any additional information requested by the Legislative Budget Board.

7. Appropriation Limitation for System Initiatives.

- a. Notwithstanding Rider 2 and Rider 3, no funds appropriated above shall be used for system initiatives at the Texas A&M University System or The University of Texas System without written notification to the Legislative Budget Board at least 30 calendar days prior to the Board of Regents taking action on system initiatives. For system initiatives having a cost in excess of \$5 million, the initiative shall be considered approved unless disapproved by the Legislative Budget Board. The notification by the Texas A&M University System or The University of Texas System to expend the appropriations for system initiatives must include at a minimum: (1) a detailed description of each requested system initiative activity funded by the Available University Fund; (2) the amount of Available University Fund appropriations for each activity each fiscal year, including object of expense detail; and (3) the number of full-time equivalent positions supported by the requested Available University Fund amounts for each activity.
- b. The Texas A&M University System and The University of Texas System may use funds appropriated above for the following purposes without notifying the Legislative Budget Board:
 - (1) The payment of principal and interest on bonds or notes issued by the Board of Regents at either system; and
 - (2) Support and maintenance funding allocated directly to The University of Texas at Austin, Texas A&M University, including Texas A&M University Health Science Center, and Prairie View A&M University.

8. Program Categories. All expenditures made with Available University Fund appropriations must be categorized in one of the following program categories:

AVAILABLE UNIVERSITY FUND
(Continued)

- a. Debt service, including the payment of principal and interest on bonds or notes issued by the Board of Regents of The University of Texas System or the Texas A&M University System;
- b. System office operations;
- c. System initiatives, distinguishing those initiated by the chancellor of the system and those initiated by or for the board of regents; or
- d. Support of eligible component institutions, including appropriations for the support and maintenance of The University of Texas at Austin, Texas A&M University, including Texas A&M University Health Science Center, and Prairie View A&M University.

9. Appropriation: Unexpended Balances. Any unobligated and unexpended balances as of August 31, 2023, in the Available University Fund (AUF) appropriations apportioned to The University of Texas System, Texas A&M University System, or to any University of Texas or Texas A&M institution to which AUF may have been transferred by its system office are appropriated for the same purpose for the fiscal year beginning September 1, 2023. Any unobligated and unexpended balances as of August 31, 2024, in the AUF appropriations apportioned to The University of Texas System, Texas A&M University System, or to any University of Texas or Texas A&M institution to which AUF may have been transferred by its system office are appropriated for the same purpose for the fiscal year beginning September 1, 2024.

AVAILABLE NATIONAL RESEARCH UNIVERSITY FUND¹

	For the Years Ending	
	August 31, 2024	August 31, 2025
Method of Financing:		
National Research University Fund Earnings No. 8214, estimated	\$ 0	\$ 0
Total, Method of Financing	\$ 0	\$ 0

This bill pattern represents an estimated 100% of this agency's estimated total available funds for the biennium.

Items of Appropriation:

Grand Total, AVAILABLE NATIONAL RESEARCH UNIVERSITY FUND	\$ 0	\$ 0
---	------	------

1. Distribution to Eligible Institutions. ~~There is appropriated to each eligible institution for the biennium ending August 31, 2025, that portion of the earnings from the National Research University Fund distributed to it by Article VII, §20 of the Texas Constitution, together with any interest on balances attributable to the eligible institutions. Pursuant to Article VII, §20 of the Texas Constitution, each eligible institution must use its National Research University Fund appropriation only for the support and maintenance of educational and general activities that promote increased research capacity at the institution.~~

2. Appropriation: Unexpended Balances. Any unobligated and unexpended balances as of August 31, 2023, in National Research University Fund appropriations made to each eligible institution are appropriated for the same purpose for the fiscal year beginning September 1, 2023. Any unobligated and unexpended balances as of August 31, 2024, in National Research University Fund appropriations made to each eligible institution are appropriated for the same purpose for the fiscal year beginning September 1, 2024.

¹ Incorporates Article IX, Section 18.16, of this Act, due to enactment of HB 1595 and HJR 3, 88th Legislature, Regular Session, relating to the creation of the Texas University Fund. The bill pattern for the Available National Research University Fund is deleted and all funding and riders are transferred to the newly created Available Texas University Fund bill pattern.

AVAILABLE TEXAS UNIVERSITY FUND¹

	For the Years Ending	
	August 31, 2024	August 31, 2025
	<u> </u>	<u> </u>
Method of Financing:		
General Revenue Fund ¹	\$ 136,364,139	\$ 0
Available Texas University Fund No. 8214, estimated ¹	<u>\$ 0</u>	<u>\$ 137,000,000</u>
Total, Method of Financing	<u>\$ 136,364,139</u>	<u>\$ 137,000,000</u>

This bill pattern represents an estimated 100% of this agency's estimated total available funds for the biennium.

Items of Appropriation:

A. Goal: FUND DISTRIBUTION		
A.1.1. Strategy: FUND DISTRIBUTION ¹	\$ 0	\$ 137,000,000
Fund Distribution to Eligible Institutions.		
B. Goal: SUPPLEMENTAL DISTRIBUTION ¹		
B.1.1. Strategy: SUPPLEMENTAL DISTRIBUTION	<u>\$ 136,364,139</u>	<u>\$ 0</u>
Supplemental Distribution to Eligible Institutions.		
Grand Total, AVAILABLE TEXAS UNIVERSITY FUND	<u>\$ 136,364,139</u>	<u>\$ 137,000,000</u>

Object-of-Expense Informational Listing:

Other Operating Expense	<u>\$ 136,364,139</u>	<u>\$ 137,000,000</u>
Total, Object-of-Expense Informational Listing	<u>\$ 136,364,139</u>	<u>\$ 137,000,000</u>

1. Distribution to Eligible Institutions.¹ There is appropriated to each eligible institution for the fiscal year ending August 31, 2025, that portion of the earnings of the Texas University Fund distributed to it by Article VII, Sec. 20 of the Texas Constitution, together with any interest on balances attributable to the eligible institutions. Pursuant to Article VII, Sec. 20 of the Texas Constitution, each eligible institution must use its Available Texas University Fund appropriation only for the support and maintenance of educational and general activities that promote increased research capacity at the institution.

2. General Revenue Distribution to Eligible Institutions.^{1,2} The General Revenue amounts appropriated above to the Available Texas University Fund in fiscal year 2024 are for the sole purpose of funding eligible institutions and may only be used for the support and maintenance of educational and general activities that promote increased research capacity at the institution. The Comptroller of Public Accounts shall distribute the appropriation according to the allocation methodology in Education Code, Section 62.1481 and Section 62.1482, as determined by the Legislative Budget Board in consultation with the Texas Higher Education Coordinating Board. The following is an informational listing of the distributed funds to eligible institutions.

University of Houston	\$48,271,059
The University of North Texas	\$21,328,931
Texas Tech University	\$44,409,886
Texas State University	\$22,354,263

3. Appropriation: Unexpended Balances.¹ Any unobligated and unexpended balances as of August 31, 2023, in Available National Research University Fund appropriations made to each eligible institution are appropriated for the same purpose for the fiscal year beginning September 1, 2023.
Any unobligated and unexpended balances as of August 31, 2024, in Available Texas University Fund appropriations made to each eligible institution are appropriated for the same purpose for the fiscal year beginning September 1, 2024.

For the purposes of this section, an appropriation of funds from the Available National Research University Fund may also be used for the same purpose as an appropriation of funds from the Available Texas University Fund.

AVAILABLE TEXAS UNIVERSITY FUND
(Continued)

¹ Incorporates Article IX, Section 18.16, of this Act, due to enactment of HB 1595 and HJR 3, 88th Legislature, Regular Session, relating to the creation of the Texas University Fund, resulting in the creation of a new bill pattern for the Available Texas University Fund and increases of \$136,364,139 out of General Revenue Funds in fiscal year 2024 and an estimated \$137,000,000 out of Other Funds in fiscal year 2025.

² Modified to reflect technical correction to the informational listing of the distributed funds to eligible institutions.

SUPPORT FOR MILITARY AND VETERANS EXEMPTIONS

	For the Years Ending	
	August 31, 2024	August 31, 2025
Method of Financing:		
General Revenue Fund ¹	\$ 107,433,233	\$ 107,433,233
Permanent Fund Supporting Military and Veterans Exemptions No. 210, estimated	\$ 9,896,384	\$ 9,896,384
Total, Method of Financing	\$ 117,329,617	\$ 117,329,617
 This bill pattern represents an estimated 100% of this agency's estimated total available funds for the biennium.		
Items of Appropriation:		
A. Goal: FUND FOR MILITARY & VET EXEMPTIONS		
Permanent Fund Supporting Military and Veterans Exemptions (MVE Fund).		
A.1.1. Strategy: DISTRIBUTE TO ELIGIBLE INSTITUTIONS	\$ 9,896,384	\$ 9,896,384
Distribution from MVE Fund to Eligible Institutions.		
 B. Goal: REIMBURSEMENT FOR HAZLEWOOD EXEMPTS		
Reimbursements from General Revenue for Hazlewood Exemptions.		
B.1.1. Strategy: REIMBURSEMENT FOR HAZLEWOOD EXEMPTS¹	\$ 107,433,233	\$ 107,433,233
Reimbursements from General Revenue Fund to Eligible Institutions.		
Grand Total, SUPPORT FOR MILITARY AND VETERANS EXEMPTIONS	\$ 117,329,617	\$ 117,329,617
 Object-of-Expense Informational Listing:		
Other Operating Expense	\$ 117,329,617	\$ 117,329,617
Total, Object-of-Expense Informational Listing	\$ 117,329,617	\$ 117,329,617

1. Distribution to Eligible Institutions. There is appropriated to each eligible institution of higher education for the biennium ending August 31, 2025, an annual distribution amount from the Permanent Fund Supporting Military and Veterans Exemptions to offset the cost to each institution of higher education of the exemptions required by Education Code, Sec. 54.341(k). The annual distribution total from the fund shall be determined by the Texas Treasury Safekeeping Trust Company. The annual distribution from the fund shall be distributed to eligible institutions in proportion to each institution's respective share of the aggregate cost to all institutions of the exemptions required by Education Code, Sec. 54.341(k), as determined and approved by the Legislative Budget Board. The determined distribution allocations shall be considered approved unless the Legislative Budget Board issues a written disapproval within 30 business days after the date the Legislative Budget Board staff concludes its distribution calculations and forwards the distribution calculations to the Chair of the House Appropriations Committee, Chair of the Senate Finance Committee, Speaker of the House, and Lieutenant Governor. Any requests for additional information made by the Legislative Budget Board interrupt the counting of the 30 business days.

Pursuant to Education Code, Sec. 54.341(h), each institution of higher education shall report information required for determining the distribution allocations. In the event an institution of

SUPPORT FOR MILITARY AND VETERANS EXEMPTIONS

(Continued)

higher education receives any funds from the Permanent Fund Supporting Military and Veterans Exemptions as a result of data reporting errors, the amount of funds related to the reporting errors shall be lapsed.

The Legislative Budget Board shall provide a copy of the approved annual distribution allocation data and amounts by institution to all receiving institutions of higher education.

- 2. Reimbursements for Hazlewood Exemption Program.** Notwithstanding Article IX, §14.01, Appropriation Transfers or similar provisions of this Act, the General Revenue amounts appropriated above in Strategy B.1.1, Reimbursement for Hazlewood Exempts, are for the sole purpose of funding the proportionate share of the total cost to each institution for the Hazlewood Exemption Legacy Program and may not be used for any other purpose.

The Texas Comptroller of Public Accounts shall annually distribute the appropriations made in Strategy B.1.1, Reimbursement for Hazlewood Exempts, according to the proportion of each institution's respective share of the aggregate cost of the exemption for students under the Hazlewood Exemption Legacy Program in Education Code, §54.341(k), as determined by the Legislative Budget Board consistent with the annual distribution from the Permanent Fund Supporting Military and Veterans Exemptions. The appropriations made in Strategy B.1.1, Reimbursement for Hazlewood Exempts, may not be distributed without the prior written approval of the Legislative Budget Board.

The determined distribution allocations shall be considered approved unless the Legislative Budget Board issues a written disapproval within 30 business days after the date the Legislative Budget Board staff concludes its distribution calculations and forwards the distribution calculations to the Chair of the House Appropriations Committee, Chair of the Senate Finance Committee, Speaker of the House, and Lieutenant Governor. Any requests for additional information made by the Legislative Budget Board interrupt the counting of the 30 business days.

For purposes of the requirements of Article IX, Sec. 6.08, Benefits Proportional by Fund, of this Act, appropriations made in Strategy B.1.1 and transferred to any institution of higher education shall be counted as if the transferred funds were directly appropriated to the respective institution.

Pursuant to Education Code, §54.341(h), each institution of higher education shall report information required for determining the distribution allocations. In the event an institution of higher education receives any General Revenue as a result of data reporting errors, the amount of funds related to the reporting errors shall be lapsed.

The Legislative Budget Board shall provide a copy of the approved annual distribution allocation data and amounts by institution to all receiving institutions of higher education.

- 3. Appropriation: Unexpended Balances.** Any unobligated and unexpended balances as of August 31, 2023, in Permanent Fund Supporting Military and Veterans Exemptions appropriations made to each eligible institution of higher education are appropriated for the same purpose for the fiscal year beginning September 1, 2023. Any unobligated and unexpended balances as of August 31, 2024, in Permanent Fund Supporting Military and Veterans Exemptions appropriations made to each eligible institution of higher education are appropriated for the same purpose for the fiscal year beginning September 1, 2024.

Any unobligated and unexpended balances as of August 31, 2024, resulting from appropriation distributions made to each eligible institution of higher education out of Strategy B.1.1, Reimbursement for Hazlewood Exempts, are appropriated for the same purpose for the fiscal year beginning September 1, 2024.

¹ Incorporates Article III, Special Provisions, Section 58, relating to Higher Education Affordability, resulting in increases of \$92,433,233 in each fiscal year out of General Revenue.

THE UNIVERSITY OF TEXAS AT ARLINGTON

	For the Years Ending	
	August 31, 2024	August 31, 2025
Method of Financing:		
General Revenue Fund ^{1, 2, 3, 4, 5}	\$ 157,360,327	\$ 156,535,760
General Revenue Fund - Dedicated		
Estimated Board Authorized Tuition Increases Account No. 704	\$ 9,200,000	\$ 9,200,000
Estimated Other Educational and General Income Account No. 770	61,665,169	61,853,789
Subtotal, General Revenue Fund - Dedicated	\$ 70,865,169	\$ 71,053,789
License Plate Trust Fund Account No. 0802, estimated	\$ 4,073	\$ 4,073
Total, Method of Financing	\$ 228,229,569	\$ 227,593,622
Items of Appropriation:		
1. Educational and General State Support	\$ 228,229,569	\$ 227,593,622
Grand Total, THE UNIVERSITY OF TEXAS AT ARLINGTON	\$ 228,229,569	\$ 227,593,622

This bill pattern represents an estimated 26.7% of this agency's estimated total available funds for the biennium.

Number of Full-Time-Equivalents (FTE)- Appropriated Funds^{1, 2, 3}	1,957.3	1,957.3
--	---------	---------

1. Informational Listing of Appropriated Funds. The appropriations made above for Educational and General State Support are subject to the special and general provisions of this Act and include the following amounts for the purposes indicated.

A. Goal: INSTRUCTION/OPERATIONS		
Provide Instructional and Operations Support.		
A.1.1. Strategy: OPERATIONS SUPPORT¹	\$ 142,504,411	\$ 142,504,411
A.1.2. Strategy: TEACHING EXPERIENCE SUPPLEMENT¹	1,344,841	1,344,841
A.1.3. Strategy: STAFF GROUP INSURANCE PREMIUMS	6,555,788	6,555,788
A.1.4. Strategy: WORKERS' COMPENSATION INSURANCE	215,308	215,308
A.1.5. Strategy: UNEMPLOYMENT COMPENSATION INSURANCE	20,929	20,929
A.1.6. Strategy: TEXAS PUBLIC EDUCATION GRANTS	7,036,772	7,063,075
Total, Goal A: INSTRUCTION/OPERATIONS	\$ 157,678,049	\$ 157,704,352
B. Goal: INFRASTRUCTURE SUPPORT		
Provide Infrastructure Support.		
B.1.1. Strategy: E&G SPACE SUPPORT¹	\$ 20,894,281	\$ 20,894,281
Educational and General Space Support.		
B.1.2. Strategy: CCAP REVENUE BONDS	17,396,841	16,734,591
Capital Construction Assistance Projects Revenue Bonds.		
Total, Goal B: INFRASTRUCTURE SUPPORT	\$ 38,291,122	\$ 37,628,872
C. Goal: NON-FORMULA SUPPORT		
Provide Non-formula Support.		
C.1. Objective: RESEARCH		
C.1.1. Strategy: UT ARLINGTON RESEARCH INSTITUTE	\$ 1,220,899	\$ 1,220,899
UT Arlington Research Institute (UTARI).		
C.1.2. Strategy: HEALTH INNOVATION INSTITUTE²	1,000,000	1,000,000
C.2. Objective: PUBLIC SERVICE		
C.2.1. Strategy: INSTITUTE OF URBAN STUDIES	\$ 136,617	\$ 136,617
C.2.2. Strategy: MEXICAN AMERICAN STUDIES	19,159	19,159
C.2.3. Strategy: CENTER ENTREPRENEURSHIP/TECH DEV	1,633,933	1,633,933
Center for Entrepreneurship and Technology Development.		
C.2.4. Strategy: CENTER FOR RURAL HEALTH AND NURSING	2,021,113	2,021,113

THE UNIVERSITY OF TEXAS AT ARLINGTON
(Continued)

C.2.5. Strategy: TX MANUFACTURING ASSISTANCE CENTER ³	3,750,000	3,750,000
Texas Manufacturing Assistance Center.		
C.3. Objective: INSTITUTIONAL SUPPORT		
C.3.1. Strategy: INSTITUTIONAL ENHANCEMENT	\$ 1,201,054	\$ 1,201,054
Total, Goal C: NON-FORMULA SUPPORT	\$ 10,982,775	\$ 10,982,775
D. Goal: RESEARCH FUNDS		
D.1.1. Strategy: NATIONAL RESEARCH SUPPORT ^{1, 4, 5}	\$ 21,277,623	\$ 21,277,623
Grand Total, THE UNIVERSITY OF TEXAS AT ARLINGTON	<u>\$ 228,229,569</u>	<u>\$ 227,593,622</u>
Object-of-Expense Informational Listing:		
Salaries and Wages	\$ 85,538,090	\$ 85,636,695
Other Personnel Costs	3,011,205	3,022,812
Faculty Salaries (Higher Education Only)	100,195,494	100,201,246
Professional Fees and Services	282,549	282,551
Consumable Supplies	290,657	290,657
Utilities	1,549,487	1,549,488
Travel	23,380	23,380
Rent - Building	1,694	1,693
Rent - Machine and Other	6,103	6,103
Debt Service	17,396,841	16,734,591
Other Operating Expense	12,842,804	12,726,837
Grants	7,036,772	7,063,075
Capital Expenditures	<u>54,493</u>	<u>54,494</u>
Total, Object-of-Expense Informational Listing	<u>\$ 228,229,569</u>	<u>\$ 227,593,622</u>
Estimated Allocations for Employee Benefits and Debt Service Appropriations Made Elsewhere in this Act:		
<u>Employee Benefits</u>		
Retirement	\$ 12,657,897	\$ 12,984,771
Group Insurance	13,190,050	13,190,050
Social Security	<u>11,763,352</u>	<u>12,139,779</u>
Total, Estimated Allocations for Employee Benefits and Debt Service Appropriations Made Elsewhere in this Act	<u>\$ 37,611,299</u>	<u>\$ 38,314,600</u>

2. Performance Measure Targets. The following is a listing of the key performance target levels for The University of Texas at Arlington. It is the intent of the Legislature that appropriations made by this Act be utilized in the most efficient and effective manner possible to achieve the intended mission of The University of Texas at Arlington. In order to achieve the objectives and service standards established by this Act, The University of Texas at Arlington shall make every effort to attain the following designated key performance target levels associated with each item of appropriation.

	<u>2024</u>	<u>2025</u>
A. Goal: INSTRUCTION/OPERATIONS		
Outcome (Results/Impact):		
Percent of First-time, Full-time, Degree-seeking Freshmen Who Earn a Baccalaureate Degree within Six Academic Years	53%	54%
Percent of First-time, Full-time, Degree-seeking Freshmen Who Earn a Baccalaureate Degree within Four Academic Years	30%	30%
Persistence Rate of First-time, Full-time, Degree-seeking Freshmen Students after One Academic Year	75%	75%
Certification Rate of Teacher Education Graduates	92%	92%
Percent of Baccalaureate Graduates Who Are First Generation College Graduates	47%	47%
Percent of Incoming Full-time Undergraduate Transfer Students Who Graduate within Four Years	60%	60%
Percent of Incoming Full-time Undergraduate Transfer Students Who Graduate within Two Years	27%	28%
Percent of Lower Division Semester Credit Hours Taught by Tenured or Tenure-Track Faculty	17.5%	17.5%
State Licensure Pass Rate of Engineering Graduates	55%	55%
State Licensure Pass Rate of Nursing Graduates	92%	92%
Dollar Value of External or Sponsored Research Funds (in Millions)	62	62

THE UNIVERSITY OF TEXAS AT ARLINGTON
(Continued)

A.1.1. Strategy: OPERATIONS SUPPORT

Efficiencies:

Administrative Cost as a Percent of Total Expenditures	8%	8%
Average Cost of Resident Undergraduate Tuition And Fees For 15 Semester Credit Hours	5,750	5,750

Explanatory:

Average Student Loan Debt	23,000	23,000
Percent of Students with Student Loan Debt	50%	50%
Average Financial Aid Award Per Full-Time Student	12,000	12,000
Percent of Full-Time Students Receiving Financial Aid	65%	65%

3. **Robotics Engineering Research Program Transferability Authority.** The University of Texas at Arlington is hereby authorized to transfer or utilize from funds appropriated above an amount not to exceed \$356,250 to the Robotics Engineering Research Program. However, no funds may be transferred from any specified amount for faculty salaries, general scholarships, or minority scholarships and recruitment.
4. **Center for Mexican American Studies.** The University of Texas at Arlington may transfer or utilize, from funds appropriated above, an amount not to exceed \$38,318 for the operation of the Center for Mexican American Studies.
5. **Urban Studies Institute.** All funds collected by the Urban Studies Institute are appropriated to The University of Texas at Arlington for the Urban Studies Institute. It is the intent of the Legislature that services provided by the Institute shall be provided at a reduced cost based upon financial need and the availability of like services.
6. **University of Texas at Arlington Research Institute.** Out of funds appropriated to The University of Texas at Arlington in Strategy C.1.1, UT Arlington Research Institute, \$1,220,899 in General Revenue in fiscal year 2024 and \$1,220,899 in General Revenue in fiscal year 2025 shall be used for The University of Texas at Arlington Research Institute.
7. **Center for Rural Health and Nursing.** Out of funds appropriated to The University of Texas at Arlington in Strategy C.2.4, Center for Rural Health and Nursing, \$2,021,113 in General Revenue in fiscal year 2024 and \$2,021,113 in General Revenue in fiscal year 2025 will be used to support the Center for Rural Health and Nursing.
8. **Health Innovation Institute.²** Included in amounts above in Strategy C.1.2, Health Innovation Institute, \$1,000,000 out of the General Revenue Fund and 2.0 FTEs in each fiscal year of the 2024-25 biennium are appropriated to the University of Texas at Arlington to support the Health Innovation Institute.
9. **Texas Manufacturing Assistance Center.³** Included in amounts above in Strategy C.2.5, Texas Manufacturing Assistance Center, \$3,750,000 out of the General Revenue Fund and 75.0 FTEs in each fiscal year of the 2024-25 biennium are appropriated to the University of Texas at Arlington to support the Texas Manufacturing Assistance Center.

¹ Incorporates Special Provisions Relating Only to State Agencies of Higher Education, Section 58, relating to Higher Education Affordability resulting in increases of \$7,969,858 out of General Revenue Funds and 150.2 FTEs each fiscal year of the 2024-25 biennium.

² Incorporates Article IX, §17.35, 88th Legislature, Regular Session, relating to support for the Health Innovation Institute, resulting in increases of \$1,000,000 out of General Revenue Funds and 2.0 FTEs each fiscal year of the biennium.

³ Incorporates Article IX, §17.35, 88th Legislature, Regular Session, relating to support for the Texas Manufacturing Assistance Center, resulting in increases of \$3,750,000 out of General Revenue Funds and 75.0 FTEs each fiscal year of the biennium.

⁴ Incorporates contingency funding for Special Provisions Relating Only to State Agencies of Higher Education, Section 56.2 (a), relating to Core Research Support resulting in increases of \$5,984,271 out of General Revenue Funds each fiscal year of the 2024-25 biennium.

⁵ Incorporates Article IX, §18.16, 88th Legislature, Regular Session, relating to Contingency Funding for House Bill 1595 and House Joint Resolution 3, resulting in increases of \$8,001,176 out of General Revenue Funds each fiscal year of the biennium.

THE UNIVERSITY OF TEXAS AT AUSTIN

	For the Years Ending	
	August 31, 2024	August 31, 2025
Method of Financing:		
General Revenue Fund ^{1, 2, 3}	\$ 337,934,926	\$ 332,037,105
General Revenue Fund - Dedicated		
Estimated Board Authorized Tuition Increases Account No. 704	\$ 19,100,000	\$ 19,100,000
Estimated Other Educational and General Income Account No. 770	97,108,984	97,603,541
Subtotal, General Revenue Fund - Dedicated	\$ 116,208,984	\$ 116,703,541
License Plate Trust Fund Account No. 0802, estimated	\$ 150,000	\$ 150,000
Total, Method of Financing	\$ 454,293,910	\$ 448,890,646
Items of Appropriation:		
1. Educational and General State Support	\$ 454,293,910	\$ 448,890,646
Grand Total, THE UNIVERSITY OF TEXAS AT AUSTIN	\$ 454,293,910	\$ 448,890,646

This bill pattern represents an estimated 13.6% of this agency's estimated total available funds for the biennium.

Number of Full-Time-Equivalents (FTE)- Appropriated Funds^{1, 2, 3}	5,867.2	5,867.2
--	---------	---------

- 1. Informational Listing of Appropriated Funds.** The appropriations made above for Educational and General State Support are subject to the special and general provisions of this Act and include the following amounts for the purposes indicated.

A. Goal: INSTRUCTION/OPERATIONS

Provide Instructional and Operations Support.

A.1.1. Strategy: OPERATIONS SUPPORT¹	\$ 249,828,726	\$ 249,828,725
A.1.2. Strategy: TEACHING EXPERIENCE SUPPLEMENT¹	4,237,325	4,237,325
A.1.3. Strategy: STAFF GROUP INSURANCE PREMIUMS	9,363,728	9,363,728
A.1.4. Strategy: WORKERS' COMPENSATION INSURANCE	619,142	619,142
A.1.5. Strategy: UNEMPLOYMENT COMPENSATION INSURANCE	31,772	31,772
A.1.6. Strategy: TEXAS PUBLIC EDUCATION GRANTS	13,038,404	13,109,543
Total, Goal A: INSTRUCTION/OPERATIONS	\$ 277,119,097	\$ 277,190,235

B. Goal: INFRASTRUCTURE SUPPORT

Provide Infrastructure Support.

B.1.1. Strategy: E&G SPACE SUPPORT¹	\$ 59,557,231	\$ 59,557,231
Educational and General Space Support.		
B.1.2. Strategy: CCAP REVENUE BONDS	9,791,444	9,791,444
Capital Construction Assistance Projects Revenue Bonds.		
Total, Goal B: INFRASTRUCTURE SUPPORT	\$ 69,348,675	\$ 69,348,675

C. Goal: NON-FORMULA SUPPORT

Provide Non-formula Support.

C.1. Objective: INSTRUCTIONAL SUPPORT		
C.1.1. Strategy: TEXAS ONRAMPS	\$ 2,879,952	\$ 2,879,952
C.2. Objective: RESEARCH		
C.2.1. Strategy: MARINE SCIENCE INSTITUTE	\$ 9,429,247	\$ 9,429,247
Marine Science Institute - Port Aransas.		
C.2.2. Strategy: INSTITUTE FOR GEOPHYSICS	754,615	754,615
C.2.3. Strategy: BUREAU OF ECONOMIC GEOLOGY	3,603,336	3,603,336
C.2.4. Strategy: MCDONALD OBSERVATORY	3,614,523	3,614,523
C.2.5. Strategy: ADVANCED STUDIES IN ASTRONOMY - HET	414,719	414,719
Center for Advanced Studies in Astronomy - HET(Hobby-Eberly Telescope).		

THE UNIVERSITY OF TEXAS AT AUSTIN
(Continued)

C.2.6. Strategy: BEG: PROJECT STARR Bureau of Economic Geology: Project STARR.	4,751,921	4,751,921
C.2.7. Strategy: DIGITAL MOLTEN SALT REACTOR Texas Digital Molten Salt Reactor.	7,622,808	10,917,500
C.2.8. Strategy: TEXNET SEISMIC MONITORING ²	1,400,000	1,400,000
C.3. Objective: PUBLIC SERVICE		
C.3.1. Strategy: IRMA RANGEL PUBLIC POLICY INSTITUTE	\$ 100,089	\$ 100,089
C.3.2. Strategy: VOCES ORAL HISTORY PROJECT	34,931	34,931
C.3.3. Strategy: CIVITAS INSTITUTE University Of Texas At Austin Civitas Institute.	3,000,000	3,000,000
C.3.4. Strategy: HEART GALLERIES ³ Center For Societal Impact Heart Galleries.	6,000,000	6,000,000
C.4. Objective: INSTITUTIONAL SUPPORT		
C.4.1. Strategy: INSTITUTIONAL ENHANCEMENT	<u>\$ 19,639,418</u>	<u>\$ 19,639,418</u>
Total, Goal C: NON-FORMULA SUPPORT	\$ 63,245,559	\$ 66,540,251
D. Goal: TRUSTEED FUNDS		
D.1.1. Strategy: D K ROYAL TX ALZHEIMER'S INITIATIVE Darrell K Royal Texas Alzheimer's Initiative.	\$ 8,769,094	\$ UB
E. Goal: RESEARCH FUNDS		
E.1.1. Strategy: TEXAS RESEARCH UNIVERSITY FUND	<u>\$ 35,811,485</u>	<u>\$ 35,811,485</u>
Grand Total, THE UNIVERSITY OF TEXAS AT AUSTIN	<u>\$ 454,293,910</u>	<u>\$ 448,890,646</u>
Object-of-Expense Informational Listing:		
Salaries and Wages	\$ 71,926,137	\$ 115,407,269
Other Personnel Costs	999,674	1,038,425
Faculty Salaries (Higher Education Only)	211,512,965	211,079,511
Debt Service	9,791,444	9,791,444
Other Operating Expense	143,247,363	98,464,454
Grants	13,038,404	13,109,543
Capital Expenditures	<u>3,777,923</u>	<u>0</u>
Total, Object-of-Expense Informational Listing	<u>\$ 454,293,910</u>	<u>\$ 448,890,646</u>
Estimated Allocations for Employee Benefits and Debt Service Appropriations Made Elsewhere in this Act:		
<u>Employee Benefits</u>		
Retirement	\$ 25,496,059	\$ 25,955,709
Group Insurance	31,854,517	31,854,518
Social Security	<u>22,697,773</u>	<u>23,455,693</u>
Total, Estimated Allocations for Employee Benefits and Debt Service Appropriations Made Elsewhere in this Act	<u>\$ 80,048,349</u>	<u>\$ 81,265,920</u>

2. Performance Measure Targets. The following is a listing of the key performance target levels for The University of Texas at Austin. It is the intent of the Legislature that appropriations made by this Act be utilized in the most efficient and effective manner possible to achieve the intended mission of The University of Texas at Austin. In order to achieve the objectives and service standards established by this Act, The University of Texas at Austin shall make every effort to attain the following designated key performance target levels associated with each item of appropriation.

	<u>2024</u>	<u>2025</u>
A. Goal: INSTRUCTION/OPERATIONS		
Outcome (Results/Impact):		
Percent of First-time, Full-time, Degree-seeking Freshmen Who Earn a Baccalaureate Degree within Six Academic Years	92.83%	93.96%
Percent of First-time, Full-time, Degree-seeking Freshmen Who Earn a Baccalaureate Degree within Four Academic Years	74.9%	75.9%
Persistence Rate of First-time, Full-time, Degree-seeking Freshmen Students after One Academic Year	98%	98%
Certification Rate of Teacher Education Graduates	84.34%	83.05%
Percent of Baccalaureate Graduates Who Are First Generation College Graduates	18.03%	17.53%

THE UNIVERSITY OF TEXAS AT AUSTIN
(Continued)

Percent of Incoming Full-time Undergraduate Transfer Students Who Graduate within Four Years	90.79%	93.52%
Percent of Incoming Full-time Undergraduate Transfer Students Who Graduate within Two Years	32.58%	32.71%
Percent of Lower Division Semester Credit Hours Taught by Tenured or Tenure-Track Faculty	35.64%	35.04%
State Licensure Pass Rate of Law Graduates	92.09%	92.3%
State Licensure Pass Rate of Engineering Graduates	94.8%	95.33%
State Licensure Pass Rate of Nursing Graduates	93.03%	92.19%
State Licensure Pass Rate of Pharmacy Graduates	82.62%	80.85%
Dollar Value of External or Sponsored Research Funds (in Millions)	739.78	771.15
A.1.1. Strategy: OPERATIONS SUPPORT		
Efficiencies:		
Administrative Cost as a Percent of Total Expenditures	7.8%	8.4%
Average Cost of Resident Undergraduate Tuition And Fees For 15 Semester Credit Hours	5,876	5,876
Explanatory:		
Average Student Loan Debt	26,524	27,320
Percent of Students with Student Loan Debt	36.96%	35.85%
Average Financial Aid Award Per Full-Time Student	19,064	19,636
Percent of Full-Time Students Receiving Financial Aid	75.09%	77.34%

3. University Interscholastic League Financial Reporting. As part of the financial report required in the Education Code §33.083, the University Interscholastic League (UIL) shall provide the following financial information to the Governor, the presiding officer of each house of the legislature, and the Legislative Budget Board before November 20th each year. The report shall provide the following financial information in the format and order identified below for the preceding two fiscal years:

- a. Total revenues.
- b. Total expenditures.
- c. Excess (Deficit) of revenue over expenditures.
- d. Total fund balance.
- e. Total interest income earned on fund balances belonging to UIL that are deposited with The University of Texas at Austin for the benefit of the league.
- f. Total member school district earnings from event rebates and other sources.
- g. Total UIL earnings from gate receipts, administrative charges, retained excess revenues from UIL managed events and other sources.
- h. Total University of Texas at Austin earnings levied on all UIL expenditures and total expenses incurred by The University of Texas at Austin in providing administrative services for the UIL.

This information shall be reported for all UIL funds, by all budget groups including but not limited to the General Fee, Music, Interscholastic League Press Conference, Athletic/Academic and Corporate budget groups, and individual event/tournament budgets. The UIL shall contract annually with an independent certified public accountant to audit this financial report. In lieu of pursuing a contract for independent audit services and at the discretion of the State Auditor, the State Auditor's Office may conduct the audit. Copies of this report shall be furnished on request to members of the legislature and shall be posted on the UIL's web site.

4. Public Policy Clinics. Out of the funds appropriated above, up to \$100,089 in each year of the biennium shall be used for the Irma Lerma Rangel Public Policy Clinics in the Department of Government. The clinics shall be focused on public policy issues salient to the State of Texas and to be offered as graduate-level seminars to help maximize the partnership with the Tomas Rivera Center, the Center for Migration and Border Studies and other academic institutions. These funds shall be used to pay for the Irma Lerma Rangel Research Fellowships in Law and Public Policy, surveys, and other expenses associated with the clinics.

THE UNIVERSITY OF TEXAS AT AUSTIN
(Continued)

- 5. Texas OnRamps.** Out of funds appropriated above to Strategy C.1.1, Texas OnRamps, \$2,879,952 per fiscal year shall be used for a statewide technology-enhanced dual enrollment and educator professional learning program to improve college readiness, reduce the need for developmental education, and improve student success, built and administered by The University of Texas at Austin. The courses would incorporate college readiness assignments based on the state college and career readiness standards that have been developed and field tested by faculty and instructional support staff from Texas A&M University, The University of Texas at Austin, public junior colleges, and public school districts. The courses use diagnostic assessments and advanced technology to determine students' specific needs, incorporate open-source instructional materials, include professional development institutes and online resources for instructors, and incorporate the best available research about how students learn complex material. Any unexpended balances remaining as of August 31, 2024, are appropriated for the fiscal year beginning September 1, 2024.
- 6. College of Fine Arts.** Out of funds appropriated to The University of Texas at Austin in Strategy C.4.1, Institutional Enhancement, \$477,191 in General Revenue in fiscal year 2024 and \$477,191 in General Revenue in fiscal year 2025 is for a program to increase arts access and to modernize curriculum and teaching effectiveness in the Fine Arts, especially for schools and communities underperforming in arts education, through the UTeach Fine Arts Initiative, including the initiatives developed by the College of Fine Arts at the University of Texas in partnership with the Texas Cultural Trust. The program shall include training and placement of well-prepared and well-supported Fine Arts instructors into underserved or low-performing schools, promoting arts integration methods into core subject matter for classroom teachers, and encouragement of college and career preparedness.
- 7. Darrell K Royal Alzheimer's Initiative.** Amounts appropriated above in Strategy D.1.1, Darrell K Royal Texas Alzheimer's Initiative, are funds trusted to The University of Texas at Austin, and The University of Texas at Austin may not transfer the amount appropriated to other purposes. All amounts, net of cost of administration, shall be allocated at the direction of the Texas Council on Alzheimer's Disease and Related Disorders as provided by Education Code §154.006 to the Consortium of Alzheimer's Disease Centers for the research activities of the consortium as part of the Darrell K Royal Texas Alzheimer's Initiative. Any unexpended balances at the end of fiscal year 2024 are hereby appropriated for the same purposes for fiscal year 2025.
- 8. Marine Science Institute.** Out of funds appropriated to The University of Texas at Austin in Strategy C.2.1, Marine Science Institute, \$4,429,247 in General Revenue in each fiscal year shall be used for the Marine Science Institute.

Additionally, out of funds appropriated above in Strategy C.2.1, Marine Science Institute, \$5,000,000 in General Revenue in fiscal year 2024 and \$5,000,000 in General Revenue in fiscal year 2025 is to be used to expand applied research to support a healthy ecosystem and economy in and along the Texas Gulf Coast and Gulf of Mexico, including fish physiology and ecology, ecosystem dynamics and biogeochemistry. Special considerations shall be given to multidisciplinary applied research opportunities leveraging partnerships and resources across UT Austin in areas such as: robotics, artificial intelligence, machine learning, data science, marine geosciences, policy, and business to solve scientific, technological, policy and economic challenges facing the region to preserve thriving Texas coastal communities. Using appropriated funds, the center shall solicit feedback from the local community, including the City of Port Aransas, when establishing pertinent applied research themes and outreach activities. Any unexpended balances remaining as of August 31, 2024, are appropriated to The University of Texas at Austin for the fiscal year beginning September 1, 2024, for the same purpose.
- 9. Civitas Institute.** Out of funds appropriated to The University of Texas at Austin in Strategy C.3.3, Civitas Institute, \$3,000,000 in General Revenue in fiscal year 2024 and \$3,000,000 in General Revenue in fiscal year 2025 will be used to support the Institute. Included in amounts appropriated above are any unexpended balances (estimated to be \$0) as of August 31, 2023, in appropriations made in Strategy C.3.3. and re-appropriated for the same purpose for the biennium beginning September 1, 2023. Additionally, any unexpended balances as of August 31, 2024, are appropriated for the same purpose for fiscal year 2025.
- 10. Texas Digital Molten Salt Reactor.** Out of funds appropriated to The University of Texas at Austin in Strategy C.2.7, Texas Digital Molten Salt Reactor, \$7,622,808 in General Revenue in fiscal year 2024 and \$10,917,500 in General Revenue in fiscal year 2025 shall be used for the Texas Digital Molten Salt Reactor. Any unexpended balances as of August 31, 2024 are appropriated for the same purpose for fiscal year beginning September 1, 2024.

THE UNIVERSITY OF TEXAS AT AUSTIN
(Continued)

11. TexNet Seismic Monitoring.² Included in amounts above in Strategy C.2.8, TexNet Seismic Monitoring, \$1,400,000 out of the General Revenue Fund and 28.0 FTEs in each fiscal year of the 2024-25 biennium are appropriated to the University of Texas at Austin to support the TexNet Seismic Monitoring Program.

12. Center for Societal Impact - Heart Galleries.³ Included in amounts above in Strategy C.3.4, Heart Galleries, \$6,000,000 out of the General Revenue Fund and 120.0 FTEs in each fiscal year of the 2024-25 biennium are appropriated to the University of Texas at Austin to support the Heart Galleries program in the Center for Societal Impact.

¹ Incorporates Special Provisions Relating Only to State Agencies of Higher Education, Section 58, relating to Higher Education Affordability resulting in increases of \$16,565,123 out of General Revenue Funds and 286.3 FTEs each fiscal year of the 2024-25 biennium.

² Incorporates Article IX, §17.35, 88th Legislature, Regular Session, relating to support for the TexNet Seismic Monitoring Program, resulting in increases of \$1,400,000 out of General Revenue Funds and 28.0 FTEs each fiscal year of the biennium.

³ Incorporates Article IX, §17.35, 88th Legislature, Regular Session, relating to support for the Center for Societal Impact – Heart Galleries program, resulting in increases of \$4,500,000 out of General Revenue Funds and 90.0 FTEs each fiscal year of the biennium.

THE UNIVERSITY OF TEXAS AT DALLAS

	For the Years Ending	
	August 31, 2024	August 31, 2025
Method of Financing:		
General Revenue Fund ^{1, 2, 3}	\$ 158,944,483	\$ 158,635,453
<u>General Revenue Fund - Dedicated</u>		
Estimated Board Authorized Tuition Increases Account No. 704	\$ 8,263,214	\$ 8,263,214
Estimated Other Educational and General Income Account No. 770	64,723,968	65,068,171
Subtotal, General Revenue Fund - Dedicated	\$ 72,987,182	\$ 73,331,385
Total, Method of Financing	\$ 231,931,665	\$ 231,966,838
Items of Appropriation:		
1. Educational and General State Support	\$ 231,931,665	\$ 231,966,838
Grand Total, THE UNIVERSITY OF TEXAS AT DALLAS	\$ 231,931,665	\$ 231,966,838

This bill pattern represents an estimated 27% of this agency's estimated total available funds for the biennium.

Number of Full-Time-Equivalents (FTE)-Appropriated Funds¹	1,957.2	1,957.2
---	---------	---------

1. Informational Listing of Appropriated Funds. The appropriations made above for Educational and General State Support are subject to the special and general provisions of this Act and include the following amounts for the purposes indicated.

A. Goal: INSTRUCTION/OPERATIONS		
Provide Instructional and Operations Support.		
A.1.1. Strategy: OPERATIONS SUPPORT¹	\$ 146,375,394	\$ 146,375,394
A.1.2. Strategy: TEACHING EXPERIENCE SUPPLEMENT¹	1,224,717	1,224,717
A.1.3. Strategy: STAFF GROUP INSURANCE PREMIUMS	6,445,878	6,445,878
A.1.4. Strategy: WORKERS' COMPENSATION INSURANCE	91,800	91,800
A.1.5. Strategy: UNEMPLOYMENT COMPENSATION INSURANCE	91,800	91,800
A.1.6. Strategy: TEXAS PUBLIC EDUCATION GRANTS	5,594,350	5,628,873
A.1.7. Strategy: ORGANIZED ACTIVITIES	8,153,080	8,153,080
Total, Goal A: INSTRUCTION/OPERATIONS	\$ 167,977,019	\$ 168,011,542

THE UNIVERSITY OF TEXAS AT DALLAS
(Continued)

B. Goal: INFRASTRUCTURE SUPPORT

Provide Infrastructure Support.

B.1.1. Strategy: E&G SPACE SUPPORT¹	\$ 19,649,855	\$ 19,649,855
Educational and General Space Support.		
B.1.2. Strategy: CCAP REVENUE BONDS	13,325,691	13,326,341
Capital Construction Assistance Projects Revenue Bonds.		
Total, Goal B: INFRASTRUCTURE SUPPORT	\$ 32,975,546	\$ 32,976,196

C. Goal: NON-FORMULA SUPPORT

Provide Non-formula Support.

C.1. Objective: RESEARCH

C.1.1. Strategy: CENTER FOR APPLIED BIOLOGY	\$ 189,002	\$ 189,002
C.1.2. Strategy: NANOTECHNOLOGY	108,314	108,314

C.2. Objective: PUBLIC SERVICE

C.2.1. Strategy: ACADEMIC BRIDGE PROGRAM	\$ 663,415	\$ 663,415
Intensive Summer Academic Bridge Program.		
C.2.2. Strategy: MIDDLE SCHOOL BRAIN YEARS	1,490,302	1,490,302

Total, Goal C: NON-FORMULA SUPPORT	\$ 2,451,033	\$ 2,451,033
---	--------------	--------------

D. Goal: RESEARCH FUNDS

D.1.1. Strategy: NATIONAL RESEARCH SUPPORT^{1, 2, 3}	\$ 28,484,021	\$ 28,484,021
---	---------------	---------------

E. Goal: TRUSTEED FUNDS

Trusteed Funds for African American Museum Internship Program.

E.1.1. Strategy: AFRICAN AMERICAN MUSEUM INTERNSHIP	\$ 44,046	\$ 44,046
--	-----------	-----------

Grand Total, THE UNIVERSITY OF TEXAS AT DALLAS	\$ 231,931,665	\$ 231,966,838
---	----------------	----------------

Object-of-Expense Informational Listing:

Salaries and Wages	\$ 73,135,558	\$ 80,559,437
Other Personnel Costs	2,766,013	2,918,682
Faculty Salaries (Higher Education Only)	99,597,918	93,153,925
Professional Salaries - Faculty Equivalent (Higher Education Only)	21,963	0
Professional Fees and Services	121,822	0
Consumable Supplies	187,044	1,536,042
Utilities	34,237	0
Travel	6,687	1,000
Rent - Building	387,475	341,576
Rent - Machine and Other	10,618	0
Debt Service	13,325,691	13,326,341
Other Operating Expense	36,688,266	34,456,916
Client Services	44,046	44,046
Grants	5,594,350	5,628,873
Capital Expenditures	9,977	0
Total, Object-of-Expense Informational Listing	\$ 231,931,665	\$ 231,966,838

Estimated Allocations for Employee Benefits and Debt Service Appropriations Made Elsewhere in this Act:

Employee Benefits

Retirement	\$ 11,687,020	\$ 11,996,709
Group Insurance	11,852,086	11,852,087
Social Security	11,000,651	11,352,672

Total, Estimated Allocations for Employee Benefits and Debt Service Appropriations Made Elsewhere in this Act	\$ 34,539,757	\$ 35,201,468
--	---------------	---------------

2. Performance Measure Targets. The following is a listing of the key performance target levels for The University of Texas at Dallas. It is the intent of the Legislature that appropriations made by this Act be utilized in the most efficient and effective manner possible to achieve the

THE UNIVERSITY OF TEXAS AT DALLAS
(Continued)

intended mission of The University of Texas at Dallas. In order to achieve the objectives and service standards established by this Act, The University of Texas at Dallas shall make every effort to attain the following designated key performance target levels associated with each item of appropriation.

	<u>2024</u>	<u>2025</u>
A. Goal: INSTRUCTION/OPERATIONS		
Outcome (Results/Impact):		
Percent of First-time, Full-time, Degree-seeking Freshmen Who Earn a Baccalaureate Degree within Six Academic Years	75.07%	75.57%
Percent of First-time, Full-time, Degree-seeking Freshmen Who Earn a Baccalaureate Degree within Four Academic Years	60.07%	60.57%
Persistence Rate of First-time, Full-time, Degree-seeking Freshmen Students after One Academic Year	89.1%	89.6%
Certification Rate of Teacher Education Graduates	99%	99%
Percent of Baccalaureate Graduates Who Are First Generation College Graduates	21.99%	22.19%
Percent of Incoming Full-time Undergraduate Transfer Students Who Graduate within Four Years	78.1%	79.27%
Percent of Incoming Full-time Undergraduate Transfer Students Who Graduate within Two Years	32.37%	32.86%
Percent of Lower Division Semester Credit Hours Taught by Tenured or Tenure-Track Faculty	22.89%	23.09%
Dollar Value of External or Sponsored Research Funds (in Millions)	87.23	88.1
A.1.1. Strategy: OPERATIONS SUPPORT		
Efficiencies:		
Administrative Cost as a Percent of Total Expenditures	5.58%	5.58%
Average Cost of Resident Undergraduate Tuition And Fees For 15 Semester Credit Hours	7,959	8,039
Explanatory:		
Average Student Loan Debt	26,768	27,638
Percent of Students with Student Loan Debt	33%	33%
Average Financial Aid Award Per Full-Time Student	14,743	15,222
Percent of Full-Time Students Receiving Financial Aid	74%	75%

3. African American Museum Internship. Funds appropriated above in Strategy E.1.1, African American Museum Internship, are for the purpose of supporting an internship at the African American Museum in Dallas. Amounts appropriated in this strategy are funds trusted to The University of Texas at Dallas, and The University of Texas at Dallas may not transfer the amount appropriated to other purposes. The University of Texas at Dallas may require periodic submission of data and reports as they consider necessary to assess the overall performance of the museum internship program. By September 1 of each year, the museum shall report data to The University of Texas at Dallas as required to assess the overall performance of the internship program. The University of Texas at Dallas is required to report to the Legislative Budget Board and the Governor's Office concerning the effectiveness of the program by October 1, 2024.

¹ Incorporates Special Provisions Relating Only to State Agencies of Higher Education, Section 58, relating to Higher Education Affordability resulting in increases of \$8,212,871 out of General Revenue Funds and 153.4 FTEs each fiscal year of the 2024-25 biennium.

² Incorporates contingency funding for Special Provisions Relating Only to State Agencies of Higher Education, Section 56.2 (a), relating to Core Research Support resulting in increases of \$7,063,705 out of General Revenue Funds each fiscal year of the 2024-25 biennium.

³ Incorporates Article IX, §18.16, 88th Legislature, Regular Session, relating to Contingency Funding for House Bill 1595 and House Joint Resolution 3, resulting in an increase of \$12,782,212 out of General Revenue Funds each fiscal year of the biennium.

THE UNIVERSITY OF TEXAS AT EL PASO

	For the Years Ending	
	August 31, <u>2024</u>	August 31, <u>2025</u>
Method of Financing:		
General Revenue Fund ^{1, 2, 3}	\$ 112,101,485	\$ 111,817,359

THE UNIVERSITY OF TEXAS AT EL PASO
(Continued)

General Revenue Fund - Dedicated

Estimated Board Authorized Tuition Increases Account No. 704	\$	4,109,550	\$	4,109,550
Estimated Other Educational and General Income Account No. 770		<u>24,881,749</u>		<u>24,935,024</u>

Subtotal, General Revenue Fund - Dedicated	\$	28,991,299	\$	29,044,574
--	----	------------	----	------------

Other Funds

License Plate Trust Fund Account No. 0802, estimated	\$	132	\$	132
Permanent Endowment Fund Account No. 817, UT El Paso, estimated		<u>1,722,500</u>		<u>1,722,500</u>

Subtotal, Other Funds	\$	<u>1,722,632</u>	\$	<u>1,722,632</u>
-----------------------	----	------------------	----	------------------

Total, Method of Financing	\$	<u>142,815,416</u>	\$	<u>142,584,565</u>
-----------------------------------	-----------	---------------------------	-----------	---------------------------

Items of Appropriation:

1. Educational and General State Support	\$	142,815,416	\$	142,584,565
--	----	-------------	----	-------------

Grand Total, THE UNIVERSITY OF TEXAS AT EL PASO	\$	<u>142,815,416</u>	\$	<u>142,584,565</u>
--	-----------	---------------------------	-----------	---------------------------

This bill pattern represents an estimated 25.1% of this agency's estimated total available funds for the biennium.

Number of Full-Time-Equivalents (FTE)-Appropriated Funds¹

	1,870.5	1,870.5
--	---------	---------

1. Informational Listing of Appropriated Funds. The appropriations made above for Educational and General State Support are subject to the special and general provisions of this Act and include the following amounts for the purposes indicated.

A. Goal: INSTRUCTION/OPERATIONS

Provide Instructional and Operations Support.

A.1.1. Strategy: OPERATIONS SUPPORT ¹	\$	73,312,985	\$	73,312,985
A.1.2. Strategy: TEACHING EXPERIENCE SUPPLEMENT ¹		1,597,129		1,597,129
A.1.3. Strategy: STAFF GROUP INSURANCE PREMIUMS		3,751,536		3,751,536
A.1.4. Strategy: WORKERS' COMPENSATION INSURANCE		166,347		166,347
A.1.5. Strategy: UNEMPLOYMENT COMPENSATION INSURANCE		2,409		2,409
A.1.6. Strategy: TEXAS PUBLIC EDUCATION GRANTS		<u>4,026,703</u>		<u>4,045,551</u>

Total, Goal A: INSTRUCTION/OPERATIONS	\$	82,857,109	\$	82,875,957
--	-----------	-------------------	-----------	-------------------

B. Goal: INFRASTRUCTURE SUPPORT

Provide Infrastructure Support.

B.1.1. Strategy: E&G SPACE SUPPORT ¹	\$	14,935,415	\$	14,935,416
Educational and General Space Support.				
B.1.2. Strategy: CCAP REVENUE BONDS		<u>17,276,841</u>		<u>17,277,141</u>
Capital Construction Assistance Projects Revenue Bonds.				

Total, Goal B: INFRASTRUCTURE SUPPORT	\$	32,212,256	\$	32,212,557
--	-----------	-------------------	-----------	-------------------

C. Goal: NON-FORMULA SUPPORT

Provide Non-formula Support.

C.1. Objective: INSTRUCTIONAL SUPPORT

C.1.1. Strategy: EL PASO CENTENNIAL MUSEUM	\$	50,934	\$	50,934
C.1.2. Strategy: CENTER FOR LAW AND BORDER STUDIES		186,110		186,110
C.1.3. Strategy: PHARMACY EXTENSION		3,084,512		3,084,512
C.1.4. Strategy: LAW SCHOOL PLANNING STUD		250,000		UB
Law School Planning Study.				

C.2. Objective: RESEARCH

C.2.1. Strategy: BORDER STUDIES INSTITUTE	\$	36,689	\$	36,689
Inter-American and Border Studies Institute.				
C.2.2. Strategy: ENVIRONMENTAL RESOURCE MANAGEMENT		97,827		97,827
Center for Environmental Resource Management.				
C.2.3. Strategy: BORDER HEALTH RESEARCH		130,278		130,278

THE UNIVERSITY OF TEXAS AT EL PASO
(Continued)

C.3. Objective: PUBLIC SERVICE		
C.3.1. Strategy: RURAL NURSING HEALTH CARE	\$ 26,854	\$ 26,854
Rural Nursing Health Care Services.		
C.3.2. Strategy: MANUFACTURE/MATERIALS MANAGEMENT	23,064	23,064
Institute for Manufacturing and Materials Management.		
C.3.3. Strategy: ECONOMIC/ENTERPRISE DEVELOPMENT	126,100	126,100
Texas Centers for Economic and Enterprise Development.		
C.3.4. Strategy: ACADEMIC EXCELLENCE	48,914	48,914
Collaborative for Academic Excellence.		
C.3.5. Strategy: BORDER COMMUNITY HEALTH	120,971	120,971
Border Community Health Education Institute.		
C.3.6. Strategy: US-MEXICO IMMIGRATION CENTER	18,612	18,612
United States - Mexico Immigration Center.		
C.4. Objective: INSTITUTIONAL SUPPORT		
C.4.1. Strategy: INSTITUTIONAL ENHANCEMENT	<u>\$ 2,144,602</u>	<u>\$ 2,144,602</u>
Total, Goal C: NON-FORMULA SUPPORT	\$ 6,345,467	\$ 6,095,467
D. Goal: RESEARCH FUNDS		
D.1.1. Strategy: NATIONAL RESEARCH SUPPORT^{1, 2, 3}	\$ 19,678,084	\$ 19,678,084
E. Goal: TOBACCO FUNDS		
E.1.1. Strategy: TOBACCO EARNINGS - UTEP	<u>\$ 1,722,500</u>	<u>\$ 1,722,500</u>
Tobacco Earnings for The University of Texas at El Paso.		
Grand Total, THE UNIVERSITY OF TEXAS AT EL PASO	<u>\$ 142,815,416</u>	<u>\$ 142,584,565</u>
Object-of-Expense Informational Listing:		
Salaries and Wages	\$ 44,121,360	\$ 45,683,844
Other Personnel Costs	3,920,292	3,920,292
Faculty Salaries (Higher Education Only)	67,430,245	64,679,012
Debt Service	17,276,841	17,277,141
Other Operating Expense	6,039,975	6,978,725
Grants	<u>4,026,703</u>	<u>4,045,551</u>
Total, Object-of-Expense Informational Listing	<u>\$ 142,815,416</u>	<u>\$ 142,584,565</u>
Estimated Allocations for Employee Benefits and Debt Service Appropriations Made Elsewhere in this Act:		
<u>Employee Benefits</u>		
Retirement	\$ 9,773,303	\$ 10,024,748
Group Insurance	15,683,680	15,683,681
Social Security	<u>9,025,525</u>	<u>9,314,341</u>
Total, Estimated Allocations for Employee Benefits and Debt Service Appropriations Made Elsewhere in this Act	<u>\$ 34,482,508</u>	<u>\$ 35,022,770</u>

2. Performance Measure Targets. The following is a listing of the key performance target levels for The University of Texas at El Paso. It is the intent of the Legislature that appropriations made by this Act be utilized in the most efficient and effective manner possible to achieve the intended mission of The University of Texas at El Paso. In order to achieve the objectives and service standards established by this Act, The University of Texas at El Paso shall make every effort to attain the following designated key performance target levels associated with each item of appropriation.

	<u>2024</u>	<u>2025</u>
A. Goal: INSTRUCTION/OPERATIONS		
Outcome (Results/Impact):		
Percent of First-time, Full-time, Degree-seeking Freshmen Who Earn a Baccalaureate Degree within Six Academic Years	45.3%	45.9%
Percent of First-time, Full-time, Degree-seeking Freshmen Who Earn a Baccalaureate Degree within Four Academic Years	18%	21.4%
Persistence Rate of First-time, Full-time, Degree-seeking Freshmen Students after One Academic Year	77.2%	77.2%

THE UNIVERSITY OF TEXAS AT EL PASO
(Continued)

Certification Rate of Teacher Education Graduates	97%	98%
Percent of Baccalaureate Graduates Who Are First Generation College Graduates	50%	50%
Percent of Incoming Full-time Undergraduate Transfer Students Who Graduate within Four Years	58.3%	58.3%
Percent of Incoming Full-time Undergraduate Transfer Students Who Graduate within Two Years	19.5%	19.5%
Percent of Lower Division Semester Credit Hours Taught by Tenured or Tenure-Track Faculty	26%	26%
State Licensure Pass Rate of Engineering Graduates	55%	55%
State Licensure Pass Rate of Nursing Graduates	90%	93%
Dollar Value of External or Sponsored Research Funds (in Millions)	62.63	63.09
State Licensure Pass Rate Of Pharmacy Graduates	85%	85%
A.1.1. Strategy: OPERATIONS SUPPORT		
Efficiencies:		
Administrative Cost as a Percent of Total Expenditures	7.78%	7.82%
Average Cost of Resident Undergraduate Tuition and Fees for 15 Semester Credit Hours	4,765	4,765
Explanatory:		
Average Student Loan Debt	19,275	19,275
Percent of Students with Student Loan Debt	50.6%	50.6%
Average Financial Aid Award Per Full-Time Student	9,910	9,910
Percent of Full-Time Students Receiving Financial Aid	80.9%	80.9%

3. Estimated Appropriation and Unexpended Balance.

- a. Included in the amounts appropriated above are estimated appropriations of amounts available for distribution or investment returns out of the Permanent Endowment Fund for The University of Texas at El Paso.
- b. Amounts available for distribution or investment returns in excess of the amounts estimated above are also appropriated to the institution. In the event that amounts available for distribution or investment returns are less than the amounts estimated above, this Act may not be construed as appropriating funds to make up the difference.
- c. All balances of estimated appropriations from the Permanent Endowment Fund for The University of Texas at El Paso, except for any General Revenue, at the close of the fiscal year ending August 31, 2023, and the income to said fund during the fiscal years beginning September 1, 2023, are appropriated. Any unexpended appropriations made above as of August 31, 2024, are appropriated to the institution for the same purposes for fiscal year 2025.

4. Permanent Endowment Fund. It is the intent of the legislature that any decrease in appropriations from the Permanent Endowment Fund Account No. 817 to The University of Texas at El Paso for the state fiscal biennium ending August 31, 2025, from the preceding state fiscal biennium not be replaced with an increase in General Revenue appropriations.

5. Pharmacy Extension. Out of funds appropriated to The University of Texas at El Paso in Strategy C.1.3, Pharmacy Extension, \$3,084,512 in General Revenue in fiscal year 2024 and \$3,084,512 in General Revenue in fiscal year 2025 will be used for Pharmacy Extension.

6. Law School Planning Study. Out of funds appropriated to The University of Texas at El Paso in Strategy C.1.4, Law School Planning Study, \$250,000 in General Revenue in fiscal year 2024 shall be used to conduct a study to examine the need for and feasibility of establishing a school of law as a professional school of The University of Texas at El Paso. The department or entity may seek the assistance of outside experts or consultants as necessary.

¹ Incorporates Special Provisions Relating Only to State Agencies of Higher Education, Section 58, relating to Higher Education Affordability resulting in increases of \$4,612,352 out of General Revenue Funds and 83.1 FTEs each fiscal year of the 2024-25 biennium.

² Incorporates contingency funding for Special Provisions Relating Only to State Agencies of Higher Education, Section 56.2 (a), relating to Core Research Support resulting in increases of \$5,947,384 out of General Revenue Funds each fiscal year of the 2024-25 biennium.

³ Incorporates Article IX, §18.16, 88th Legislature, Regular Session, relating to Contingency Funding for House Bill 1595 and House Joint Resolution 3, resulting in an increase of \$6,467,166 out of General Revenue Funds each fiscal year of the biennium.

THE UNIVERSITY OF TEXAS RIO GRANDE VALLEY

	For the Years Ending	
	August 31, 2024	August 31, 2025
Method of Financing:		
General Revenue Fund ^{1, 2}	\$ 120,066,137	\$ 112,911,931
General Revenue Fund - Dedicated		
Estimated Board Authorized Tuition Increases Account No. 704	\$ 4,862,450	\$ 4,862,450
Estimated Other Educational and General Income Account No. 770	<u>33,273,449</u>	<u>33,298,379</u>
Subtotal, General Revenue Fund - Dedicated	<u>\$ 38,135,899</u>	<u>\$ 38,160,829</u>
Total, Method of Financing	<u>\$ 158,202,036</u>	<u>\$ 151,072,760</u>
Items of Appropriation:		
1. Educational and General State Support	\$ 158,202,036	\$ 151,072,760
Grand Total, THE UNIVERSITY OF TEXAS RIO GRANDE VALLEY	<u>\$ 158,202,036</u>	<u>\$ 151,072,760</u>

This bill pattern represents an estimated 28.7% of this agency's estimated total available funds for the biennium.

Number of Full-Time-Equivalents (FTE)-Appropriated Funds¹	1,812.0	1,812.0
---	---------	---------

1. Informational Listing of Appropriated Funds. The appropriations made above for Educational and General State Support are subject to the special and general provisions of this Act and include the following amounts for the purposes indicated.

A. Goal: INSTRUCTION/OPERATIONS

Provide Instructional and Operations Support.

A.1.1. Strategy: OPERATIONS SUPPORT¹	\$ 92,489,680	\$ 92,489,681
A.1.2. Strategy: TEACHING EXPERIENCE SUPPLEMENT¹	2,157,780	2,157,780
A.1.3. Strategy: STAFF GROUP INSURANCE PREMIUMS	4,089,085	4,089,085
A.1.4. Strategy: WORKERS' COMPENSATION INSURANCE	118,970	118,970
A.1.5. Strategy: TEXAS PUBLIC EDUCATION GRANTS	5,279,226	5,288,399
A.1.6. Strategy: CRU FUNDING¹	<u>4,165,010</u>	<u>4,165,010</u>

Performance-based Funding For Comprehensive Universities.

Total, Goal A: INSTRUCTION/OPERATIONS	\$ 108,299,751	\$ 108,308,925
--	----------------	----------------

B. Goal: INFRASTRUCTURE SUPPORT

Provide Infrastructure Support.

B.1.1. Strategy: E&G SPACE SUPPORT¹	\$ 14,840,899	\$ 14,840,899
Educational and General Space Support.		
B.1.2. Strategy: CCAP REVENUE BONDS	21,926,728	14,788,278
Capital Construction Assistance Projects Revenue Bonds.		
B.1.3. Strategy: LEASE OF FACILITIES	<u>1,227,017</u>	<u>1,227,017</u>

Total, Goal B: INFRASTRUCTURE SUPPORT	\$ 37,994,644	\$ 30,856,194
--	---------------	---------------

C. Goal: NON-FORMULA SUPPORT

Provide Non-formula Support.

C.1. Objective: INSTRUCTIONAL SUPPORT

C.1.1. Strategy: PROF DEVELOPMENT/DISTANCE LEARNING	\$ 74,429	\$ 74,429
Professional Development/Distance Learning.		
C.1.2. Strategy: STARR COUNTY UPPER LEVEL CENTER	27,615	27,615
C.1.3. Strategy: REGIONAL WORKFORCE & TEACHING SITE	236,438	236,438
Regional Workforce and Teaching Site.		
C.1.4. Strategy: ACADEMY OF MATHEMATICS AND SCIENCE	328,387	328,387

THE UNIVERSITY OF TEXAS RIO GRANDE VALLEY
(Continued)

C.2. Objective: PUBLIC SERVICE		
C.2.1. Strategy: CENTER FOR MANUFACTURING	\$ 142,389	\$ 142,389
C.2.2. Strategy: UT SYSTEM K-12 COLLABORATION UT System K-12 Collaboration Initiative.	30,651	30,651
C.2.3. Strategy: K-16 COLLABORATION	102,364	102,364
C.2.4. Strategy: DIABETES REGISTRY	75,157	75,157
C.2.5. Strategy: TEXAS/MEXICO BORDER HEALTH	104,201	104,201
C.2.6. Strategy: REGIONAL ADVANCED TOOLING CENTER	328,386	328,386
C.2.7. Strategy: BORDER ECON/ENTERPRISE DEVELOPMENT Border Economic and Enterprise Development.	522,651	522,651
C.3. Objective: INSTITUTIONAL SUPPORT		
C.3.1. Strategy: INSTITUTIONAL ENHANCEMENT	\$ 8,077,231	\$ 8,077,231
C.3.2. Strategy: FIRST YEAR UNIVERSITY SUCCESS First Year University Success Initiatives.	<u>148,859</u>	<u>148,859</u>
Total, Goal C: NON-FORMULA SUPPORT	\$ 10,198,758	\$ 10,198,758
D. Goal: RESEARCH FUNDS^{1, 2}		
D.1.1. Strategy: COMPREHENSIVE RESEARCH FUND	<u>\$ 1,708,883</u>	<u>\$ 1,708,883</u>
Grand Total, THE UNIVERSITY OF TEXAS RIO GRANDE VALLEY	<u>\$ 158,202,036</u>	<u>\$ 151,072,760</u>

Object-of-Expense Informational Listing:

Salaries and Wages	\$ 27,995,601	\$ 31,560,450
Other Personnel Costs	1,004,671	1,158,037
Faculty Salaries (Higher Education Only)	89,572,665	86,004,027
Travel	127,132	113,715
Rent - Building	1,227,017	1,227,017
Debt Service	21,926,728	14,788,278
Other Operating Expense	10,740,609	10,604,450
Client Services	328,387	328,387
Grants	<u>5,279,226</u>	<u>5,288,399</u>
Total, Object-of-Expense Informational Listing	<u>\$ 158,202,036</u>	<u>\$ 151,072,760</u>

Estimated Allocations for Employee Benefits and Debt Service Appropriations Made Elsewhere in this Act:

<u>Employee Benefits</u>		
Retirement	\$ 10,685,959	\$ 11,003,147
Group Insurance	16,150,145	16,150,144
Social Security	<u>10,116,977</u>	<u>10,440,720</u>
Total, Estimated Allocations for Employee Benefits and Debt Service Appropriations Made Elsewhere in this Act	<u>\$ 36,953,081</u>	<u>\$ 37,594,011</u>

2. Performance Measure Targets. The following is a listing of the key performance target levels for The University of Texas Rio Grande Valley. It is the intent of the Legislature that appropriations made by this Act be utilized in the most efficient and effective manner possible to achieve the intended mission of The University of Texas Rio Grande Valley. In order to achieve the objectives and service standards established by this Act, The University of Texas Rio Grande Valley shall make every effort to attain the following designated key performance target levels associated with each item of appropriation.

	<u>2024</u>	<u>2025</u>
A. Goal: INSTRUCTION/OPERATIONS		
Outcome (Results/Impact):		
Percent of First-time, Full-time, Degree-seeking Freshmen Who Earn a Baccalaureate Degree within Four Academic Years	30.5%	31%
Persistence Rate of First-time, Full-time, Degree-seeking Freshmen Students after One Academic Year	75%	79%
Certification Rate of Teacher Education Graduates	88.5%	88.5%
Percent of Baccalaureate Graduates Who Are First Generation College Graduates	57%	57%
Percent of Lower Division Semester Credit Hours Taught by Tenured or Tenure-Track Faculty	28%	28%
State Licensure Pass Rate of Engineering Graduates	35%	35%

THE UNIVERSITY OF TEXAS RIO GRANDE VALLEY
(Continued)

State Licensure Pass Rate of Nursing Graduates	94%	94%
Dollar Value of External or Sponsored Research Funds (in Millions)	6	6.5
A.1.1. Strategy: OPERATIONS SUPPORT		
Efficiencies:		
Administrative Cost as a Percent of Total Expenditures	6.4%	6.4%
Average Cost of Resident Undergraduate Tuition And Fees For 15 Semester Credit Hours	4,300	4,300
Explanatory:		
Average Student Loan Debt	16,100	16,100
Percent of Students with Student Loan Debt	44%	44%
Average Financial Aid Award Per Full-Time Student	10,000	10,100
Percent of Full-Time Students Receiving Financial Aid	89.2%	89.2%

3. Regional Advanced Tooling Center. Out of funds appropriated to The University of Texas Rio Grande Valley in Strategy C.2.6, Regional Advanced Tooling Center, \$328,386 in General Revenue in fiscal year 2024 and \$328,386 in General Revenue in fiscal year 2025 will be used for the Regional Advanced Tooling Center.

¹ Incorporates Special Provisions Relating Only to State Agencies of Higher Education, Section 58, relating to Higher Education Affordability resulting in increases of \$9,268,663 out of General Revenue Funds and 279.2 FTEs each fiscal year of the 2024-25 biennium.

² Incorporates Article IX, §18.16, 88th Legislature, Regular Session, relating to Contingency Funding for House Bill 1595 and House Joint Resolution 3, resulting in an increase of \$180,514 out of General Revenue Funds each fiscal year of the biennium.

THE UNIVERSITY OF TEXAS PERMIAN BASIN

	For the Years Ending	
	August 31, 2024	August 31, 2025
Method of Financing:		
General Revenue Fund ^{1, 2}	\$ 40,784,525	\$ 40,779,675
GR Dedicated - Estimated Other Educational and General Income Account No. 770	\$ 6,721,285	\$ 6,729,546
Total, Method of Financing	<u>\$ 47,505,810</u>	<u>\$ 47,509,221</u>
Items of Appropriation:		
1. Educational and General State Support	\$ 47,505,810	\$ 47,509,221
Grand Total, THE UNIVERSITY OF TEXAS PERMIAN BASIN	<u>\$ 47,505,810</u>	<u>\$ 47,509,221</u>

This bill pattern represents an estimated 41.3% of this agency's estimated total available funds for the biennium.

Number of Full-Time-Equivalents (FTE)-Appropriated Funds¹	357.4	357.4
---	-------	-------

1. Informational Listing of Appropriated Funds. The appropriations made above for Educational and General State Support are subject to the special and general provisions of this Act and include the following amounts for the purposes indicated.

A. Goal: INSTRUCTION/OPERATIONS

Provide Instructional and Operations Support.

A.1.1. Strategy: OPERATIONS SUPPORT¹	\$ 12,380,060	\$ 12,380,060
A.1.2. Strategy: TEACHING EXPERIENCE SUPPLEMENT¹	372,365	372,365
A.1.3. Strategy: STAFF GROUP INSURANCE PREMIUMS	612,071	612,071
A.1.4. Strategy: WORKERS' COMPENSATION INSURANCE	19,851	19,851
A.1.5. Strategy: TEXAS PUBLIC EDUCATION GRANTS	878,170	881,231
A.1.6. Strategy: CRU FUNDING¹	<u>785,443</u>	<u>785,443</u>

Performance-based Funding For Comprehensive Universities.

Total, Goal A: INSTRUCTION/OPERATIONS	\$ 15,047,960	\$ 15,051,021
--	---------------	---------------

THE UNIVERSITY OF TEXAS PERMIAN BASIN
(Continued)

B. Goal: INFRASTRUCTURE SUPPORT

Provide Infrastructure Support.

B.1.1. Strategy: E&G SPACE SUPPORT ¹ Educational and General Space Support.	\$ 2,268,216	\$ 2,268,216
B.1.2. Strategy: CCAP REVENUE BONDS Capital Construction Assistance Projects Revenue Bonds.	16,102,328	16,102,678
B.1.3. Strategy: SMALL INSTITUTION SUPPLEMENT	<u>1,250,738</u>	<u>1,250,738</u>
Total, Goal B: INFRASTRUCTURE SUPPORT	\$ 19,621,282	\$ 19,621,632

C. Goal: NON-FORMULA SUPPORT

Provide Non-formula Support.

C.1. Objective: INSTRUCTIONAL SUPPORT

C.1.1. Strategy: PERFORMING ARTS CENTER	\$ 112,786	\$ 112,786
C.1.2. Strategy: INSTRUCTION ENHANCEMENT	2,030,159	2,030,159
C.1.3. Strategy: COLLEGE OF ENGINEERING	1,188,572	1,188,572
C.1.4. Strategy: SCHOOL OF NURSING	683,842	683,842
C.1.5. Strategy: RURAL DIGITAL UNIVERSITY	890,420	890,420
C.1.6. Strategy: HEALTHCARE WORKFORCE EDUCATION	3,000,000	3,000,000

C.2. Objective: RESEARCH

C.2.1. Strategy: CENTER FOR ENERGY	\$ 118,246	\$ 118,246
---	------------	------------

C.3. Objective: PUBLIC SERVICE

C.3.1. Strategy: PUBLIC LEADERSHIP INSTITUTE John Ben Shepperd Public Leadership Institute.	\$ 315,323	\$ 315,323
C.3.2. Strategy: SMALL BUSINESS DEVELOPMENT CENTER	96,199	96,199

C.4. Objective: INSTITUTIONAL SUPPORT

Instructional Support.

C.4.1. Strategy: INSTITUTIONAL ENHANCEMENT	<u>\$ 4,029,301</u>	<u>\$ 4,029,301</u>
---	---------------------	---------------------

Total, Goal C: NON-FORMULA SUPPORT	\$ 12,464,848	\$ 12,464,848
---	---------------	---------------

D. Goal: RESEARCH FUNDS

D.1.1. Strategy: COMPREHENSIVE RESEARCH FUND ^{1, 2}	<u>\$ 371,720</u>	<u>\$ 371,720</u>
---	-------------------	-------------------

Grand Total, THE UNIVERSITY OF TEXAS PERMIAN BASIN	<u>\$ 47,505,810</u>	<u>\$ 47,509,221</u>
---	----------------------	----------------------

Object-of-Expense Informational Listing:

Salaries and Wages	\$ 13,796,387	\$ 14,385,811
Other Personnel Costs	1,050,085	2,223,621
Faculty Salaries (Higher Education Only)	9,121,906	8,437,788
Professional Fees and Services	18,856	0
Consumable Supplies	23,675	10,611
Utilities	741,014	0
Travel	2,753	0
Rent - Machine and Other	5,527	0
Debt Service	16,102,328	16,102,678
Other Operating Expense	5,764,949	5,467,481
Grants	878,170	881,231
Capital Expenditures	<u>160</u>	<u>0</u>

Total, Object-of-Expense Informational Listing	<u>\$ 47,505,810</u>	<u>\$ 47,509,221</u>
---	----------------------	----------------------

Estimated Allocations for Employee Benefits and Debt Service Appropriations Made Elsewhere in this Act:

Employee Benefits

Retirement	\$ 2,081,390	\$ 2,145,599
Group Insurance	2,823,464	2,823,464
Social Security	<u>1,731,164</u>	<u>1,786,561</u>

Total, Estimated Allocations for Employee Benefits and Debt Service Appropriations Made Elsewhere in this Act	<u>\$ 6,636,018</u>	<u>\$ 6,755,624</u>
--	---------------------	---------------------

2. Performance Measure Targets. The following is a listing of the key performance target levels for The University of Texas Permian Basin. It is the intent of the Legislature that appropriations made by this Act be utilized in the most efficient and effective manner possible to achieve the

THE UNIVERSITY OF TEXAS PERMIAN BASIN
(Continued)

intended mission of The University of Texas Permian Basin. In order to achieve the objectives and service standards established by this Act, The University of Texas Permian Basin shall make every effort to attain the following designated key performance target levels associated with each item of appropriation.

	<u>2024</u>	<u>2025</u>
A. Goal: INSTRUCTION/OPERATIONS		
Outcome (Results/Impact):		
Percent of First-time, Full-time, Degree-seeking Freshmen Who Earn a Baccalaureate Degree within Six Academic Years	48%	48%
Percent of First-time, Full-time, Degree-seeking Freshmen Who Earn a Baccalaureate Degree within Four Academic Years	26%	26%
Persistence Rate of First-time, Full-time, Degree-seeking Freshmen Students after One Academic Year	70%	70%
Certification Rate of Teacher Education Graduates	88%	88%
Percent of Baccalaureate Graduates Who Are First Generation College Graduates	45%	45%
Percent of Incoming Full-time Undergraduate Transfer Students Who Graduate within Four Years	59%	59%
Percent of Incoming Full-time Undergraduate Transfer Students Who Graduate within Two Years	30%	30%
Percent of Lower Division Semester Credit Hours Taught by Tenured or Tenure-Track Faculty	42%	42%
State Licensure Pass Rate of Engineering Graduates	90%	90%
State Licensure Pass Rate of Nursing Graduates	85%	85%
Dollar Value of External or Sponsored Research Funds (in Millions)	4.7	5.2
A.1.1. Strategy: OPERATIONS SUPPORT		
Efficiencies:		
Administrative Cost as a Percent of Total Expenditures	11%	11%
Average Cost of Resident Undergraduate Tuition And Fees For 15 Semester Credit Hours	48,747.73	5,090.12
Explanatory:		
Average Student Loan Debt	18,000	18,000
Percent of Students with Student Loan Debt	45%	45%
Average Financial Aid Award Per Full-Time Student	11,000	11,000
Percent of Full-Time Students Receiving Financial Aid	87%	87%

- 3. Definition of Allowable Expenses for Public Leadership Institute.** Appropriated funds for the John Ben Shepperd Public Leadership Institute may be used to pay for costs associated with the Institute's education programs for public secondary and university-level students. Allowable costs include, but are not limited to, registration fees, group or air transportation, lodging, meals, training costs, and related expenses
- 4. School of Nursing.** Out of funds appropriated to The University of Texas Permian Basin in Strategy C.1.4, School of Nursing, \$683,842 in General Revenue in fiscal year 2024 and \$683,842 in General Revenue in fiscal year 2025 shall be used for the School of Nursing.
- 5. Rural Digital University.** Out of funds appropriated to The University of Texas Permian Basin in Strategy C.1.5, Rural Digital University, \$890,420 in General Revenue in fiscal year 2024 and \$890,420 in General Revenue in fiscal year 2025 will be used for the Rural Digital University.
- 6. College of Engineering.** Out of funds appropriated to The University of Texas Permian Basin in Strategy C.1.3, College of Engineering, \$1,188,572 in General Revenue each fiscal year shall be used for the College of Engineering.

¹ Incorporates Special Provisions Relating Only to State Agencies of Higher Education, Section 58, relating to Higher Education Affordability resulting in increases of \$1,522,421 out of General Revenue Funds and 47.5 FTEs each fiscal year of the 2024-25 biennium.

² Incorporates Article IX, §18.16, 88th Legislature, Regular Session, relating to Contingency Funding for House Bill 1595 and House Joint Resolution 3, resulting in an increase of \$34,446 out of General Revenue Funds each fiscal year of the biennium.

THE UNIVERSITY OF TEXAS AT SAN ANTONIO

	For the Years Ending	
	August 31, 2024	August 31, 2025
	<u> </u>	<u> </u>
Method of Financing:		
General Revenue Fund ^{1, 2, 3}	\$ 151,814,492	\$ 151,779,996
General Revenue Fund - Dedicated		
Estimated Board Authorized Tuition Increases Account No. 704	\$ 4,397,600	\$ 4,397,600
Estimated Other Educational and General Income Account No. 770	<u>36,478,295</u>	<u>36,526,599</u>
Subtotal, General Revenue Fund - Dedicated	\$ 40,875,895	\$ 40,924,199
License Plate Trust Fund Account No. 0802, estimated	<u>\$ 44</u>	<u>\$ 44</u>
Total, Method of Financing	<u>\$ 192,690,431</u>	<u>\$ 192,704,239</u>
Items of Appropriation:		
1. Educational and General State Support	\$ 192,690,431	\$ 192,704,239
Grand Total, THE UNIVERSITY OF TEXAS AT SAN ANTONIO	<u>\$ 192,690,431</u>	<u>\$ 192,704,239</u>

This bill pattern represents an estimated 27.1% of this agency's estimated total available funds for the biennium.

Number of Full-Time-Equivalents (FTE)-Appropriated Funds¹	2,078.1	2,078.1
---	---------	---------

1. Informational Listing of Appropriated Funds. The appropriations made above for Educational and General State Support are subject to the special and general provisions of this Act and include the following amounts for the purposes indicated.

A. Goal: INSTRUCTION/OPERATIONS		
Provide Instructional and Operations Support.		
A.1.1. Strategy: OPERATIONS SUPPORT¹	\$ 106,651,806	\$ 106,651,805
A.1.2. Strategy: TEACHING EXPERIENCE SUPPLEMENT¹	1,945,715	1,945,715
A.1.3. Strategy: STAFF GROUP INSURANCE PREMIUMS	5,636,225	5,636,225
A.1.4. Strategy: WORKERS' COMPENSATION INSURANCE	123,665	123,664
A.1.5. Strategy: UNEMPLOYMENT COMPENSATION INSURANCE	226	227
A.1.6. Strategy: TEXAS PUBLIC EDUCATION GRANTS	<u>5,699,527</u>	<u>5,713,336</u>
Total, Goal A: INSTRUCTION/OPERATIONS	\$ 120,057,164	\$ 120,070,972
B. Goal: INFRASTRUCTURE SUPPORT		
Provide Infrastructure Support.		
B.1.1. Strategy: E&G SPACE SUPPORT¹	\$ 21,047,905	\$ 21,047,905
Educational and General Space Support.		
B.1.2. Strategy: CCAP REVENUE BONDS	<u>21,210,141</u>	<u>21,210,141</u>
Capital Construction Assistance Projects Revenue Bonds.		
Total, Goal B: INFRASTRUCTURE SUPPORT	\$ 42,258,046	\$ 42,258,046
C. Goal: NON-FORMULA SUPPORT		
Provide Non-formula Support.		
C.1. Objective: INSTRUCTIONAL SUPPORT		
C.1.1. Strategy: TEXAS PRE-ENGINEERING PROGRAM	\$ 285,729	\$ 285,729
C.1.2. Strategy: FOSTER CARE PILOT PROGRAM	1,750,000	1,750,000
C.2. Objective: RESEARCH		
C.2.1. Strategy: SA-LIFE SCIENCES INSTITUTE (SALSI)	\$ 1,319,142	\$ 1,319,142
C.3. Objective: PUBLIC SERVICE		
C.3.1. Strategy: SMALL BUSINESS DEVELOPMENT CENTER	\$ 2,541,909	\$ 2,541,909
C.3.2. Strategy: INSTITUTE OF TEXAN CULTURES	1,001,612	1,001,612
C.3.3. Strategy: SW TX BORDER SBDC	813,414	813,414
South-West Texas Border Network SBDC.		
C.3.4. Strategy: CYBERSECURE ADVANCED MANUFACTURING	2,500,000	2,500,000

THE UNIVERSITY OF TEXAS AT SAN ANTONIO
(Continued)

C.4. Objective: INSTITUTIONAL SUPPORT		
C.4.1. Strategy: INSTITUTIONAL ENHANCEMENT	\$ 1,788,882	\$ 1,788,882
C.4.2. Strategy: TEXAS DEMOGRAPHIC CENTER	<u>334,816</u>	<u>334,816</u>
Total, Goal C: NON-FORMULA SUPPORT	\$ 12,335,504	\$ 12,335,504
D. Goal: RESEARCH FUNDS		
D.1.1. Strategy: NATIONAL RESEARCH SUPPORT ^{1, 2, 3}	<u>\$ 18,039,717</u>	<u>\$ 18,039,717</u>
Grand Total, THE UNIVERSITY OF TEXAS AT SAN ANTONIO	<u>\$ 192,690,431</u>	<u>\$ 192,704,239</u>
Object-of-Expense Informational Listing:		
Salaries and Wages	\$ 61,349,333	\$ 61,588,592
Other Personnel Costs	34,661,724	34,586,691
Faculty Salaries (Higher Education Only)	62,288,556	62,258,570
Debt Service	21,210,141	21,210,141
Other Operating Expense	7,481,150	7,346,909
Grants	<u>5,699,527</u>	<u>5,713,336</u>
Total, Object-of-Expense Informational Listing	<u>\$ 192,690,431</u>	<u>\$ 192,704,239</u>
Estimated Allocations for Employee Benefits and Debt Service Appropriations Made Elsewhere in this Act:		
<u>Employee Benefits</u>		
Retirement	\$ 13,796,992	\$ 14,194,990
Group Insurance	16,430,664	16,430,664
Social Security	<u>12,089,230</u>	<u>12,476,086</u>
Total, Estimated Allocations for Employee Benefits and Debt Service Appropriations Made Elsewhere in this Act	<u>\$ 42,316,886</u>	<u>\$ 43,101,740</u>

2. Performance Measure Targets. The following is a listing of the key performance target levels for The University of Texas at San Antonio. It is the intent of the Legislature that appropriations made by this Act be utilized in the most efficient and effective manner possible to achieve the intended mission of The University of Texas at San Antonio. In order to achieve the objectives and service standards established by this Act, The University of Texas at San Antonio shall make every effort to attain the following designated key performance target levels associated with each item of appropriation.

	<u>2024</u>	<u>2025</u>
A. Goal: INSTRUCTION/OPERATIONS		
Outcome (Results/Impact):		
Percent of First-time, Full-time, Degree-seeking Freshmen Who Earn a Baccalaureate Degree within Six Academic Years	55%	55.3%
Percent of First-time, Full-time, Degree-seeking Freshmen Who Earn a Baccalaureate Degree within Four Academic Years	33.3%	33.4%
Persistence Rate of First-time, Full-time, Degree-seeking Freshmen Students after One Academic Year	80.5%	80.8%
Certification Rate of Teacher Education Graduates	64%	65%
Percent of Baccalaureate Graduates Who Are First Generation College Graduates	45.4%	45.4%
Percent of Incoming Full-time Undergraduate Transfer Students Who Graduate within Four Years	70.3%	70.5%
Percent of Incoming Full-time Undergraduate Transfer Students Who Graduate within Two Years	34.3%	34.5%
Percent of Lower Division Semester Credit Hours Taught by Tenured or Tenure-Track Faculty	22.9%	23%
State Licensure Pass Rate of Engineering Graduates	72%	73%
Dollar Value of External or Sponsored Research Funds (in Millions)	56.2	57.3
A.1.1. Strategy: OPERATIONS SUPPORT		
Efficiencies:		
Administrative Cost as a Percent of Total Expenditures	7.61%	7.61%
Average Cost of Resident Undergraduate Tuition And Fees For 15 Semester Credit Hours	6,223	6,390
Explanatory:		
Average Student Loan Debt	20,616	19,730
Percent of Students with Student Loan Debt	64.2%	64.3%
Average Financial Aid Award Per Full-Time Student	9,947	9,867
Percent of Full-Time Students Receiving Financial Aid	66.3%	66.4%

THE UNIVERSITY OF TEXAS AT SAN ANTONIO
(Continued)

- 3. Institute of Texan Cultures.** Out of the funds appropriated above, it is the intent of the Legislature that The University of Texas at San Antonio spend up to \$1,001,612 in fiscal year 2024 and \$1,001,612 in fiscal year 2025 for the Institute of Texan Cultures.
- 4. Unexpended Balances Between Fiscal Years: San Antonio Life Sciences Institute.** Any unexpended balances as of August 31, 2024, from the appropriations identified in Strategy C.2.1, San Antonio Life Sciences Institute, are appropriated to The University of Texas at San Antonio for the same purpose for the fiscal year beginning September 1, 2024.
- 5. Foster Care Pilot Program Unexpended Balances.** Any unexpended balances as of August 31, 2024, from the appropriations identified in Strategy C.1.2, Foster Care Pilot Program, are appropriated to The University of Texas at San Antonio for the same purpose for the fiscal year beginning September 1, 2024.
- 6. Cybersecure Advanced Manufacturing.** Out of funds appropriated to The University of Texas at San Antonio in Strategy C.3.4, Cybersecure Advanced Manufacturing, \$2,500,000 in General Revenue in fiscal year 2024 and \$2,500,000 in General Revenue in fiscal year 2025 will be used for Cybersecure Advanced Manufacturing.

¹ Incorporates Special Provisions Relating Only to State Agencies of Higher Education, Section 58, relating to Higher Education Affordability resulting in increases of \$6,526,621 out of General Revenue Funds and 121.4 FTEs each fiscal year of the 2024-25 biennium.

² Incorporates contingency funding for Special Provisions Relating Only to State Agencies of Higher Education, Section 56.2 (a), relating to Core Research Support resulting in an increase of \$6,004,640 out of General Revenue Funds each fiscal year of the 2024-25 biennium.

³ Incorporates Article IX, §18.16, 88th Legislature, Regular Session, relating to Contingency Funding for House Bill 1595 and House Joint Resolution 3, resulting in an increase of \$4,733,527 out of General Revenue Funds each fiscal year of the biennium.

THE UNIVERSITY OF TEXAS AT TYLER

	For the Years Ending	
	August 31, 2024	August 31, 2025
Method of Financing:		
General Revenue Fund ^{1, 2}	\$ 48,814,604	\$ 46,244,730
GR Dedicated - Estimated Other Educational and General Income Account No. 770	\$ 10,163,367	\$ 10,181,915
Total, Method of Financing	\$ 58,977,971	\$ 56,426,645
Items of Appropriation:		
1. Educational and General State Support	\$ 58,977,971	\$ 56,426,645
Grand Total, THE UNIVERSITY OF TEXAS AT TYLER	\$ 58,977,971	\$ 56,426,645

This bill pattern represents an estimated 31.3% of this agency's estimated total available funds for the biennium.

Number of Full-Time-Equivalents (FTE)- Appropriated Funds¹	522.4	522.4
--	-------	-------

- 1. Informational Listing of Appropriated Funds.** The appropriations made above for Educational and General State Support are subject to the special and general provisions of this Act and include the following amounts for the purposes indicated.

A. Goal: INSTRUCTION/OPERATIONS

Provide Instructional and Operations Support.

A.1.1. Strategy: OPERATIONS SUPPORT¹	\$ 26,845,888	\$ 26,845,889
A.1.2. Strategy: TEACHING EXPERIENCE SUPPLEMENT¹	670,048	670,048
A.1.3. Strategy: STAFF GROUP INSURANCE PREMIUMS	1,284,938	1,284,938

THE UNIVERSITY OF TEXAS AT TYLER
(Continued)

A.1.4. Strategy: WORKERS' COMPENSATION INSURANCE	42,752	42,752
A.1.5. Strategy: TEXAS PUBLIC EDUCATION GRANTS	1,469,987	1,475,410
A.1.6. Strategy: CRU FUNDING ¹	1,366,754	1,366,754
Performance-based Funding For Comprehensive Universities.		
Total, Goal A: INSTRUCTION/OPERATIONS	\$ 31,680,367	\$ 31,685,791
B. Goal: INFRASTRUCTURE SUPPORT		
Provide Infrastructure Support.		
B.1.1. Strategy: E&G SPACE SUPPORT ¹	\$ 4,261,862	\$ 4,261,862
Educational and General Space Support.		
B.1.2. Strategy: CCAP REVENUE BONDS	13,781,828	13,725,078
Capital Construction Assistance Projects Revenue Bonds.		
B.1.3. Strategy: SMALL INSTITUTION SUPPLEMENT	271,739	271,739
Total, Goal B: INFRASTRUCTURE SUPPORT	\$ 18,315,429	\$ 18,258,679
C. Goal: NON-FORMULA SUPPORT		
Provide Non-formula Support.		
C.1. Objective: INSTRUCTIONAL SUPPORT		
C.1.1. Strategy: PALESTINE CAMPUS	\$ 129,492	\$ 129,492
C.1.2. Strategy: LONGVIEW CAMPUS	348,094	348,094
C.1.3. Strategy: CRITICAL CARE NURSING	5,000,000	2,500,000
C.2. Objective: INSTITUTIONAL SUPPORT		
C.2.1. Strategy: INSTITUTIONAL ENHANCEMENT	\$ 3,252,842	\$ 3,252,842
Total, Goal C: NON-FORMULA SUPPORT	\$ 8,730,428	\$ 6,230,428
D. Goal: RESEARCH FUNDS		
D.1.1. Strategy: COMPREHENSIVE RESEARCH FUND ^{1,2}	\$ 251,747	\$ 251,747
Grand Total, THE UNIVERSITY OF TEXAS AT TYLER	\$ 58,977,971	\$ 56,426,645
Object-of-Expense Informational Listing:		
Salaries and Wages	\$ 13,315,484	\$ 14,061,350
Other Personnel Costs	2,913,297	2,991,002
Faculty Salaries (Higher Education Only)	20,629,404	19,806,531
Debt Service	13,781,828	13,725,078
Other Operating Expense	6,867,971	4,367,274
Grants	1,469,987	1,475,410
Total, Object-of-Expense Informational Listing	\$ 58,977,971	\$ 56,426,645
Estimated Allocations for Employee Benefits and Debt Service Appropriations Made Elsewhere in this Act:		
<u>Employee Benefits</u>		
Retirement	\$ 2,851,245	\$ 2,926,881
Group Insurance	4,370,941	4,370,941
Social Security	2,624,570	2,708,556
Total, Estimated Allocations for Employee Benefits and Debt Service Appropriations Made Elsewhere in this Act	\$ 9,846,756	\$ 10,006,378

2. Performance Measure Targets. The following is a listing of the key performance target levels for The University of Texas at Tyler. It is the intent of the Legislature that appropriations made by this Act be utilized in the most efficient and effective manner possible to achieve the intended mission of The University of Texas at Tyler. In order to achieve the objectives and service standards established by this Act, The University of Texas at Tyler shall make every effort to attain the following designated key performance target levels associated with each item of appropriation.

	2024	2025
A. Goal: INSTRUCTION/OPERATIONS		
Outcome (Results/Impact):		
Percent of First-time, Full-time, Degree-seeking Freshmen Who Earn a Baccalaureate Degree within Six Academic Years	46%	47%

THE UNIVERSITY OF TEXAS AT TYLER
(Continued)

Percent of First-time, Full-time, Degree-seeking Freshmen Who Earn a Baccalaureate Degree within Four Academic Years	45.7%	46.2%
Persistence Rate of First-time, Full-time, Degree-seeking Freshmen Students after One Academic Year	65.5%	66%
Certification Rate of Teacher Education Graduates	96.06%	96.56%
Percent of Baccalaureate Graduates Who Are First Generation College Graduates	55.7%	56.2%
Percent of Incoming Full-time Undergraduate Transfer Students Who Graduate within Four Years	67.8%	68.3%
Percent of Incoming Full-time Undergraduate Transfer Students Who Graduate within Two Years	32.4%	32.9%
Percent of Lower Division Semester Credit Hours Taught by Tenured or Tenure-Track faculty	35%	35.5%
State Licensure Pass Rate of Engineering Graduates	46.12%	46.62%
State Licensure Pass Rate of Nursing Graduates	93.15%	93.65%
Dollar Value of External or Sponsored Research Funds (in Millions)	1.3	1.3
A.1.1. Strategy: OPERATIONS SUPPORT		
Efficiencies:		
Administrative Cost as a Percent of Total Expenditures	9.5%	9.5%
Average Cost of Resident Undergraduate Tuition And Fees For 15 Semester Credit Hours	4,941	5,070
Explanatory:		
Average Student Loan Debt	19,356	19,598
Percent of Students with Student Loan Debt	49%	49%
Average Financial Aid Award Per Full-Time Student	11,027	11,164
Percent of Full-Time Students Receiving Financial Aid	85.2%	85.2%

3. Palestine Campus. Out of funds appropriated to The University of Texas at Tyler in Strategy C.1.1, Palestine Campus, \$129,492 in General Revenue in fiscal year 2024 and \$129,492 in General Revenue in fiscal year 2025 will be used for the Palestine Campus.

4. Critical Care Nurse Training Program. Out of funds appropriated to the University of Texas at Tyler in Strategy C.1.3, Critical Care Nursing, \$5,000,000 in General Revenue in fiscal year 2024 and \$2,500,000 in General Revenue in fiscal year 2025 will be used for the Critical Care Nurse Training Program at UT Tyler.

¹ Incorporates Special Provisions Relating Only to State Agencies of Higher Education, Section 58, relating to Higher Education Affordability resulting in increases of \$2,909,605 out of General Revenue Funds and 88.6 FTEs each fiscal year of the 2024-25 biennium.

² Incorporates Article IX, §18.16, 88th Legislature, Regular Session, relating to Contingency Funding for House Bill 1595 and House Joint Resolution 3, resulting in a decrease of \$13,375 out of General Revenue Funds each fiscal year of the biennium.

STEPHEN F. AUSTIN STATE UNIVERSITY

	For the Years Ending	
	August 31, 2024	August 31, 2025
Method of Financing:		
General Revenue Fund ^{1, 2, 3, 4}	\$ 65,544,840	\$ 46,547,409
<u>General Revenue Fund - Dedicated</u>		
Estimated Board Authorized Tuition Increases Account No. 704	\$ 793,731	\$ 793,731
Estimated Other Educational and General Income Account No. 770	<u>10,825,171</u>	<u>10,833,100</u>
Subtotal, General Revenue Fund - Dedicated	\$ 11,618,902	\$ 11,626,831
License Plate Trust Fund Account No. 0802, estimated	<u>7,946</u>	<u>7,946</u>
Total, Method of Financing	<u>\$ 77,171,688</u>	<u>\$ 58,182,186</u>
Items of Appropriation:		
1. Educational and General State Support	\$ 77,171,688	\$ 58,182,186
Grand Total, STEPHEN F. AUSTIN STATE UNIVERSITY	<u>\$ 77,171,688</u>	<u>\$ 58,182,186</u>

STEPHEN F. AUSTIN STATE UNIVERSITY
(Continued)

This bill pattern represents an estimated 25.9% of this agency's estimated total available funds for the biennium.

Number of Full-Time-Equivalents (FTE)- Appropriated Funds^{1,2}	517.7	517.7
--	-------	-------

1. Informational Listing of Appropriated Funds. The appropriations made above for Educational and General State Support are subject to the special and general provisions of this Act and include the following amounts for the purposes indicated.

A. Goal: INSTRUCTION/OPERATIONS

Provide Instructional and Operations Support.

A.1.1. Strategy: OPERATIONS SUPPORT ¹	\$ 28,705,729		\$ 28,705,729
A.1.2. Strategy: TEACHING EXPERIENCE SUPPLEMENT ¹	1,246,688		1,246,688
A.1.3. Strategy: STAFF GROUP INSURANCE PREMIUMS	2,974,468		2,974,468
A.1.4. Strategy: TEXAS PUBLIC EDUCATION GRANTS	1,938,447		1,942,573
A.1.5. Strategy: ORGANIZED ACTIVITIES	820,000		820,000
A.1.6. Strategy: CRU FUNDING ¹	1,780,520		1,780,520

Performance-based Funding For Comprehensive Universities.

Total, Goal A: INSTRUCTION/OPERATIONS	\$ 37,465,852		\$ 37,469,978
--	---------------	--	---------------

B. Goal: INFRASTRUCTURE SUPPORT

Provide Infrastructure Support.

B.1.1. Strategy: E&G SPACE SUPPORT ¹	\$ 5,931,827		\$ 5,931,827
Educational and General Space Support.			
B.1.2. Strategy: CCAP REVENUE BONDS	9,190,853		9,197,225
Capital Construction Assistance Projects			
Revenue Bonds.			

Total, Goal B: INFRASTRUCTURE SUPPORT	\$ 15,122,680		\$ 15,129,052
--	---------------	--	---------------

C. Goal: NON-FORMULA SUPPORT

Provide Non-formula Support.

C.1. Objective: INSTRUCTIONAL SUPPORT

C.1.1. Strategy: RURAL NURSING INITIATIVE	\$ 270,370		\$ 270,370
--	------------	--	------------

C.2. Objective: RESEARCH

C.2.1. Strategy: APPLIED FORESTRY STUDIES CENTER	\$ 377,523		\$ 377,523
---	------------	--	------------

Center for Applied Studies in Forestry.

C.2.2. Strategy: APPLIED RESEARCH & RURAL INNOVATION	1,000,000		1,000,000
---	-----------	--	-----------

Center for Applied Research and Rural Innovation.

C.3. Objective: PUBLIC SERVICE

C.3.1. Strategy: STONE FORT MUSEUM & RESEARCH CENTER	\$ 71,959		\$ 71,959
---	-----------	--	-----------

Stone Fort Museum and Research Center of East Texas.

C.3.2. Strategy: SOIL PLANT & WATER ANALYSIS LAB	41,048		41,048
---	--------	--	--------

Soil Plant and Water Analysis Laboratory.

C.3.3. Strategy: APPLIED POULTRY STUDIES & RESEARCH	38,714		38,714
--	--------	--	--------

Applied Poultry Studies and Research.

C.3.4. Strategy: CENTER FOR ENTREPRENEURSHIP ²	500,000		500,000
--	---------	--	---------

C.4. Objective: INSTITUTIONAL SUPPORT

C.4.1. Strategy: INSTITUTIONAL ENHANCEMENT	\$ 3,036,740		\$ 3,036,740
---	--------------	--	--------------

C.4.2. Strategy: CAPITAL RENEWAL ³	19,000,000		0
--	------------	--	---

Capital Renewal And Modernization.

Total, Goal C: NON-FORMULA SUPPORT	\$ 24,336,354		\$ 5,336,354
---	---------------	--	--------------

D. Goal: RESEARCH FUNDS

D.1.1. Strategy: COMPREHENSIVE RESEARCH FUND ^{1,4}	\$ 246,802		\$ 246,802
--	------------	--	------------

Grand Total, STEPHEN F. AUSTIN STATE UNIVERSITY	<u>\$ 77,171,688</u>		<u>\$ 58,182,186</u>
--	----------------------	--	----------------------

STEPHEN F. AUSTIN STATE UNIVERSITY
(Continued)

Object-of-Expense Informational Listing:

Salaries and Wages	\$ 15,174,015	\$ 15,618,525
Other Personnel Costs	1,057,281	1,020,380
Faculty Salaries (Higher Education Only)	24,131,897	23,782,372
Professional Fees and Services	64,174	25,372
Fuels and Lubricants	141	0
Consumable Supplies	12,171	1,170
Utilities	364	0
Rent - Machine and Other	24,554	12,332
Debt Service	9,190,853	9,197,225
Other Operating Expense	25,400,433	6,410,129
Client Services	24,635	24,634
Grants	1,938,447	1,942,573
Capital Expenditures	<u>152,723</u>	<u>147,474</u>

Total, Object-of-Expense Informational Listing \$ 77,171,688 \$ 58,182,186

Estimated Allocations for Employee Benefits and Debt Service Appropriations Made Elsewhere in this Act:

Employee Benefits

Retirement	\$ 2,867,458	\$ 2,941,834
Group Insurance	8,273,169	8,273,169
Social Security	<u>2,910,010</u>	<u>3,003,130</u>

Total, Estimated Allocations for Employee Benefits and Debt Service Appropriations Made Elsewhere in this Act \$ 14,050,637 \$ 14,218,133

2. Performance Measure Targets. The following is a listing of the key performance target levels for the Stephen F. Austin State University. It is the intent of the Legislature that appropriations made by this Act be utilized in the most efficient and effective manner possible to achieve the intended mission of the Stephen F. Austin State University. In order to achieve the objectives and service standards established by this Act, the Stephen F. Austin State University shall make every effort to attain the following designated key performance target levels associated with each item of appropriation.

	<u>2024</u>	<u>2025</u>
A. Goal: INSTRUCTION/OPERATIONS		
Outcome (Results/Impact):		
Percent of First-time, Full-time, Degree-seeking Freshmen Who Earn a Baccalaureate Degree within Six Academic Years	45.5%	46%
Percent of First-time, Full-time, Degree-seeking Freshmen Who Earn a Baccalaureate Degree within Four Academic Years	35%	35.5%
Persistence Rate of First-time, Full-time, Degree-seeking Freshmen Students after One Academic Year	76%	76%
Certification Rate of Teacher Education Graduates	95%	95%
Percent of Baccalaureate Graduates Who Are First Generation College Graduates	45%	45%
Percent of Incoming Full-time Undergraduate Transfer Students Who Graduate within Four Years	70%	70%
Percent of Incoming Full-time Undergraduate Transfer Students Who Graduate within Two Years	32%	33%
Percent of Lower Division Semester Credit Hours Taught by Tenured or Tenure-Track Faculty	46%	46%
State Licensure Pass Rate of Nursing Graduates	95%	95%
Dollar Value of External or Sponsored Research Funds (in Millions)	3.5	3.6
A.1.1. Strategy: OPERATIONS SUPPORT		
Efficiencies:		
Administrative Cost as a Percent of Total Expenditures	13%	13%
Average Cost of Resident Undergraduate Tuition And Fees For 15 Semester Credit Hours	5,300	5,300
Explanatory:		
Average Student Loan Debt	26,203	26,203
Percent of Students with Student Loan Debt	61.3%	61.3%
Average Financial Aid Award Per Full-Time Student	13,525	13,525
Percent of Full-Time Students Receiving Financial Aid	75%	75%

3. Governing Board. Out of the funds appropriated above, an amount not to exceed \$30,000 in each year of the biennium shall be for all expenses associated with the governing board's duties including, but not limited to: travel, entertainment, lodging, and expenses of state employees who provide services for the governing board.

STEPHEN F. AUSTIN STATE UNIVERSITY
(Continued)

A separate record of the board's expenditures shall be kept and retained in the same manner as the fiscal records of the institution(s) the board governs. No funds may be used for the governing board's expenses except for the specific amounts designated above. Funds appropriated for the governing board's expenses may be used for any other purpose covered by this Act.

- 4. Center for Applied Research and Rural Innovation.** Out of funds appropriated to Stephen F. Austin State University in Strategy C.2.2, Center for Applied Research and Rural Innovation, \$1,000,000 in General Revenue in fiscal year 2024 and \$1,000,000 in General Revenue in fiscal year 2025 will be used for the Center for Applied Research and Rural Innovation program.
- 5. Center for Entrepreneurship.²** Included in amounts above in Strategy C.3.4, Center for Entrepreneurship, \$500,000 out of the General Revenue Fund and 4.2 FTEs in each fiscal year of the 2024-25 biennium are appropriated to Stephen F. Austin State University to support the Center for Entrepreneurship.
- 6. Capital Renewal and Modernization.³** Included in the amounts appropriated above in Strategy C.4.2, Capital Renewal and Modernization, is \$19,000,000 out of the General Revenue Fund in fiscal year 2024 to support Capital Renewal and Modernization projects across campus. In accordance with Article 7, Section 17(j), Texas Constitution, the legislature finds that there is a demonstrated need for facilities at Stephen F. Austin State University and that such appropriation may be used for such facilities.

¹ Incorporates Special Provisions Relating Only to State Agencies of Higher Education, Section 58, relating to Higher Education Affordability resulting in increases of \$3,489,691 out of General Revenue Funds and 109.7 FTEs each fiscal year of the 2024-25 biennium.

² Incorporates Article IX, §17.35, 88th Legislature, Regular Session, relating to support for the Center for Entrepreneurship, resulting in an increase of \$500,000 out of General Revenue Funds and 4.2 FTEs each fiscal year of the biennium.

³ Incorporates Article IX, §17.35, 88th Legislature, Regular Session, relating to support for the Capital Renewal and Modernization, resulting in an increase of \$19,000,000 out of General Revenue Funds in fiscal year 2024

⁴ Incorporates Article IX, §18.16, 88th Legislature, Regular Session, relating to Contingency Funding for House Bill 1595 and House Joint Resolution 3, resulting in a decrease of \$42,160 out of General Revenue Funds each fiscal year of the biennium.

TEXAS A&M UNIVERSITY SYSTEM ADMINISTRATIVE AND GENERAL OFFICES

	For the Years Ending	
	August 31, 2024	August 31, 2025
	<u> </u>	<u> </u>
Method of Financing:		
General Revenue Fund ¹	\$ 5,267,551	\$ 5,267,551
Total, Method of Financing	<u>\$ 5,267,551</u>	<u>\$ 5,267,551</u>
Items of Appropriation:		
1. Educational and General State Support	\$ 5,267,551	\$ 5,267,551
Grand Total, TEXAS A&M UNIVERSITY SYSTEM ADMINISTRATIVE AND GENERAL OFFICES	<u>\$ 5,267,551</u>	<u>\$ 5,267,551</u>

This bill pattern represents an estimated 11.9% of this agency's estimated total available funds for the biennium.

Number of Full-Time-Equivalents (FTE)- Appropriated Funds¹	113.5	113.5
--	-------	-------

- 1. Informational Listing of Appropriated Funds.** The appropriations made above for Educational and General State Support are subject to the special and general provisions of this Act and include the following amounts for the purposes indicated.

TEXAS A&M UNIVERSITY SYSTEM ADMINISTRATIVE AND GENERAL OFFICES
(Continued)

A. Goal: INFRASTRUCTURE SUPPORT

Provide Infrastructure Support.

A.1.1. Strategy: CCAP REVENUE BONDS	\$ 3,786,025	\$ 3,786,025
Capital Construction Assistance Projects		
Revenue Bonds.		

B. Goal: NON-FORMULA SUPPORT

Provide Non-formula Support.

B.1. Objective: INSTRUCTIONAL SUPPORT

B.1.1. Strategy: SCHOLARSHIPS	\$ 731,526	\$ 731,526
--------------------------------------	------------	------------

B.2. Objective: PUBLIC SERVICE

B.2.1. Strategy: STUDY ON MENTAL HEALTH ¹	\$ 750,000	\$ 750,000
---	------------	------------

Study On Mental Health Services For Children
And Adolescents.

Total, Goal B: NON-FORMULA SUPPORT	\$ 1,481,526	\$ 1,481,526
---	--------------	--------------

**Grand Total, TEXAS A&M UNIVERSITY SYSTEM
ADMINISTRATIVE AND GENERAL OFFICES**

	\$ 5,267,551	\$ 5,267,551
--	--------------	--------------

Object-of-Expense Informational Listing:

Debt Service	\$ 3,786,025	\$ 3,786,025
Other Operating Expense	750,000	750,000
Client Services	731,526	731,526

Total, Object-of-Expense Informational Listing	\$ 5,267,551	\$ 5,267,551
---	--------------	--------------

2. Governing Board. Out of the funds appropriated above, an amount not to exceed \$325,000 in each year of the biennium shall be for all expenses associated with the governing board's duties including, but not limited to: travel, entertainment, lodging, and expenses of state employees who provide services for the governing board.

A separate record of the board's expenditures shall be kept and retained in the same manner as the fiscal records of the institution(s) the board governs. No funds may be used for the governing board's expenses except for the specific amounts designated above. Funds appropriated for the governing board's expenses may be used for any other purpose covered by this Act.

3. Study on Mental Health Services for Children and Adolescents.¹ Included in amounts above in Strategy B.2.1, Study on Mental Health, \$750,000 out of the General Revenue Fund and 15.0 FTEs in each fiscal year of the 2024-25 biennium is appropriated to the Texas A&M University System to be used for the Study on Mental Health Services for Children and Adolescents.

¹ Incorporates Article IX, §17.35, 88th Legislature, Regular Session, relating to support for the Study on Mental Health Services for Children and Adolescents, resulting in increases of \$750,000 out of General Revenue Funds and 15.0 FTEs each fiscal year of the biennium.

TEXAS A&M UNIVERSITY

	For the Years Ending	
	August 31, 2024	August 31, 2025
Method of Financing:		
General Revenue Fund ^{1, 2}	\$ 593,849,329	\$ 393,579,101
<u>General Revenue Fund - Dedicated</u>		
Estimated Board Authorized Tuition Increases Account No. 704	\$ 10,906,430	\$ 10,906,430
Estimated Other Educational and General Income Account No. 770	120,321,039	120,665,298
Subtotal, General Revenue Fund - Dedicated	\$ 131,227,469	\$ 131,571,728

TEXAS A&M UNIVERSITY
(Continued)

License Plate Trust Fund Account No. 0802, estimated	\$ 165,000	\$ 165,000
Total, Method of Financing	<u>\$ 725,241,798</u>	<u>\$ 525,315,829</u>

Items of Appropriation:

1. Educational and General State Support	\$ 725,241,798	\$ 525,315,829
Grand Total, TEXAS A&M UNIVERSITY	<u>\$ 725,241,798</u>	<u>\$ 525,315,829</u>

This bill pattern represents an estimated 25.5% of this agency's estimated total available funds for the biennium.

Number of Full-Time-Equivalents (FTE)-Appropriated Funds¹	5,261.6	5,261.6
---	---------	---------

1. Informational Listing of Appropriated Funds. The appropriations made above for Educational and General State Support are subject to the special and general provisions of this Act and include the following amounts for the purposes indicated.

A. Goal: INSTRUCTION/OPERATIONS

Provide Instructional and Operations Support.

A.1.1. Strategy: OPERATIONS SUPPORT ¹	\$ 322,330,749	\$ 322,330,750
A.1.2. Strategy: TEACHING EXPERIENCE SUPPLEMENT ¹	4,882,389	4,882,388
A.1.3. Strategy: STAFF GROUP INSURANCE PREMIUMS	14,263,497	14,263,497
A.1.4. Strategy: WORKERS' COMPENSATION INSURANCE	1,316,377	1,316,376
A.1.5. Strategy: TEXAS PUBLIC EDUCATION GRANTS	13,913,348	13,980,802
A.1.6. Strategy: ORGANIZED ACTIVITIES	<u>24,671,732</u>	<u>24,671,732</u>

Total, Goal A: INSTRUCTION/OPERATIONS	\$ 381,378,092	\$ 381,445,545
--	----------------	----------------

B. Goal: INFRASTRUCTURE SUPPORT

Provide Infrastructure Support.

B.1.1. Strategy: E&G SPACE SUPPORT ¹	\$ 48,259,095	\$ 48,259,095
Educational and General Space Support.		
B.1.2. Strategy: CCAP REVENUE BONDS	<u>13,161,369</u>	<u>13,167,947</u>
Capital Construction Assistance Projects		
Revenue Bonds.		

Total, Goal B: INFRASTRUCTURE SUPPORT	\$ 61,420,464	\$ 61,427,042
--	---------------	---------------

C. Goal: NON-FORMULA SUPPORT

Provide Non-formula Support.

C.1. Objective: INSTRUCTIONAL SUPPORT		
C.1.1. Strategy: VIRTUAL PRODUCTION INSTITUTE	\$ 12,500,000	\$ 12,500,000
C.2. Objective: RESEARCH		
C.2.1. Strategy: CYCLOTRON INSTITUTE	\$ 247,298	\$ 247,298
C.2.2. Strategy: SEA GRANT PROGRAM	162,267	162,267
C.2.3. Strategy: ENERGY RESOURCES PROGRAM	248,928	248,928
C.3. Objective: PUBLIC SERVICE		
C.3.1. Strategy: COLONIAS PROGRAM	\$ 338,483	\$ 338,483
C.4. Objective: INSTITUTIONAL SUPPORT		
C.4.1. Strategy: INSTITUTIONAL ENHANCEMENT	\$ 26,290,000	\$ 26,290,000
C.4.2. Strategy: SPACE FACILITIES ²	<u>200,000,000</u>	<u>0</u>

Total, Goal C: NON-FORMULA SUPPORT	\$ 239,786,976	\$ 39,786,976
---	----------------	---------------

D. Goal: RESEARCH FUNDS

D.1.1. Strategy: TEXAS RESEARCH UNIVERSITY FUND	\$ 42,656,266	\$ 42,656,266
--	---------------	---------------

Grand Total, TEXAS A&M UNIVERSITY	<u>\$ 725,241,798</u>	<u>\$ 525,315,829</u>
--	-----------------------	-----------------------

Object-of-Expense Informational Listing:

Salaries and Wages	\$ 183,286,675	\$ 184,112,945
Other Personnel Costs	30,238,167	29,835,550
Faculty Salaries (Higher Education Only)	237,820,238	238,162,027
Professional Salaries - Faculty Equivalent (Higher Education Only)	3,056,136	3,143,284
Professional Fees and Services	179,365	154,726
Fuels and Lubricants	83,535	79,873

TEXAS A&M UNIVERSITY
(Continued)

Consumable Supplies	178	295
Utilities	158,965	115,795
Travel	2,132	2,138
Rent - Building	35,271	44,282
Rent - Machine and Other	474,986	456,910
Debt Service	13,161,369	13,167,947
Other Operating Expense	242,109,323	41,589,200
Client Services	722,110	470,055
Grants	<u>13,913,348</u>	<u>13,980,802</u>
Total, Object-of-Expense Informational Listing	<u>\$ 725,241,798</u>	<u>\$ 525,315,829</u>

Estimated Allocations for Employee Benefits and Debt Service Appropriations Made Elsewhere in this Act:

Employee Benefits

Retirement	\$ 31,588,066	\$ 32,328,385
Group Insurance	43,501,037	43,501,037
Social Security	<u>28,591,641</u>	<u>29,506,573</u>

Total, Estimated Allocations for Employee Benefits and Debt Service Appropriations Made Elsewhere in this Act

\$ 103,680,744 \$ 105,335,995

2. Performance Measure Targets. The following is a listing of the key performance target levels for the Texas A&M University. It is the intent of the Legislature that appropriations made by this Act be utilized in the most efficient and effective manner possible to achieve the intended mission of the Texas A&M University. In order to achieve the objectives and service standards established by this Act, the Texas A&M University shall make every effort to attain the following designated key performance target levels associated with each item of appropriation.

	<u>2024</u>	<u>2025</u>
A. Goal: INSTRUCTION/OPERATIONS		
Outcome (Results/Impact):		
Percent of First-time, Full-time, Degree-seeking Freshmen Who Earn a Baccalaureate Degree within Six Academic Years	84.1%	84.6%
Percent of First-time, Full-time, Degree-seeking Freshmen Who Earn a Baccalaureate Degree within Four Academic Years	61.3%	61.8%
Persistence Rate of First-time, Full-time, Degree-seeking Freshmen Students after One Academic Year	93.4%	93.9%
Certification Rate of Teacher Education Graduates	96.8%	96.9%
Percent of Baccalaureate Graduates Who Are First Generation College Graduates	24.6%	24.6%
Percent of Incoming Full-time Undergraduate Transfer Students Who Graduate within Four Years	88.9%	89.4%
Percent of Incoming Full-time Undergraduate Transfer Students Who Graduate within Two Years	21.7%	22.2%
Percent of Lower Division Semester Credit Hours Taught by Tenured or Tenure-Track Faculty	25.3%	25.3%
State Licensure Pass Rate Law Graduates	92%	92.1%
State Licensure Pass Rate of Engineering Graduates	85.6%	85.7%
State Licensure Examination Pass Rate of Veterinary Medicine Graduates	98.5%	98%
Dollar Value of External or Sponsored Research Funds (in Millions)	234	234
A.1.1. Strategy: OPERATIONS SUPPORT		
Efficiencies:		
Administrative Cost as a Percent of Total Expenditures	4.8%	4.8%
Average Cost of Resident Undergraduate Tuition And Fees For 15 Semester Credit Hours	6,357	6,357
Explanatory:		
Average Student Loan Debt	24,300	24,400
Percent of Students with Student Loan Debt	41.5%	42%
Average Financial Aid Award Per Full-Time Student	14,100	14,200
Percent of Full-Time Students Receiving Financial Aid	76.4%	76.5%

3. Virtual Production Institute. Out of funds appropriated above to Texas A&M University in Strategy C.1.1, Virtual Production Institute, \$12,500,000 in General Revenue in fiscal year 2024 and \$12,500,000 in General Revenue in fiscal year 2025 will be used for the Virtual Production Institute. Any unexpended balances remaining as of August 31, 2024 are appropriated to the institution for the same purpose in the fiscal year beginning September 1, 2025.

TEXAS A&M UNIVERSITY
(Continued)

4. Contingency for House bill 3447 - Space Facilities.² Included in amounts appropriated above in Strategy C.4.2, Space Facilities, is \$200,000,000 out of the General Revenue Fund in fiscal year 2024 for the construction of facilities to support the Texas Aerospace Research and Space Economy Consortium. In accordance with Article 7, Section 17(j), Texas Constitution, the legislature finds that there is a demonstrated need for such facilities and that such appropriation may be used for this purpose.

¹ Incorporates Special Provisions Relating Only to State Agencies of Higher Education, Section 58, relating to Higher Education Affordability resulting in increases of \$20,116,612 out of General Revenue Funds and 348.7 FTEs each fiscal year of the 2024-25 biennium.

² Incorporates Article IX, §18.28, 88th Legislature, Regular Session, relating to Contingency Funding for House Bill 3447 to construct facilities adjacent to the Johnson Space Center in support of the Texas Aerospace Research and Space Economy Consortium and the Texas Space Commission resulting in an increase of \$200,000,000 out of General Revenue Funds in fiscal year 2024.

TEXAS A&M UNIVERSITY AT GALVESTON

	For the Years Ending	
	August 31, 2024	August 31, 2025
Method of Financing:		
General Revenue Fund ^{1, 2}	\$ 25,569,904	\$ 25,557,084
<u>General Revenue Fund - Dedicated</u>		
Estimated Board Authorized Tuition Increases Account No. 704	\$ 177,768	\$ 177,768
Estimated Other Educational and General Income Account No. 770	4,110,626	4,126,501
Oyster Sales Account No. 5022	95,000	95,000
Subtotal, General Revenue Fund - Dedicated	\$ 4,383,394	\$ 4,399,269
License Plate Trust Fund Account No. 0802, estimated	\$ 20,000	\$ 20,000
Total, Method of Financing	\$ 29,973,298	\$ 29,976,353
Items of Appropriation:		
1. Educational and General State Support	\$ 29,973,298	\$ 29,976,353
Grand Total, TEXAS A&M UNIVERSITY AT GALVESTON	\$ 29,973,298	\$ 29,976,353

This bill pattern represents an estimated 37.4% of this agency's estimated total available funds for the biennium.

Number of Full-Time-Equivalents (FTE)-Appropriated Funds¹	220.3	220.3
---	-------	-------

1. Informational Listing of Appropriated Funds. The appropriations made above for Educational and General State Support are subject to the special and general provisions of this Act and include the following amounts for the purposes indicated.

A. Goal: INSTRUCTION/OPERATIONS

Provide Instructional and Operations Support.

A.1.1. Strategy: OPERATIONS SUPPORT¹	\$ 10,491,255	\$ 10,491,255
A.1.2. Strategy: TEACHING EXPERIENCE SUPPLEMENT¹	149,745	149,744
A.1.3. Strategy: STAFF GROUP INSURANCE PREMIUMS	444,403	444,403
A.1.4. Strategy: WORKERS' COMPENSATION INSURANCE	57,129	57,129
A.1.5. Strategy: UNEMPLOYMENT COMPENSATION INSURANCE	616	616
A.1.6. Strategy: TEXAS PUBLIC EDUCATION GRANTS	470,890	473,064
A.1.7. Strategy: CRU FUNDING¹	399,708	399,708

Performance-based Funding For Comprehensive Universities.

Total, Goal A: INSTRUCTION/OPERATIONS	\$ 12,013,746	\$ 12,015,919
--	---------------	---------------

TEXAS A&M UNIVERSITY AT GALVESTON
(Continued)

B. Goal: INFRASTRUCTURE SUPPORT

Provide Infrastructure Support.

B.1.1. Strategy: E&G SPACE SUPPORT ¹	\$ 3,874,820	\$ 3,874,820
Educational and General Space Support.		
B.1.2. Strategy: CCAP REVENUE BONDS	10,454,710	10,455,592
Capital Construction Assistance Projects Revenue Bonds.		
B.1.3. Strategy: SMALL INSTITUTION SUPPLEMENT	1,316,567	1,316,567
Total, Goal B: INFRASTRUCTURE SUPPORT	\$ 15,646,097	\$ 15,646,979

C. Goal: NON-FORMULA SUPPORT

Provide Non-formula Support.

C.1. Objective: RESEARCH

C.1.1. Strategy: COASTAL ZONE LABORATORY	\$ 10,866	\$ 10,866
C.1.2. Strategy: TEXAS INSTITUTE OF OCEANOGRAPHY	317,878	317,878

C.2. Objective: INSTITUTIONAL SUPPORT

C.2.1. Strategy: INSTITUTIONAL ENHANCEMENT	\$ 1,515,556	\$ 1,515,556
---	--------------	--------------

Total, Goal C: NON-FORMULA SUPPORT	\$ 1,844,300	\$ 1,844,300
---	--------------	--------------

D. Goal: RESEARCH FUNDS

D.1.1. Strategy: COMPREHENSIVE RESEARCH FUND ^{1,2}	\$ 469,155	\$ 469,155
--	------------	------------

Grand Total, TEXAS A&M UNIVERSITY AT GALVESTON	\$ 29,973,298	\$ 29,976,353
---	---------------	---------------

Object-of-Expense Informational Listing:

Salaries and Wages	\$ 7,479,884	\$ 7,852,963
Other Personnel Costs	15,950	17,686
Faculty Salaries (Higher Education Only)	6,908,533	6,646,864
Fuels and Lubricants	147	190
Consumable Supplies	56,300	37,599
Utilities	273	0
Travel	24,172	3,727
Rent - Machine and Other	12,426	45,310
Debt Service	10,454,710	10,455,592
Other Operating Expense	3,026,714	2,926,282
Client Services	1,523,299	1,517,076
Grants	470,890	473,064

Total, Object-of-Expense Informational Listing	\$ 29,973,298	\$ 29,976,353
---	---------------	---------------

Estimated Allocations for Employee Benefits and Debt Service Appropriations Made Elsewhere in this Act:

Employee Benefits

Retirement	\$ 984,375	\$ 1,015,225
Group Insurance	1,806,439	1,806,439
Social Security	1,054,897	1,088,653

Total, Estimated Allocations for Employee Benefits and Debt Service Appropriations Made Elsewhere in this Act	\$ 3,845,711	\$ 3,910,317
--	--------------	--------------

2. Performance Measure Targets. The following is a listing of the key performance target levels for the Texas A&M University at Galveston. It is the intent of the Legislature that appropriations made by this Act be utilized in the most efficient and effective manner possible to achieve the intended mission of the Texas A&M University at Galveston. In order to achieve the objectives and service standards established by this Act, the Texas A&M University at Galveston shall make every effort to attain the following designated key performance target levels associated with each item of appropriation.

	2024	2025
A. Goal: INSTRUCTION/OPERATIONS		
Outcome (Results/Impact):		
Percent of First-time, Full-time, Degree-seeking Freshmen		
Who Earn a Baccalaureate Degree within Six Academic Years	45%	45%
Percent of First-time, Full-time, Degree-seeking Freshmen		
Who Earn a Baccalaureate Degree within Four Academic Years	32%	32%

TEXAS A&M UNIVERSITY AT GALVESTON
(Continued)

Persistence Rate of First-time, Full-time, Degree-seeking Freshmen Students after One Academic Year	58%	58%
Percent of Baccalaureate Graduates Who Are First Generation College Graduates	35%	37%
Percent of Incoming Full-time Undergraduate Transfer Students Who Graduate within Four Years	65%	65%
Percent of Incoming Full-time Undergraduate Transfer Students Who Graduate within Two Years	10%	10%
Percent of Lower Division Semester Credit Hours Taught by Tenured or Tenure-Track Faculty	17%	17%
Dollar Value of External or Sponsored Research Funds (in Millions)	4.6	4.9
A.1.1. Strategy: OPERATIONS SUPPORT		
Efficiencies:		
Administrative Cost as a Percent of Total Expenditures	10.13%	10.26%
Average Cost of Resident Undergraduate Tuition And Fees For 15 Semester Credit Hours	6,363.31	6,363.31
Explanatory:		
Average Student Loan Debt	29,000	29,200
Percent of Students with Student Loan Debt	48.5%	49%
Average Financial Aid Award Per Full-Time Student	18,400	18,425
Percent of Full-Time Students Receiving Financial Aid	78%	79%

3. Training Vessel. No funds appropriated to Texas A&M University at Galveston may be expended for purchase of a training vessel.

¹ Incorporates Special Provisions Relating Only to State Agencies of Higher Education, Section 58, relating to Higher Education Affordability resulting in increases of \$1,011,499 out of General Revenue Funds and 28.2 FTEs each fiscal year of the 2024-25 biennium.

² Incorporates Article IX, §18.16, 88th Legislature, Regular Session, relating to Contingency Funding for House Bill 1595 and House Joint Resolution 3, resulting in a decrease of \$278,327 out of General Revenue Funds each fiscal year of the biennium.

PRAIRIE VIEW A&M UNIVERSITY

	For the Years Ending	
	August 31, 2024	August 31, 2025
Method of Financing:		
General Revenue Fund ^{1, 2, 3}	\$ 62,244,186	\$ 62,172,581
<u>General Revenue Fund - Dedicated</u>		
Estimated Board Authorized Tuition Increases Account No. 704	\$ 364,150	\$ 364,150
Estimated Other Educational and General Income Account No. 770	17,603,695	17,685,797
Center for Study and Prevention of Juvenile Crime and Delinquency Account No. 5029	<u>3,193,217</u>	<u>1,293,217</u>
Subtotal, General Revenue Fund - Dedicated	<u>\$ 21,161,062</u>	<u>\$ 19,343,164</u>
Total, Method of Financing	<u><u>\$ 83,405,248</u></u>	<u><u>\$ 81,515,745</u></u>
Items of Appropriation:		
1. Educational and General State Support	\$ 83,405,248	\$ 81,515,745
Grand Total, PRAIRIE VIEW A&M UNIVERSITY	<u><u>\$ 83,405,248</u></u>	<u><u>\$ 81,515,745</u></u>

This bill pattern represents an estimated 31.1% of this agency's estimated total available funds for the biennium.

Number of Full-Time-Equivalents (FTE)-Appropriated Funds^{1,2}	830.5	830.5
---	-------	-------

1. Informational Listing of Appropriated Funds. The appropriations made above for Educational and General State Support are subject to the special and general provisions of this Act and include the following amounts for the purposes indicated.

PRAIRIE VIEW A&M UNIVERSITY
(Continued)

A. Goal: INSTRUCTION/OPERATIONS

Provide Instructional and Operations Support.

A.1.1. Strategy: OPERATIONS SUPPORT ¹	\$ 23,995,204	\$ 23,995,204
A.1.2. Strategy: TEACHING EXPERIENCE SUPPLEMENT ¹	857,556	857,555
A.1.3. Strategy: STAFF GROUP INSURANCE PREMIUMS	2,254,433	2,254,433
A.1.4. Strategy: WORKERS' COMPENSATION INSURANCE	107,236	107,236
A.1.5. Strategy: UNEMPLOYMENT COMPENSATION INSURANCE	32,745	32,745
A.1.6. Strategy: TEXAS PUBLIC EDUCATION GRANTS	1,815,871	1,825,817
A.1.7. Strategy: CRU FUNDING ¹	<u>1,387,777</u>	<u>1,387,777</u>
Performance-based Funding For Comprehensive Universities.		
Total, Goal A: INSTRUCTION/OPERATIONS	\$ 30,450,822	\$ 30,460,767

B. Goal: INFRASTRUCTURE SUPPORT

Provide Infrastructure Support.

B.1.1. Strategy: E&G SPACE SUPPORT ¹	\$ 7,237,372	\$ 7,237,372
Educational and General Space Support.		
B.1.2. Strategy: CCAP REVENUE BONDS	8,652,947	8,653,499
Capital Construction Assistance Projects Revenue Bonds.		
B.1.3. Strategy: SMALL INSTITUTION SUPPLEMENT	<u>263,840</u>	<u>263,840</u>
Total, Goal B: INFRASTRUCTURE SUPPORT	\$ 16,154,159	\$ 16,154,711

C. Goal: NON-FORMULA SUPPORT

Provide Non-formula Support.

C.1. Objective: INSTRUCTIONAL SUPPORT		
C.1.1. Strategy: STUDENT NURSE STIPENDS	\$ 72,046	\$ 72,046
C.1.2. Strategy: HONORS PROGRAM	25,658	25,658
C.2. Objective: RESEARCH		
C.2.1. Strategy: AGRICULTURE MATCH ²	\$ 9,527,204	\$ 9,527,204
C.3. Objective: PUBLIC SERVICE		
C.3.1. Strategy: JUVENILE CRIME PREVENTION CENTER	\$ 3,193,217	\$ 1,293,217
C.3.2. Strategy: COMMUNITY DEVELOPMENT	126,084	126,084
C.3.3. Strategy: PVAMU WELLNESS IN HOUSTON	3,000,000	3,000,000
Prairie View A&M University Wellness in Houston.		
C.4. Objective: INSTITUTIONAL SUPPORT		
C.4.1. Strategy: INSTITUTIONAL ENHANCEMENT	\$ 7,185,192	\$ 7,185,192
C.4.2. Strategy: UNIVERSITY REALIGNMENT	<u>31,606</u>	<u>31,606</u>
Total, Goal C: NON-FORMULA SUPPORT	\$ 23,161,007	\$ 21,261,007

D. Goal: ACADEMIC DEVELOPMENT INITIATIVE

D.1.1. Strategy: ACADEMIC DEVELOPMENT INITIATIVE	\$ 11,875,000	\$ 11,875,000
---	---------------	---------------

E. Goal: RESEARCH FUNDS

E.1.1. Strategy: COMPREHENSIVE RESEARCH FUND ^{1,3}	<u>\$ 1,764,260</u>	<u>\$ 1,764,260</u>
--	---------------------	---------------------

Grand Total, PRAIRIE VIEW A&M UNIVERSITY	<u>\$ 83,405,248</u>	<u>\$ 81,515,745</u>
---	-----------------------------	-----------------------------

Object-of-Expense Informational Listing:

Salaries and Wages	\$ 22,948,998	\$ 22,071,993
Other Personnel Costs	3,449,337	3,236,654
Faculty Salaries (Higher Education Only)	30,551,471	31,726,747
Professional Salaries - Faculty Equivalent (Higher Education Only)	1,110,532	205,531
Professional Salaries - Extension (Texas AgriLife Extension Svc)	3,906,107	2,718,238
Professional Fees and Services	182,725	11,275
Fuels and Lubricants	156	0
Consumable Supplies	151,293	22,459
Utilities	41,686	4,872,298
Travel	100,299	173,669
Rent - Building	9,582	0
Rent - Machine and Other	48,697	0
Debt Service	8,652,947	8,653,499
Other Operating Expense	10,009,033	4,322,433

PRAIRIE VIEW A&M UNIVERSITY
(Continued)

Client Services	426,486	711,666
Grants	1,815,871	1,825,817
Capital Expenditures	28	963,466

Total, Object-of-Expense Informational Listing \$ 83,405,248 \$ 81,515,745

Estimated Allocations for Employee Benefits and Debt Service Appropriations Made Elsewhere in this Act:

Employee Benefits

Retirement	\$ 3,249,221	\$ 3,349,916
Group Insurance	6,403,993	6,403,993
Social Security	3,768,072	3,888,650

Total, Estimated Allocations for Employee Benefits and Debt Service Appropriations Made Elsewhere in this Act \$ 13,421,286 \$ 13,642,559

2. Performance Measure Targets. The following is a listing of the key performance target levels for the Prairie View A&M University. It is the intent of the Legislature that appropriations made by this Act be utilized in the most efficient and effective manner possible to achieve the intended mission of the Prairie View A&M University. In order to achieve the objectives and service standards established by this Act, the Prairie View A&M University shall make every effort to attain the following designated key performance target levels associated with each item of appropriation.

	2024	2025
A. Goal: INSTRUCTION/OPERATIONS		
Outcome (Results/Impact):		
Percent of First-time, Full-time, Degree-seeking Freshmen Who Earn a Baccalaureate Degree within Six Academic Years	35.99%	35.99%
Percent of First-time, Full-time, Degree-seeking Freshmen Who Earn a Baccalaureate Degree within Four Academic Years	14.18%	14.18%
Persistence Rate of First-time, Full-time, Degree-seeking Freshmen Students after One Academic Year	66.5%	66.5%
Certification Rate of Teacher Education Graduates	55.6%	55.6%
Percent of Baccalaureate Graduates Who Are First Generation College Graduates	59.51%	59.51%
Percent of Incoming Full-time Undergraduate Transfer Students Who Graduate within Four Years	63.64%	63.64%
Percent of Incoming Full-time Undergraduate Transfer Students Who Graduate within Two Years	19.12%	19.12%
Percent of Lower Division Semester Credit Hours Taught by Tenured or Tenure-Track Faculty	32.66%	32.66%
State Licensure Pass Rate of Engineering Graduates	18.2%	18.2%
State Licensure Pass Rate of Nursing Graduates	97.39%	97.39%
Dollar Value of External or Sponsored Research Funds (in Millions)	9.6	9.6
A.1.1. Strategy: OPERATIONS SUPPORT		
Efficiencies:		
Administrative Cost as a Percent of Total Expenditures	9.9%	9.9%
Average Cost of Resident Undergraduate Tuition And Fees For 15 Semester Credit Hours	5,539	5,539
Explanatory:		
Average Student Loan Debt	35,250	35,250
Percent of Students with Student Loan Debt	87.15%	87.15%
Average Financial Aid Award Per Full-Time Student	8,987	8,987
Percent of Full-Time Students Receiving Financial Aid	95%	95%

3. Establishment of America's Promise School. Out of the funds appropriated above, Prairie View A&M University will jointly operate an America's Promise School with Waller Independent School District. The school will be a full service pre-kindergarten through fourth grade community-centered elementary school based around the America's Promise concept, which includes the following five promises: (1) an ongoing relationship with a caring adult/mentor; (2) safe places and structured activities before and after school; (3) a healthy start, including nutritional and health-related services; (4) students developing marketable skills through effective education; and (5) opportunities for the students to serve and give back to the community.

4. Academic Development Initiative. Funds appropriated above in Strategy D.1.1, Academic Development Initiative, in the amount of \$11,875,000 in fiscal year 2024 and \$11,875,000 in fiscal year 2025, are to be used for: (1) proven academic success programs such as Access, the University College, and the Undergraduate Medical Academy, (2) proven graduate programs, (3) undergraduate education, and (4) initiatives to target enrollment growth. Prairie View A&M

PRAIRIE VIEW A&M UNIVERSITY

(Continued)

University and Texas A&M University System shall jointly create and submit an accountability report outlining use of these funds to the Texas A&M University System Board of Regents, the Texas Higher Education Coordinating Board, the Legislative Budget Board, and the Governor. This accountability report shall set forth goals to be achieved with the Academic Development Initiative funding, establish milestones and timelines showing progress toward meeting the goals. For milestones that are not met, the report will include recommended actions to achieve the milestones or recommended changes to more efficiently meet the goals of the Academic Development Initiative. The report shall be due with the submission of the Legislative Appropriations Request in a format prescribed by the Legislative Budget Board and which documents the year the funding was established, the mission of programs funded with the appropriation, major accomplishments achieved, future goals, and the impact on programs should funding be discontinued. Any unexpended balances as of August 31, 2024, (estimated to be \$0) appropriated by the Legislature for the Academic Development Initiative, are appropriated to Prairie View A&M University for the fiscal year beginning September 1, 2024.

- 5. Office of International Affairs.** Out of funds appropriated above to Prairie View A&M University in Strategy C.4.1, Institutional Enhancement, \$166,250 in General Revenue in fiscal year 2024 and \$166,250 in General Revenue in fiscal year 2025 will be used for the Office of International Affairs at Prairie View A&M University.

- 6. Juvenile Crime Prevention Center.** Included in amounts appropriated above in Strategy C.3.1, Juvenile Crime Prevention Center are estimated unexpended balances (estimated to be \$0) from appropriations for the fiscal year ending August 31, 2023, in the Center for Study and Prevention of Juvenile Crime and Delinquency Account (GR Dedicated Fund 5029), in an amount not to exceed \$1,900,000, and which are appropriated for the same purpose for the fiscal year beginning September 1, 2023. Any appropriated unexpended balances in Fund 5029 remaining as of August 31, 2024, are appropriated for the same purpose for the fiscal year beginning September 1, 2024.

- 7. Healthy Houston.** Out of funds appropriated to Prairie View A&M University in Strategy C.3.3, PVAMU Wellness in Houston, \$3,000,000 in General Revenue in fiscal year 2024 and \$3,000,000 in General Revenue in fiscal year 2025 shall be used for the PVAMU Wellness in Houston program.

- 8. Agriculture Match.²** Included in amounts above in Strategy C.2.1, Agriculture Match, \$9,527,204 out of the General Revenue Fund and 89.2 FTEs in each fiscal year of the 2024-25 biennium are appropriated to Prairie View A&M University to match federal funding for the Cooperative Ag Research and Extension Services.

¹ Incorporates Special Provisions Relating Only to State Agencies of Higher Education, Section 58, relating to Higher Education Affordability resulting in increases of \$2,979,828 out of General Revenue Funds and 89.8 FTEs each fiscal year of the 2024-25 biennium.

² Incorporates Article IX, §17.35, 88th Legislature, Regular Session, relating to support for the Agriculture Match resulting in increases of \$7,500,000 out of General Revenue Funds and 60.0 FTEs each fiscal year of the biennium.

³ Incorporates Article IX, §18.16, 88th Legislature, Regular Session, relating to Contingency Funding for House Bill 1595 and House Joint Resolution 3, resulting in increases of \$266,091 out of General Revenue Funds each fiscal year of the biennium.

TARLETON STATE UNIVERSITY

	For the Years Ending	
	August 31, 2024	August 31, 2025
	<u> </u>	<u> </u>
Method of Financing:		
General Revenue Fund ^{1, 2}	\$ 67,856,376	\$ 67,842,020
<u>General Revenue Fund - Dedicated</u>		
Estimated Board Authorized Tuition Increases Account No. 704	\$ 1,911,416	\$ 1,911,416

TARLETON STATE UNIVERSITY
(Continued)

Estimated Other Educational and General Income Account No. 770	14,545,025	14,566,347
Subtotal, General Revenue Fund - Dedicated	\$ 16,456,441	\$ 16,477,763
Total, Method of Financing	\$ 84,312,817	\$ 84,319,783
Items of Appropriation:		
1. Educational and General State Support	\$ 84,312,817	\$ 84,319,783
Grand Total, TARLETON STATE UNIVERSITY	\$ 84,312,817	\$ 84,319,783

This bill pattern represents an estimated 27.6% of this agency's estimated total available funds for the biennium.

Number of Full-Time-Equivalents (FTE)- Appropriated Funds¹	723.4	723.4
--	-------	-------

1. Informational Listing of Appropriated Funds. The appropriations made above for Educational and General State Support are subject to the special and general provisions of this Act and include the following amounts for the purposes indicated.

A. Goal: INSTRUCTION/OPERATIONS

Provide Instructional and Operations Support.

A.1.1. Strategy: OPERATIONS SUPPORT ¹	\$ 42,325,723	\$ 42,325,723
A.1.2. Strategy: TEACHING EXPERIENCE SUPPLEMENT ¹	1,244,998	1,244,998
A.1.3. Strategy: STAFF GROUP INSURANCE PREMIUMS	2,519,840	2,519,840
A.1.4. Strategy: WORKERS' COMPENSATION INSURANCE	69,095	69,095
A.1.5. Strategy: UNEMPLOYMENT COMPENSATION INSURANCE	12,792	12,792
A.1.6. Strategy: TEXAS PUBLIC EDUCATION GRANTS	2,822,335	2,829,252
A.1.7. Strategy: ORGANIZED ACTIVITIES	259,632	259,632
A.1.8. Strategy: CRU FUNDING ¹	2,008,585	2,008,585
Performance-based Funding For Comprehensive Universities.		

Total, Goal A: INSTRUCTION/OPERATIONS	\$ 51,263,000	\$ 51,269,917
--	---------------	---------------

B. Goal: INFRASTRUCTURE SUPPORT

Provide Infrastructure Support.

B.1.1. Strategy: E&G SPACE SUPPORT ¹	\$ 6,747,043	\$ 6,747,043
Educational and General Space Support.		
B.1.2. Strategy: CCAP REVENUE BONDS	18,581,677	18,581,726
Capital Construction Assistance Projects Revenue Bonds.		

Total, Goal B: INFRASTRUCTURE SUPPORT	\$ 25,328,720	\$ 25,328,769
--	---------------	---------------

C. Goal: NON-FORMULA SUPPORT

Provide Non-formula Support.

C.1. Objective: INSTRUCTIONAL SUPPORT

C.1.1. Strategy: TARLETON OUTREACH	\$ 15,433	\$ 15,433
C.1.2. Strategy: HEALTH SCIENCES & RURAL HEALTH	1,000,000	1,000,000
Health Sciences and Rural Health Program.		
C.1.3. Strategy: SOUTHWEST METROPLEX OUTREACH	848,483	848,483
C.1.4. Strategy: BETTER HEALTH FOR RURAL NTX	2,500,000	2,500,000
Better Health For Rural North Texans.		

C.2. Objective: RESEARCH

C.2.1. Strategy: ENVIRONMENTAL RESEARCH	\$ 470,182	\$ 470,182
Institute for Applied Environmental Research.		
C.2.2. Strategy: AG & ENVIRONMENTAL SCIENCES CENTER	68,360	68,360
Tarleton Agricultural and Environmental Sciences Research Center.		

C.3. Objective: PUBLIC SERVICE

C.3.1. Strategy: SMALL BUSINESS DEVELOPMENT	\$ 75,049	\$ 75,049
Small Business Development Center.		

TARLETON STATE UNIVERSITY
(Continued)

C.4. Objective: INSTITUTIONAL SUPPORT		
C.4.1. Strategy: INSTITUTIONAL ENHANCEMENT	\$ 1,814,204	\$ 1,814,204
Total, Goal C: NON-FORMULA SUPPORT	\$ 6,791,711	\$ 6,791,711
D. Goal: RESEARCH FUNDS		
D.1.1. Strategy: COMPREHENSIVE RESEARCH FUND ^{1,2}	\$ 929,386	\$ 929,386
Grand Total, TARLETON STATE UNIVERSITY	<u>\$ 84,312,817</u>	<u>\$ 84,319,783</u>

Object-of-Expense Informational Listing:

Salaries and Wages	\$ 18,096,445	\$ 18,642,656
Other Personnel Costs	3,149,164	2,989,505
Faculty Salaries (Higher Education Only)	27,686,438	27,763,496
Professional Salaries - Faculty Equivalent (Higher Education Only)	210,497	349,658
Professional Salaries - Extension (Texas AgriLife Extension Svc)	0	5
Professional Fees and Services	236	17,311
Fuels and Lubricants	59	29,622
Consumable Supplies	3,658	0
Utilities	5,352,574	4,702,738
Rent - Building	1,020	1,020
Rent - Machine and Other	32,978	10,341
Debt Service	18,581,677	18,581,726
Other Operating Expense	8,281,341	8,349,726
Client Services	29,321	0
Grants	2,822,335	2,829,252
Capital Expenditures	<u>65,074</u>	<u>52,727</u>
Total, Object-of-Expense Informational Listing	<u>\$ 84,312,817</u>	<u>\$ 84,319,783</u>

Estimated Allocations for Employee Benefits and Debt Service Appropriations Made Elsewhere in this Act:

Employee Benefits

Retirement	\$ 3,511,840	\$ 3,619,081
Group Insurance	6,434,357	6,434,357
Social Security	<u>3,422,052</u>	<u>3,531,558</u>

Total, Estimated Allocations for Employee Benefits and Debt Service Appropriations Made Elsewhere in this Act

<u>\$ 13,368,249</u>	<u>\$ 13,584,996</u>
----------------------	----------------------

2. Performance Measure Targets. The following is a listing of the key performance target levels for the Tarleton State University. It is the intent of the Legislature that appropriations made by this Act be utilized in the most efficient and effective manner possible to achieve the intended mission of the Tarleton State University. In order to achieve the objectives and service standards established by this Act, the Tarleton State University shall make every effort to attain the following designated key performance target levels associated with each item of appropriation.

	<u>2024</u>	<u>2025</u>
A. Goal: INSTRUCTION/OPERATIONS		
Outcome (Results/Impact):		
Percent of First-time, Full-time, Degree-seeking Freshmen Who Earn a Baccalaureate Degree within Six Academic Years	53%	54%
Percent of First-time, Full-time, Degree-seeking Freshmen Who Earn a Baccalaureate Degree within Four Academic Years	37%	38%
Persistence Rate of First-time, Full-time, Degree-seeking Freshmen Students after One Academic Year	74%	75%
Certification Rate of Teacher Education Graduates	99%	99%
Percent of Baccalaureate Graduates Who Are First Generation College Graduates	45%	46%
Percent of Incoming Full-time Undergraduate Transfer Students Who Graduate within Four Years	73%	74%
Percent of Incoming Full-time Undergraduate Transfer Students Who Graduate within Two Years	50%	51%
Percent of Lower Division Semester Credit Hours Taught by Tenured or Tenure-Track Faculty	40%	40%
State Licensure Pass Rate of Nursing Graduates	99%	99%
Dollar Value of External or Sponsored Research Funds (in Millions)	8	8

TARLETON STATE UNIVERSITY
(Continued)

A.1.1. Strategy: OPERATIONS SUPPORT

Efficiencies:

Administrative Cost as a Percent of Total Expenditures	9%	9%
Average Cost of Resident Undergraduate Tuition And Fees For 15 Semester Credit Hours	4,864	4,864

Explanatory:

Average Student Loan Debt	22,500	22,000
Percent of Students with Student Loan Debt	60%	60%
Average Financial Aid Award Per Full-Time Student	16,000	16,000
Percent of Full-Time Students Receiving Financial Aid	85%	85%

- 4. Scholarship Match.** Out of the funds appropriated above, funds may be used to provide a match for funds collected by a one dollar per semester credit hour fee for a student endowment scholarship and internship adopted by student referendum, pursuant to Education Code §56.242.

- 5. Bosque River Monitoring Project.** The Institute for Applied Environmental Research shall conduct water quality monitoring for the Bosque River. The institute shall coordinate the collection and reporting of data to conform to Texas Commission on Environmental Quality protocols. The Institute shall report on the water quality in the Bosque River by July 1 and February 1 of each year to the Commission. It is legislative intent that the water quality monitoring efforts of the Institute for Applied Environmental Research, Texas Commission on Environmental Quality, and other appropriate agencies and entities be cooperative and non-duplicative.

- 6. Health Sciences and Rural Health Program.** Out of funds appropriated to Tarleton State University in Strategy C.1.2, Health Sciences and Rural Health Program, \$1,000,000 in General Revenue in fiscal year 2024 and \$1,000,000 in General Revenue in fiscal year 2025 will be used to support the Health Sciences and Rural Health Program.

- 7. Southwest Metroplex Outreach.** Out of funds appropriated above in Strategy C.1.3, Southwest Metroplex Outreach, \$848,483 in General Revenue in fiscal year 2024, and \$848,483 in General Revenue in fiscal year 2025 shall be used to support the Southwest Metroplex Outreach program.

- 8. Better Health for Rural North Texans.** Out of funds appropriated above to Tarleton State University in Strategy C.1.4, Better Health for Rural NTX, \$2,500,000 in General Revenue in fiscal year 2024, and \$2,500,000 in General Revenue in fiscal year 2025 will be used to support the Better Health for Rural North Texans initiative.

¹ Incorporates Special Provisions Relating Only to State Agencies of Higher Education, Section 58, relating to Higher Education Affordability resulting in increases of \$4,378,423 out of General Revenue Funds and 132.2 FTEs each fiscal year of the 2024-25 biennium.

² Incorporates Article IX, §18.16, 88th Legislature, Regular Session, relating to Contingency Funding for House Bill 1595 and House Joint Resolution 3, resulting in a decrease of \$73,044 out of General Revenue Funds each fiscal year of the biennium.

TEXAS A&M UNIVERSITY - CENTRAL TEXAS

	For the Years Ending	
	August 31, 2024	August 31, 2025
Method of Financing:		
General Revenue Fund ^{1, 2}	\$ 22,859,283	\$ 22,856,756
<u>General Revenue Fund - Dedicated</u>		
Estimated Board Authorized Tuition Increases Account No. 704	\$ 170,532	\$ 170,532
Estimated Other Educational and General Income Account No. 770	1,777,110	1,780,379
Subtotal, General Revenue Fund - Dedicated	\$ 1,947,642	\$ 1,950,911
Total, Method of Financing	\$ 24,806,925	\$ 24,807,667

TEXAS A&M UNIVERSITY - CENTRAL TEXAS
(Continued)

Items of Appropriation:

1. Educational and General State Support	\$ 24,806,925	\$ 24,807,667
Grand Total, TEXAS A&M UNIVERSITY - CENTRAL TEXAS	<u>\$ 24,806,925</u>	<u>\$ 24,807,667</u>

This bill pattern represents an estimated 53.5% of this agency's estimated total available funds for the biennium.

Number of Full-Time-Equivalents (FTE)-Appropriated Funds¹	165.8	165.8
---	-------	-------

1. Informational Listing of Appropriated Funds. The appropriations made above for Educational and General State Support are subject to the special and general provisions of this Act and include the following amounts for the purposes indicated.

A. Goal: INSTRUCTION/OPERATIONS

Provide Instructional and Operations Support.

A.1.1. Strategy: OPERATIONS SUPPORT ¹	\$ 6,141,607	\$ 6,141,607
A.1.2. Strategy: TEACHING EXPERIENCE SUPPLEMENT ¹	182,341	182,341
A.1.3. Strategy: STAFF GROUP INSURANCE PREMIUMS	169,484	169,484
A.1.4. Strategy: WORKERS' COMPENSATION INSURANCE	7,350	7,350
A.1.5. Strategy: UNEMPLOYMENT COMPENSATION INSURANCE	6,457	6,457
A.1.6. Strategy: TEXAS PUBLIC EDUCATION GRANTS	307,568	308,627
A.1.7. Strategy: CRU FUNDING ¹	<u>644,017</u>	<u>644,017</u>
Performance-based Funding For Comprehensive Universities.		

Total, Goal A: INSTRUCTION/OPERATIONS	\$ 7,458,824	\$ 7,459,883
--	--------------	--------------

B. Goal: INFRASTRUCTURE SUPPORT

Provide Infrastructure Support.

B.1.1. Strategy: E&G SPACE SUPPORT ¹	\$ 860,308	\$ 860,307
Educational and General Space Support.		
B.1.2. Strategy: CCAP REVENUE BONDS	8,452,329	8,452,013
Capital Construction Assistance Projects Revenue Bonds.		
B.1.3. Strategy: SMALL INSTITUTION SUPPLEMENT	<u>1,316,567</u>	<u>1,316,567</u>

Total, Goal B: INFRASTRUCTURE SUPPORT	\$ 10,629,204	\$ 10,628,887
--	---------------	---------------

C. Goal: PROVIDE NON-FORMULA SUPPORT

C.1. Objective: INSTRUCTIONAL SUPPORT

C.1.1. Strategy: UPPER LEVEL INSTITUTION SUPPORT	\$ 4,981,033	\$ 4,981,033
C.1.2. Strategy: E. WILLIAMSON CO HE CENTER	342,632	342,632
East Williamson County Higher Education Center.		
C.1.3. Strategy: TRANSFER CENTRAL	600,000	600,000
Transfer Central - Student Transfer Initiative.		

C.2. Objective: INSTITUTIONAL SUPPORT

C.2.1. Strategy: INSTITUTIONAL ENHANCEMENT	<u>\$ 703,048</u>	<u>\$ 703,048</u>
---	-------------------	-------------------

Total, Goal C: PROVIDE NON-FORMULA SUPPORT	\$ 6,626,713	\$ 6,626,713
---	--------------	--------------

D. Goal: RESEARCH FUNDS

D.1.1. Strategy: COMPREHENSIVE RESEARCH FUND ^{1,2}	<u>\$ 92,184</u>	<u>\$ 92,184</u>
--	------------------	------------------

Grand Total, TEXAS A&M UNIVERSITY - CENTRAL TEXAS	<u>\$ 24,806,925</u>	<u>\$ 24,807,667</u>
--	----------------------	----------------------

Object-of-Expense Informational Listing:

Salaries and Wages	\$ 3,503,195	\$ 3,575,319
Other Personnel Costs	279,816	322,325
Faculty Salaries (Higher Education Only)	5,878,391	6,291,500
Professional Salaries - Faculty Equivalent (Higher Education Only)	36,661	44,467
Professional Fees and Services	901,597	705,828
Fuels and Lubricants	1,747	2,000
Consumable Supplies	19,123	19,841
Utilities	280,681	317,355
Travel	20,899	21,843
Rent - Machine and Other	257,345	252,831
Debt Service	8,452,329	8,452,013

TEXAS A&M UNIVERSITY - CENTRAL TEXAS
(Continued)

Other Operating Expense	4,545,064	4,201,173
Client Services	293,695	292,545
Grants	307,568	308,627
Capital Expenditures	28,814	0

Total, Object-of-Expense Informational Listing \$ 24,806,925 \$ 24,807,667

Estimated Allocations for Employee Benefits and Debt Service Appropriations Made Elsewhere in this Act:

Employee Benefits

Retirement	\$ 923,442	\$ 952,697
Group Insurance	1,117,361	1,117,361
Social Security	800,500	826,116

Total, Estimated Allocations for Employee Benefits and Debt Service Appropriations Made Elsewhere in this Act \$ 2,841,303 \$ 2,896,174

2. Performance Measure Targets. The following is a listing of the key performance target levels for the Texas A&M University - Central Texas. It is the intent of the Legislature that appropriations made by this Act be utilized in the most efficient and effective manner possible to achieve the intended mission of the Texas A&M University - Central Texas. In order to achieve the objectives and service standards established by this Act, the Texas A&M University Central Texas shall make every effort to attain the following designated key performance target levels associated with each item of appropriation.

	2024	2025
A. Goal: INSTRUCTION/OPERATIONS		
Outcome (Results/Impact):		
Certification Rate of Teacher Education Graduates	95%	95%
Percent of Baccalaureate Graduates Who Are First Generation College Graduates	55%	55%
Percent of Full-time, Degree-seeking Transfer Students Who Earn a Baccalaureate Degree within Four Years	77%	77%
Percent of Full-time, Degree-seeking Transfer Students Who Earn a Baccalaureate Degree within Two Years	50%	50%
Persistence Rate of Full-time, Degree-seeking Transfer Students After One Academic Year	80%	80%
A.1.1. Strategy: OPERATIONS SUPPORT		
Efficiencies:		
Administrative Cost as a Percent of Total Expenditures	10.5%	10.5%
Average Cost of Resident Undergraduate Tuition And Fees For 15 Semester Credit Hours	3,583	3,583
Explanatory:		
Average Financial Aid Award Per Full-Time Student	13,616	14,025
Percent of Full-Time Students Receiving Financial Aid	78%	78%

3. East Williamson County Higher Education Center. Out of funds appropriated to Texas A&M University - Central Texas in Strategy C.1.2, East Williamson County Higher Education Center, \$342,632 in General Revenue in fiscal year 2024 and \$342,632 in General Revenue in fiscal year 2025 will be used for the East Williamson County Higher Education Center.

4. Upper Level Institution Support - Texas A&M University - Central Texas. It is the intent of the legislature that non-formula General Revenue operations funding in Strategy C.1.1, Upper Level Institution Support, for Texas A&M University - Central Texas will be phased out by one-fourth over four biennia following the biennium the institution reaches 6,000 full-time student equivalents.

5. Transfer Central - Student Transfer Initiative. Out of funds appropriated to Texas A&M University - Central Texas in Strategy C.1.3, Transfer Central, \$600,000 in General Revenue in fiscal year 2024 and \$600,000 in General Revenue in fiscal year 2025 will be used for the Transfer Central - Student Transfer Initiative program.

¹ Incorporates Special Provisions Relating Only to State Agencies of Higher Education, Section 58, relating to Higher Education Affordability resulting in increases of \$984,408 out of General Revenue Funds and 33.6 FTEs each fiscal year of the 2024-25 biennium.

² Incorporates Article IX, §18.16, 88th Legislature, Regular Session, relating to Contingency Funding for House Bill 1595 and House Joint Resolution 3, resulting in an increase of \$26,115 out of General Revenue Funds each fiscal year of the biennium.

TEXAS A&M UNIVERSITY - CORPUS CHRISTI

	For the Years Ending	
	August 31, 2024	August 31, 2025
Method of Financing:		
General Revenue Fund ^{1, 2}	\$ 60,716,403	\$ 60,716,867
<u>General Revenue Fund - Dedicated</u>		
Estimated Board Authorized Tuition Increases Account No. 704	\$ 1,196,955	\$ 1,196,955
Estimated Other Educational and General Income Account No. 770	14,259,243	14,265,106
Subtotal, General Revenue Fund - Dedicated	\$ 15,456,198	\$ 15,462,061
Total, Method of Financing	\$ 76,172,601	\$ 76,178,928
Items of Appropriation:		
1. Educational and General State Support	\$ 76,172,601	\$ 76,178,928
Grand Total, TEXAS A&M UNIVERSITY - CORPUS CHRISTI	\$ 76,172,601	\$ 76,178,928

This bill pattern represents an estimated 26% of this agency's estimated total available funds for the biennium.

Number of Full-Time-Equivalents (FTE)- Appropriated Funds¹	774.0	774.0
--	-------	-------

- 1. Informational Listing of Appropriated Funds.** The appropriations made above for Educational and General State Support are subject to the special and general provisions of this Act and include the following amounts for the purposes indicated.

A. Goal: INSTRUCTION/OPERATIONS		
Provide Instructional and Operations Support.		
A.1.1. Strategy: OPERATIONS SUPPORT ¹	\$ 35,042,986	\$ 35,042,986
A.1.2. Strategy: TEACHING EXPERIENCE SUPPLEMENT ¹	912,111	912,111
A.1.3. Strategy: STAFF GROUP INSURANCE PREMIUMS	1,722,664	1,722,664
A.1.4. Strategy: WORKERS' COMPENSATION INSURANCE	64,341	64,341
A.1.5. Strategy: UNEMPLOYMENT COMPENSATION INSURANCE	6,275	6,275
A.1.6. Strategy: TEXAS PUBLIC EDUCATION GRANTS	1,743,638	1,746,793
A.1.7. Strategy: CRU FUNDING ¹	1,517,417	1,517,417
Performance-based Funding For Comprehensive Universities.		
Total, Goal A: INSTRUCTION/OPERATIONS	\$ 41,009,432	\$ 41,012,587
B. Goal: INFRASTRUCTURE SUPPORT		
Provide Infrastructure Support.		
B.1.1. Strategy: E&G SPACE SUPPORT ¹	\$ 6,699,875	\$ 6,699,875
Educational and General Space Support.		
B.1.2. Strategy: CCAP REVENUE BONDS	11,540,885	11,544,057
Capital Construction Assistance Projects Revenue Bonds.		
Total, Goal B: INFRASTRUCTURE SUPPORT	\$ 18,240,760	\$ 18,243,932
C. Goal: NON-FORMULA SUPPORT		
Provide Non-formula Support.		
C.1. Objective: INSTRUCTIONAL SUPPORT		
C.1.1. Strategy: ENGINEERING PROGRAM	\$ 1,975,184	\$ 1,975,184
C.1.2. Strategy: SCHOOL NURSING PROGRAM	130,917	130,917
School Nursing Program for Early Childhood Development Center.		
C.1.3. Strategy: CIVIL AND INDUSTRIAL ENGINEERING	1,092,500	1,092,500
Civil and Industrial Engineering Program.		
C.2. Objective: RESEARCH		
C.2.1. Strategy: CENTER FOR COASTAL STUDIES	\$ 70,189	\$ 70,189
C.2.2. Strategy: GULF OF MEXICO ENVIRONMENTAL LAB	112,214	112,214
Gulf of Mexico Environment Research Laboratory.		

TEXAS A&M UNIVERSITY - CORPUS CHRISTI
(Continued)

C.2.3. Strategy: UNMANNED AIRCRAFT SYSTEMS	4,825,000	4,825,000
Lone Star Unmanned Aircraft Systems Center.		
C.3. Objective: PUBLIC SERVICE		
C.3.1. Strategy: WATER RESOURCES CENTER	\$ 28,145	\$ 28,145
C.3.2. Strategy: ART MUSEUM	148,190	148,190
C.3.3. Strategy: CSTL BEND ECO DEV & BUS INNOV CTR	342,783	342,783
Coastal Bend Economic Development and Business Innovation Center.		
C.3.4. Strategy: ENVIRONMENTAL LEARNING CENTER	74,810	74,810
C.4. Objective: INSTITUTIONAL SUPPORT		
C.4.1. Strategy: INSTITUTIONAL ENHANCEMENT	<u>\$ 5,081,327</u>	<u>\$ 5,081,327</u>
Total, Goal C: NON-FORMULA SUPPORT	<u>\$ 13,881,259</u>	<u>\$ 13,881,259</u>
D. Goal: RESEARCH FUNDS		
D.1.1. Strategy: COMPREHENSIVE RESEARCH FUND ^{1,2}	<u>\$ 3,041,150</u>	<u>\$ 3,041,150</u>
Grand Total, TEXAS A&M UNIVERSITY - CORPUS CHRISTI	<u><u>\$ 76,172,601</u></u>	<u><u>\$ 76,178,928</u></u>
Object-of-Expense Informational Listing:		
Salaries and Wages	\$ 23,688,260	\$ 25,489,005
Other Personnel Costs	2,016,476	1,952,987
Faculty Salaries (Higher Education Only)	24,161,470	26,237,009
Professional Salaries - Faculty Equivalent (Higher Education Only)	560,802	416,462
Professional Fees and Services	671,917	262,308
Fuels and Lubricants	8,132	587
Consumable Supplies	134,665	163,117
Utilities	4,328,850	2,178,026
Travel	70,988	29,627
Rent - Building	85,988	25,146
Rent - Machine and Other	450,880	285,221
Debt Service	11,540,885	11,544,057
Other Operating Expense	5,172,168	4,561,316
Client Services	105,942	47,274
Grants	1,743,638	1,746,793
Capital Expenditures	<u>1,431,540</u>	<u>1,239,993</u>
Total, Object-of-Expense Informational Listing	<u><u>\$ 76,172,601</u></u>	<u><u>\$ 76,178,928</u></u>
Estimated Allocations for Employee Benefits and Debt Service Appropriations Made Elsewhere in this Act:		
<u>Employee Benefits</u>		
Retirement	\$ 3,733,101	\$ 3,840,405
Group Insurance	6,103,523	6,103,523
Social Security	<u>3,680,212</u>	<u>3,797,979</u>
Total, Estimated Allocations for Employee Benefits and Debt Service Appropriations Made Elsewhere in this Act	<u><u>\$ 13,516,836</u></u>	<u><u>\$ 13,741,907</u></u>

2. Performance Measure Targets. The following is a listing of the key performance target levels for the Texas A&M University - Corpus Christi. It is the intent of the Legislature that appropriations made by this Act be utilized in the most efficient and effective manner possible to achieve the intended mission of the Texas A&M University - Corpus Christi. In order to achieve the objectives and service standards established by this Act, the Texas A&M University - Corpus Christi shall make every effort to attain the following designated key performance target levels associated with each item of appropriation.

	<u>2024</u>	<u>2025</u>
A. Goal: INSTRUCTION/OPERATIONS		
Outcome (Results/Impact):		
Percent of First-time, Full-time, Degree-seeking Freshmen Who Earn a Baccalaureate Degree within Six Academic Years	37%	36.5%
Percent of First-time, Full-time, Degree-seeking Freshmen Who Earn a Baccalaureate Degree within Four Academic Years	18.8%	19%
Persistence Rate of First-time, Full-time, Degree-seeking Freshmen Students after One Academic Year	60%	61%
Certification Rate of Teacher Education Graduates	91.8%	92%

TEXAS A&M UNIVERSITY - CORPUS CHRISTI
(Continued)

Percent of Baccalaureate Graduates Who Are First Generation College Graduates	36.5%	37%
Percent of Incoming Full-time Undergraduate Transfer Students Who Graduate within Four Years	58.2%	58.4%
Percent of Incoming Full-time Undergraduate Transfer Students Who Graduate within Two Years	20.5%	21.5%
Percent of Lower Division Semester Credit Hours Taught by Tenured or Tenure-Track Faculty	36.8%	37%
State Licensure Pass Rate of Engineering Graduates	50%	60%
State Licensure Pass Rate of Nursing Graduates	91%	91%
Dollar Value of External or Sponsored Research Funds (in Millions)	26.9	27.4
A.1.1. Strategy: OPERATIONS SUPPORT		
Efficiencies:		
Administrative Cost as a Percent of Total Expenditures	8.3%	8.3%
Average Cost of Resident Undergraduate Tuition And Fees For 15 Semester Credit Hours	5,266.42	5,266.42
Explanatory:		
Average Student Loan Debt	26,047	25,692
Percent of Students with Student Loan Debt	67%	68%
Average Financial Aid Award Per Full-Time Student	15,457	16,296
Percent of Full-Time Students Receiving Financial Aid	92%	94%

- 3. Art Museum Contingency.** Out of the General Revenue funds appropriated above, \$148,190 in each year of the biennium for the Art Museum is contingent upon the Art Museum receiving at least \$296,382 each year from local gifts, grants, and donations for the purposes of the operations of the Art Museum. In the event that gifts, grants, or donations for each fiscal year total less than \$296,382, the appropriation in each fiscal year is reduced to an amount equal to one-half of the total gifts, grants, and donations received in that fiscal year.
- 4. Engineering Program.** Funds appropriated above in Strategy C.1.1, Engineering Program in the amount of \$1,975,184 in fiscal year 2024 and \$1,975,184 in fiscal year 2025 shall be used to support engineering programs, including mechanical engineering, electrical engineering, and the STEM pipeline initiative.
- 5. Unmanned Aircraft Systems.** Out of funds appropriated to Texas A&M University - Corpus Christi in Strategy C.2.3, Unmanned Aircraft Systems, \$4,825,000 in General Revenue each fiscal year shall be used for unmanned aircraft systems.
- 6. Civil and Industrial Engineering Program.** Funds appropriated above in Strategy C.1.3, Civil and Industrial Engineering Program, in the amount of \$1,092,500 in General Revenue in fiscal year 2024 and \$1,092,500 in General Revenue in fiscal year 2025, shall be used for the civil and industrial engineering program.

¹ Incorporates Special Provisions Relating Only to State Agencies of Higher Education, Section 58, relating to Higher Education Affordability resulting in increases of \$3,616,374 out of General Revenue Funds and 104.6 FTEs each fiscal year of the 2024-25 biennium.

² Incorporates Article IX, §18.16, 88th Legislature, Regular Session, relating to Contingency Funding for House Bill 1595 and House Joint Resolution 3, resulting in an increase of \$75,245 out of General Revenue Funds each fiscal year of the biennium.

TEXAS A&M UNIVERSITY - KINGSVILLE

	For the Years Ending	
	August 31, 2024	August 31, 2025
Method of Financing:		
General Revenue Fund ^{1, 2}	\$ 42,343,498	\$ 42,287,162
<u>General Revenue Fund - Dedicated</u>		
Estimated Board Authorized Tuition Increases Account No. 704	\$ 683,000	\$ 683,000

TEXAS A&M UNIVERSITY - KINGSVILLE
(Continued)

Estimated Other Educational and General Income Account No. 770	10,980,553	11,036,742
Subtotal, General Revenue Fund - Dedicated	\$ 11,663,553	\$ 11,719,742
Total, Method of Financing	\$ 54,007,051	\$ 54,006,904
Items of Appropriation:		
1. Educational and General State Support	\$ 54,007,051	\$ 54,006,904
Grand Total, TEXAS A&M UNIVERSITY - KINGSVILLE	\$ 54,007,051	\$ 54,006,904

This bill pattern represents an estimated 32.3% of this agency's estimated total available funds for the biennium.

Number of Full-Time-Equivalents (FTE)- Appropriated Funds¹	545.1	545.1
--	-------	-------

- 1. Informational Listing of Appropriated Funds.** The appropriations made above for Educational and General State Support are subject to the special and general provisions of this Act and include the following amounts for the purposes indicated.

A. Goal: INSTRUCTION/OPERATIONS

Provide Instructional and Operations Support.

A.1.1. Strategy: OPERATIONS SUPPORT ¹	\$ 20,029,087	\$ 20,029,087
A.1.2. Strategy: TEACHING EXPERIENCE SUPPLEMENT ¹	725,621	725,621
A.1.3. Strategy: STAFF GROUP INSURANCE PREMIUMS	1,672,019	1,672,019
A.1.4. Strategy: WORKERS' COMPENSATION INSURANCE	92,013	91,491
A.1.5. Strategy: UNEMPLOYMENT COMPENSATION INSURANCE	38,000	38,000
A.1.6. Strategy: TEXAS PUBLIC EDUCATION GRANTS	1,167,552	1,173,417
A.1.7. Strategy: ORGANIZED ACTIVITIES	240,000	240,000
A.1.8. Strategy: CRU FUNDING ¹	1,060,332	1,060,332
Performance-based Funding For Comprehensive Universities.		

Total, Goal A: INSTRUCTION/OPERATIONS	\$ 25,024,624	\$ 25,029,967
--	---------------	---------------

B. Goal: INFRASTRUCTURE SUPPORT

Provide Infrastructure Support.

B.1.1. Strategy: E&G SPACE SUPPORT ¹ Educational and General Space Support.	\$ 4,016,081	\$ 4,016,081
B.1.2. Strategy: CCAP REVENUE BONDS Capital Construction Assistance Projects Revenue Bonds.	9,329,148	9,323,658
B.1.3. Strategy: SMALL INSTITUTION SUPPLEMENT	1,034,821	1,034,821

Total, Goal B: INFRASTRUCTURE SUPPORT	\$ 14,380,050	\$ 14,374,560
--	---------------	---------------

C. Goal: NON-FORMULA SUPPORT

Provide Non-formula Support.

C.1. Objective: INSTRUCTIONAL SUPPORT		
C.1.1. Strategy: PHD IN ENGINEERING	\$ 31,669	\$ 31,669
C.1.2. Strategy: VETERINARY TECHNOLOGY PROGRAM	440,896	440,896
C.2. Objective: RESEARCH		
C.2.1. Strategy: CITRUS CENTER	\$ 1,315,781	\$ 1,315,781
C.2.2. Strategy: WILDLIFE RESEARCH INSTITUTE	137,184	137,184
C.2.3. Strategy: INSTITUTE FOR RANCH MANAGEMENT	121,059	121,059
C.3. Objective: PUBLIC SERVICE		
C.3.1. Strategy: JOHN E. CONNOR MUSEUM	\$ 11,505	\$ 11,505
C.3.2. Strategy: SOUTH TEXAS ARCHIVES	46,212	46,212
C.4. Objective: INSTITUTIONAL SUPPORT		
C.4.1. Strategy: INSTITUTIONAL ENHANCEMENT	\$ 10,011,074	\$ 10,011,074

Total, Goal C: NON-FORMULA SUPPORT	\$ 12,115,380	\$ 12,115,380
---	---------------	---------------

D. Goal: RESEARCH FUNDS

D.1.1. Strategy: COMPREHENSIVE RESEARCH FUND ^{1, 2}	\$ 2,486,997	\$ 2,486,997
--	--------------	--------------

Grand Total, TEXAS A&M UNIVERSITY - KINGSVILLE	\$ 54,007,051	\$ 54,006,904
---	----------------------	----------------------

TEXAS A&M UNIVERSITY - KINGSVILLE
(Continued)

Object-of-Expense Informational Listing:

Salaries and Wages	\$ 16,004,450	\$ 16,181,398
Other Personnel Costs	685,515	291,227
Faculty Salaries (Higher Education Only)	20,335,416	20,629,676
Professional Salaries - Faculty Equivalent (Higher Education Only)	150,200	0
Professional Fees and Services	29,812	98,424
Fuels and Lubricants	575	669
Consumable Supplies	67,088	148,515
Utilities	14,033	8,843
Travel	18,335	62,456
Rent - Machine and Other	29,176	61,601
Debt Service	9,329,148	9,323,658
Other Operating Expense	5,640,119	6,008,898
Grants	1,167,552	1,173,417
Capital Expenditures	<u>535,632</u>	<u>18,122</u>

Total, Object-of-Expense Informational Listing \$ 54,007,051 \$ 54,006,904

Estimated Allocations for Employee Benefits and Debt Service Appropriations Made Elsewhere in this Act:

Employee Benefits

Retirement	\$ 3,251,362	\$ 3,344,781
Group Insurance	5,560,591	5,560,591
Social Security	<u>3,053,906</u>	<u>3,151,631</u>

Total, Estimated Allocations for Employee Benefits and Debt Service Appropriations Made Elsewhere in this Act \$ 11,865,859 \$ 12,057,003

2. Performance Measure Targets. The following is a listing of the key performance target levels for the Texas A&M University - Kingsville. It is the intent of the Legislature that appropriations made by this Act be utilized in the most efficient and effective manner possible to achieve the intended mission of the Texas A&M University - Kingsville. In order to achieve the objectives and service standards established by this Act, the Texas A&M University - Kingsville shall make every effort to attain the following designated key performance target levels associated with each item of appropriation.

	<u>2024</u>	<u>2025</u>
A. Goal: INSTRUCTION/OPERATIONS		
Outcome (Results/Impact):		
Percent of First-time, Full-time, Degree-seeking Freshmen Who Earn a Baccalaureate Degree within Six Academic Years	44%	44%
Percent of First-time, Full-time, Degree seeking Freshmen Who Earn a Baccalaureate Degree within Four Academic Years	24%	24%
Persistence Rate of First-time, Full-time, Degree-seeking Freshmen Students after One Academic Year	70%	70%
Certification Rate of Teacher Education Graduates	85%	85%
Percent of Baccalaureate Graduates Who Are First Generation College Graduates	45%	45%
Percent of Incoming Full-time Undergraduate Transfer Students Who Graduate within Four Years	70%	70%
Percent of Incoming Full-time Undergraduate Transfer Students Who Graduate within Two Years	30%	30%
Percent of Lower Division Semester Credit Hours Taught by Tenured or Tenure-Track Faculty	59%	59%
State Licensure Pass Rate of Engineering Graduates	43%	43%
Dollar Value of External or Sponsored Research Funds (in Millions)	16.2	16.5
A.1.1. Strategy: OPERATIONS SUPPORT		
Efficiencies:		
Administrative Cost as a Percent of Total Expenditures	8%	8%
Average Cost of Resident Undergraduate Tuition And Fees For 15 Semester Credit Hours	4,946.13	4,946.13
Explanatory:		
Average Student Loan Debt	21,668	21,668
Percent of Students with Student Loan Debt	71%	71%
Average Financial Aid Award Per Full-Time Student	13,000	13,000
Percent of Full-Time Students Receiving Financial Aid	98%	98%

TEXAS A&M UNIVERSITY - KINGSVILLE
(Continued)

3. Veterinary Technology Program. Out of funds appropriated to Texas A&M University - Kingsville in Strategy C.1.2, Veterinary Technology Program, \$440,896 in General Revenue in fiscal year 2024 and \$440,896 in General Revenue in fiscal year 2025 will be for the Veterinary Technology Program.

¹ Incorporates Special Provisions Relating Only to State Agencies of Higher Education, Section 58, relating to Higher Education Affordability resulting in increases of \$2,304,944 out of General Revenue Funds and 68.1 FTEs each fiscal year of the 2024-25 biennium.

² Incorporates Article IX, §18.16, 88th Legislature, Regular Session, relating to Contingency Funding for House Bill 1595 and House Joint Resolution 3, resulting in a decrease of \$30,127 out of General Revenue Funds each fiscal year of the biennium.

TEXAS A&M UNIVERSITY - SAN ANTONIO

	For the Years Ending	
	August 31, 2024	August 31, 2025
Method of Financing:		
General Revenue Fund ^{1, 2}	\$ 36,534,298	\$ 36,528,680
<u>General Revenue Fund - Dedicated</u>		
Estimated Board Authorized Tuition Increases Account No. 704	\$ 372,330	\$ 372,330
Estimated Other Educational and General Income Account No. 770	6,707,178	6,711,212
Subtotal, General Revenue Fund - Dedicated	\$ 7,079,508	\$ 7,083,542
Total, Method of Financing	\$ 43,613,806	\$ 43,612,222
Items of Appropriation:		
1. Educational and General State Support	\$ 43,613,806	\$ 43,612,222
Grand Total, TEXAS A&M UNIVERSITY - SAN ANTONIO	\$ 43,613,806	\$ 43,612,222

This bill pattern represents an estimated 40.2% of this agency's estimated total available funds for the biennium.

Number of Full-Time-Equivalents (FTE)-Appropriated Funds¹	400.9	400.9
---	-------	-------

1. Informational Listing of Appropriated Funds. The appropriations made above for Educational and General State Support are subject to the special and general provisions of this Act and include the following amounts for the purposes indicated.

A. Goal: INSTRUCTION/OPERATIONS

Provide Instructional and Operations Support.

A.1.1. Strategy: OPERATIONS SUPPORT ¹	\$ 14,941,139	\$ 14,941,140
A.1.2. Strategy: TEACHING EXPERIENCE SUPPLEMENT ¹	394,457	394,457
A.1.3. Strategy: STAFF GROUP INSURANCE PREMIUMS	571,347	571,347
A.1.4. Strategy: WORKERS' COMPENSATION INSURANCE	16,329	16,329
A.1.5. Strategy: UNEMPLOYMENT COMPENSATION INSURANCE	2,039	2,039
A.1.6. Strategy: TEXAS PUBLIC EDUCATION GRANTS	1,073,691	1,074,233
A.1.7. Strategy: CRU FUNDING ¹	1,214,817	1,214,817

Performance-based Funding For Comprehensive Universities.

Total, Goal A: INSTRUCTION/OPERATIONS	\$ 18,213,819	\$ 18,214,362
--	---------------	---------------

B. Goal: INFRASTRUCTURE SUPPORT

Provide Infrastructure Support.

B.1.1. Strategy: E&G SPACE SUPPORT ¹	\$ 3,414,311	\$ 3,414,312
--	--------------	--------------

Educational and General Space Support.

TEXAS A&M UNIVERSITY - SAN ANTONIO
(Continued)

B.1.2. Strategy: CCAP REVENUE BONDS Capital Construction Assistance Projects Revenue Bonds.	11,603,698	11,601,570
B.1.3. Strategy: SMALL INSTITUTION SUPPLEMENT	731,221	731,221
Total, Goal B: INFRASTRUCTURE SUPPORT	\$ 15,749,230	\$ 15,747,103
C. Goal: NON-FORMULA SUPPORT Provide Non-formula Support.		
C.1. Objective: INSTRUCTIONAL SUPPORT		
C.1.1. Strategy: EXPANSION FUNDING	\$ 6,599,405	\$ 6,599,405
C.2. Objective: INSTITUTIONAL SUPPORT		
C.2.1. Strategy: INSTITUTIONAL ENHANCEMENT	\$ 3,009,638	\$ 3,009,638
Total, Goal C: NON-FORMULA SUPPORT	\$ 9,609,043	\$ 9,609,043
D. Goal: RESEARCH FUNDS		
D.1.1. Strategy: COMPREHENSIVE RESEARCH FUND ^{1, 2}	\$ 41,714	\$ 41,714
Grand Total, TEXAS A&M UNIVERSITY - SAN ANTONIO	\$ 43,613,806	\$ 43,612,222
Object-of-Expense Informational Listing:		
Salaries and Wages	\$ 8,439,310	\$ 9,498,328
Other Personnel Costs	752,891	683,116
Faculty Salaries (Higher Education Only)	16,936,109	16,386,900
Professional Fees and Services	21,490	21,490
Utilities	3,169,574	3,095,215
Travel	6,886	6,886
Debt Service	11,603,698	11,601,570
Other Operating Expense	1,610,157	1,244,484
Grants	1,073,691	1,074,233
Total, Object-of-Expense Informational Listing	\$ 43,613,806	\$ 43,612,222
Estimated Allocations for Employee Benefits and Debt Service Appropriations Made Elsewhere in this Act:		
<u>Employee Benefits</u>		
Retirement	\$ 2,266,862	\$ 2,339,163
Group Insurance	2,308,125	2,308,125
Social Security	2,169,458	2,238,881
Total, Estimated Allocations for Employee Benefits and Debt Service Appropriations Made Elsewhere in this Act	\$ 6,744,445	\$ 6,886,169

2. Performance Measure Targets. The following is a listing of the key performance target levels for the Texas A&M University - San Antonio. It is the intent of the Legislature that appropriations made by this Act be utilized in the most efficient and effective manner possible to achieve the intended mission of the Texas A&M University - San Antonio. In order to achieve the objectives and service standards established by this Act, the Texas A&M University - San Antonio shall make every effort to attain the following designated key performance target levels associated with each item of appropriation.

	2024	2025
A. Goal: INSTRUCTION/OPERATIONS		
Outcome (Results/Impact):		
Percent of First-time, Full-time, Degree-seeking Freshmen Who Earn a Baccalaureate Degree within Six Academic Years	34%	34.5%
Percent of First-time, Full-time, Degree-seeking Freshmen Who Earn a Baccalaureate Degree within Four Academic Years	19%	19.5%
Persistence Rate of First-time, Full-time, Degree-seeking Freshmen Students after One Academic Year	71.41%	71.91%
Certification Rate of Teacher Education Graduates	69%	69.5%
Percent of Baccalaureate Graduates Who Are First Generation College Graduates	78.5%	79%
Percent of Incoming Full-time Undergraduate Transfer Students Who Graduate within Four Years	66%	66.5%
Percent of Incoming Full-time Undergraduate Transfer Students Who Graduate within Two Years	23%	23.5%
Percent of Lower Division Semester Credit Hours Taught by Tenured or Tenure-Track Faculty	23.32%	23.82%

TEXAS A&M UNIVERSITY - SAN ANTONIO
(Continued)

A.1.1. Strategy: OPERATIONS SUPPORT

Efficiencies:

Administrative Cost As a Percent of Total Expenditures	11%	11%
Average Cost of Resident Undergraduate Tuition and Fees for 15 Semester Credit Hours	4,546.77	4,546.77

Explanatory:

Average Financial Aid Award Per Full-Time Student	10,112	10,112
Percent of Full-Time Students Receiving Financial Aid	91%	91%

3. Expansion Funding - Texas A&M University - San Antonio. It is the intent of the legislature that non-formula General Revenue operations funding in Strategy C.1.1, Expansion Funding for Texas A&M University - San Antonio will be phased out by one-fourth over the four biennia following the biennium the institution reaches 6,000 full-time student equivalents.

¹ Incorporates Special Provisions Relating Only to State Agencies of Higher Education, Section 58, relating to Higher Education Affordability resulting in increases of \$2,107,846 out of General Revenue Funds and 69.2 FTEs each fiscal year of the 2024-25 biennium.

² Incorporates Article IX, §18.16, 88th Legislature, Regular Session, relating to Contingency Funding for House Bill 1595 and House Joint Resolution 3, resulting in an increase of \$3,775 out of General Revenue Funds each fiscal year of the biennium.

TEXAS A&M INTERNATIONAL UNIVERSITY

	For the Years Ending	
	August 31, 2024	August 31, 2025
Method of Financing:		
General Revenue Fund ^{1,2}	\$ 45,342,063	\$ 45,339,501
<u>General Revenue Fund - Dedicated</u>		
Estimated Board Authorized Tuition Increases Account No. 704	\$ 747,125	\$ 747,125
Estimated Other Educational and General Income Account No. 770	<u>9,764,202</u>	<u>9,770,743</u>
Subtotal, General Revenue Fund - Dedicated	<u>\$ 10,511,327</u>	<u>\$ 10,517,868</u>
Total, Method of Financing	<u>\$ 55,853,390</u>	<u>\$ 55,857,369</u>
Items of Appropriation:		
1. Educational and General State Support	\$ 55,853,390	\$ 55,857,369
Grand Total, TEXAS A&M INTERNATIONAL UNIVERSITY	<u>\$ 55,853,390</u>	<u>\$ 55,857,369</u>

This bill pattern represents an estimated 34.2% of this agency's estimated total available funds for the biennium.

Number of Full-Time-Equivalents (FTE)- Appropriated Funds¹	523.5	523.5
--	-------	-------

1. Informational Listing of Appropriated Funds. The appropriations made above for Educational and General State Support are subject to the special and general provisions of this Act and include the following amounts for the purposes indicated.

A. Goal: INSTRUCTION/OPERATIONS

Provide Instructional and Operations Support.

A.1.1. Strategy: OPERATIONS SUPPORT¹	\$ 24,170,884	\$ 24,170,884
A.1.2. Strategy: TEACHING EXPERIENCE SUPPLEMENT¹	620,057	620,057
A.1.3. Strategy: STAFF GROUP INSURANCE PREMIUMS	1,032,736	1,032,736
A.1.4. Strategy: WORKERS' COMPENSATION INSURANCE	26,391	26,391
A.1.5. Strategy: UNEMPLOYMENT COMPENSATION INSURANCE	199	199
A.1.6. Strategy: TEXAS PUBLIC EDUCATION GRANTS	1,454,758	1,458,517

TEXAS A&M INTERNATIONAL UNIVERSITY
(Continued)

A.1.7. Strategy: CRU FUNDING ¹	<u>1,307,827</u>	<u>1,307,827</u>
Performance-based Funding For Comprehensive Universities.		
Total, Goal A: INSTRUCTION/OPERATIONS	\$ 28,612,852	\$ 28,616,611
B. Goal: INFRASTRUCTURE SUPPORT		
Provide Infrastructure Support.		
B.1.1. Strategy: E&G SPACE SUPPORT ¹	\$ 4,703,877	\$ 4,703,877
Educational and General Space Support.		
B.1.2. Strategy: CCAP REVENUE BONDS	10,886,187	10,886,407
Capital Construction Assistance Projects Revenue Bonds.		
B.1.3. Strategy: SMALL INSTITUTION SUPPLEMENT	<u>475,807</u>	<u>475,807</u>
Total, Goal B: INFRASTRUCTURE SUPPORT	\$ 16,065,871	\$ 16,066,091
C. Goal: NON-FORMULA SUPPORT		
Provide Non-formula Support.		
C.1. Objective: INSTRUCTIONAL SUPPORT		
C.1.1. Strategy: ACADEMIC AND STUDENT SUPPORT	\$ 1,034,274	\$ 1,034,274
C.1.2. Strategy: OUTREACH AND ENROLLMENT	520,714	520,714
C.1.3. Strategy: PATH TO ACADEMIC & STUDENT SUCCESS	3,000,000	3,000,000
Path to Academic and Student Success.		
C.1.4. Strategy: CLINICAL LAB & OCCUPATIONAL THERAPY	2,000,000	2,000,000
Clinical Lab Sciences And Occupational Therapy.		
C.2. Objective: PUBLIC SERVICE		
C.2.1. Strategy: INSTITUTE FOR INTERNATIONAL TRADE	\$ 126,870	\$ 126,870
C.2.2. Strategy: SMALL BUSINESS DEVELOPMENT CENTER	119,380	119,380
C.3. Objective: INSTITUTIONAL SUPPORT		
C.3.1. Strategy: INSTITUTIONAL ENHANCEMENT	<u>\$ 4,027,804</u>	<u>\$ 4,027,804</u>
Total, Goal C: NON-FORMULA SUPPORT	\$ 10,829,042	\$ 10,829,042
D. Goal: RESEARCH FUNDS		
D.1.1. Strategy: COMPREHENSIVE RESEARCH FUND ^{1,2}	<u>\$ 345,625</u>	<u>\$ 345,625</u>
Grand Total, TEXAS A&M INTERNATIONAL UNIVERSITY	<u>\$ 55,853,390</u>	<u>\$ 55,857,369</u>
Object-of-Expense Informational Listing:		
Salaries and Wages	\$ 15,012,425	\$ 15,031,831
Other Personnel Costs	1,379,555	1,390,396
Faculty Salaries (Higher Education Only)	23,149,909	23,377,543
Professional Salaries - Faculty Equivalent (Higher Education Only)	419,269	244,514
Professional Fees and Services	18,340	15,063
Consumable Supplies	113,219	51,905
Debt Service	10,886,187	10,886,407
Other Operating Expense	3,419,728	3,401,193
Grants	<u>1,454,758</u>	<u>1,458,517</u>
Total, Object-of-Expense Informational Listing	<u>\$ 55,853,390</u>	<u>\$ 55,857,369</u>
Estimated Allocations for Employee Benefits and Debt Service Appropriations Made Elsewhere in this Act:		
<u>Employee Benefits</u>		
Retirement	\$ 2,178,833	\$ 2,239,012
Group Insurance	3,484,739	3,484,739
Social Security	<u>2,362,726</u>	<u>2,438,333</u>
Total, Estimated Allocations for Employee Benefits and Debt Service Appropriations Made Elsewhere in this Act	<u>\$ 8,026,298</u>	<u>\$ 8,162,084</u>

2. Performance Measure Targets. The following is a listing of the key performance target levels for the Texas A&M International University. It is the intent of the Legislature that appropriations made by this Act be utilized in the most efficient and effective manner possible

TEXAS A&M INTERNATIONAL UNIVERSITY
(Continued)

to achieve the intended mission of the Texas A&M International University. In order to achieve the objectives and service standards established by this Act, the Texas A&M International University shall make every effort to attain the following designated key performance target levels associated with each item of appropriation.

	<u>2024</u>	<u>2025</u>
A. Goal: INSTRUCTION/OPERATIONS		
Outcome (Results/Impact):		
Percent of First-time, Full-time, Degree-seeking Freshmen Who Earn a Baccalaureate Degree within Six Academic Years	49.47%	49.75%
Percent of First-time, Full-time, Degree-seeking Freshmen Who Earn a Baccalaureate Degree within Four Academic Years	31.26%	31.49%
Persistence Rate of First-time, Full-time, Degree-seeking Freshmen Students after One Academic Year	78.29%	79.68%
Certification Rate of Teacher Education Graduates	94.14%	94.74%
Percent of Baccalaureate Graduates Who Are First Generation College Graduates	64.75%	65%
Percent of Incoming Full-time Undergraduate Transfer Students Who Graduate within Four Years	64.28%	64.44%
Percent of Incoming Full-time Undergraduate Transfer Students Who Graduate within Two Years	19.46%	19.86%
Percent of Lower Division Semester Credit Hours Taught by Tenured or Tenure-Track Faculty	29.9%	30%
State Licensure Pass Rate of Nursing Graduates	98.64%	98.74%
Dollar Value of External or Sponsored Research Funds (in Millions)	3.5	4
A.1.1. Strategy: OPERATIONS SUPPORT		
Efficiencies:		
Administrative Cost as a Percent of Total Expenditures	5.4%	5.4%
Average Cost of Resident Undergraduate Tuition And Fees For 15 Semester Credit Hours	4,724	4,724
Explanatory:		
Average Student Loan Debt	7,969	7,969
Percent of Students with Student Loan Debt	51%	51%
Average Financial Aid Award Per Full-Time Student	10,680	10,680
Percent of Full-Time Students Receiving Financial Aid	94%	94%

3. Path to Academic and Student Success. Out of funds appropriated to Texas A&M International University in Strategy C.1.3, Path to Academic and Student Success, \$3,000,000 in General Revenue in 2024 and \$3,000,000 in General Revenue in fiscal year 2025 will be used for the Path to Academic and Student Success program.

4. Clinical Laboratory and Occupational Therapy Programs. Out of funds appropriated above to Texas A&M International University in Strategy C.1.4, Clinical Lab and Occupational Therapy, \$2,000,000 in General Revenue in fiscal year 2024, and \$2,000,000 in General Revenue in fiscal year 2025 will be used to support the Clinical Laboratory and Occupational Therapy Programs at Texas A&M International University.

¹ Incorporates Special Provisions Relating Only to State Agencies of Higher Education, Section 58, relating to Higher Education Affordability resulting in increases of \$2,708,905 out of General Revenue Funds and 83.3 FTEs each fiscal year of the 2024-25 biennium.

² Incorporates Article IX, §18.16, 88th Legislature, Regular Session, relating to Contingency Funding for House Bill 1595 and House Joint Resolution 3, resulting in an increase of \$58,416 out of General Revenue Funds each fiscal year of the biennium.

WEST TEXAS A&M UNIVERSITY

	For the Years Ending	
	August 31, 2024	August 31, 2025
Method of Financing:		
General Revenue Fund ^{1,2}	\$ 42,743,572	\$ 42,722,053
<u>General Revenue Fund - Dedicated</u>		
Estimated Board Authorized Tuition Increases Account No. 704	\$ 1,675,882	\$ 1,675,882

WEST TEXAS A&M UNIVERSITY
(Continued)

Estimated Other Educational and General Income Account No. 770	10,256,387	10,283,992
Subtotal, General Revenue Fund - Dedicated	\$ 11,932,269	\$ 11,959,874
Total, Method of Financing	\$ 54,675,841	\$ 54,681,927
Items of Appropriation:		
1. Educational and General State Support	\$ 54,675,841	\$ 54,681,927
Grand Total, WEST TEXAS A&M UNIVERSITY	\$ 54,675,841	\$ 54,681,927

This bill pattern represents an estimated 26.1% of this agency's estimated total available funds for the biennium.

Number of Full-Time-Equivalents (FTE)- Appropriated Funds¹	528.1	528.1
--	-------	-------

- 1. Informational Listing of Appropriated Funds.** The appropriations made above for Educational and General State Support are subject to the special and general provisions of this Act and include the following amounts for the purposes indicated.

A. Goal: INSTRUCTION/OPERATIONS

Provide Instructional and Operations Support.

A.1.1. Strategy: OPERATIONS SUPPORT ¹	\$ 26,630,697	\$ 26,630,697
A.1.2. Strategy: TEACHING EXPERIENCE SUPPLEMENT ¹	738,134	738,134
A.1.3. Strategy: STAFF GROUP INSURANCE PREMIUMS	1,848,983	1,848,983
A.1.4. Strategy: WORKERS' COMPENSATION INSURANCE	33,500	34,000
 A.1.5. Strategy: UNEMPLOYMENT COMPENSATION INSURANCE	 18,070	 18,070
A.1.6. Strategy: TEXAS PUBLIC EDUCATION GRANTS	1,400,530	1,408,729
A.1.7. Strategy: ORGANIZED ACTIVITIES	94,884	94,884
A.1.8. Strategy: CRU FUNDING ¹	1,304,323	1,304,323
Performance-based Funding For Comprehensive Universities.		

Total, Goal A: INSTRUCTION/OPERATIONS	\$ 32,069,121	\$ 32,077,820
--	---------------	---------------

B. Goal: INFRASTRUCTURE SUPPORT

Provide Infrastructure Support.

B.1.1. Strategy: E&G SPACE SUPPORT ¹ Educational and General Space Support.	\$ 4,560,964	\$ 4,560,964
B.1.2. Strategy: CCAP REVENUE BONDS Capital Construction Assistance Projects Revenue Bonds.	8,449,211	8,446,598
B.1.3. Strategy: SMALL INSTITUTION SUPPLEMENT	199,591	199,591

Total, Goal B: INFRASTRUCTURE SUPPORT	\$ 13,209,766	\$ 13,207,153
--	---------------	---------------

C. Goal: NON-FORMULA SUPPORT

Provide Non-formula Support.

C.1. Objective: INSTRUCTIONAL SUPPORT

C.1.1. Strategy: ELECTRICAL ENGINEERING PROGRAM	\$ 262,874	\$ 262,874
---	------------	------------

C.2. Objective: RESEARCH

C.2.1. Strategy: KILLGORE RESEARCH CENTER	\$ 21,658	\$ 21,658
C.2.2. Strategy: INDUSTRY SUPPORT & DEVELOPMENT Agriculture Industry Support and Development.	432,844	432,844
C.2.3. Strategy: INTEGRATED PEST MANAGEMENT Integrated Crop Pest Management.	64,925	64,925
C.2.4. Strategy: ADVANCING FOOD ANIMAL PRODUCTION Advancing Food Animal Production in the Panhandle.	5,000,000	5,000,000

C.3. Objective: PUBLIC SERVICE

C.3.1. Strategy: PANHANDLE-PLAINS MUSEUM Panhandle-Plains Historical Museum.	\$ 266,537	\$ 266,537
C.3.2. Strategy: RURAL AGRI-BUSINESS Rural Agri-Business Incubator & Accelerator.	492,638	492,638
C.3.3. Strategy: SMALL BUSINESS DEVELOPMENT CENTER	135,377	135,377

WEST TEXAS A&M UNIVERSITY
(Continued)

C.4. Objective: INSTITUTIONAL SUPPORT		
C.4.1. Strategy: INSTITUTIONAL ENHANCEMENT	\$ 2,203,318	\$ 2,203,318
Total, Goal C: NON-FORMULA SUPPORT	\$ 8,880,171	\$ 8,880,171
D. Goal: RESEARCH FUNDS		
D.1.1. Strategy: COMPREHENSIVE RESEARCH FUND ^{1,2}	\$ 516,783	\$ 516,783
Grand Total, WEST TEXAS A&M UNIVERSITY	<u>\$ 54,675,841</u>	<u>\$ 54,681,927</u>

Object-of-Expense Informational Listing:

Salaries and Wages	\$ 14,787,369	\$ 14,894,394
Other Personnel Costs	406,920	324,876
Faculty Salaries (Higher Education Only)	19,017,479	22,670,174
Professional Salaries - Faculty Equivalent (Higher Education Only)	118,424	198,045
Professional Fees and Services	689,069	601,609
Fuels and Lubricants	56,973	7,416
Consumable Supplies	367,112	39,173
Utilities	56,593	46,596
Travel	32,127	12,792
Rent - Machine and Other	22,446	349
Debt Service	8,449,211	8,446,598
Other Operating Expense	8,771,404	5,956,607
Client Services	115,221	21,500
Grants	1,400,530	1,408,729
Capital Expenditures	<u>384,963</u>	<u>53,069</u>
Total, Object-of-Expense Informational Listing	<u>\$ 54,675,841</u>	<u>\$ 54,681,927</u>

Estimated Allocations for Employee Benefits and Debt Service Appropriations Made Elsewhere in this Act:

Employee Benefits

Retirement	\$ 2,883,230	\$ 2,950,604
Group Insurance	5,499,734	5,499,734
Social Security	<u>2,691,238</u>	<u>2,777,358</u>

Total, Estimated Allocations for Employee Benefits and Debt Service Appropriations Made Elsewhere in this Act

<u>\$ 11,074,202</u>	<u>\$ 11,227,696</u>
----------------------	----------------------

2. Performance Measure Targets. The following is a listing of the key performance target levels for the West Texas A&M University. It is the intent of the Legislature that appropriations made by this Act be utilized in the most efficient and effective manner possible to achieve the intended mission of the West Texas A&M University. In order to achieve the objectives and service standards established by this Act, the West Texas A&M University shall make every effort to attain the following designated key performance target levels associated with each item of appropriation.

	<u>2024</u>	<u>2025</u>
A. Goal: INSTRUCTION/OPERATIONS		
Outcome (Results/Impact):		
Percent of First-time, Full-time, Degree-seeking Freshmen Who Earn a Baccalaureate Degree within Six Academic Years	47.79%	48.5%
Percent of First-time, Full-time, Degree-seeking Freshmen Who Earn a Baccalaureate Degree within Four Academic Years	33.15%	33.65%
Persistence Rate of First-time, Full-time, Degree-seeking Freshmen Students after One Academic Year	59.35%	59.94%
Certification Rate of Teacher Education Graduates	96.7%	96.7%
Percent of Baccalaureate Graduates Who Are First Generation College Graduates	52.95%	54.01%
Percent of Incoming Full-time Undergraduate Transfer Students Who Graduate within Four Years	59.65%	60.25%
Percent of Incoming Full-time Undergraduate Transfer Students Who Graduate within Two Years	25.04%	25.29%
Percent of Lower Division Semester Credit Hours Taught by Tenured or Tenure-Track Faculty	40.11%	40.92%
State Licensure Pass Rate of Engineering Graduates	53.06%	54.12%
State Licensure Pass Rate of Nursing Graduates	94.4%	94.4%
Dollar Value of External or Sponsored Research Funds (in Millions)	2.53	2.58

WEST TEXAS A&M UNIVERSITY
(Continued)

A.1.1. Strategy: OPERATIONS SUPPORT

Efficiencies:

Administrative Cost as a Percent of Total Expenditures	8.77%	8.77%
Average Cost of Resident Undergraduate Tuition and Fees for 15 Semester Credit Hours	4,602	4,602

Explanatory:

Average Student Loan Debt	24,637	24,637
Percent of Students with Student Loan Debt	61.2%	61.2%
Average Financial Aid Award Per Full-Time Student	10,456	10,456
Percent of Full-Time Students Receiving Financial Aid	95.7%	95.7%

3. Electrical Engineering Program. Out of funds appropriated to West Texas A&M University in Strategy C.1.1, Electrical Engineering Program, \$262,874 in General Revenue in fiscal year 2024 and \$262,874 in General Revenue in fiscal year 2025 will be used for the Electrical Engineering Program.

¹ Incorporates Special Provisions Relating Only to State Agencies of Higher Education, Section 58, relating to Higher Education Affordability resulting in increases of \$2,781,343 out of General Revenue Funds and 84.6 FTEs each fiscal year of the 2024-25 biennium.

² Incorporates Article IX, §18.16, 88th Legislature, Regular Session, relating to Contingency Funding for House Bill 1595 and House Joint Resolution 3, resulting in an increase of \$74,692 out of General Revenue Funds each fiscal year of the biennium.

TEXAS A&M UNIVERSITY - COMMERCE

	For the Years Ending	
	August 31, 2024	August 31, 2025
Method of Financing:		
General Revenue Fund ^{1, 2}	\$ 53,319,471	\$ 53,307,323
<u>General Revenue Fund - Dedicated</u>		
Estimated Board Authorized Tuition Increases Account No. 704	\$ 2,720,000	\$ 2,720,000
Estimated Other Educational and General Income Account No. 770	<u>7,921,051</u>	<u>7,932,027</u>
Subtotal, General Revenue Fund - Dedicated	<u>\$ 10,641,051</u>	<u>\$ 10,652,027</u>
Total, Method of Financing	<u>\$ 63,960,522</u>	<u>\$ 63,959,350</u>
Items of Appropriation:		
1. Educational and General State Support	\$ 63,960,522	\$ 63,959,350
Grand Total, TEXAS A&M UNIVERSITY - COMMERCE	<u>\$ 63,960,522</u>	<u>\$ 63,959,350</u>

This bill pattern represents an estimated 31.1% of this agency's estimated total available funds for the biennium.

Number of Full-Time-Equivalents (FTE)- Appropriated Funds¹	743.7	743.7
--	-------	-------

1. Informational Listing of Appropriated Funds. The appropriations made above for Educational and General State Support are subject to the special and general provisions of this Act and include the following amounts for the purposes indicated.

A. Goal: INSTRUCTION/OPERATIONS

Provide Instructional and Operations Support.

A.1.1. Strategy: OPERATIONS SUPPORT¹	\$ 41,081,649	\$ 41,081,649
A.1.2. Strategy: TEACHING EXPERIENCE SUPPLEMENT¹	656,815	656,815
A.1.3. Strategy: STAFF GROUP INSURANCE PREMIUMS	2,321,516	2,321,516
A.1.4. Strategy: WORKERS' COMPENSATION INSURANCE	80,921	80,921
A.1.5. Strategy: UNEMPLOYMENT COMPENSATION INSURANCE	20,150	20,150
A.1.6. Strategy: TEXAS PUBLIC EDUCATION GRANTS	1,677,401	1,680,253

TEXAS A&M UNIVERSITY - COMMERCE
(Continued)

A.1.7. Strategy: ORGANIZED ACTIVITIES	116,205	116,205
A.1.8. Strategy: CRU FUNDING ¹	1,413,896	1,413,896
Performance-based Funding For Comprehensive Universities.		
Total, Goal A: INSTRUCTION/OPERATIONS	\$ 47,368,553	\$ 47,371,405
B. Goal: INFRASTRUCTURE SUPPORT		
Provide Infrastructure Support.		
B.1.1. Strategy: E&G SPACE SUPPORT ¹	\$ 4,781,063	\$ 4,781,063
Educational and General Space Support.		
B.1.2. Strategy: CCAP REVENUE BONDS	9,194,094	9,190,070
Capital Construction Assistance Projects Revenue Bonds.		
Total, Goal B: INFRASTRUCTURE SUPPORT	\$ 13,975,157	\$ 13,971,133
C. Goal: NON-FORMULA SUPPORT		
Provide Non-formula Support.		
C.1. Objective: INSTRUCTIONAL		
C.1.1. Strategy: INDUSTRIAL ENGINEERING PROGRAM	\$ 62,163	\$ 62,163
Bachelor of Science Degree Program in Industrial Engineering.		
C.1.2. Strategy: COMPETENCY-BASED EDUCATION	433,288	433,288
C.2. Objective: PUBLIC SERVICE		
C.2.1. Strategy: EDUCATIONAL OUTREACH	\$ 286,934	\$ 286,934
Mesquite/Metroplex/Northeast Texas.		
C.3. Objective: INSTITUTIONAL SUPPORT		
C.3.1. Strategy: INSTITUTIONAL ENHANCEMENT	\$ 1,621,163	\$ 1,621,163
Total, Goal C: NON-FORMULA SUPPORT	\$ 2,403,548	\$ 2,403,548
D. Goal: RESEARCH FUNDS		
D.1.1. Strategy: COMPREHENSIVE RESEARCH FUND ^{1,2}	\$ 213,264	\$ 213,264
Grand Total, TEXAS A&M UNIVERSITY - COMMERCE	\$ 63,960,522	\$ 63,959,350
Object-of-Expense Informational Listing:		
Salaries and Wages	\$ 16,211,565	\$ 15,824,606
Other Personnel Costs	345,321	298,850
Faculty Salaries (Higher Education Only)	30,579,048	30,990,758
Professional Salaries - Faculty Equivalent (Higher Education Only)	335,408	185,957
Professional Fees and Services	4,722	60,007
Fuels and Lubricants	1,148	1,460
Consumable Supplies	3,884	1,556
Utilities	313	2,390
Travel	1,438	22,031
Rent - Building	5,143	1,041
Rent - Machine and Other	0	6,648
Debt Service	9,194,094	9,190,070
Other Operating Expense	5,601,037	5,693,723
Grants	1,677,401	1,680,253
Total, Object-of-Expense Informational Listing	\$ 63,960,522	\$ 63,959,350
Estimated Allocations for Employee Benefits and Debt Service Appropriations Made Elsewhere in this Act:		
<u>Employee Benefits</u>		
Retirement	\$ 3,533,093	\$ 3,651,083
Group Insurance	7,311,408	7,311,408
Social Security	3,604,180	3,719,513
Total, Estimated Allocations for Employee Benefits and Debt Service Appropriations Made Elsewhere in this Act	\$ 14,448,681	\$ 14,682,004

2. Performance Measure Targets. The following is a listing of the key performance target levels for the Texas A&M University - Commerce. It is the intent of the Legislature that appropriations made by this Act be utilized in the most efficient and effective manner possible

TEXAS A&M UNIVERSITY - COMMERCE
(Continued)

to achieve the intended mission of the Texas A&M University - Commerce. In order to achieve the objectives and service standards established by this Act, the Texas A&M University - Commerce shall make every effort to attain the following designated key performance target levels associated with each item of appropriation.

	2024	2025
A. Goal: INSTRUCTION/OPERATIONS		
Outcome (Results/Impact):		
Percent of First-time, Full-time, Degree-seeking Freshmen Who Earn a Baccalaureate Degree within Six Academic Years	40.7%	40.8%
Percent of First-time, Full-time, Degree-seeking Freshmen Who Earn a Baccalaureate Degree within Four Academic Years	27.16%	27.67%
Persistence Rate of First-time, Full-time, Degree-seeking Freshmen Students after One Academic Year	59.12%	59.96%
Certification Rate of Teacher Education Graduates	87.6%	88%
Percent of Baccalaureate Graduates Who Are First Generation College Graduates	58.15%	58.93%
Percent of Incoming Full-time Undergraduate Transfer Students Who Graduate within Four Years	64%	64.5%
Percent of Incoming Full-time Undergraduate Transfer Students Who Graduate within Two Years	46.3%	48.07%
Percent of Lower Division Semester Credit Hours Taught by Tenured or Tenure-Track Faculty	40.07%	41.08%
State Licensure Pass Rate of Nursing Graduates	95%	95.25%
Dollar Value of External or Sponsored Research Funds (in Millions)	3.06	3.08
A.1.1. Strategy: OPERATIONS SUPPORT		
Efficiencies:		
Administrative Cost as a Percent of Total Expenditures	8.25%	8.03%
Average Cost of Resident Undergraduate Tuition And Fees For 15 Semester Credit Hours	4,963	4,963
Explanatory:		
Percent of Students with Student Loan Debt	61.5%	61.5%
Average Financial Aid Award Per Full-Time Student	14,611.27	15,173.02
Percent of Full-Time Students Receiving Financial Aid	96%	96%

3. Institute for Competency-Based Education. Out of funds appropriated to Texas A&M University - Commerce in Strategy C.1.2, Institute for Competency-Based Education, \$433,288 in General Revenue in fiscal year 2024 and \$433,288 in General Revenue in fiscal year 2025 will be used for the Institute for Competency-Based Education.

¹ Incorporates Special Provisions Relating Only to State Agencies of Higher Education, Section 58, relating to Higher Education Affordability resulting in increases of \$3,532,032 out of General Revenue Funds and 102.2 FTEs each fiscal year of the 2024-25 biennium.

² Incorporates Article IX, §18.16, 88th Legislature, Regular Session, relating to Contingency Funding for House Bill 1595 and House Joint Resolution 3, resulting in a decrease of \$42,346 out of General Revenue Funds each fiscal year of the biennium.

TEXAS A&M UNIVERSITY - TEXARKANA

	For the Years Ending	
	August 31, 2024	August 31, 2025
Method of Financing:		
General Revenue Fund ^{1, 2}	\$ 31,862,876	\$ 31,860,297
General Revenue Fund - Dedicated		
Estimated Board Authorized Tuition Increases Account No. 704	\$ 112,115	\$ 112,115
Estimated Other Educational and General Income Account No. 770	2,294,966	2,303,263
Subtotal, General Revenue Fund - Dedicated	\$ 2,407,081	\$ 2,415,378
Total, Method of Financing	\$ 34,269,957	\$ 34,275,675
Items of Appropriation:		
1. Educational and General State Support	\$ 34,269,957	\$ 34,275,675
Grand Total, TEXAS A&M UNIVERSITY - TEXARKANA	\$ 34,269,957	\$ 34,275,675

TEXAS A&M UNIVERSITY - TEXARKANA
(Continued)

This bill pattern represents an estimated 53.2% of this agency's estimated total available funds for the biennium.

Number of Full-Time-Equivalents (FTE)-Appropriated Funds¹ 245.5 245.5

1. Informational Listing of Appropriated Funds. The appropriations made above for Educational and General State Support are subject to the special and general provisions of this Act and include the following amounts for the purposes indicated.

A. Goal: INSTRUCTION/OPERATIONS

Provide Instructional and Operations Support.

A.1.1. Strategy: OPERATIONS SUPPORT ¹	\$ 5,071,749	\$ 5,071,749
A.1.2. Strategy: TEACHING EXPERIENCE SUPPLEMENT ¹	200,113	200,113
A.1.3. Strategy: STAFF GROUP INSURANCE PREMIUMS	242,673	242,673
A.1.4. Strategy: TEXAS PUBLIC EDUCATION GRANTS	330,087	332,638
A.1.5. Strategy: CRU FUNDING ¹	<u>517,562</u>	<u>517,562</u>

Performance-based Funding For Comprehensive Universities.

Total, Goal A: INSTRUCTION/OPERATIONS \$ 6,362,184 \$ 6,364,735

B. Goal: INFRASTRUCTURE SUPPORT

Provide Infrastructure Support.

B.1.1. Strategy: E&G SPACE SUPPORT ¹	\$ 1,155,844	\$ 1,155,844
Educational and General Space Support.		
B.1.2. Strategy: CCAP REVENUE BONDS	11,439,433	11,442,600
Capital Construction Assistance Projects Revenue Bonds.		
B.1.3. Strategy: LEASE OF FACILITIES	13,700	13,700
B.1.4. Strategy: SMALL INSTITUTION SUPPLEMENT	<u>1,316,567</u>	<u>1,316,567</u>

Total, Goal B: INFRASTRUCTURE SUPPORT \$ 13,925,544 \$ 13,928,711

C. Goal: NON-FORMULA SUPPORT

Provide Non-formula Support.

C.1. Objective: INSTRUCTIONAL SUPPORT

C.1.1. Strategy: ACADEMIC PROGRAMS	\$ 331,620	\$ 331,620
C.1.2. Strategy: NURSING PROGRAM	955,305	955,305
C.1.3. Strategy: EXPANSION FUNDING	1,119,159	1,119,159
C.1.4. Strategy: NE TEXAS EDUCATION PARTNERSHIP	32,825	32,825
Northeast Texas Education Partnership.		
C.1.5. Strategy: STUDENT SUCCESS PROGRAM	497,508	497,508

C.2. Objective: PUBLIC SERVICE

C.2.1. Strategy: BETTER EAST TEXAS INITIATIVE	\$ 6,610,000	\$ 6,610,000
--	--------------	--------------

C.3. Objective: INSTITUTIONAL SUPPORT

C.3.1. Strategy: INSTITUTIONAL ENHANCEMENT	<u>\$ 4,432,396</u>	<u>\$ 4,432,396</u>
---	---------------------	---------------------

Total, Goal C: NON-FORMULA SUPPORT \$ 13,978,813 \$ 13,978,813

D. Goal: RESEARCH FUNDS

D.1.1. Strategy: COMPREHENSIVE RESEARCH FUND ^{1,2}	<u>\$ 3,416</u>	<u>\$ 3,416</u>
--	-----------------	-----------------

Grand Total, TEXAS A&M UNIVERSITY - TEXARKANA \$ 34,269,957 \$ 34,275,675

Object-of-Expense Informational Listing:

Salaries and Wages	\$ 5,156,492	\$ 6,941,702
Other Personnel Costs	1,015,112	1,312,358
Faculty Salaries (Higher Education Only)	10,244,429	9,735,399
Professional Salaries - Faculty Equivalent (Higher Education Only)	97,124	0
Professional Fees and Services	95,317	294,500
Consumable Supplies	6,545	17,750
Utilities	229,307	0
Travel	13,358	20,299
Rent - Building	16,207	20,013
Rent - Machine and Other	14,482	45,922
Debt Service	11,439,433	11,442,600

TEXAS A&M UNIVERSITY - TEXARKANA
(Continued)

Other Operating Expense	4,668,617	3,747,435
Grants	330,087	332,638
Capital Expenditures	943,447	365,059

Total, Object-of-Expense Informational Listing \$ 34,269,957 \$ 34,275,675

Estimated Allocations for Employee Benefits and Debt Service Appropriations Made Elsewhere in this Act:

Employee Benefits

Retirement	\$ 1,184,763	\$ 1,224,496
Group Insurance	2,255,191	2,255,191
Social Security	1,169,478	1,206,902

Total, Estimated Allocations for Employee Benefits and Debt Service Appropriations Made Elsewhere in this Act \$ 4,609,432 \$ 4,686,589

2. Performance Measure Targets. The following is a listing of the key performance target levels for the Texas A&M University - Texarkana. It is the intent of the Legislature that appropriations made by this Act be utilized in the most efficient and effective manner possible to achieve the intended mission of the Texas A&M University - Texarkana. In order to achieve the objectives and service standards established by this Act, the Texas A&M University - Texarkana shall make every effort to attain the following designated key performance target levels associated with each item of appropriation.

	2024	2025
A. Goal: INSTRUCTION/OPERATIONS		
Outcome (Results/Impact):		
Percent of First-time, Full-time, Degree-seeking Freshmen Who Earn a Baccalaureate Degree within Six Academic Years	24.43%	24.91%
Percent of First-time, Full-time, Degree-seeking Freshmen Who Earn a Baccalaureate Degree within Four Academic Years	19.81%	20.19%
Persistence Rate of First-time, Full-time, Degree-seeking Freshmen Students after One Academic Year	60.46%	61.64%
Certification Rate of Teacher Education Graduates	96.2%	98.07%
Percent of Baccalaureate Graduates Who Are First Generation College Graduates	41.42%	42.22%
Percent of Incoming Full-time Undergraduate Transfer Students Who Graduate within Four Years	56.05%	57.14%
Percent of Incoming Full-time Undergraduate Transfer Students Who Graduate within Two Years	36.49%	37.2%
Percent of Lower Division Semester Credit Hours Taught by Tenured or Tenure-Track Faculty	57.36%	58.48%
Dollar Value of External or Sponsored Research Funds (in Millions)	0.01	0.01
A.1.1. Strategy: OPERATIONS SUPPORT		
Efficiencies:		
Administrative Cost as a Percent of Total Expenditures	12%	12%
Average Cost of Resident Undergraduate Tuition And Fees For 15 Semester Credit Hours	4,448	4,448
Explanatory:		
Average Student Loan Debt	21,842	21,842
Percent of Students with Student Loan Debt	52%	52%
Average Financial Aid Award Per Full-Time Student	10,932	11,002
Percent of Full-Time Students Receiving Financial Aid	89%	90%

3. Scholarship Match. Out of the funds appropriated above, funds may be used to provide a match for funds collected by a two dollar per semester credit hour fee for a student endowment scholarship and internship program adopted by student referendum, pursuant to Education Code §56.242.

4. Expansion Funding - Texas A&M University - Texarkana. It is the intent of the legislature that non-formula General Revenue operations funding in Strategy C.1.3, Expansion Funding for Texas A&M University - Texarkana will be phased out by one-fourth over the four biennia following the biennium the institution reaches 6,000 full-time student equivalents.

5. Student Success Program. Out of funds appropriated to Texas A&M University - Texarkana in Strategy C.1.5, Student Success Program, \$497,508 in General Revenue in fiscal year 2024 and \$497,508 in General Revenue in fiscal year 2025 will be used for the Student Success Program.

TEXAS A&M UNIVERSITY - TEXARKANA
(Continued)

6. Nursing Program. Out of funds appropriated to Texas A&M University - Texarkana in Strategy C.1.2, Nursing Program, \$955,305 in General Revenue in fiscal year 2024 and \$955,305 in General Revenue in fiscal year 2025 will be used for the Nursing Program.

7. Better East Texas Initiative. Out of funds appropriated to Texas A&M University - Texarkana in Strategy C.2.1, Better East Texas Initiative, \$6,610,000 in General Revenue in fiscal year 2024 and \$6,610,000 in General Revenue in fiscal year 2025 will be used for the Better East Texas Initiative.

¹ Incorporates Special Provisions Relating Only to State Agencies of Higher Education, Section 58, relating to Higher Education Affordability resulting in increases of \$824,063 out of General Revenue Funds and 27.6 FTEs each fiscal year of the 2024-25 biennium.

² Incorporates Article IX, §18.16, 88th Legislature, Regular Session, relating to Contingency Funding for House Bill 1595 and House Joint Resolution 3, resulting in an increase of \$552 out of General Revenue Funds each fiscal year of the biennium.

UNIVERSITY OF HOUSTON SYSTEM ADMINISTRATION

	For the Years Ending	
	August 31, 2024	August 31, 2025
Method of Financing:		
General Revenue Fund	\$ 59,847,683	\$ 59,836,780
License Plate Trust Fund Account No. 0802, estimated	\$ 11,238	\$ 11,238
Total, Method of Financing	\$ 59,858,921	\$ 59,848,018
Items of Appropriation:		
1. Educational and General State Support	\$ 59,858,921	\$ 59,848,018
Grand Total, UNIVERSITY OF HOUSTON SYSTEM ADMINISTRATION	\$ 59,858,921	\$ 59,848,018

This bill pattern represents an estimated 81.6% of this agency's estimated total available funds for the biennium.

Number of Full-Time-Equivalents (FTE)- Appropriated Funds	12.9	12.9
--	------	------

1. Informational Listing of Appropriated Funds. The appropriations made above for Educational and General State Support are subject to the special and general provisions of this Act and include the following amounts for the purposes indicated.

A. Goal: INSTRUCTION/OPERATIONS		
Provide Instructional and Operations Support.		
A.1.1. Strategy: SYSTEM OFFICE OPERATIONS	\$ 1,468,759	\$ 1,468,759
B. Goal: INFRASTRUCTURE SUPPORT		
Provide Infrastructure Support.		
B.1.1. Strategy: UH CCAP REVENUE BONDS University of Houston Capital Construction Assistance.	\$ 21,967,439	\$ 21,964,102
B.1.2. Strategy: UH CLEAR LAKE CCAP REVENUE BONDS University of Houston Clear Lake Capital Construction.	9,266,723	9,263,432
B.1.3. Strategy: UH DOWNTOWN CCAP REVENUE BONDS University of Houston Downtown Capital Construction.	9,549,575	9,553,500
B.1.4. Strategy: UH VICTORIA CCAP REVENUE BONDS University of Houston Victoria Capital Construction.	7,760,725	7,748,050

UNIVERSITY OF HOUSTON SYSTEM ADMINISTRATION
(Continued)

B.1.5. Strategy: UH SYSTEM CCAP REVENUE BONDS University of Houston System Capital Construction Assistance.	8,845,700	8,850,175
--	-----------	-----------

Total, Goal B: INFRASTRUCTURE SUPPORT	\$ 57,390,162	\$ 57,379,259
--	---------------	---------------

C. Goal: NON-FORMULA SUPPORT

Provide Non-formula Support.

C.1. Objective: INSTRUCTIONAL SUPPORT

C.1.1. Strategy: TEACHER PREPARATION PROGRAM	\$ 1,000,000	\$ 1,000,000
---	--------------	--------------

Grand Total, UNIVERSITY OF HOUSTON SYSTEM ADMINISTRATION	\$ 59,858,921	\$ 59,848,018
---	---------------	---------------

Object-of-Expense Informational Listing:

Salaries and Wages	\$ 2,461,249	\$ 2,461,249
Other Personnel Costs	5,582	5,582
Debt Service	29,403,818	29,397,770
Other Operating Expense	27,988,272	27,983,417

Total, Object-of-Expense Informational Listing	\$ 59,858,921	\$ 59,848,018
---	---------------	---------------

**Estimated Allocations for Employee Benefits and Debt
Service Appropriations Made Elsewhere in this Act:**

Employee Benefits

Retirement	\$ 121,337	\$ 125,955
Group Insurance	316,329	316,329
Social Security	112,046	115,631

Total, Estimated Allocations for Employee Benefits and Debt Service Appropriations Made Elsewhere in this Act	\$ 549,712	\$ 557,915
--	------------	------------

2. Governing Board. Out of the funds appropriated above, an amount not to exceed \$175,000 in each year of the biennium shall be for all expenses associated with the governing board's duties including, but not limited to: travel, entertainment, lodging, and expenses of state employees who provide services for the governing board.

A separate record of the board's expenditures shall be kept and retained in the same manner as the fiscal records of the institution(s) the board governs. No funds may be used for the governing board's expenses except for the specific amounts designated above. Funds appropriated for the governing board's expenses may be used for any other purpose covered by this Act.

3. Aircraft Authorized. The University of Houston System Administration is authorized to acquire, operate and maintain, including replacing, one passenger airplane. Such airplane should be acquired by gift, if possible, but may be acquired by purchase subject to the authority under Government Code, Chapter 2205. All costs of acquisition, operation and maintenance, including replacement, shall be paid for out of institutional funds. In the event that a temporary need arises, the University of Houston may expend institutional funds for the lease or rental of an aircraft on an as-needed basis.

4. Teacher Preparation Program. Out of funds appropriated to the University of Houston System in Strategy C.1.1, Teacher Preparation Program, \$1,000,000 in General Revenue in fiscal year 2024 and \$1,000,000 in General Revenue in fiscal year 2025 will be used to support the Teacher Preparation Program.

UNIVERSITY OF HOUSTON

	For the Years Ending	
	August 31, 2024	August 31, 2025
Method of Financing:		
General Revenue Fund ^{1, 2, 3}	\$ 183,143,554	\$ 182,978,372
 <u>General Revenue Fund - Dedicated</u>		
Estimated Board Authorized Tuition Increases Account No. 704	\$ 12,540,421	\$ 12,540,421
Estimated Other Educational and General Income Account No. 770	63,856,240	64,052,954
Subtotal, General Revenue Fund - Dedicated	\$ 76,396,661	\$ 76,593,375
License Plate Trust Fund Account No. 0802, estimated	\$ 3,349	\$ 3,349
Total, Method of Financing	\$ 259,543,564	\$ 259,575,096
 Items of Appropriation:		
1. Educational and General State Support	\$ 259,543,564	\$ 259,575,096
Grand Total, UNIVERSITY OF HOUSTON	\$ 259,543,564	\$ 259,575,096

This bill pattern represents an estimated 19.1% of this agency's estimated total available funds for the biennium.

Number of Full-Time-Equivalents (FTE)- Appropriated Funds^{1, 2}	2,014.6	2,014.6
---	---------	---------

1. Informational Listing of Appropriated Funds. The appropriations made above for Educational and General State Support are subject to the special and general provisions of this Act and include the following amounts for the purposes indicated.

A. Goal: INSTRUCTION/OPERATIONS

Provide Instructional and Operations Support.

A.1.1. Strategy: OPERATIONS SUPPORT ¹	\$ 176,658,137	\$ 176,658,136
A.1.2. Strategy: TEACHING EXPERIENCE SUPPLEMENT ¹	2,326,286	2,326,286
A.1.3. Strategy: STAFF GROUP INSURANCE PREMIUMS	7,613,154	7,613,154
A.1.4. Strategy: WORKERS' COMPENSATION INSURANCE	342,931	342,931
A.1.5. Strategy: TEXAS PUBLIC EDUCATION GRANTS	8,104,863	8,136,397

Total, Goal A: INSTRUCTION/OPERATIONS	\$ 195,045,371	\$ 195,076,904
--	----------------	----------------

B. Goal: INFRASTRUCTURE SUPPORT

Provide Infrastructure Support.

B.1.1. Strategy: E&G SPACE SUPPORT ¹ Educational and General Space Support.	\$ 25,265,066	\$ 25,265,065
--	---------------	---------------

C. Goal: NON-FORMULA SUPPORT

Provide Non-formula Support.

C.1. Objective: INSTRUCTIONAL SUPPORT

C.1.1. Strategy: COLLEGE OF PHARMACY	\$ 4,500,000	\$ 4,500,000
---	--------------	--------------

C.2. Objective: RESEARCH

C.2.1. Strategy: COMPLEX SYSTEMS RESEARCH CLUSTER	\$ 449,663	\$ 449,663
C.2.2. Strategy: ENERGY RESEARCH CLUSTER	2,324,892	2,324,892
C.2.3. Strategy: HOBBY SCHOOL OF PUBLIC AFFAIRS William P. Hobby School of Public Affairs.	1,290,339	1,290,339

C.3. Objective: PUBLIC SERVICE

C.3.1. Strategy: SMALL BUSINESS DEVELOPMENT University of Houston Small Business Development Center.	\$ 2,221,704	\$ 2,221,704
C.3.2. Strategy: HEALTH SCIENCES RESEARCH CLUSTER	1,445,114	1,445,114
C.3.3. Strategy: EDUCATION & COMMUNITY ADVANCEMENT Education and Community Advancement.	750,422	750,422
C.3.4. Strategy: MULTICULTURAL SUCCESS Partnership for Multicultural Success.	1,250,000	1,250,000

UNIVERSITY OF HOUSTON
(Continued)

C.4. Objective: INSTITUTIONAL SUPPORT		
C.4.1. Strategy: INSTITUTIONAL ENHANCEMENT ²	\$ 25,000,993	\$ 25,000,993
Total, Goal C: NON-FORMULA SUPPORT	\$ 39,233,127	\$ 39,233,127
Grand Total, UNIVERSITY OF HOUSTON	<u>\$ 259,543,564</u>	<u>\$ 259,575,096</u>

Object-of-Expense Informational Listing:

Salaries and Wages	\$ 80,553,765	\$ 77,483,413
Other Personnel Costs	9,344,504	9,350,003
Faculty Salaries (Higher Education Only)	128,351,493	131,244,531
Professional Salaries - Faculty Equivalent (Higher Education Only)	3,006,008	3,245,819
Professional Fees and Services	271,743	269,423
Consumable Supplies	285,905	288,772
Utilities	96,610	10,120,298
Rent - Building	2,750	2,160
Rent - Machine and Other	499,228	496,969
Other Operating Expense	28,046,851	18,509,004
Client Services	30,632	45,698
Grants	8,104,863	8,136,397
Capital Expenditures	<u>949,212</u>	<u>382,609</u>

Total, Object-of-Expense Informational Listing	<u>\$ 259,543,564</u>	<u>\$ 259,575,096</u>
---	-----------------------	-----------------------

Estimated Allocations for Employee Benefits and Debt Service Appropriations Made Elsewhere in this Act:

Employee Benefits

Retirement	\$ 14,801,830	\$ 15,149,912
Group Insurance	20,940,128	20,940,128
Social Security	<u>15,765,221</u>	<u>16,269,708</u>

Total, Estimated Allocations for Employee Benefits and Debt Service Appropriations Made Elsewhere in this Act	<u>\$ 51,507,179</u>	<u>\$ 52,359,748</u>
--	----------------------	----------------------

2. Performance Measure Targets. The following is a listing of the key performance target levels for the University of Houston. It is the intent of the Legislature that appropriations made by this Act be utilized in the most efficient and effective manner possible to achieve the intended mission of the University of Houston. In order to achieve the objectives and service standards established by this Act, the University of Houston shall make every effort to attain the following designated key performance target levels associated with each item of appropriation.

	<u>2024</u>	<u>2025</u>
A. Goal: INSTRUCTION/OPERATIONS		
Outcome (Results/Impact):		
Percent of First-time, Full-time, Degree-seeking Freshmen Who Earn a Baccalaureate Degree within Six Academic Years	70.7%	72.96%
Percent of First-time, Full-time, Degree-seeking Freshmen Who Earn a Baccalaureate Degree within Four Academic Years	53.02%	56.01%
Persistence Rate of First-time, Full-time, Degree-seeking Freshmen Students after One Academic Year	86%	87%
Certification Rate of Teacher Education Graduates	88%	90%
Percent of Baccalaureate Graduates Who Are First Generation College Graduates	51%	51%
Percent of Incoming Full-time Undergraduate Transfer Students Who Graduate within Four Years	68.14%	69.34%
Percent of Incoming Full-time Undergraduate Transfer Students Who Graduate within Two years	25.56%	26.11%
Percent of Lower Division Semester Credit Hours Taught by Tenured or Tenure-Track Faculty	21%	21%
State Licensure Pass Rate of Law Graduates	87%	87%
State Licensure Pass Rate of Engineering Graduates	84%	84%
State Licensure Pass Rate of Pharmacy Graduates	98%	98%
Dollar Value of External or Sponsored Research Funds (in Millions)	124	137
A.1.1. Strategy: OPERATIONS SUPPORT		
Efficiencies:		
Administrative Cost as a Percent of Total Expenditures	6.48%	6.48%
Average Cost of Resident Undergraduate Tuition and Fees for 15 Semester Credit Hours	6,948.8	7,087.78

UNIVERSITY OF HOUSTON
(Continued)

Explanatory:

Average Student Loan Debt	21,671	21,384
Percent of Students with Student Loan Debt	45%	45%
Average Financial Aid Award Per Full-Time Student	11,402	11,566
Percent of Full-Time Students Receiving Financial Aid	74%	72%

- 3. Texas Optometry Career Opportunities Program.** The University of Houston may allocate and use any donations, gifts, or endowments received by the University of Houston for the establishment and operation of the Texas Optometry Career Opportunities Program.

- 4. William P. Hobby School of Public Affairs.** Out of funds appropriated to the University of Houston in Strategy C.2.3, William P. Hobby School of Public Affairs, \$200,000 in General Revenue in fiscal year 2024 and \$200,000 in General Revenue in fiscal year 2025 will be used by the William P. Hobby School of Public Affairs to analyze demographic, economic, and related data on markets and other factors impacting Houston, the Houston region, and other parts of Texas.

- 5. College of Pharmacy.** Out of funds appropriated above to Strategy C.1.1, College of Pharmacy, \$4,500,000 in General Revenue in fiscal year 2024 and \$4,500,000 in General Revenue in fiscal year 2025 will be used for the College of Pharmacy.

- 6. Multicultural Success.** Out of funds appropriated above to Strategy C.3.4, Multicultural Success, \$1,250,000 in General Revenue in fiscal year 2024 and \$1,250,000 in General Revenue in fiscal year 2025 will be used for Multicultural Success.

¹ Incorporates Special Provisions Relating Only to State Agencies of Higher Education, Section 58, relating to Higher Education Affordability resulting in increases of \$10,047,904 out of General Revenue Funds and 185.1 FTEs each fiscal year of the 2024-25 biennium.

² Incorporates Article IX, §17.35, 88th Legislature, Regular Session, relating to support for Institutional Enhancement resulting in increases of \$17,265,000 out of General Revenue Funds and 75.6 FTEs each fiscal year of the biennium.

³ Incorporates Article IX, §18.16, 88th Legislature, Regular Session, relating to Contingency Funding for House Bill 1595 and House Joint Resolution 3, resulting in a decrease of \$12,605,439 out of General Revenue Funds each fiscal year of the biennium.

UNIVERSITY OF HOUSTON - CLEAR LAKE

	For the Years Ending	
	August 31, 2024	August 31, 2025
Method of Financing:		
General Revenue Fund ^{1, 2}	\$ 32,315,434	\$ 32,281,813
<u>General Revenue Fund - Dedicated</u>		
Estimated Board Authorized Tuition Increases Account No. 704	\$ 1,913,398	\$ 1,913,398
Estimated Other Educational and General Income Account No. 770	10,606,634	10,644,905
Subtotal, General Revenue Fund - Dedicated	\$ 12,520,032	\$ 12,558,303
License Plate Trust Fund Account No. 0802, estimated	\$ 2,517	\$ 2,517
Total, Method of Financing	\$ 44,837,983	\$ 44,842,633
Items of Appropriation:		
1. Educational and General State Support	\$ 44,837,983	\$ 44,842,633
Grand Total, UNIVERSITY OF HOUSTON - CLEAR LAKE	\$ 44,837,983	\$ 44,842,633

This bill pattern represents an estimated 28.7% of this agency's estimated total available funds for the biennium.

Number of Full-Time-Equivalents (FTE)-Appropriated Funds¹	499.5	499.5
---	-------	-------

UNIVERSITY OF HOUSTON - CLEAR LAKE
(Continued)

1. Informational Listing of Appropriated Funds. The appropriations made above for Educational and General State Support are subject to the special and general provisions of this Act and include the following amounts for the purposes indicated.

A. Goal: INSTRUCTION/OPERATIONS

Provide Instructional and Operations Support.

A.1.1. Strategy: OPERATIONS SUPPORT ¹	\$ 27,348,210	\$ 27,348,210
A.1.2. Strategy: TEACHING EXPERIENCE SUPPLEMENT ¹	839,147	839,147
A.1.3. Strategy: STAFF GROUP INSURANCE PREMIUMS	1,609,417	1,609,417
A.1.4. Strategy: WORKERS' COMPENSATION INSURANCE	100,455	100,455
A.1.5. Strategy: TEXAS PUBLIC EDUCATION GRANTS	1,337,732	1,342,382
A.1.6. Strategy: CRU FUNDING ¹	1,247,307	1,247,307

Performance-based Funding For Comprehensive Universities.

Total, Goal A: INSTRUCTION/OPERATIONS \$ 32,482,268 \$ 32,486,918

B. Goal: INFRASTRUCTURE SUPPORT

Provide Infrastructure Support.

B.1.1. Strategy: E&G SPACE SUPPORT ¹	\$ 3,351,225	\$ 3,351,225
Educational and General Space Support.		
B.1.2. Strategy: SMALL INSTITUTION SUPPLEMENT	378,645	378,645

Total, Goal B: INFRASTRUCTURE SUPPORT \$ 3,729,870 \$ 3,729,870

C. Goal: NON-FORMULA SUPPORT

Provide Non-formula Support.

C.1. Objective: INSTRUCTIONAL SUPPORT

C.1.1. Strategy: EXPANSION FUNDING	\$ 2,725,000	\$ 2,725,000
---	--------------	--------------

C.2. Objective: RESEARCH

C.2.1. Strategy: HIGH TECHNOLOGIES LABORATORY	\$ 29,066	\$ 29,066
--	-----------	-----------

C.2.2. Strategy: ENVIRONMENTAL STUDIES PARTNERSHIP	209,930	209,930
---	---------	---------

Houston Partnership for Environmental Studies.

C.2.3. Strategy: CENTER FOR AUTISM	200,000	200,000
---	---------	---------

Center for Autism and Developmental Disabilities.

C.3. Objective: INSTITUTIONAL SUPPORT

C.3.1. Strategy: INSTITUTIONAL ENHANCEMENT	\$ 4,790,463	\$ 4,790,463
---	--------------	--------------

C.3.2. Strategy: SUCCESS THROUGH EDUCATION (STEP)	500,000	500,000
--	---------	---------

Success Through Education Program.

Total, Goal C: NON-FORMULA SUPPORT \$ 8,454,459 \$ 8,454,459

D. Goal: RESEARCH FUNDS

D.1.1. Strategy: COMPREHENSIVE RESEARCH FUND ^{1,2}	\$ 171,386	\$ 171,386
--	------------	------------

Grand Total, UNIVERSITY OF HOUSTON - CLEAR LAKE \$ 44,837,983 \$ 44,842,633

Object-of-Expense Informational Listing:

Salaries and Wages	\$ 11,323,955	\$ 10,615,325
Other Personnel Costs	1,982,317	2,068,144
Faculty Salaries (Higher Education Only)	18,221,698	19,608,145
Professional Fees and Services	148,039	248,487
Consumable Supplies	22,951	0
Utilities	567,140	410,169
Rent - Machine and Other	3,332	0
Other Operating Expense	11,067,148	10,549,981
Client Services	1,571	0
Grants	1,337,732	1,342,382
Capital Expenditures	162,100	0

Total, Object-of-Expense Informational Listing \$ 44,837,983 \$ 44,842,633

Estimated Allocations for Employee Benefits and Debt Service Appropriations Made Elsewhere in this Act:

Employee Benefits

Retirement	\$ 3,101,257	\$ 3,176,325
Group Insurance	4,412,790	4,412,790

UNIVERSITY OF HOUSTON - CLEAR LAKE
(Continued)

Social Security	3,078,386	3,176,894
Total, Estimated Allocations for Employee Benefits and Debt Service Appropriations Made Elsewhere in this Act	\$ 10,592,433	\$ 10,766,009

2. Performance Measure Targets. The following is a listing of the key performance target levels for the University of Houston - Clear Lake. It is the intent of the Legislature that appropriations made by this Act be utilized in the most efficient and effective manner possible to achieve the intended mission of the University of Houston - Clear Lake. In order to achieve the objectives and service standards established by this Act, the University of Houston - Clear Lake shall make every effort to attain the following designated key performance target levels associated with each item of appropriation.

	2024	2025
A. Goal: INSTRUCTION/OPERATIONS		
Outcome (Results/Impact):		
Certification Rate of Teacher Education Graduates	98.9%	98.9%
Percent of Baccalaureate Graduates Who Are First Generation College Graduates	44%	44%
Dollar Value of External or Sponsored Research Funds (in Millions)	1.34	1.34
Percent of Incoming Full-time Undergraduate Transfer Students Who Graduate within Four Years	69.8%	69.8%
Percent of Incoming Full-time Undergraduate Transfer Students Who Graduate within Two Years	23.4%	23.4%
Persistence Rate of First-time, Full-time, Degree-seeking Transfer Students after One Academic Year (Upper-level Institutions Only)	83%	83%
A.1.1. Strategy: OPERATIONS SUPPORT		
Efficiencies:		
Administrative Cost as a Percent of Total Expenditures	11.13%	11.2%
Average Cost of Resident Undergraduate Tuition And Fees For 15 Semester Credit Hours	4,938	4,938
Explanatory:		
Average Financial Aid Award Per Full-Time Student	9,227	9,227
Percent of Full-Time Students Receiving Financial Aid	75.9%	75.9%

3. Expansion Funding - University of Houston - Clear Lake. It is the intent of the legislature that non-formula General Revenue operations funding in Strategy C.1.1, University of Houston - Clear Lake will be phased out by one-fourth over the four biennia following the biennium the institution reaches 6,000 full-time student equivalents.

4. Center for Autism and Developmental Disabilities. Out of funds appropriated to the University of Houston - Clear Lake, in Strategy C.2.3, Center for Autism and Developmental Disabilities, \$200,000 in General Revenue in fiscal year 2024 and \$200,000 in General Revenue in fiscal year 2025 will be used for the Center for Autism and Developmental Disabilities.

5. Success Through Education Program. Out of funds appropriated to University of Houston - Clear Lake, in Strategy C.3.2, Success Through Education, \$500,000 in General Revenue in fiscal year 2024 and \$500,000 in General Revenue in fiscal year 2025 will be used for the Success Through Education Program (STEP).

¹ Incorporates Special Provisions Relating Only to State Agencies of Higher Education, Section 58, relating to Higher Education Affordability resulting in increases of \$2,681,468 out of General Revenue Funds and 81.5 FTEs each fiscal year of the 2024-25 biennium.

² Incorporates Article IX, §18.16, 88th Legislature, Regular Session, relating to Contingency Funding for House Bill 1595 and House Joint Resolution 3, resulting in a decrease of \$32,552 out of General Revenue Funds each fiscal year of the biennium.

UNIVERSITY OF HOUSTON - DOWNTOWN

	For the Years Ending	
	August 31, 2024	August 31, 2025
Method of Financing:		
General Revenue Fund ^{1, 2}	\$ 28,558,470	\$ 28,526,315
<u>General Revenue Fund - Dedicated</u>		
Estimated Board Authorized Tuition Increases Account No. 704	\$ 1,140,388	\$ 1,140,388
Estimated Other Educational and General Income Account No. 770	<u>16,898,705</u>	<u>16,935,611</u>
Subtotal, General Revenue Fund - Dedicated	\$ 18,039,093	\$ 18,075,999
License Plate Trust Fund Account No. 0802, estimated	<u>\$ 8,186</u>	<u>\$ 8,186</u>
Total, Method of Financing	<u>\$ 46,605,749</u>	<u>\$ 46,610,500</u>
Items of Appropriation:		
1. Educational and General State Support	\$ 46,605,749	\$ 46,610,500
Grand Total, UNIVERSITY OF HOUSTON - DOWNTOWN	<u>\$ 46,605,749</u>	<u>\$ 46,610,500</u>

This bill pattern represents an estimated 21.6% of this agency's estimated total available funds for the biennium.

Number of Full-Time-Equivalents (FTE)-Appropriated Funds¹	482.2	482.2
---	-------	-------

- 1. Informational Listing of Appropriated Funds.** The appropriations made above for Educational and General State Support are subject to the special and general provisions of this Act and include the following amounts for the purposes indicated.

A. Goal: INSTRUCTION/OPERATIONS		
Provide Instructional and Operations Support.		
A.1.1. Strategy: OPERATIONS SUPPORT ¹	\$ 31,241,072	\$ 31,241,071
A.1.2. Strategy: TEACHING EXPERIENCE SUPPLEMENT ¹	994,308	994,308
A.1.3. Strategy: STAFF GROUP INSURANCE PREMIUMS	2,219,542	2,219,542
A.1.4. Strategy: WORKERS' COMPENSATION INSURANCE	137,716	137,716
A.1.5. Strategy: TEXAS PUBLIC EDUCATION GRANTS	2,365,157	2,369,909
A.1.6. Strategy: CRU FUNDING ¹	<u>2,335,712</u>	<u>2,335,712</u>
Performance-based Funding For Comprehensive Universities.		
Total, Goal A: INSTRUCTION/OPERATIONS	\$ 39,293,507	\$ 39,298,258
B. Goal: INFRASTRUCTURE SUPPORT		
Provide Infrastructure Support.		
B.1.1. Strategy: E&G SPACE SUPPORT ¹	\$ 5,226,807	\$ 5,226,807
Educational and General Space Support.		
C. Goal: NON-FORMULA SUPPORT		
Provide Non-formula Support.		
C.1. Objective: PUBLIC SERVICE		
C.1.1. Strategy: COMMUNITY DEVELOPMENT PROJECT	\$ 251,712	\$ 251,712
C.1.2. Strategy: WONDERWORKS	47,500	47,500
C.2. Objective: INSTITUTIONAL SUPPORT		
C.2.1. Strategy: INSTITUTIONAL ENHANCEMENT	<u>\$ 1,533,450</u>	<u>\$ 1,533,450</u>
Total, Goal C: NON-FORMULA SUPPORT	\$ 1,832,662	\$ 1,832,662
D. Goal: RESEARCH FUNDS		
D.1.1. Strategy: COMPREHENSIVE RESEARCH FUND ^{1, 2}	<u>\$ 252,773</u>	<u>\$ 252,773</u>
Grand Total, UNIVERSITY OF HOUSTON - DOWNTOWN	<u>\$ 46,605,749</u>	<u>\$ 46,610,500</u>

Object-of-Expense Informational Listing:		
Salaries and Wages	\$ 14,389,223	\$ 11,669,770
Other Personnel Costs	206,214	205,117
Faculty Salaries (Higher Education Only)	23,090,133	25,840,072

UNIVERSITY OF HOUSTON - DOWNTOWN
(Continued)

Other Operating Expense	4,722,360	4,692,970
Client Services	1,533,450	1,533,450
Grants	2,664,369	2,669,121

Total, Object-of-Expense Informational Listing \$ 46,605,749 \$ 46,610,500

Estimated Allocations for Employee Benefits and Debt Service Appropriations Made Elsewhere in this Act:

Employee Benefits

Retirement	\$ 2,922,377	\$ 2,996,577
Group Insurance	3,798,743	3,798,743
Social Security	3,116,480	3,216,207

Total, Estimated Allocations for Employee Benefits and Debt Service Appropriations Made Elsewhere in this Act \$ 9,837,600 \$ 10,011,527

2. Performance Measure Targets. The following is a listing of the key performance target levels for the University of Houston - Downtown. It is the intent of the Legislature that appropriations made by this Act be utilized in the most efficient and effective manner possible to achieve the intended mission of the University of Houston - Downtown. In order to achieve the objectives and service standards established by this Act, the University of Houston - Downtown shall make every effort to attain the following designated key performance target levels associated with each item of appropriation.

	2024	2025
A. Goal: INSTRUCTION/OPERATIONS		
Outcome (Results/Impact):		
Percent of First-time, Full-time, Degree-seeking Freshmen Who Earn a Baccalaureate Degree within Six Academic Years	32.95%	33.61%
Percent of First-time, Full-time, Degree-seeking Freshmen Who Earn a Baccalaureate Degree within Four Academic Years	18.76%	20.14%
Persistence Rate of First-time, Full-time, Degree-seeking Freshmen Students after One Academic Year	67.12%	68.12%
Certification Rate of Teacher Education Graduates	74%	75%
Percent of Baccalaureate Graduates Who Are First Generation College Graduates	72%	73%
Percent of Incoming Full-time Undergraduate Transfer Students Who Graduate within Four Years	64.53%	64.78%
Percent of Incoming Full-time Undergraduate Transfer Students Who Graduate within Two Years	34%	34.5%
Percent of Lower Division Semester Credit Hours Taught by Tenured or Tenure-Track Faculty	35%	35%
Dollar Value of External or Sponsored Research Funds (in Millions)	2.4	2.5
A.1.1. Strategy: OPERATIONS SUPPORT		
Efficiencies:		
Administrative Cost as a Percent of Total Expenditures	14.2%	14.1%
Average Cost of Resident Undergraduate Tuition And Fees For 15 Semester Credit Hours	4,882	5,029
Explanatory:		
Average Student Loan Debt	22,369	21,869
Percent of Students with Student Loan Debt	39.42%	37.42%
Average Financial Aid Award Per Full-Time Student	13,025	13,416
Percent of Full-Time Students Receiving Financial Aid	91%	91%

3. Wonderworks. Out of funds appropriated above in Strategy C.1.2, Wonderworks, \$47,500 in General Revenue in fiscal year 2024 and \$47,500 in fiscal year 2025 will be used for the Wonderworks program.

¹ Incorporates Special Provisions Relating Only to State Agencies of Higher Education, Section 58, relating to Higher Education Affordability resulting in increases of \$4,098,452 out of General Revenue Funds and 134.6 FTEs each fiscal year of the 2024-25 biennium.

² Incorporates Article IX, §18.16, 88th Legislature, Regular Session, relating to Contingency Funding for House Bill 1595 and House Joint Resolution 3, resulting in an increase of \$25,868 out of General Revenue Funds each fiscal year of the biennium.

UNIVERSITY OF HOUSTON - VICTORIA

	For the Years Ending	
	August 31, 2024	August 31, 2025
Method of Financing:		
General Revenue Fund ^{1, 2}	\$ 16,055,697	\$ 16,578,185
<u>General Revenue Fund - Dedicated</u>		
Estimated Board Authorized Tuition Increases Account No. 704	\$ 828,600	\$ 828,600
Estimated Other Educational and General Income Account No. 770	<u>4,900,587</u>	<u>4,909,380</u>
Subtotal, General Revenue Fund - Dedicated	\$ 5,729,187	\$ 5,737,980
License Plate Trust Fund Account No. 0802, estimated	<u>\$ 899</u>	<u>\$ 899</u>
Total, Method of Financing	<u><u>\$ 21,785,783</u></u>	<u><u>\$ 22,317,064</u></u>
Items of Appropriation:		
1. Educational and General State Support	\$ 21,785,783	\$ 22,317,064
Grand Total, UNIVERSITY OF HOUSTON - VICTORIA	<u><u>\$ 21,785,783</u></u>	<u><u>\$ 22,317,064</u></u>

This bill pattern represents an estimated 32.2% of this agency's estimated total available funds for the biennium.

Number of Full-Time-Equivalents (FTE)- Appropriated Funds¹	223.0	223.0
--	-------	-------

- 1. Informational Listing of Appropriated Funds.** The appropriations made above for Educational and General State Support are subject to the special and general provisions of this Act and include the following amounts for the purposes indicated.

A. Goal: INSTRUCTION/OPERATIONS		
Provide Instructional and Operations Support.		
A.1.1. Strategy: OPERATIONS SUPPORT¹	\$ 11,259,688	\$ 11,259,688
A.1.2. Strategy: TEACHING EXPERIENCE SUPPLEMENT¹	330,220	330,220
A.1.3. Strategy: STAFF GROUP INSURANCE PREMIUMS	600,114	600,114
A.1.4. Strategy: WORKERS' COMPENSATION INSURANCE	36,938	36,938
A.1.5. Strategy: TEXAS PUBLIC EDUCATION GRANTS	615,693	616,975
A.1.6. Strategy: CRU FUNDING¹	<u>795,318</u>	<u>795,318</u>
Performance-based Funding For Comprehensive Universities.		
Total, Goal A: INSTRUCTION/OPERATIONS	\$ 13,637,971	\$ 13,639,253
B. Goal: INFRASTRUCTURE SUPPORT		
Provide Infrastructure Support.		
B.1.1. Strategy: E&G SPACE SUPPORT¹	\$ 1,645,540	\$ 1,645,539
Educational and General Space Support.		
B.1.2. Strategy: SMALL INSTITUTION SUPPLEMENT	<u>1,316,567</u>	<u>1,316,567</u>
Total, Goal B: INFRASTRUCTURE SUPPORT	\$ 2,962,107	\$ 2,962,106
C. Goal: NON-FORMULA SUPPORT		
Provide Non-formula Support.		
C.1. Objective: INSTRUCTIONAL SUPPORT		
C.1.1. Strategy: EXPANSION FUNDING	\$ 1,223,829	\$ 1,223,829
C.1.2. Strategy: AVIATION ACADEMIC CENTER	1,275,000	1,805,000
C.2. Objective: PUBLIC SERVICE		
C.2.1. Strategy: SMALL BUSINESS DEVELOPMENT CENTER	\$ 153,176	\$ 153,176
C.3. Objective: INSTITUTIONAL SUPPORT		
C.3.1. Strategy: INSTITUTIONAL ENHANCEMENT	<u>\$ 2,517,935</u>	<u>\$ 2,517,935</u>
Total, Goal C: NON-FORMULA SUPPORT	\$ 5,169,940	\$ 5,699,940
D. Goal: RESEARCH FUNDS		
D.1.1. Strategy: COMPREHENSIVE RESEARCH FUND^{1, 2}	<u>\$ 15,765</u>	<u>\$ 15,765</u>
Grand Total, UNIVERSITY OF HOUSTON - VICTORIA	<u><u>\$ 21,785,783</u></u>	<u><u>\$ 22,317,064</u></u>

UNIVERSITY OF HOUSTON - VICTORIA
(Continued)

Object-of-Expense Informational Listing:

Salaries and Wages	\$ 4,628,551	\$ 4,266,358
Other Personnel Costs	767,950	779,968
Faculty Salaries (Higher Education Only)	7,574,597	7,736,231
Utilities	1,017,341	1,206,179
Other Operating Expense	7,165,886	7,695,588
Grants	615,693	616,975
Capital Expenditures	<u>15,765</u>	<u>15,765</u>
Total, Object-of-Expense Informational Listing	<u><u>\$ 21,785,783</u></u>	<u><u>\$ 22,317,064</u></u>

Estimated Allocations for Employee Benefits and Debt Service Appropriations Made Elsewhere in this Act:

Employee Benefits

Retirement	\$ 1,496,681	\$ 1,542,334
Group Insurance	2,047,391	2,047,391
Social Security	<u>1,442,287</u>	<u>1,488,441</u>

Total, Estimated Allocations for Employee Benefits and Debt Service Appropriations Made Elsewhere in this Act

<u><u>\$ 4,986,359</u></u>	<u><u>\$ 5,078,166</u></u>
----------------------------	----------------------------

2. Performance Measure Targets. The following is a listing of the key performance target levels for the University of Houston - Victoria. It is the intent of the Legislature that appropriations made by this Act be utilized in the most efficient and effective manner possible to achieve the intended mission of the University of Houston - Victoria. In order to achieve the objectives and service standards established by this Act, the University of Houston - Victoria shall make every effort to attain the following designated key performance target levels associated with each item of appropriation.

	<u>2024</u>	<u>2025</u>
A. Goal: INSTRUCTION/OPERATIONS		
Outcome (Results/Impact):		
Percent of First-time, Full-time, Degree-seeking Freshmen Who Earn a Baccalaureate Degree within Six Academic Years	28.1%	30.6%
Percent of First-time, Full-time, Degree-seeking Freshmen Who Earn a Baccalaureate Degree within Four Academic Years	14.7%	17.2%
Persistence Rate of First-time, Full-time, Degree-seeking Freshmen Students after One Academic Year	61.2%	63.7%
Certification Rate of Teacher Education Graduates	97%	98%
Percentage of Baccalaureate Graduates Who Are First Generation College Graduates	59.8%	62.3%
Percent of Incoming Full-time Undergraduate Transfer Students Who Graduate within Four Years	60.3%	62.8%
Percent of Incoming Full-time Undergraduate Transfer Students Who Graduate within Two Years	29.9%	32.4%
Percent of Lower Division Semester Credit Hours Taught by Tenured or Tenure-Track Faculty	67.6%	70.1%
Dollar Value of External or Sponsored Research Funds (in Millions)	0.1	0.1
A.1.1. Strategy: OPERATIONS SUPPORT		
Efficiencies:		
Administrative Cost as a Percent of Total Expenditures	9.34%	9.34%
Average Cost of Resident Undergraduate Tuition And Fees For 15 Semester Credit Hours	4,495	4,495
Explanatory:		
Average Student Loan Debt	19,405	19,405
Percent of Students with Student Loan Debt	79.6%	79.6%
Percent of Full-Time Students Receiving Financial Aid	95%	95%

3. Expansion Funding - University of Houston-Victoria. It is the intent of the legislature that non-formula General Revenue operations funding in Strategy C.1.1, Expansion Funding for the University of Houston - Victoria will be phased out by one-fourth over the four biennia following the biennium the institution reaches 6,000 full-time student equivalents.

4. Aviation Academic Center. Out of funds appropriated to the University of Houston Victoria in Strategy C.1.2, Aviation Academic Center, \$1,275,000 in General Revenue in fiscal year 2024 and \$1,805,000 in General Revenue in fiscal year 2025 will be used to establish and support the Aviation Academic Center.

UNIVERSITY OF HOUSTON - VICTORIA
(Continued)

¹ Incorporates Special Provisions Relating Only to State Agencies of Higher Education, Section 58, relating to Higher Education Affordability resulting in increases of \$1,394,877 out of General Revenue Funds and 45.4 FTEs each fiscal year of the 2024-25 biennium.

² Incorporates Article IX, §18.16, 88th Legislature, Regular Session, relating to Contingency Funding for House Bill 1595 and House Joint Resolution 3, resulting in an increase of \$468 out of General Revenue Funds each fiscal year of the biennium.

UNIVERSITY OF NORTH TEXAS SYSTEM ADMINISTRATION

	For the Years Ending	
	August 31, 2024	August 31, 2025
Method of Financing:		
General Revenue Fund	\$ 5,917,695	\$ 5,916,158
Total, Method of Financing	\$ 5,917,695	\$ 5,916,158
Items of Appropriation:		
1. Educational and General State Support	\$ 5,917,695	\$ 5,916,158
Grand Total, UNIVERSITY OF NORTH TEXAS SYSTEM ADMINISTRATION	\$ 5,917,695	\$ 5,916,158

This bill pattern represents an estimated 51.5% of this agency's estimated total available funds for the biennium.

Number of Full-Time-Equivalents (FTE)- Appropriated Funds	120.9	120.9
--	-------	-------

- 1. Informational Listing of Appropriated Funds.** The appropriations made above for Educational and General State Support are subject to the special and general provisions of this Act and include the following amounts for the purposes indicated.

A. Goal: INSTRUCTION/OPERATIONS		
Provide Instructional and Operations Support.		
A.1.1. Strategy: SYSTEM OFFICE OPERATIONS	\$ 1,388,399	\$ 1,388,399
B. Goal: INFRASTRUCTURE SUPPORT		
Provide Infrastructure Support.		
B.1.1. Strategy: CCAP Revenue Bonds Capital Construction Assistance Projects Revenue Bonds.	\$ 4,357,116	\$ 4,355,579
C. Goal: NON-FORMULA SUPPORT		
Provide Non-formula Support.		
C.1. Objective: INSTRUCTIONAL SUPPORT		
C.1.1. Strategy: FEDERATION OF NORTH TEXAS UNIV Federation of North Texas Universities.	\$ 30,357	\$ 30,357
C.1.2. Strategy: UNIVERSITIES CENTER AT DALLAS	141,823	141,823
Total, Goal C: NON-FORMULA SUPPORT	\$ 172,180	\$ 172,180
Grand Total, UNIVERSITY OF NORTH TEXAS SYSTEM ADMINISTRATION	\$ 5,917,695	\$ 5,916,158

Object-of-Expense Informational Listing:		
Salaries and Wages	\$ 1,560,579	\$ 1,560,579
Debt Service	4,357,116	4,355,579
Total, Object-of-Expense Informational Listing	\$ 5,917,695	\$ 5,916,158

Estimated Allocations for Employee Benefits and Debt Service Appropriations Made Elsewhere in this Act:		
<u>Employee Benefits</u>		
Retirement	\$ 539,959	\$ 565,877
Group Insurance	1,064,493	1,064,493

UNIVERSITY OF NORTH TEXAS SYSTEM ADMINISTRATION
(Continued)

Social Security	520,588	537,247
Total, Estimated Allocations for Employee Benefits and Debt Service Appropriations Made Elsewhere in this Act	\$ 2,125,040	\$ 2,167,617

2. Governing Board. Out of the funds appropriated above, an amount not to exceed \$53,000 in each year of the biennium shall be for all expenses associated with the governing board's duties including, but not limited to: travel, entertainment, lodging, and expenses of state employees who provide services for the governing board.

A separate record of the board's expenditures shall be kept and retained in the same manner as the fiscal records of the institution(s) the board governs. No funds may be used for the governing board's expenses except for the specific amounts designated above. Funds appropriated for the governing board's expenses may be used for any other purpose covered by this Act.

3. Federation of North Texas Area Universities. The Comptroller of Public Accounts shall pay all warrants drawn on the identified strategy of the Federation of North Texas Area Universities for expenses incurred on federation business regardless of which member institution of the federation the payee is an employee.

UNIVERSITY OF NORTH TEXAS

	For the Years Ending	
	August 31, 2024	August 31, 2025
Method of Financing:		
General Revenue Fund ^{1, 2}	\$ 144,666,313	\$ 144,284,513
<u>General Revenue Fund - Dedicated</u>		
Estimated Board Authorized Tuition Increases Account No. 704	\$ 9,308,769	\$ 9,308,769
Estimated Other Educational and General Income Account No. 770	79,900,609	80,328,086
Subtotal, General Revenue Fund - Dedicated	\$ 89,209,378	\$ 89,636,855
License Plate Trust Fund Account No. 0802, estimated	\$ 10,500	\$ 10,500
Total, Method of Financing	\$ 233,886,191	\$ 233,931,868
Items of Appropriation:		
1. Educational and General State Support	\$ 233,886,191	\$ 233,931,868
Grand Total, UNIVERSITY OF NORTH TEXAS	\$ 233,886,191	\$ 233,931,868

This bill pattern represents an estimated 27.1% of this agency's estimated total available funds for the biennium.

Number of Full-Time-Equivalents (FTE)-Appropriated Funds¹	2,689.3	2,689.3
---	---------	---------

1. Informational Listing of Appropriated Funds. The appropriations made above for Educational and General State Support are subject to the special and general provisions of this Act and include the following amounts for the purposes indicated.

A. Goal: INSTRUCTION/OPERATIONS

Provide Instructional and Operations Support.

A.1.1. Strategy: OPERATIONS SUPPORT¹	\$ 163,855,539	\$ 163,855,538
A.1.2. Strategy: TEACHING EXPERIENCE SUPPLEMENT¹	2,128,184	2,128,184
A.1.3. Strategy: STAFF GROUP INSURANCE PREMIUMS	9,626,556	9,626,556
A.1.4. Strategy: WORKERS' COMPENSATION INSURANCE	284,199	284,199
A.1.5. Strategy: TEXAS PUBLIC EDUCATION GRANTS	7,836,640	7,880,221
A.1.6. Strategy: ORGANIZED ACTIVITIES	536,190	536,190
Total, Goal A: INSTRUCTION/OPERATIONS	\$ 184,267,308	\$ 184,310,888

UNIVERSITY OF NORTH TEXAS
(Continued)

B. Goal: INFRASTRUCTURE SUPPORT

Provide Infrastructure Support.

B.1.1. Strategy: E&G SPACE SUPPORT¹	\$ 23,458,109	\$ 23,458,109
Educational and General Space Support.		
B.1.2. Strategy: CCAP REVENUE BONDS	17,962,810	17,964,907
Capital Construction Assistance Projects		
Revenue Bonds.		
Total, Goal B: INFRASTRUCTURE SUPPORT	\$ 41,420,919	\$ 41,423,016

C. Goal: NON-FORMULA SUPPORT

Provide Non-formula Support.

C.1. Objective: INSTRUCTIONAL SUPPORT

C.1.1. Strategy: TEXAS ACADEMY OF MATH AND SCIENCE	\$ 1,232,600	\$ 1,232,600
---	--------------	--------------

C.2. Objective: RESEARCH

C.2.1. Strategy: INSTITUTE OF APPLIED SCIENCES	\$ 24,021	\$ 24,021
---	-----------	-----------

C.2.2. Strategy: CAAAM	5,000,000	5,000,000
Center for Agile and Adaptive Additive Manufacturing.		

C.3. Objective: PUBLIC SERVICE

C.3.1. Strategy: EMERGENCY MANAGEMENT CENTER	\$ 19,290	\$ 19,290
Center for Studies in Emergency Management.		

C.3.2. Strategy: ED CENTER FOR VOLUNTEERISM	33,226	33,226
--	--------	--------

C.4. Objective: INSTITUTIONAL SUPPORT

C.4.1. Strategy: INSTITUTIONAL ENHANCEMENT	\$ 1,888,827	\$ 1,888,827
---	--------------	--------------

Total, Goal C: NON-FORMULA SUPPORT	\$ 8,197,964	\$ 8,197,964
---	--------------	--------------

Grand Total, UNIVERSITY OF NORTH TEXAS	\$ 233,886,191	\$ 233,931,868
---	----------------	----------------

Object-of-Expense Informational Listing:

Salaries and Wages	\$ 74,007,953	\$ 74,008,285
Other Personnel Costs	12,482,015	12,482,028
Faculty Salaries (Higher Education Only)	110,169,448	110,169,111
Professional Fees and Services	1,539	1,539
Consumable Supplies	6,956	6,955
Utilities	4,976,996	4,977,029
Rent - Machine and Other	3,638	3,638
Debt Service	17,962,810	17,964,907
Other Operating Expense	3,319,461	3,318,365
Client Services	9,445	10,500
Grants	7,836,640	7,880,221
Capital Expenditures	3,109,290	3,109,290

Total, Object-of-Expense Informational Listing	\$ 233,886,191	\$ 233,931,868
---	----------------	----------------

Estimated Allocations for Employee Benefits and Debt Service Appropriations Made Elsewhere in this Act:

Employee Benefits

Retirement	\$ 9,930,966	\$ 10,209,549
Group Insurance	15,650,149	15,650,149
Social Security	11,335,555	11,698,293

Total, Estimated Allocations for Employee Benefits and Debt Service Appropriations Made Elsewhere in this Act	\$ 36,916,670	\$ 37,557,991
--	---------------	---------------

2. Performance Measure Targets. The following is a listing of the key performance target levels for the University of North Texas. It is the intent of the Legislature that appropriations made by this Act be utilized in the most efficient and effective manner possible to achieve the intended mission of the University of North Texas. In order to achieve the objectives and service standards established by this Act, the University of North Texas shall make every effort to attain the following designated key performance target levels associated with each item of appropriation.

	2024	2025
A. Goal: INSTRUCTION/OPERATIONS		
Outcome (Results/Impact):		
Percent of First-time, Full-time, Degree-seeking Freshmen		
Who Earn a Baccalaureate Degree within Six Academic Years	61%	61.5%

UNIVERSITY OF NORTH TEXAS
(Continued)

Percent of First-time, Full-time, Degree-seeking Freshmen Who Earn a Baccalaureate Degree within Four Academic Years	44%	44.5%
Persistence Rate of First-time, Full-time, Degree-seeking Freshmen Students after One Academic Year	79.75%	80%
Certification Rate of Teacher Education Graduates	90.5%	91.5%
Percent of Baccalaureate Graduates Who Are First Generation College Graduates	42.2%	42.9%
Percent of Incoming Full-time Undergraduate Transfer Students Who Graduate within Four Years	64.02%	63.5%
Percent of Incoming Full-time Undergraduate Transfer Students Who Graduate within Two Years	32.5%	31.6%
Percent of Lower Division Semester Credit Hours Taught by Tenured or Tenure-Track Faculty	20.48%	20.93%
State Licensure Pass Rate of Engineering Graduates	60%	60%
Dollar Value of External or Sponsored Research Funds (in Millions)	26.75	27.55
A.1.1. Strategy: OPERATIONS SUPPORT		
Efficiencies:		
Administrative Cost as a Percent of Total Expenditures	7.51%	7.51%
Average Cost of Resident Undergraduate Tuition And Fees For 15 Semester Credit Hours	5,994	5,994
Explanatory:		
Average Student Loan Debt	24,648.61	24,743.71
Percent of Students with Student Loan Debt	60.34%	60.13%
Average Financial Aid Award Per Full-Time Student	17,576.33	17,960.27
Percent of Full-Time Students Receiving Financial Aid	76.49%	76.8%

- 3. Academic or Policy Research Program.** The Board of Regents of the University of North Texas may use available funds or to enter into contracts, accept grants or matching grants for the purpose of establishing an academic or policy research program in conjunction with the Federal Emergency Management Agency (FEMA).
- 4. Texas Academy of Mathematics and Science.** Notwithstanding any other provision of this Act, the University of North Texas may not transfer money appropriated under Strategy C.1.1, for the purpose of funding the Texas Academy of Mathematics and Science, for another purpose.
- 5. Center for Agile and Adaptive Additive Manufacturing.** Out of funds appropriated to University of North Texas in Strategy C.2.2, Center for Agile and Adaptive Additive Manufacturing, \$5,000,000 in General Revenue in fiscal year 2024 and \$5,000,000 in General Revenue in fiscal year 2025 will be used for the Center for Agile and Adaptive Additive Manufacturing.

¹ Incorporates Special Provisions Relating Only to State Agencies of Higher Education, Section 58, relating to Higher Education Affordability resulting in increases of \$8,948,348 out of General Revenue Funds and 173.9 FTEs each fiscal year of the 2024-25 biennium.

² Incorporates Article IX, §18.16, 88th Legislature, Regular Session, relating to Contingency Funding for House Bill 1595 and House Joint Resolution 3, resulting in a decrease of \$4,017,200 out of General Revenue Funds each fiscal year of the biennium.

UNIVERSITY OF NORTH TEXAS AT DALLAS

	For the Years Ending	
	August 31, 2024	August 31, 2025
Method of Financing:		
General Revenue Fund ^{1, 2, 3}	\$ 40,962,985	\$ 40,722,633
General Revenue Fund - Dedicated		
Estimated Board Authorized Tuition Increases Account No. 704	\$ 2,379,799	\$ 2,379,799
Estimated Other Educational and General Income Account No. 770	<u>3,866,251</u>	<u>3,867,866</u>
Subtotal, General Revenue Fund - Dedicated	<u>\$ 6,246,050</u>	<u>\$ 6,247,665</u>
Total, Method of Financing	<u>\$ 47,209,035</u>	<u>\$ 46,970,298</u>

UNIVERSITY OF NORTH TEXAS AT DALLAS
(Continued)

Items of Appropriation:

1. Educational and General State Support	\$ 47,209,035	\$ 46,970,298
Grand Total, UNIVERSITY OF NORTH TEXAS AT DALLAS	<u>\$ 47,209,035</u>	<u>\$ 46,970,298</u>

This bill pattern represents an estimated 48.3% of this agency's estimated total available funds for the biennium.

Number of Full-Time-Equivalents (FTE)- Appropriated Funds ^{1,2}	336.8	336.8
---	-------	-------

1. Informational Listing of Appropriated Funds. The appropriations made above for Educational and General State Support are subject to the special and general provisions of this Act and include the following amounts for the purposes indicated.

A. Goal: INSTRUCTION/OPERATIONS

Provide Instructional and Operations Support.

A.1.1. Strategy: OPERATIONS SUPPORT ¹	\$ 13,610,554	\$ 13,610,554
A.1.2. Strategy: TEACHING EXPERIENCE SUPPLEMENT ¹	223,142	223,142
A.1.3. Strategy: STAFF GROUP INSURANCE PREMIUMS	798,084	798,084
A.1.4. Strategy: TEXAS PUBLIC EDUCATION GRANTS	981,827	982,129
A.1.5. Strategy: CRU FUNDING ¹	<u>851,697</u>	<u>851,697</u>

Performance-based Funding For Comprehensive Universities.

Total, Goal A: INSTRUCTION/OPERATIONS	\$ 16,465,304	\$ 16,465,606
---------------------------------------	---------------	---------------

B. Goal: INFRASTRUCTURE SUPPORT

Provide Infrastructure Support.

B.1.1. Strategy: E&G SPACE SUPPORT ¹	\$ 1,833,734	\$ 1,833,734
Educational and General Space Support.		
B.1.2. Strategy: CCAP REVENUE BONDS	16,552,699	16,313,660
Capital Construction Assistance Projects		
Revenue Bonds.		
B.1.3. Strategy: SMALL INSTITUTION SUPPLEMENT	<u>1,316,567</u>	<u>1,316,567</u>

Total, Goal B: INFRASTRUCTURE SUPPORT	\$ 19,703,000	\$ 19,463,961
---------------------------------------	---------------	---------------

C. Goal: NON-FORMULA SUPPORT

Provide Non-formula Support.

C.1. Objective: INSTRUCTIONAL SUPPORT

C.1.1. Strategy: EXPANSION FUNDING	\$ 3,542,894	\$ 3,542,894
C.1.2. Strategy: LAW SCHOOL	1,453,499	1,453,499
C.1.3. Strategy: STUDENT SUCCESS INITIATIVE	950,000	950,000
Student Mobility, Transfer and Success Initiative: Trailblazer Elite.		

C.2. Objective: RESEARCH

C.2.1. Strategy: CENTER FOR SOCIOECONOMIC MOBILITY	\$ 1,750,000	\$ 1,750,000
Center for Socioeconomic Mobility through Education.		

C.3. Objective: PUBLIC SERVICE

C.3.1. Strategy: CLASSROOM TO CAREER INITIATIVE ²	\$ 3,000,000	\$ 3,000,000
--	--------------	--------------

C.4. Objective: INSTITUTIONAL SUPPORT

C.4.1. Strategy: INSTITUTIONAL ENHANCEMENT	<u>\$ 333,256</u>	<u>\$ 333,256</u>
--	-------------------	-------------------

Total, Goal C: NON-FORMULA SUPPORT	\$ 11,029,649	\$ 11,029,649
------------------------------------	---------------	---------------

D. Goal: RESEARCH FUNDS

D.1.1. Strategy: COMPREHENSIVE RESEARCH FUND ^{1,3}	<u>\$ 11,082</u>	<u>\$ 11,082</u>
---	------------------	------------------

Grand Total, UNIVERSITY OF NORTH TEXAS AT DALLAS	<u>\$ 47,209,035</u>	<u>\$ 46,970,298</u>
--	----------------------	----------------------

Object-of-Expense Informational Listing:

Salaries and Wages	\$ 12,621,478	\$ 12,876,976
Other Personnel Costs	1,309,040	1,379,850
Faculty Salaries (Higher Education Only)	10,045,799	10,166,908
Professional Fees and Services	694,664	0
Consumable Supplies	11,082	11,082

UNIVERSITY OF NORTH TEXAS AT DALLAS
(Continued)

Utilities	224,063	224,062
Debt Service	16,552,699	16,313,660
Other Operating Expense	4,768,383	5,015,631
Grants	981,827	982,129

Total, Object-of-Expense Informational Listing \$ 47,209,035 \$ 46,970,298

Estimated Allocations for Employee Benefits and Debt Service Appropriations Made Elsewhere in this Act:

Employee Benefits

Retirement	\$ 1,884,914	\$ 1,954,147
Group Insurance	1,883,117	1,883,117
Social Security	1,992,866	2,056,638

Total, Estimated Allocations for Employee Benefits and Debt Service Appropriations Made Elsewhere in this Act \$ 5,760,897 \$ 5,893,902

2. Performance Measure Targets. The following is a listing of the key performance target levels for the University of North Texas at Dallas. It is the intent of the Legislature that appropriations made by this Act be utilized in the most efficient and effective manner possible to achieve the intended mission of the University of North Texas at Dallas. In order to achieve the objectives and service standards established by this Act, the University of North Texas at Dallas shall make every effort to attain the following designated key performance target levels associated with each item of appropriation.

	2024	2025
A. Goal: INSTRUCTION/OPERATIONS		
Outcome (Results/Impact):		
Percent of First-time, Full-time, Degree-seeking Freshmen Who Earn a Baccalaureate Degree within Six Academic Years	30%	30.6%
Percent of First-time, Full-time, Degree-seeking Freshmen Who Earn a Baccalaureate Degree within Four Academic Years	41.1%	41.5%
Persistence Rate of First-time, Full-time, Degree-seeking Freshmen after One Academic Year	74.3%	75.8%
Certification Rate of Teacher Education Graduates	69.4%	71.5%
Percent of Baccalaureate Graduates Who Are First Generation College Graduates	71.6%	71.6%
Percent of Incoming Full-time Undergraduate Transfer Students Who Graduate within 4 Years	65.8%	66.5%
Percent of Incoming Full-time Undergraduate Transfer Students Who Graduate within Two Years	31.9%	32.2%
Percent Lower Division Semester Credit Hours Taught by Tenured or Tenure-Track Faculty	24%	24.5%
State Licensure Pass Rate of Law Graduates	76.6%	78.9%
A.1.1. Strategy: OPERATIONS SUPPORT		
Efficiencies:		
Administrative Cost as a Percent of Total Expenditures	10.2%	9.99%
Average Cost of Resident Undergraduate Tuition And Fees For 15 Semester Credit Hours	4,762	4,762
Explanatory:		
Average Student Loan Debt	10,000	10,000
Percent of Students with Student Loan Debt	23.89%	23.65%

3. Expansion Funding - University of North Texas at Dallas. It is the intent of the legislature that non-formula General Revenue operations funding in Strategy C.1.1, Expansion Funding for the University of North Texas at Dallas will be phased out by one-fourth over the four biennia following the biennium the institution reaches 6,000 full-time student equivalents.

4. Law School. Out of funds appropriated above in Strategy C.1.2, Law School, \$1,453,499 in General Revenue in fiscal year 2024 and \$1,453,499 in fiscal year 2025 shall be used to support operations of the University of North Texas at Dallas College of Law, including the development of a new instructional model for student success.

5. Student Mobility, Transfer and Success Initiative. Out of funds appropriated above in Strategy C.1.3, Student Mobility, Transfer and Success Initiative, \$950,000 in General Revenue in fiscal year 2024, and \$950,000 in General Revenue in fiscal year 2025, shall be used to support and enhance student success initiatives at the University of North Texas at Dallas. Any unexpended balances as of August 31, 2024, are appropriated for the same purpose for the fiscal year 2025.

UNIVERSITY OF NORTH TEXAS AT DALLAS
(Continued)

- 6. Center for Socioeconomic Mobility.** Out of funds appropriated to the University of North Texas at Dallas in Strategy C.2.1, Center for Socioeconomic Mobility, \$1,750,000 in General Revenue in fiscal year 2024 and \$1,750,000 in General Revenue in fiscal year 2025 will be used to support the Center for Socioeconomic Mobility. Any unexpended balances as of August 31, 2024, are appropriated for the same purpose for the fiscal year beginning September 1, 2024.
- 7. Classroom to Career Initiative.²** Included in amounts above in Strategy C.3.1, Classroom to Career Initiative, \$3,000,000 out of the General Revenue Fund and 30 FTEs in each fiscal year of the 2024-25 biennium are appropriated to the University of North Texas - Dallas to support the Classroom to Career Initiative.

¹ Incorporates Special Provisions Relating Only to State Agencies of Higher Education, Section 58, relating to Higher Education Affordability resulting in increases of \$1,494,594 out of General Revenue Funds and 48.6 FTEs each fiscal year of the 2024-25 biennium.

² Incorporates Article IX, §17.35, 88th Legislature, Regular Session, relating to support for the Classroom to Career Initiative, resulting in an increase of \$3,000,000 out of General Revenue Funds and 30.0 FTEs each fiscal year of the biennium.

³ Incorporates Article IX, §18.16, 88th Legislature, Regular Session, relating to Contingency Funding for House Bill 1595 and House Joint Resolution 3, resulting in a decrease of \$19,757 out of General Revenue Funds each fiscal year of the biennium.

TEXAS SOUTHERN UNIVERSITY

	For the Years Ending	
	August 31, 2024	August 31, 2025
Method of Financing:		
General Revenue Fund ^{1, 2}	\$ 57,811,065	\$ 56,864,972
<u>General Revenue Fund - Dedicated</u>		
Estimated Board Authorized Tuition Increases Account No. 704	\$ 3,483,469	\$ 3,483,469
Estimated Other Educational and General Income Account No. 770	20,001,987	20,083,657
Subtotal, General Revenue Fund - Dedicated	\$ 23,485,456	\$ 23,567,126
Total, Method of Financing	\$ 81,296,521	\$ 80,432,098
Items of Appropriation:		
1. Educational and General State Support	\$ 81,296,521	\$ 80,432,098
Grand Total, TEXAS SOUTHERN UNIVERSITY	\$ 81,296,521	\$ 80,432,098

This bill pattern represents an estimated 34.9% of this agency's estimated total available funds for the biennium.

Number of Full-Time-Equivalents (FTE)-Appropriated Funds¹	816.7	816.7
---	-------	-------

- 1. Informational Listing of Appropriated Funds.** The appropriations made above for Educational and General State Support are subject to the special and general provisions of this Act and include the following amounts for the purposes indicated.

A. Goal: INSTRUCTION/OPERATIONS

Provide Instructional and Operations Support.

A.1.1. Strategy: OPERATIONS SUPPORT ¹	\$ 30,641,907	\$ 30,641,907
A.1.2. Strategy: TEACHING EXPERIENCE SUPPLEMENT ¹	562,210	562,210
A.1.3. Strategy: STAFF GROUP INSURANCE PREMIUMS	2,372,831	2,372,831
A.1.4. Strategy: WORKERS' COMPENSATION INSURANCE	208,312	208,312
A.1.5. Strategy: TEXAS PUBLIC EDUCATION GRANTS	2,387,378	2,396,905
A.1.6. Strategy: ORGANIZED ACTIVITIES	47,533	47,533

TEXAS SOUTHERN UNIVERSITY
(Continued)

A.1.7. Strategy: CRU FUNDING ¹	<u>975,922</u>	<u>975,922</u>
Performance-based Funding For Comprehensive Universities.		
Total, Goal A: INSTRUCTION/OPERATIONS	\$ 37,196,093	\$ 37,205,620
B. Goal: INFRASTRUCTURE SUPPORT		
Provide Infrastructure Support.		
B.1.1. Strategy: E&G SPACE SUPPORT ¹	\$ 6,351,621	\$ 6,351,621
Educational and General Space Support.		
B.1.2. Strategy: CCAP REVENUE BONDS	15,372,288	14,498,338
Capital Construction Assistance Projects Revenue Bonds.		
B.1.3. Strategy: SMALL INSTITUTION SUPPLEMENT	<u>360,213</u>	<u>360,213</u>
Total, Goal B: INFRASTRUCTURE SUPPORT	\$ 22,084,122	\$ 21,210,172
C. Goal: NON-FORMULA SUPPORT		
Provide Non-formula Support.		
C.1. Objective: INSTRUCTIONAL SUPPORT		
C.1.1. Strategy: THURGOOD MARSHALL SCHOOL OF LAW	\$ 155,372	\$ 155,372
C.1.2. Strategy: ACCREDITATION - BUSINESS	25,706	25,706
Accreditation Continuation - Business.		
C.1.3. Strategy: ACCREDITATION - PHARMACY	25,928	25,928
Accreditation Continuation - Pharmacy.		
C.1.4. Strategy: ACCREDITATION - EDUCATION	32,481	32,481
Accreditation Continuation - Education.		
C.2. Objective: PUBLIC SERVICE		
C.2.1. Strategy: MICKEY LELAND CENTER	\$ 36,146	\$ 36,146
Mickey Leland Center on World Hunger and Peace.		
C.2.2. Strategy: URBAN REDEVELOPMENT/RENEWAL	44,857	44,857
Urban Redevelopment and Renewal.		
C.2.3. Strategy: TEXAS SUMMER ACADEMY	224,284	224,284
C.3. Objective: INSTITUTIONAL SUPPORT		
C.3.1. Strategy: INSTITUTIONAL ENHANCEMENT	\$ 6,867,714	\$ 6,867,714
C.3.2. Strategy: MIS/FISCAL OPERATIONS	<u>73,964</u>	<u>73,964</u>
Integrated Plan to Improve MIS and Fiscal Operations.		
Total, Goal C: NON-FORMULA SUPPORT	\$ 7,486,452	\$ 7,486,452
D. Goal: ACADEMIC DEVELOPMENT INITIATIVE		
D.1.1. Strategy: ACADEMIC DEVELOPMENT INITIATIVE	\$ 13,990,262	\$ 13,990,262
E. Goal: RESEARCH FUNDS		
E.1.1. Strategy: COMPREHENSIVE RESEARCH FUND ^{1,2}	<u>539,592</u>	<u>539,592</u>
Grand Total, TEXAS SOUTHERN UNIVERSITY	<u><u>\$ 81,296,521</u></u>	<u><u>\$ 80,432,098</u></u>
Object-of-Expense Informational Listing:		
Salaries and Wages	\$ 30,258,695	\$ 28,213,659
Other Personnel Costs	240,468	235,435
Faculty Salaries (Higher Education Only)	28,831,081	30,883,488
Professional Fees and Services	95,940	92,807
Consumable Supplies	75,705	75,455
Utilities	6,195	6,195
Travel	12,777	12,777
Rent - Machine and Other	4,887	4,887
Debt Service	15,372,288	14,498,338
Other Operating Expense	4,011,107	4,012,152
Grants	<u>2,387,378</u>	<u>2,396,905</u>
Total, Object-of-Expense Informational Listing	<u><u>\$ 81,296,521</u></u>	<u><u>\$ 80,432,098</u></u>
Estimated Allocations for Employee Benefits and Debt Service Appropriations Made Elsewhere in this Act:		
<u>Employee Benefits</u>		
Retirement	\$ 4,527,332	\$ 4,656,177
Group Insurance	5,701,069	5,701,069

TEXAS SOUTHERN UNIVERSITY
(Continued)

Social Security 4,345,492 4,484,548

Total, Estimated Allocations for Employee Benefits and Debt Service Appropriations Made Elsewhere in this Act \$ 14,573,893 \$ 14,841,794

2. Performance Measure Targets. The following is a listing of the key performance target levels for the Texas Southern University. It is the intent of the Legislature that appropriations made by this Act be utilized in the most efficient and effective manner possible to achieve the intended mission of the Texas Southern University. In order to achieve the objectives and service standards established by this Act, the Texas Southern University shall make every effort to attain the following designated key performance target levels associated with each item of appropriation.

	<u>2024</u>	<u>2025</u>
A. Goal: INSTRUCTION/OPERATIONS		
Outcome (Results/Impact):		
Percent of First-time, Full-time, Degree-seeking Freshmen Who Earn a Baccalaureate Degree within Six Academic Years	30%	30%
Percent of First-time, Full-time, Degree-seeking Freshmen Who Earn a Baccalaureate Degree within Four Academic Years	11%	11%
Persistence Rate of First-time, Full-time, Degree-seeking Freshmen Students after One Academic Year	60%	60%
Certification Rate of Teacher Education Graduates	95%	95%
Percent of Baccalaureate Graduates Who Are First Generation College Graduates	40.5%	40.5%
Percent of Incoming Full-time Undergraduate Transfer Students Who Graduate within Four Years	49.26%	49.26%
Percent of Incoming Full-time Undergraduate Transfer Students Who Graduate within Two Years	27%	27%
Percent of Lower Division Semester Credit Hours Taught by Tenured or Tenure-Track Faculty	27.7%	27.7%
State Licensure Pass Rate of Law Graduates	76%	76%
State Licensure Pass Rate of Pharmacy Graduates	90%	90%
Dollar Value of External or Sponsored Research Funds (in Millions)	4.19	4.19
A.1.1. Strategy: OPERATIONS SUPPORT		
Efficiencies:		
Administrative Cost as a Percent of Total Expenditures	8.7%	8.7%
Average Cost of Resident Undergraduate Tuition And Fees For 15 Semester Credit Hours	4,586.65	4,586.65
Explanatory:		
Average Student Loan Debt	32,736	32,736
Percent of Students with Student Loan Debt	82.4%	82.4%
Average Financial Aid Award Per Full-Time Student	16,222	16,222
Percent of Full-Time Students Receiving Financial Aid	93.9%	93.9%

3. Thurgood Marshall School of Law. In addition to General Revenue Funds identified above for the operation and maintenance of the Thurgood Marshall School of Law, all tuition and fee revenues generated through enrollment in the School of Law, including Texas Public Education Grants and Emergency Loans under Education Code, Chapter 56 (Student Financial Aid Assistance), shall be allocated for use by the School of Law and may only be expended for purposes related to the operation and maintenance of the School of Law and its students.

4. Governing Board. Out of the funds appropriated above, an amount not to exceed \$30,000 in each year of the biennium shall be for all expenses associated with the governing board's duties including, but not limited to: travel, entertainment, lodging, and expenses of state employees who provide services for the governing board.

A separate record of the board's expenditures shall be kept and retained in the same manner as the fiscal records of the institution(s) the board governs. No funds may be used for the governing board's expenses except for the specific amounts designated above. Funds appropriated for the governing board's expenses may be used for any other purpose covered by this Act.

5. Academic Development Initiative. Funds appropriated above in Strategy D.1.1, Academic Development Initiative, in the amount of \$13,990,262 in fiscal year 2024 and \$13,990,262 in fiscal year 2025, are to be used for (1) proven academic success programs; (2) existing graduate programs; (3) undergraduate education; and (4) initiatives to target enrollment growth. The University shall submit to the Texas Southern University Board of Regents, the Texas Higher Education Coordinating Board, the Legislative Budget Board, and the Governor a report describing the use of the funds appropriated that states the goals to be achieved through use of the

TEXAS SOUTHERN UNIVERSITY
(Continued)

funds and established timelines and milestones for showing progress in meeting the goals. The report shall include proposed actions to be taken in the event a milestone is not met. The report shall be due with the submission of the Legislative Appropriations Request in a format prescribed by the Legislative Budget Board and which documents the year the funding was established, the mission of programs funded with the appropriation, major accomplishments achieved, future goals, and the impact on programs should funding be discontinued. Any unexpended balances as of August 31, 2024, (estimated to be \$0) appropriated by the Legislature for the Academic Development Initiative, are appropriated to Texas Southern University for the fiscal year beginning September 1, 2024.

¹ Incorporates Special Provisions Relating Only to State Agencies of Higher Education, Section 58, relating to Higher Education Affordability resulting in increases of \$2,653,184 out of General Revenue Funds and 74.2 FTEs each fiscal year of the 2024-25 biennium.

² Incorporates Article IX, §18.16, 88th Legislature, Regular Session, relating to Contingency Funding for House Bill 1595 and House Joint Resolution 3, resulting in a decrease of \$226,245 out of General Revenue Funds each fiscal year of the biennium.

TEXAS TECH UNIVERSITY SYSTEM ADMINISTRATION

	For the Years Ending	
	August 31, 2024	August 31, 2025
Method of Financing:		
General Revenue Fund	\$ 1,299,600	\$ 1,299,600
Total, Method of Financing	\$ 1,299,600	\$ 1,299,600
Items of Appropriation:		
1. Educational and General State Support	\$ 1,299,600	\$ 1,299,600
Grand Total, TEXAS TECH UNIVERSITY SYSTEM ADMINISTRATION	\$ 1,299,600	\$ 1,299,600

This bill pattern represents an estimated 4.6% of this agency's estimated total available funds for the biennium.

Number of Full-Time-Equivalents (FTE)- Appropriated Funds	74.3	74.3
--	------	------

- 1. Informational Listing of Appropriated Funds.** The appropriations made above for Educational and General State Support are subject to the special and general provisions of this Act and include the following amounts for the purposes indicated.

A. Goal: INSTRUCTION/OPERATIONS		
Provide Instructional and Operations Support.		
A.1.1. Strategy: SYSTEM OFFICE OPERATIONS	\$ 1,299,600	\$ 1,299,600
Grand Total, TEXAS TECH UNIVERSITY SYSTEM ADMINISTRATION	\$ 1,299,600	\$ 1,299,600

Object-of-Expense Informational Listing:		
Salaries and Wages	\$ 1,299,600	\$ 1,299,600
Total, Object-of-Expense Informational Listing	\$ 1,299,600	\$ 1,299,600

Estimated Allocations for Employee Benefits and Debt Service Appropriations Made Elsewhere in this Act:		
<u>Employee Benefits</u>		
Retirement	\$ 431,776	\$ 451,020
Group Insurance	897,053	897,053

TEXAS TECH UNIVERSITY SYSTEM ADMINISTRATION
(Continued)

Social Security	398,681	411,439
Total, Estimated Allocations for Employee Benefits and Debt Service Appropriations Made Elsewhere in this Act	\$ 1,727,510	\$ 1,759,512

2. Governing Board. Out of the funds appropriated above, an amount not to exceed \$125,000 in each year of the biennium shall be for all expenses associated with the governing board's duties including, but not limited to: travel, entertainment, lodging, and expenses of state employees who provide services for the governing board.

A separate record of the board's expenditures shall be kept and retained in the same manner as the fiscal records of the institution(s) the board governs. No funds may be used for the governing board's expenses except for the specific amounts designated above. Funds appropriated for the governing board's expenses may be used for any other purpose covered by this Act.

3. Aircraft Authorized. The Texas Tech University System Administration is authorized to acquire, operate and maintain, including replacing, one passenger airplane. Such airplane should be acquired by gift, if possible, but may be acquired by purchase subject to the authority under Government Code, Chapter 2205. All costs of acquisition, operation and maintenance, including replacement, shall be paid for out of institutional funds as defined by Texas Administrative Code. In the event that a temporary need arises, the Texas Tech University may expend institutional funds for the lease or rental of an aircraft on an as-needed basis.

TEXAS TECH UNIVERSITY

	For the Years Ending	
	August 31, 2024	August 31, 2025
Method of Financing:		
General Revenue Fund ^{1, 2, 3, 4}	\$ 220,880,689	\$ 220,778,646
<u>General Revenue Fund - Dedicated</u>		
Estimated Board Authorized Tuition Increases Account No. 704	\$ 8,468,847	\$ 8,468,847
Estimated Other Educational and General Income Account No. 770	52,662,832	52,824,505
Subtotal, General Revenue Fund - Dedicated	\$ 61,131,679	\$ 61,293,352
License Plate Trust Fund Account No. 0802, estimated	\$ 40,000	\$ 40,000
Total, Method of Financing	\$ 282,052,368	\$ 282,111,998
Items of Appropriation:		
1. Educational and General State Support	\$ 282,052,368	\$ 282,111,998
Grand Total, TEXAS TECH UNIVERSITY	\$ 282,052,368	\$ 282,111,998

This bill pattern represents an estimated 23.2% of this agency's estimated total available funds for the biennium.

Number of Full-Time-Equivalents (FTE)-Appropriated Funds^{1, 2}	2,952.2	2,952.2
--	---------	---------

1. Informational Listing of Appropriated Funds. The appropriations made above for Educational and General State Support are subject to the special and general provisions of this Act and include the following amounts for the purposes indicated.

A. Goal: INSTRUCTION/OPERATIONS

Provide Instructional and Operations Support.

A.1.1. Strategy: OPERATIONS SUPPORT ¹	\$ 172,743,136	\$ 172,743,137
A.1.2. Strategy: TEACHING EXPERIENCE SUPPLEMENT ¹	2,906,662	2,906,662
A.1.3. Strategy: STAFF GROUP INSURANCE PREMIUMS	7,895,376	7,895,376
A.1.4. Strategy: WORKERS' COMPENSATION INSURANCE	471,602	471,602
A.1.5. Strategy: TEXAS PUBLIC EDUCATION GRANTS	7,286,100	7,323,243

TEXAS TECH UNIVERSITY
(Continued)

A.1.6. Strategy: ORGANIZED ACTIVITIES	<u>575,000</u>	<u>575,000</u>
Total, Goal A: INSTRUCTION/OPERATIONS	\$ 191,877,876	\$ 191,915,020
B. Goal: INFRASTRUCTURE SUPPORT		
Provide Infrastructure Support.		
B.1.1. Strategy: E&G SPACE SUPPORT ¹ Educational and General Space Support.	\$ 31,390,627	\$ 31,390,627
B.1.2. Strategy: CCAP REVENUE BONDS Capital Construction Assistance Projects Revenue Bonds.	<u>15,756,380</u>	<u>15,778,866</u>
Total, Goal B: INFRASTRUCTURE SUPPORT	\$ 47,147,007	\$ 47,169,493
C. Goal: NON-FORMULA SUPPORT		
Provide Non-formula Support.		
C.1. Objective: INSTRUCTIONAL SUPPORT		
C.1.1. Strategy: LIBRARY ARCHIVAL SUPPORT	\$ 335,396	\$ 335,396
C.1.2. Strategy: VETERINARY MEDICINE	11,041,250	11,041,250
C.2. Objective: RESEARCH		
C.2.1. Strategy: AGRICULTURAL RESEARCH Research to Enhance Ag Production & Add Value to Ag Products in Texas.	\$ 1,251,879	\$ 1,251,879
C.2.2. Strategy: ENERGY RESEARCH Research in Energy Production and Environmental Protection in Texas.	433,290	433,290
C.2.3. Strategy: EMERGING TECHNOLOGIES RESEARCH Research in Emerging Technologies and Economic Development in Texas.	243,480	243,480
C.2.4. Strategy: TX PRODUCED WATER CONSORTIUM ⁴ Texas Produced Water Consortium.	2,500,000	2,500,000
C.3. Objective: PUBLIC SERVICE		
C.3.1. Strategy: JUNCTION ANNEX OPERATION	\$ 100,724	\$ 100,724
C.3.2. Strategy: HILL COUNTRY EDUCATIONAL NETWORK	177,091	177,091
C.3.3. Strategy: SMALL BUSINESS DEVELOPMENT Small Business Development Center.	837,432	837,432
C.3.4. Strategy: MUSEUMS & CENTERS Museums and Historical, Cultural, and Educational Centers.	957,046	957,046
C.3.5. Strategy: CENTER FOR FINANCIAL RESPONSIBILITY	107,452	107,452
C.4. Objective: INSTITUTIONAL SUPPORT		
C.4.1. Strategy: INSTITUTIONAL ENHANCEMENT ²	<u>\$ 25,042,445</u>	<u>\$ 25,042,445</u>
Total, Goal C: NON-FORMULA SUPPORT	<u>\$ 43,027,485</u>	<u>\$ 43,027,485</u>
Grand Total, TEXAS TECH UNIVERSITY	<u><u>\$ 282,052,368</u></u>	<u><u>\$ 282,111,998</u></u>
Object-of-Expense Informational Listing:		
Salaries and Wages	\$ 87,216,600	\$ 93,456,577
Other Personnel Costs	14,607,563	13,359,073
Faculty Salaries (Higher Education Only)	130,972,786	130,195,084
Professional Salaries - Faculty Equivalent (Higher Education Only)	2,186,526	2,051,570
Professional Fees and Services	3,129,439	2,162,920
Fuels and Lubricants	14,733	14,733
Consumable Supplies	2,683,399	1,858,467
Utilities	59,978	59,978
Travel	1,347,374	934,909
Rent - Building	17,487	17,487
Rent - Machine and Other	106,058	106,058
Debt Service	15,756,380	15,778,866
Other Operating Expense	13,512,066	11,633,840
Client Services	33,975	37,289
Grants	7,286,100	7,323,243
Capital Expenditures	<u>3,121,904</u>	<u>3,121,904</u>
Total, Object-of-Expense Informational Listing	<u><u>\$ 282,052,368</u></u>	<u><u>\$ 282,111,998</u></u>

TEXAS TECH UNIVERSITY
(Continued)

Estimated Allocations for Employee Benefits and Debt Service Appropriations Made Elsewhere in this Act:

Employee Benefits

Retirement	\$ 16,328,358	\$ 16,737,924
Group Insurance	25,669,488	25,669,488
Social Security	15,017,189	15,497,739

Total, Estimated Allocations for Employee Benefits and Debt Service Appropriations Made Elsewhere in this Act	\$ 57,015,035	\$ 57,905,151
--	----------------------	----------------------

2. Performance Measure Targets. The following is a listing of the key performance target levels for the Texas Tech University. It is the intent of the Legislature that appropriations made by this Act be utilized in the most efficient and effective manner possible to achieve the intended mission of the Texas Tech University. In order to achieve the objectives and service standards established by this Act, the Texas Tech University shall make every effort to attain the following designated key performance target levels associated with each item of appropriation.

	2024	2025
A. Goal: INSTRUCTION/OPERATIONS		
Outcome (Results/Impact):		
Percent of First-time, Full-time, Degree-seeking Freshmen Who Earn a Baccalaureate Degree within Six Academic Years	64%	64%
Percent of First-time, Full-time, Degree-seeking Freshmen Who Earn a Baccalaureate Degree within Four Academic Years	45%	45%
Persistence Rate of First-time, Full-time, Degree-seeking Freshmen Students after One Academic Year	88%	88%
Certification Rate of Teacher Education Graduates	99%	99%
Percent of Baccalaureate Graduates Who Are First Generation College Graduates	26%	26%
Percent of Incoming Full-time Undergraduate Transfer Students Who Graduate within Four Years	67%	67%
Percent of Incoming Full-time Undergraduate Transfer Students Who Graduate within Two Years	43%	43%
Percent of Lower Division Semester Credit Hours Taught by Tenured or Tenure-Track Faculty	30%	30%
State Licensure Pass Rate of Law Graduates	97%	97%
State Licensure Pass Rate of Engineering Graduates	71%	71%
Dollar Value of External or Sponsored Research Funds (in Millions)	64	67
A.1.1. Strategy: OPERATIONS SUPPORT		
Efficiencies:		
Administrative Cost as a Percent of Total Expenditures	6.4%	6.4%
Average Cost of Resident Undergraduate Tuition And Fees For 15 Semester Credit Hours	5,734	5,734
Explanatory:		
Average Student Loan Debt	34,219	34,219
Percent of Students with Student Loan Debt	52%	52%
Average Financial Aid Award Per Full-Time Student	13,801	13,801
Percent of Full-Time Students Receiving Financial Aid	78%	78%

3. Veterinary Medicine. Texas Tech University may use funds appropriated in Strategy C.1.2, Veterinary Medicine, to initiate curriculum design and development, basic science faculty recruitment, and commencement of organization and other processes necessary to attain accreditation of the four-year veterinary medicine program.

4. Contingency for SB 1047 - Produced Water Consortium.⁴ Included in amounts above in Strategy C.2.4, TX Produced Water Consortium, \$2,500,000 out of the General Revenue Fund in each fiscal year of the 2024-25 biennium are appropriated to Texas Tech University to support the Texas Produced Water Consortium.

¹ Incorporates Special Provisions Relating Only to State Agencies of Higher Education, Section 58, relating to Higher Education Affordability resulting in increases of \$10,205,102 out of General Revenue Funds and 191.2 FTEs each fiscal year of the 2024-25 biennium.

² Incorporates Article IX, §17.35, 88th Legislature, Regular Session, relating to support for Institutional Enhancement, resulting in increases of \$20,315,000 out of General Revenue Funds and 89.0 FTEs each fiscal year of the biennium.

³ Incorporates Article IX, §18.16, 88th Legislature, Regular Session, relating to Contingency Funding for House Bill 1595 and House Joint Resolution 3, resulting in a decrease of \$10,278,786 out of General Revenue Funds each fiscal year of the 2024-25 biennium.

TEXAS TECH UNIVERSITY
(Continued)

⁴ Incorporates Article IX, §18.51, 88th Legislature, Regular Session, relating to Contingency Funding for Senate Bill 1047 to support the Texas Produced Water Consortium, resulting in increases of \$2,500,000 out of General Revenue Funds each year of the 2024-25 biennium.

ANGELO STATE UNIVERSITY

	For the Years Ending	
	August 31, 2024	August 31, 2025
Method of Financing:		
General Revenue Fund ^{1, 2, 3}	\$ 34,419,959	\$ 34,410,847
 <u>General Revenue Fund - Dedicated</u>		
Estimated Board Authorized Tuition Increases Account No. 704	\$ 1,324,655	\$ 1,324,655
Estimated Other Educational and General Income Account No. 770	9,597,110	9,604,574
Subtotal, General Revenue Fund - Dedicated	\$ 10,921,765	\$ 10,929,229
License Plate Trust Fund Account No. 0802, estimated	\$ 1,833	\$ 1,833
Total, Method of Financing	\$ 45,343,557	\$ 45,341,909
 Items of Appropriation:		
1. Educational and General State Support	\$ 45,343,557	\$ 45,341,909
Grand Total, ANGELO STATE UNIVERSITY	\$ 45,343,557	\$ 45,341,909

This bill pattern represents an estimated 31.4% of this agency's estimated total available funds for the biennium.

Number of Full-Time-Equivalents (FTE)- Appropriated Funds^{1, 2}	495.5	495.5
---	-------	-------

- 1. Informational Listing of Appropriated Funds.** The appropriations made above for Educational and General State Support are subject to the special and general provisions of this Act and include the following amounts for the purposes indicated.

A. Goal: INSTRUCTION/OPERATIONS

Provide Instructional and Operations Support.

A.1.1. Strategy: OPERATIONS SUPPORT ¹	\$ 22,048,234	\$ 22,048,234
A.1.2. Strategy: TEACHING EXPERIENCE SUPPLEMENT ¹	767,536	767,535
A.1.3. Strategy: STAFF GROUP INSURANCE PREMIUMS	2,299,557	2,299,557
A.1.4. Strategy: TEXAS PUBLIC EDUCATION GRANTS	1,550,118	1,553,860
A.1.5. Strategy: ORGANIZED ACTIVITIES	159,319	159,319
A.1.6. Strategy: CRU FUNDING ¹	960,633	960,633

Performance-based Funding For Comprehensive Universities.

Total, Goal A: INSTRUCTION/OPERATIONS	\$ 27,785,397	\$ 27,789,138
--	---------------	---------------

B. Goal: INFRASTRUCTURE SUPPORT

Provide Infrastructure Support.

B.1.1. Strategy: E&G SPACE SUPPORT ¹	\$ 4,098,474	\$ 4,098,474
Educational and General Space Support.		
B.1.2. Strategy: CCAP REVENUE BONDS	4,822,989	4,817,600

Capital Construction Assistance Projects Revenue Bonds.

Total, Goal B: INFRASTRUCTURE SUPPORT	\$ 8,921,463	\$ 8,916,074
--	--------------	--------------

C. Goal: NON-FORMULA SUPPORT

Provide Non-formula Support.

C.1. Objective: INSTRUCTIONAL SUPPORT

C.1.1. Strategy: CENTER FOR ACADEMIC EXCELLENCE	\$ 197,378	\$ 197,378
--	------------	------------

ANGELO STATE UNIVERSITY
(Continued)

C.1.2. Strategy: COLLEGE OF NURSING & ALLIED HEALTH		
College of Nursing & Allied Health-Ctr Rural Health, Wellness & Rehab.	569,869	569,869
C.1.3. Strategy: COMMERCIAL AVIATION ²		
Commercial Aviation Program.	1,000,000	1,000,000
C.2. Objective: PUBLIC SERVICE		
C.2.1. Strategy: SMALL BUSINESS DEVELOPMENT CENTER	\$ 92,290	\$ 92,290
C.2.2. Strategy: MGT/INSTRUCTION/RESEARCH CENTER	116,820	116,820
Management, Instruction, and Research Center.		
C.2.3. Strategy: CYBERSECURITY PROJECT	250,000	250,000
C.3. Objective: INSTITUTIONAL SUPPORT		
C.3.1. Strategy: INSTITUTIONAL ENHANCEMENT	\$ 5,673,806	\$ 5,673,806
C.3.2. Strategy: FRESHMAN COLLEGE	<u>696,506</u>	<u>696,506</u>
Total, Goal C: NON-FORMULA SUPPORT	\$ 8,596,669	\$ 8,596,669
D. Goal: RESEARCH FUNDS		
D.1.1. Strategy: COMPREHENSIVE RESEARCH FUND ^{1,3}	<u>\$ 40,028</u>	<u>\$ 40,028</u>
Grand Total, ANGELO STATE UNIVERSITY	<u>\$ 45,343,557</u>	<u>\$ 45,341,909</u>

Object-of-Expense Informational Listing:

Salaries and Wages	\$ 11,214,820	\$ 11,643,302
Other Personnel Costs	440,265	427,867
Faculty Salaries (Higher Education Only)	21,246,243	21,361,660
Professional Fees and Services	69,743	13,051
Fuels and Lubricants	12,052	0
Consumable Supplies	71,342	57,427
Utilities	421,208	383,114
Travel	47,912	13,051
Rent - Building	2,220	4,002
Rent - Machine and Other	52,591	50,466
Debt Service	4,822,989	4,817,600
Other Operating Expense	5,302,581	5,016,509
Grants	1,550,118	1,553,860
Capital Expenditures	<u>89,473</u>	<u>0</u>

Total, Object-of-Expense Informational Listing \$ 45,343,557 \$ 45,341,909

Estimated Allocations for Employee Benefits and Debt Service Appropriations Made Elsewhere in this Act:

<u>Employee Benefits</u>		
Retirement	\$ 2,494,113	\$ 2,561,551
Group Insurance	6,498,186	6,498,186
Social Security	<u>2,521,324</u>	<u>2,602,006</u>

Total, Estimated Allocations for Employee Benefits and Debt Service Appropriations Made Elsewhere in this Act \$ 11,513,623 \$ 11,661,743

2. Performance Measure Targets. The following is a listing of the key performance target levels for the Angelo State University. It is the intent of the Legislature that appropriations made by this Act be utilized in the most efficient and effective manner possible to achieve the intended mission of the Angelo State University. In order to achieve the objectives and service standards established by this Act, the Angelo State University shall make every effort to attain the following designated key performance target levels associated with each item of appropriation.

	<u>2024</u>	<u>2025</u>
A. Goal: INSTRUCTION/OPERATIONS		
Outcome (Results/Impact):		
Percent of First-time, Full-time, Degree-seeking Freshmen Who Earn a Baccalaureate Degree within Six Academic Years	41%	41%
Percent of First-time, Full-time, Degree-seeking Freshmen Who Earn a Baccalaureate Degree within Four Academic Years	30%	30%
Persistence Rate of First-time, Full-time, Degree-seeking Freshmen Students after One Academic Year	69%	69%
Certification Rate of Teacher Education Graduates	85%	85%
Percent of Baccalaureate Graduates Who Are First Generation College Graduates	45%	45%
Percent of Incoming Full-time Undergraduate Transfer Students Who Graduate within Four Years	50%	50%

ANGELO STATE UNIVERSITY
(Continued)

Percent of Incoming Full-time Undergraduate Transfer Students Who Graduate within Two Years	25%	25%
Percent of Lower Division Semester Credit Hours Taught by Tenured or Tenure-Track Faculty	40%	40%
State Licensure Pass Rate of Nursing Graduates	90%	90%
Dollar Value of External or Sponsored Research Funds (in Millions)	0.2	0.2
A.1.1. Strategy: OPERATIONS SUPPORT		
Efficiencies:		
Administrative Cost as a Percent of Total Expenditures	9%	9%
Average Cost of Resident Undergraduate Tuition And Fees For 15 Semester Credit Hours	4,655	4,655
Explanatory:		
Average Student Loan Debt	24,900	24,900
Percent of Students with Student Loan Debt	60%	60%
Average Financial Aid Award Per Full-Time Student	10,500	10,500
Percent of Full-Time Students Receiving Financial Aid	90%	90%

- 3. Freshman College.** Out of funds appropriated to Angelo State University in Strategy C.3.2, Freshman College, \$696,506 in General Revenue in fiscal year 2024 and \$696,506 in General Revenue in fiscal year 2025 will be used for the Freshman College.
- 4. Cybersecurity Project.** Out of funds appropriated to Angelo State University in Strategy C.2.3, Cybersecurity Project, \$250,000 in General Revenue in fiscal year 2024 and \$250,000 in General Revenue in fiscal year 2025 will be used to support the Cybersecurity Project.
- 5. Commercial Aviation Program.²** Included in amounts above in Strategy C.1.3, Commercial Aviation Program, \$1,000,000 out of the General Revenue Fund and 1.5 FTEs in each fiscal year of the 2024-25 biennium are appropriated to Angelo State University to support the Commercial Aviation Program.

¹ Incorporates Special Provisions Relating Only to State Agencies of Higher Education, Section 58, relating to Higher Education Affordability resulting in increases of \$2,200,825 out of General Revenue Funds and 65.3 FTEs each fiscal year of the 2024-25 biennium.

² Incorporates Article IX, §17.35, 88th Legislature, Regular Session, relating to support for the Commercial Aviation program, resulting in increases of \$1,000,000 out of General Revenue Funds and 1.5 FTEs each fiscal year of the biennium.

³ Incorporates Article IX, §18.16, 88th Legislature, Regular Session, relating to Contingency Funding for House Bill 1595 and House Joint Resolution 3, resulting in a decrease of \$3,151 out of General Revenue Funds each fiscal year of the biennium.

MIDWESTERN STATE UNIVERSITY

	For the Years Ending	
	August 31, 2024	August 31, 2025
Method of Financing:		
General Revenue Fund ^{1, 2, 3}	\$ 26,614,989	\$ 26,605,066
General Revenue Fund - Dedicated		
Midwestern University Special Mineral Account No. 412, estimated	\$ 8,000	\$ 7,000
Estimated Board Authorized Tuition Increases Account No. 704	472,500	472,500
Estimated Other Educational and General Income Account No. 770	<u>5,161,828</u>	<u>5,170,744</u>
Subtotal, General Revenue Fund - Dedicated	<u>\$ 5,642,328</u>	<u>\$ 5,650,244</u>
Total, Method of Financing	<u>\$ 32,257,317</u>	<u>\$ 32,255,310</u>
Items of Appropriation:		
1. Educational and General State Support	\$ 32,257,317	\$ 32,255,310
Grand Total, MIDWESTERN STATE UNIVERSITY	<u>\$ 32,257,317</u>	<u>\$ 32,255,310</u>

MIDWESTERN STATE UNIVERSITY
(Continued)

This bill pattern represents an estimated 26.2% of this agency's estimated total available funds for the biennium.

Number of Full-Time-Equivalents (FTE)- Appropriated Funds^{1,2}	367.1	367.1
--	-------	-------

1. Informational Listing of Appropriated Funds. The appropriations made above for Educational and General State Support are subject to the special and general provisions of this Act and include the following amounts for the purposes indicated.

A. Goal: INSTRUCTION/OPERATIONS

Provide Instructional and Operations Support.

A.1.1. Strategy: OPERATIONS SUPPORT ¹	\$ 13,432,926	\$ 13,432,926
A.1.2. Strategy: TEACHING EXPERIENCE SUPPLEMENT ¹	546,478	546,478
A.1.3. Strategy: STAFF GROUP INSURANCE PREMIUMS	1,007,692	1,007,692
A.1.4. Strategy: WORKERS' COMPENSATION INSURANCE	28,720	28,719
A.1.5. Strategy: TEXAS PUBLIC EDUCATION GRANTS	857,977	861,309
A.1.6. Strategy: CRU FUNDING ¹	916,039	916,039
Performance-based Funding For Comprehensive Universities.		

Total, Goal A: INSTRUCTION/OPERATIONS	\$ 16,789,832	\$ 16,793,163
--	---------------	---------------

B. Goal: INFRASTRUCTURE SUPPORT

Provide Infrastructure Support.

B.1.1. Strategy: E&G SPACE SUPPORT ¹	\$ 2,723,124	\$ 2,723,124
Educational and General Space Support.		
B.1.2. Strategy: CCAP REVENUE BONDS	8,378,788	8,374,450
Capital Construction Assistance Projects Revenue Bonds.		
B.1.3. Strategy: SMALL INSTITUTION SUPPLEMENT	1,205,448	1,205,448

Total, Goal B: INFRASTRUCTURE SUPPORT	\$ 12,307,360	\$ 12,303,022
--	---------------	---------------

C. Goal: NON-FORMULA SUPPORT

Provide Non-formula Support.

C.1. Objective: INSTRUCTIONAL SUPPORT

C.1.1. Strategy: STEM EXPANSION & CTR FOR EXCELLENCE ²	\$ 1,200,000	\$ 1,200,000
Stem Expansion & Center for Excellence.		

C.2. Objective: PUBLIC SERVICE

C.2.1. Strategy: SMALL BUSINESS DEVELOPMENT CENTER	\$ 93,299	\$ 93,299
---	-----------	-----------

C.3. Objective: INSTITUTIONAL SUPPORT

C.3.1. Strategy: INSTITUTIONAL ENHANCEMENT	\$ 1,734,952	\$ 1,733,952
---	--------------	--------------

Total, Goal C: NON-FORMULA SUPPORT	\$ 3,028,251	\$ 3,027,251
---	--------------	--------------

D. Goal: RESEARCH FUNDS

D.1.1. Strategy: COMPREHENSIVE RESEARCH FUND ^{1,3}	\$ 131,874	\$ 131,874
--	------------	------------

Grand Total, MIDWESTERN STATE UNIVERSITY	<u>\$ 32,257,317</u>	<u>\$ 32,255,310</u>
---	----------------------	----------------------

Object-of-Expense Informational Listing:

Salaries and Wages	\$ 5,074,275	\$ 6,211,275
Other Personnel Costs	1,167,371	1,136,385
Faculty Salaries (Higher Education Only)	11,483,028	10,346,927
Utilities	7,232	7,515
Debt Service	8,378,788	8,374,450
Other Operating Expense	5,261,240	5,297,790
Grants	857,977	861,309
Capital Expenditures	27,406	19,659

Total, Object-of-Expense Informational Listing	<u>\$ 32,257,317</u>	<u>\$ 32,255,310</u>
---	----------------------	----------------------

Estimated Allocations for Employee Benefits and Debt Service Appropriations Made Elsewhere in this Act:

Employee Benefits

Retirement	\$ 1,162,782	\$ 1,193,512
Group Insurance	4,091,801	4,091,801

MIDWESTERN STATE UNIVERSITY
(Continued)

Social Security	1,342,785	1,385,755
Total, Estimated Allocations for Employee Benefits and Debt Service Appropriations Made Elsewhere in this Act	\$ 6,597,368	\$ 6,671,068

2. Performance Measure Targets. The following is a listing of the key performance target levels for the Midwestern State University. It is the intent of the Legislature that appropriations made by this Act be utilized in the most efficient and effective manner possible to achieve the intended mission of the Midwestern State University. In order to achieve the objectives and service standards established by this Act, the Midwestern State University shall make every effort to attain the following designated key performance target levels associated with each item of appropriation.

	2024	2025
A. Goal: INSTRUCTION/OPERATIONS		
Outcome (Results/Impact):		
Percent of First-time, Full-time, Degree-seeking Freshmen Who Earn a Baccalaureate Degree within Six Academic Years	46%	46%
Percent of First-time, Full-time, Degree-seeking Freshmen Who Earn a Baccalaureate Degree within Four Academic Years	22%	22%
Persistence Rate of First-time, Full-time, Degree-seeking Freshmen Students after One Academic Year	63%	63%
Certification Rate of Teacher Education Graduates	93%	93%
Percent of Baccalaureate Graduates Who Are First Generation College Graduates	50%	50%
Percent of Incoming Full-time Undergraduate Transfer Students Who Graduate within Four Years	64%	64%
Percent of Incoming Full-time Undergraduate Transfer Students Who Graduate within Two Years	34%	34%
Percent of Lower Division Semester Credit Hours Taught by Tenured or Tenure-Track Faculty	66%	66%
State Licensure Pass Rate of Nursing Graduates	87%	87%
Dollar Value of External or Sponsored Research Funds (in Millions)	0.9	0.9
A.1.1. Strategy: OPERATIONS SUPPORT		
Efficiencies:		
Administrative Cost as a Percent of Total Expenditures	7.5%	7.5%
Average Cost of Resident Undergraduate Tuition And Fees For 15 Semester Credit Hours	4,977	4,977
Explanatory:		
Average Student Loan Debt	26,890	26,890
Percent of Students with Student Loan Debt	62%	62%
Average Financial Aid Award Per Full-Time Student	12,908	12,908
Percent of Full-Time Students Receiving Financial Aid	91%	91%

3. Appropriation of Special Mineral Fund. Any unexpended balances from appropriations for the fiscal year ending August 31, 2023, in the Midwestern State University Special Mineral Fund (GR-Dedicated Fund 412), estimated to be \$0, and included in the amounts appropriated above, are appropriated for the same purpose for the fiscal year beginning September 1, 2023. Any balances in Fund 412 remaining as of August 31, 2024, are appropriated for the same purpose for the fiscal year beginning September 1, 2024. Fund 412 revenues are estimated to be \$8,000 in fiscal year 2024 and \$7,000 in fiscal year 2025.

4. STEM Expansion & Center for Excellence.² Included in amounts above in Strategy C.1.1, STEM Expansion & Center for Excellence, \$1,200,000 out of the General Revenue Fund and 5.0 FTEs in each fiscal year of the 2024-25 biennium are appropriated to Midwestern State University to support the expansion of STEM programs and the STEM Center for Excellence.

¹ Incorporates Special Provisions Relating Only to State Agencies of Higher Education, Section 58, relating to Higher Education Affordability resulting in increases of \$1,705,163 out of General Revenue Funds and 54.3 FTEs each fiscal year of the 2024-25 biennium.

² Incorporates Article IX, §17.35, 88th Legislature, Regular Session, relating to support for the STEM Expansion and Center for Excellence, resulting in increases of \$1,200,000 out of General Revenue Funds and 5.0 FTEs each fiscal year of the biennium.

³ Incorporates Article IX, §18.16, 88th Legislature, Regular Session, relating to Contingency Funding for House Bill 1595 and House Joint Resolution 3, resulting in an increase of \$40,594 out of General Revenue Funds each fiscal year of the biennium.

TEXAS WOMAN'S UNIVERSITY SYSTEM

	For the Years Ending	
	August 31, 2024	August 31, 2025
Method of Financing:		
General Revenue Fund	\$ 265,526	\$ 265,526
Total, Method of Financing	\$ 265,526	\$ 265,526
Items of Appropriation:		
1. Educational and General State Support	\$ 265,526	\$ 265,526
Grand Total, TEXAS WOMAN'S UNIVERSITY SYSTEM	\$ 265,526	\$ 265,526

This bill pattern represents an estimated 100% of this agency's estimated total available funds for the biennium.

Number of Full-Time-Equivalents (FTE)- Appropriated Funds	2.0	2.0
--	-----	-----

1. Informational Listing of Appropriated Funds. The appropriations made above for Educational and General State Support are subject to the special and general provisions of this Act and include the following amounts for the purposes indicated.

A. Goal: INSTRUCTION/OPERATIONS		
Provide Instructional and Operations Support.		
A.1.1. Strategy: SYSTEM OFFICE OPERATIONS	\$ 265,526	\$ 265,526
Grand Total, TEXAS WOMAN'S UNIVERSITY SYSTEM	\$ 265,526	\$ 265,526

Object-of-Expense Informational Listing:		
Salaries and Wages	\$ 265,526	\$ 265,526
Total, Object-of-Expense Informational Listing	\$ 265,526	\$ 265,526

Estimated Allocations for Employee Benefits and Debt Service Appropriations Made Elsewhere in this Act:		
<u>Employee Benefits</u>		
Social Security	\$ 10,609	\$ 10,948
Total, Estimated Allocations for Employee Benefits and Debt Service Appropriations Made Elsewhere in this Act	\$ 10,609	\$ 10,948

2. Governing Board. Out of the funds appropriated above, an amount not to exceed \$35,000 in each year of the biennium shall be for all expenses associated with the governing board's duties including, but not limited to: travel, entertainment, lodging, and expenses of state employees who provide services for the governing board.

A separate record of the board's expenditures shall be kept and retained in the same manner as the fiscal records of the institution(s) the board governs. No funds may be used for the governing board's expenses except for the specific amounts designated above. Funds appropriated for the governing board's expenses may be used for any other purpose covered by this Act.

TEXAS WOMAN'S UNIVERSITY

	For the Years Ending	
	August 31, 2024	August 31, 2025
Method of Financing:		
General Revenue Fund ^{1, 2}	\$ 85,647,117	\$ 85,264,904
<u>General Revenue Fund - Dedicated</u>		
Estimated Board Authorized Tuition Increases Account No. 704	\$ 6,183,085	\$ 6,183,085

TEXAS WOMAN'S UNIVERSITY
(Continued)

Estimated Other Educational and General Income Account No. 770	<u>14,218,761</u>	<u>14,245,746</u>
Subtotal, General Revenue Fund - Dedicated	\$ <u>20,401,846</u>	\$ <u>20,428,831</u>
Total, Method of Financing	\$ <u>106,048,963</u>	\$ <u>105,693,735</u>
Items of Appropriation:		
1. Educational and General State Support	\$ 106,048,963	\$ 105,693,735
Grand Total, TEXAS WOMAN'S UNIVERSITY	\$ <u>106,048,963</u>	\$ <u>105,693,735</u>

This bill pattern represents an estimated 34.7% of this agency's estimated total available funds for the biennium.

Number of Full-Time-Equivalents (FTE)- Appropriated Funds¹	1,194.8	1,194.8
--	---------	---------

- 1. Informational Listing of Appropriated Funds.** The appropriations made above for Educational and General State Support are subject to the special and general provisions of this Act and include the following amounts for the purposes indicated.

A. Goal: INSTRUCTION/OPERATIONS

Provide Instructional and Operations Support.

A.1.1. Strategy: OPERATIONS SUPPORT ¹	\$ 60,453,147	\$ 60,453,147
A.1.2. Strategy: TEACHING EXPERIENCE SUPPLEMENT ¹	730,822	730,822
A.1.3. Strategy: STAFF GROUP INSURANCE PREMIUMS	2,533,949	2,533,949
A.1.4. Strategy: WORKERS' COMPENSATION INSURANCE	285,000	285,000
A.1.5. Strategy: TEXAS PUBLIC EDUCATION GRANTS	2,340,789	2,347,936
A.1.6. Strategy: CRU FUNDING ¹	<u>1,667,762</u>	<u>1,667,762</u>
Performance-based Funding For Comprehensive Universities.		

Total, Goal A: INSTRUCTION/OPERATIONS	\$ 68,011,469	\$ 68,018,616
--	---------------	---------------

B. Goal: INFRASTRUCTURE SUPPORT

Provide Infrastructure Support.

B.1.1. Strategy: E&G SPACE SUPPORT ¹	\$ 6,605,947	\$ 6,605,947
Educational and General Space Support.		
B.1.2. Strategy: CCAP REVENUE BONDS	<u>13,593,400</u>	<u>13,231,025</u>
Capital Construction Assistance Projects Revenue Bonds.		

Total, Goal B: INFRASTRUCTURE SUPPORT	\$ 20,199,347	\$ 19,836,972
--	---------------	---------------

C. Goal: NON-FORMULA SUPPORT

Provide Non-formula Support.

C.1. Objective: INSTRUCTIONAL SUPPORT

C.1.1. Strategy: ONLINE NURSING EDUCATION	\$ 85,904	\$ 85,904
C.1.2. Strategy: NURSING FACULTY RECRUIT & RETAIN	1,500,000	1,500,000
Nursing Faculty Recruitment And Retention.		

C.2. Objective: RESEARCH

C.2.1. Strategy: NUTRITION RESEARCH PROGRAM	\$ 9,609	\$ 9,609
Human Nutrition Research Development Program.		
C.2.2. Strategy: WOMEN'S HEALTH RESEARCH CENTER	40,118	40,118
Center for Research on Women's Health.		

C.3. Objective: PUBLIC SERVICE

C.3.1. Strategy: CENTER FOR WOMEN'S LEADERSHIP	\$ 8,193,918	\$ 8,193,918
Center for Women's Leadership in Business, Politics, and Public Policy.		

C.4. Objective: INSTITUTIONAL SUPPORT

C.4.1. Strategy: INSTITUTIONAL ENHANCEMENT	\$ 4,707,705	\$ 4,707,705
C.4.2. Strategy: FRONTIERS BRIDGE PROGRAM	1,400,000	1,400,000
Frontiers Bridge Program For Foster Youth.		
C.4.3. Strategy: INSTITUTIONAL TRANSFORMATION	<u>1,500,000</u>	<u>1,500,000</u>

Total, Goal C: NON-FORMULA SUPPORT	\$ 17,437,254	\$ 17,437,254
---	---------------	---------------

TEXAS WOMAN'S UNIVERSITY
(Continued)

D. Goal: RESEARCH FUNDS

D.1.1. Strategy: COMPREHENSIVE RESEARCH FUND^{1,2} \$ 400,893 \$ 400,893

Grand Total, TEXAS WOMAN'S UNIVERSITY \$ 106,048,963 \$ 105,693,735

Object-of-Expense Informational Listing:

Salaries and Wages	\$ 26,498,317	\$ 23,952,599
Other Personnel Costs	3,288,323	3,222,036
Faculty Salaries (Higher Education Only)	44,386,992	45,594,405
Professional Salaries - Faculty Equivalent (Higher Education Only)	890,395	612,727
Professional Fees and Services	870,242	517,056
Fuels and Lubricants	0	26
Consumable Supplies	166,031	175,567
Utilities	8,469	8,807
Travel	57,226	32,078
Rent - Building	6,492	4,089
Rent - Machine and Other	8,096	6,451
Debt Service	13,593,400	13,231,025
Other Operating Expense	13,009,910	13,281,848
Client Services	919,736	2,181,173
Grants	2,340,789	2,347,936
Capital Expenditures	<u>4,545</u>	<u>525,912</u>

Total, Object-of-Expense Informational Listing \$ 106,048,963 \$ 105,693,735

Estimated Allocations for Employee Benefits and Debt Service Appropriations Made Elsewhere in this Act:

Employee Benefits

Retirement	\$ 4,972,561	\$ 5,133,318
Group Insurance	8,339,526	8,339,526
Social Security	<u>5,171,855</u>	<u>5,337,355</u>

Total, Estimated Allocations for Employee Benefits and Debt Service Appropriations Made Elsewhere in this Act \$ 18,483,942 \$ 18,810,199

2. Performance Measure Targets. The following is a listing of the key performance target levels for the Texas Woman's University. It is the intent of the Legislature that appropriations made by this Act be utilized in the most efficient and effective manner possible to achieve the intended mission of the Texas Woman's University. In order to achieve the objectives and service standards established by this Act, the Texas Woman's University shall make every effort to attain the following designated key performance target levels associated with each item of appropriation.

	<u>2024</u>	<u>2025</u>
A. Goal: INSTRUCTION/OPERATIONS		
Outcome (Results/Impact):		
Percent of First-time, Full-time, Degree-seeking Freshmen Who Earn a Baccalaureate Degree within Six Academic Years	56.6%	59.2%
Percent of First-time, Full-time, Degree-seeking Freshmen Who Earn a Baccalaureate Degree within Four Academic Years	30.2%	31.3%
Persistence Rate of First-time, Full-time, Degree-seeking Freshmen Students after One Academic Year	74.2%	74.3%
Certification Rate of Teacher Education Graduates	98%	99%
Percent of Baccalaureate Graduates Who Are First Generation College Graduates	59.5%	61.3%
Percent of Incoming Full-time Undergraduate Transfer Students Who Graduate within Four Years	62.3%	62%
Percent of Incoming Full-time Undergraduate Transfer Students Who Graduate within Two Years	30.4%	30.8%
Percent of Lower Division Semester Credit Hours Taught by Tenured or Tenure-Track Faculty	38.9%	40.8%
State Licensure Pass Rate of Nursing Graduates	98.8%	98.8%
Dollar Value of External or Sponsored Research Funds (in Millions)	2.8	2.9
A.1.1. Strategy: OPERATIONS SUPPORT		
Efficiencies:		
Administrative Cost as a Percent of Total Expenditures	12.4%	11.9%
Average Cost of Resident Undergraduate Tuition And Fees For 15 Semester Credit Hours	5,080	5,182
Explanatory:		
Average Student Loan Debt	17,593	16,691
Percent of Students with Student Loan Debt	56.3%	55.2%

TEXAS WOMAN'S UNIVERSITY
(Continued)

Average Financial Aid Award Per Full-Time Student	9,188	9,052
Percent of Full-Time Students Receiving Financial Aid	84.6%	84.6%

3. Center for Women's Leadership in Business, Politics, and Public Policy. Out of funds appropriated above to Strategy C.3.1, Center for Women's Leadership in Business, Politics, and Public Policy, \$8,193,918 in General Revenue in fiscal year 2024 and \$8,193,918 in fiscal year 2025 will be used for the Center for Women's Leadership in Business, Politics, and Public Policy.

Any unexpended balances (estimated to be \$0) from appropriations to the Center for Women's Leadership in Business, Politics, and Public Policy for the fiscal year ending August 31, 2024 are appropriated for the same purpose for the fiscal year beginning September 1, 2024.

¹ Incorporates Special Provisions Relating Only to State Agencies of Higher Education, Section 58, relating to Higher Education Affordability resulting in increases of \$4,650,494 out of General Revenue Funds and 130.3 FTEs each fiscal year of the 2024-25 biennium.

² Incorporates Article IX, §18.16, 88th Legislature, Regular Session, relating to Contingency Funding for House Bill 1595 and House Joint Resolution 3, resulting in a decrease of \$87,610 out of General Revenue Funds each fiscal year of the biennium.

TEXAS STATE UNIVERSITY SYSTEM

	For the Years Ending	
	August 31, 2024	August 31, 2025
Method of Financing:		
General Revenue Fund	\$ 2,279,600	\$ 2,279,600
Total, Method of Financing	<u>\$ 2,279,600</u>	<u>\$ 2,279,600</u>
Items of Appropriation:		
1. Educational and General State Support	\$ 2,279,600	\$ 2,279,600
Grand Total, TEXAS STATE UNIVERSITY SYSTEM	<u>\$ 2,279,600</u>	<u>\$ 2,279,600</u>

This bill pattern represents an estimated 16% of this agency's estimated total available funds for the biennium.

Number of Full-Time-Equivalents (FTE)-Appropriated Funds	14.5	14.5
---	------	------

1. Informational Listing of Appropriated Funds. The appropriations made above for Educational and General State Support are subject to the special and general provisions of this Act and include the following amounts for the purposes indicated.

A. Goal: INSTRUCTION/OPERATIONS		
Provide Instructional and Operations Support.		
A.1.1. Strategy: SYSTEM OFFICE OPERATIONS	\$ 1,299,600	\$ 1,299,600
B. Goal: INFRASTRUCTURE SUPPORT		
Provide Infrastructure Support.		
B.1.1. Strategy: CCAP REVENUE BONDS	\$ 980,000	\$ 980,000
Capital Construction Assistance Projects Revenue Bonds.		
Grand Total, TEXAS STATE UNIVERSITY SYSTEM	<u>\$ 2,279,600</u>	<u>\$ 2,279,600</u>
Object-of-Expense Informational Listing:		
Salaries and Wages	\$ 1,299,600	\$ 1,299,600
Debt Service	<u>980,000</u>	<u>980,000</u>
Total, Object-of-Expense Informational Listing	<u>\$ 2,279,600</u>	<u>\$ 2,279,600</u>

TEXAS STATE UNIVERSITY SYSTEM
(Continued)

Estimated Allocations for Employee Benefits and Debt Service Appropriations Made Elsewhere in this Act:

<u>Employee Benefits</u>		
Retirement	\$ 109,710	\$ 114,976
Group Insurance	276,379	276,379
Social Security	<u>99,473</u>	<u>102,656</u>
Total, Estimated Allocations for Employee Benefits and Debt Service Appropriations Made Elsewhere in this Act	<u>\$ 485,562</u>	<u>\$ 494,011</u>

2. Audit of Base Period Contact Hours. The hours used in the contact hour base period to fund the Lamar State Colleges are subject to audit for accuracy by the State Auditor according to an audit plan developed in consultation with the Texas Higher Education Coordinating Board, the Legislative Budget Board and community, technical, and state colleges, and the appropriation amounts adjusted accordingly by the Comptroller of Public Accounts at the direction of the Legislative Budget Board. The total amount appropriated to the two year institutions' contact hour formula shall be redistributed to all institutions funded by the formula based on contact hours. The calculation of revised appropriation amounts shall allow each institution an error rate of up to 2 percent of the total contact hour formula appropriations to that institution for the biennium. Adjustments shall be made to appropriated amounts in accordance with adjustments of estimated contact hours to actual certified contact hours, even if the total error rate is less than 2 percent of the total amount appropriated to the institution for the biennium.

3. Transferability. The Board of Regents of the Texas State University System may transfer and utilize funds appropriated to Sul Ross State University and Sul Ross State University-Rio Grande College between the campuses if necessary to accomplish the capital improvement goals of the University.

4. Governing Board. Out of the funds appropriated above, an amount not to exceed \$85,000 in each year of the biennium shall be for all expenses associated with the governing board's duties including, but not limited to: travel, entertainment, lodging, and expenses of state employees who provide services for the governing board.

A separate record of the board's expenditures shall be kept and retained in the same manner as the fiscal records of the institution(s) the board governs. No funds may be used for the governing board's expenses except for the specific amounts designated above. Funds appropriated for the governing board's expenses may be used for any other purpose covered by this Act.

LAMAR UNIVERSITY

	For the Years Ending	
	August 31, 2024	August 31, 2025
	<u> </u>	<u> </u>
Method of Financing:		
General Revenue Fund ^{1, 2, 3}	\$ 82,480,531	\$ 82,457,971
GR Dedicated - Estimated Other Educational and General Income Account No. 770	<u>\$ 21,669,033</u>	<u>\$ 21,702,681</u>
Total, Method of Financing	<u>\$ 104,149,564</u>	<u>\$ 104,160,652</u>
Items of Appropriation:		
1. Educational and General State Support	\$ 104,149,564	\$ 104,160,652
Grand Total, LAMAR UNIVERSITY	<u>\$ 104,149,564</u>	<u>\$ 104,160,652</u>

This bill pattern represents an estimated 34.7% of this agency's estimated total available funds for the biennium.

Number of Full-Time-Equivalents (FTE)- Appropriated Funds^{1, 2}	1,204.5	1,204.5
---	---------	---------

LAMAR UNIVERSITY
(Continued)

1. Informational Listing of Appropriated Funds. The appropriations made above for Educational and General State Support are subject to the special and general provisions of this Act and include the following amounts for the purposes indicated.

A. Goal: INSTRUCTION/OPERATIONS

Provide Instructional and Operations Support.

A.1.1. Strategy: OPERATIONS SUPPORT ¹	\$ 56,382,667	\$ 56,382,666
A.1.2. Strategy: TEACHING EXPERIENCE SUPPLEMENT ¹	1,036,065	1,036,064
A.1.3. Strategy: STAFF GROUP INSURANCE PREMIUMS	2,393,967	2,393,967
A.1.4. Strategy: TEXAS PUBLIC EDUCATION GRANTS	3,470,691	3,484,530
A.1.5. Strategy: CRU FUNDING ¹	1,333,309	1,333,309

Performance-based Funding For Comprehensive Universities.

Total, Goal A: INSTRUCTION/OPERATIONS \$ 64,616,699 \$ 64,630,536

B. Goal: INFRASTRUCTURE SUPPORT

Provide Infrastructure Support.

B.1.1. Strategy: E&G SPACE SUPPORT ¹	\$ 6,732,827	\$ 6,732,828
Educational and General Space Support.		
B.1.2. Strategy: CCAP REVENUE BONDS	8,871,250	8,868,500
Capital Construction Assistance Projects Revenue Bonds.		

Total, Goal B: INFRASTRUCTURE SUPPORT \$ 15,604,077 \$ 15,601,328

C. Goal: NON-FORMULA SUPPORT

Provide Non-formula Support.

C.1. Objective: INSTRUCTIONAL SUPPORT

C.1.1. Strategy: ACADEMY IN HUMANITIES LEADERSHIP	\$ 141,074	\$ 141,074
--	------------	------------

Texas Academy of Leadership in the Humanities.

C.1.2. Strategy: INSTITUTE FOR ENERGY, PETROCHEMICAL	5,000,000	5,000,000
---	-----------	-----------

Institute For Energy And Petrochemical Industries' Engineering Needs.

C.2. Objective: RESEARCH

C.2.1. Strategy: HAZARDOUS SUBSTANCE RESEARCH CENTER	\$ 132,858	\$ 132,858
---	------------	------------

Gulf Coast Hazardous Substance Research Center.

C.2.2. Strategy: AIR QUALITY INITIATIVE	214,700	214,700
--	---------	---------

Air Quality Initiative: Texas Hazardous Waste Research Center.

C.2.3. Strategy: CENTER-ADVANCES IN STUDY PORT MGMT	897,016	897,016
--	---------	---------

Center for Advances in Study of Port Management.

C.2.4. Strategy: CENTER FOR WATER AND AIR QUALITY	362,764	362,764
--	---------	---------

C.2.5. Strategy: CENTER FOR MIDSTREAM MANAGEMENT	902,500	902,500
---	---------	---------

The Center for Midstream Management and Science.

C.3. Objective: PUBLIC SERVICE

C.3.1. Strategy: SPINDLETOP MUSEUM EDUC'AL ACTIVITY	\$ 13,515	\$ 13,515
--	-----------	-----------

Spindletop Museum Educational Activities.

C.3.2. Strategy: SMALL BUSINESS DEVELOPMENT CENTER	82,425	82,425
---	--------	--------

C.3.3. Strategy: COMMUNITY OUTREACH EXPANSION	36,082	36,082
--	--------	--------

Public Service/Community Outreach Expansion.

C.3.4. Strategy: CENTER FOR RESILIENCY	2,500,000	2,500,000
---	-----------	-----------

C.3.5. Strategy: SETX HEALTH & WELLNESS OUTREACH ²	375,000	375,000
--	---------	---------

Southeast Texas Health & Wellness Outreach.

C.4. Objective: INSTITUTIONAL SUPPORT

C.4.1. Strategy: INSTITUTIONAL ENHANCEMENT	\$ 12,910,284	\$ 12,910,284
---	---------------	---------------

Total, Goal C: NON-FORMULA SUPPORT \$ 23,568,218 \$ 23,568,218

D. Goal: RESEARCH FUNDS

D.1.1. Strategy: COMPREHENSIVE RESEARCH FUND ^{1,3}	\$ 360,570	\$ 360,570
--	------------	------------

Grand Total, LAMAR UNIVERSITY \$ 104,149,564 \$ 104,160,652

LAMAR UNIVERSITY
(Continued)

Object-of-Expense Informational Listing:

Salaries and Wages	\$ 25,913,166	\$ 27,410,769
Other Personnel Costs	3,371,558	2,973,104
Faculty Salaries (Higher Education Only)	44,796,879	45,506,506
Professional Fees and Services	2,209,120	2,002,275
Consumable Supplies	35,191	25,500
Utilities	3,877,146	3,891,484
Travel	32,095	29,500
Rent - Machine and Other	2,562	0
Debt Service	8,871,250	8,868,500
Other Operating Expense	10,721,795	9,935,284
Grants	3,470,691	3,484,530
Capital Expenditures	<u>848,111</u>	<u>33,200</u>

Total, Object-of-Expense Informational Listing \$ 104,149,564 \$ 104,160,652

Estimated Allocations for Employee Benefits and Debt Service Appropriations Made Elsewhere in this Act:

Employee Benefits

Retirement	\$ 3,808,072	\$ 3,932,615
Group Insurance	10,069,913	10,069,913
Social Security	<u>4,447,879</u>	<u>4,590,211</u>

Total, Estimated Allocations for Employee Benefits and Debt Service Appropriations Made Elsewhere in this Act \$ 18,325,864 \$ 18,592,739

2. Performance Measure Targets. The following is a listing of the key performance target levels for the Lamar University. It is the intent of the Legislature that appropriations made by this Act be utilized in the most efficient and effective manner possible to achieve the intended mission of the Lamar University. In order to achieve the objectives and service standards established by this Act, the Lamar University shall make every effort to attain the following designated key performance target levels associated with each item of appropriation.

	<u>2024</u>	<u>2025</u>
A. Goal: INSTRUCTION/OPERATIONS		
Outcome (Results/Impact):		
Percent of First-time, Full-time, Degree-seeking Freshmen Who Earn a Baccalaureate Degree within Six Academic Years	41.69%	42.72%
Percent of First-time, Full-time, Degree-seeking Freshmen Who Earn a Baccalaureate Degree within Four Academic Years	21.5%	22.5%
Persistence Rate of First-time, Full-time, Degree-seeking Freshmen Students after One Academic Year	69.95%	74.2%
Certification Rate of Teacher Education Graduates	85.3%	86.3%
Percent of Baccalaureate Graduates Who Are First Generation College Graduates	52.2%	53.2%
Percent of Incoming Full-time Undergraduate Transfer Students Who Graduate within Four Years	61.3%	62.3%
Percent of Incoming Full-time Undergraduate Transfer Students Who Graduate within Two Years	29.4%	30.4%
Percent of Lower Division Semester Credit Hours Taught by Tenured or Tenure-Track Faculty	47.4%	48.4%
State Licensure Pass Rate of Engineering Graduates	49.4%	50.4%
State Licensure Pass Rate of Nursing Graduates	95%	96%
Dollar Value of External or Sponsored Research Funds (in Millions)	5.5	5.5
A.1.1. Strategy: OPERATIONS SUPPORT		
Efficiencies:		
Administrative Cost as a Percent of Total Expenditures	14%	14%
Average Cost of Resident Undergraduate Tuition And Fees For 15 Semester Credit Hours	5,400	5,550
Explanatory:		
Average Student Loan Debt	31,911	32,448
Percent of Students with Student Loan Debt	57%	59%
Average Financial Aid Award Per Full-Time Student	12,698	12,903
Percent of Full-Time Students Receiving Financial Aid	82%	82%

3. Port Management. Out of funds appropriated to Lamar University in Strategy C.2.3, Center for Advances in Study of Port Management, \$897,016 in General Revenue in fiscal year 2024 and \$897,016 in General Revenue in fiscal year 2025 will be used for the Center for Advances in the Study of Port Management.

LAMAR UNIVERSITY
(Continued)

4. **Center for Water and Air Quality.** Out of funds appropriated to Lamar University in Strategy C.2.4, Center for Water and Air Quality, \$362,764 in General Revenue in fiscal year 2024 and \$362,764 in General Revenue in fiscal year 2025 will be used for the Center for Water and Air Quality.
5. **Center for Midstream Management.** Out of funds appropriated to Lamar University in Strategy C.2.5, Center for Midstream Management, \$902,500 in General Revenue in fiscal year 2024 and \$902,500 in General Revenue in fiscal year 2025 will be used for the Center for Midstream Management.
6. **Center for Resiliency.** Out of funds appropriated to Lamar University in Strategy C.3.4, Center for Resiliency, \$2,500,000 in General Revenue in fiscal year 2024 and \$2,500,000 in General Revenue in fiscal year 2025 will be used to support the Center for Resiliency.
7. **Southeast Texas Health & Wellness Outreach.**² Included in amounts above in Strategy C.3.5, Southeast Texas Health & Wellness Outreach, \$375,000 out of the General Revenue Fund and 3.8 FTEs in each fiscal year of the 2024-25 biennium are appropriated to Lamar University to support the Southeast Texas Health & Wellness Outreach program.

¹ Incorporates Special Provisions Relating Only to State Agencies of Higher Education, Section 58, relating to Higher Education Affordability resulting in increases of \$4,432,841 out of General Revenue Funds and 118.3 FTEs each fiscal year of the 2024-25 biennium.

² Incorporates Article IX, §17.35, 88th Legislature, Regular Session, relating to support for the Southeast Texas Health and Wellness Outreach program, resulting in increases of \$375,000 out of General Revenue Funds and 3.8 FTEs each fiscal year of the biennium.

³ Incorporates Article IX, §18.16, 88th Legislature, Regular Session, relating to Contingency Funding for House Bill 1595 and House Joint Resolution 3, resulting in an increase of \$37,750 out of General Revenue Funds each fiscal year of the biennium.

LAMAR INSTITUTE OF TECHNOLOGY

	For the Years Ending	
	August 31, 2024	August 31, 2025
Method of Financing:		
General Revenue Fund ¹	\$ 26,359,763	\$ 26,357,884
GR Dedicated - Estimated Other Educational and General Income Account No. 770	\$ 4,377,438	\$ 4,384,673
Total, Method of Financing	<u>\$ 30,737,201</u>	<u>\$ 30,742,557</u>
Items of Appropriation:		
1. Educational and General State Support	\$ 30,737,201	\$ 30,742,557
Grand Total, LAMAR INSTITUTE OF TECHNOLOGY	<u>\$ 30,737,201</u>	<u>\$ 30,742,557</u>

This bill pattern represents an estimated 69.3% of this agency's estimated total available funds for the biennium.

Number of Full-Time-Equivalents (FTE)- Appropriated Funds¹	249.0	249.0
--	-------	-------

1. **Informational Listing of Appropriated Funds.** The appropriations made above for Educational and General State Support are subject to the special and general provisions of this Act and include the following amounts for the purposes indicated.

A. Goal: INSTRUCTION/OPERATIONS

Provide Instructional and Operations Support.

A.1.1. Strategy: ACADEMIC EDUCATION	\$ 9,204,869	\$ 9,210,535
A.1.2. Strategy: VOCATIONAL/TECHNICAL EDUCATION	11,620,808	11,620,808
A.1.3. Strategy: STAFF GROUP INSURANCE PREMIUMS	249,771	249,771

LAMAR INSTITUTE OF TECHNOLOGY
(Continued)

A.1.4. Strategy: TEXAS PUBLIC EDUCATION GRANTS	402,961	403,901
Total, Goal A: INSTRUCTION/OPERATIONS	\$ 21,478,409	\$ 21,485,015
B. Goal: INFRASTRUCTURE SUPPORT		
Provide Infrastructure Support.		
B.1.1. Strategy: E&G SPACE SUPPORT ¹	\$ 1,849,721	\$ 1,849,721
B.1.2. Strategy: CCAP REVENUE BONDS Capital Construction Assistance Projects Revenue Bonds.	4,231,000	4,229,750
B.1.3. Strategy: SMALL INSTITUTION SUPPLEMENT	1,316,567	1,316,567
Total, Goal B: INFRASTRUCTURE SUPPORT	\$ 7,397,288	\$ 7,396,038
C. Goal: NON-FORMULA SUPPORT		
Provide Non-formula Support.		
C.1. Objective: INSTRUCTIONAL SUPPORT		
C.1.1. Strategy: WORKFORCE TRAINING/EDUCATION Workforce Training and Education Expansion.	\$ 265,238	\$ 265,238
C.1.2. Strategy: ASSOCIATE ARTS DEGREE	155,642	155,642
C.1.3. Strategy: PROFESSIONAL TRUCK DRIVING ACADEMY	550,000	550,000
C.2. Objective: INSTITUTIONAL SUPPORT		
C.2.1. Strategy: INSTITUTIONAL ENHANCEMENT	\$ 890,624	\$ 890,624
Total, Goal C: NON-FORMULA SUPPORT	\$ 1,861,504	\$ 1,861,504
Grand Total, LAMAR INSTITUTE OF TECHNOLOGY	\$ 30,737,201	\$ 30,742,557
Object-of-Expense Informational Listing:		
Salaries and Wages	\$ 9,002,665	\$ 9,369,894
Other Personnel Costs	249,771	249,771
Faculty Salaries (Higher Education Only)	10,152,055	10,164,063
Debt Service	4,231,000	4,229,750
Other Operating Expense	6,698,749	6,325,178
Grants	402,961	403,901
Total, Object-of-Expense Informational Listing	\$ 30,737,201	\$ 30,742,557
Estimated Allocations for Employee Benefits and Debt Service Appropriations Made Elsewhere in this Act:		
<u>Employee Benefits</u>		
Retirement	\$ 962,890	\$ 1,001,957
Group Insurance	1,598,268	1,598,268
Social Security	988,209	1,019,832
Total, Estimated Allocations for Employee Benefits and Debt Service Appropriations Made Elsewhere in this Act	\$ 3,549,367	\$ 3,620,057

2. Performance Measure Targets. The following is a listing of the key performance target levels for the Lamar Institute of Technology. It is the intent of the Legislature that appropriations made by this Act be utilized in the most efficient and effective manner possible to achieve the intended mission of the Lamar Institute of Technology. In order to achieve the objectives and service standards established by this Act, the Lamar Institute of Technology shall make every effort to attain the following designated key performance target levels associated with each item of appropriation.

	2024	2025
A. Goal: INSTRUCTION/OPERATIONS		
Outcome (Results/Impact):		
Percentage of Courses Completed	98%	98%
Percent of Contact Hours Taught by Full-time Faculty	75%	75%
Percentage of Underprepared Students Who Satisfy a TSI Obligation in Math	34.8%	35%
Percentage of Underprepared Students Who Satisfy a TSI Obligation in Writing	22.6%	23%
Percentage of Underprepared Students Who Satisfy a TSI Obligation in Reading	24%	24%
A.1.1. Strategy: ACADEMIC EDUCATION		
Efficiencies:		
Administrative Cost as a Percent of Total Expenditures	13%	13%

LAMAR INSTITUTE OF TECHNOLOGY
(Continued)

- 3. Workforce Training and Education Expansion.** Out of funds appropriated to Lamar Institute of Technology in Strategy C.1.1, Workforce Training and Education Expansion, \$265,238 in General Revenue in fiscal year 2024 and \$265,238 in General Revenue in fiscal year 2025 will be used for workforce training and education expansion.
- 4. Associate Arts Degree.** Out of funds appropriated to Lamar Institute of Technology in Strategy C.1.2, Associate Arts Degree, \$155,642 in General Revenue in fiscal year 2024 and \$155,642 in General Revenue in fiscal year 2025 will be used for an Associate Arts Degree program.
- 5. Professional Truck Driving Academy.** Out of funds appropriated to Lamar Institute of Technology in Strategy C.1.3, Professional Truck Driving Academy, \$550,000 in General Revenue in fiscal year 2024 and \$550,000 in General Revenue in fiscal year 2025 will be used for a Professional Truck Driving Academy.

¹ Incorporates Special Provisions Relating Only to State Agencies of Higher Education, Section 58, relating to Higher Education Affordability resulting in increases of \$96,647 out of General Revenue Funds and 2.1 FTEs each fiscal year of the 2024-25 biennium.

LAMAR STATE COLLEGE - ORANGE

	For the Years Ending	
	August 31, 2024	August 31, 2025
Method of Financing:		
General Revenue Fund ¹	\$ 17,851,410	\$ 17,852,617
GR Dedicated - Estimated Other Educational and General Income Account No. 770	<u>\$ 2,301,355</u>	<u>\$ 2,304,050</u>
Total, Method of Financing	<u>\$ 20,152,765</u>	<u>\$ 20,156,667</u>
Items of Appropriation:		
1. Educational and General State Support	\$ 20,152,765	\$ 20,156,667
Grand Total, LAMAR STATE COLLEGE - ORANGE	<u>\$ 20,152,765</u>	<u>\$ 20,156,667</u>

This bill pattern represents an estimated 53.5% of this agency's estimated total available funds for the biennium.

Number of Full-Time-Equivalents (FTE)- Appropriated Funds¹	148.4	148.4
--	-------	-------

- 1. Informational Listing of Appropriated Funds.** The appropriations made above for Educational and General State Support are subject to the special and general provisions of this Act and include the following amounts for the purposes indicated.

A. Goal: INSTRUCTION/OPERATIONS		
Provide Instructional and Operations Support.		
A.1.1. Strategy: ACADEMIC EDUCATION	\$ 5,754,019	\$ 5,754,410
A.1.2. Strategy: VOCATIONAL/TECHNICAL EDUCATION	4,978,324	4,978,324
A.1.3. Strategy: STAFF GROUP INSURANCE PREMIUMS	209,934	209,934
A.1.4. Strategy: TEXAS PUBLIC EDUCATION GRANTS	<u>439,572</u>	<u>441,833</u>
Total, Goal A: INSTRUCTION/OPERATIONS	\$ 11,381,849	\$ 11,384,501
B. Goal: INFRASTRUCTURE SUPPORT		
Provide Infrastructure Support.		
B.1.1. Strategy: E&G SPACE SUPPORT ¹	\$ 1,072,348	\$ 1,072,348
B.1.2. Strategy: CCAP REVENUE BONDS Capital Construction Assistance Projects Revenue Bonds.	4,261,500	4,262,750

LAMAR STATE COLLEGE - ORANGE
(Continued)

B.1.3. Strategy: SMALL INSTITUTION SUPPLEMENT	1,316,567	1,316,567
Total, Goal B: INFRASTRUCTURE SUPPORT	\$ 6,650,415	\$ 6,651,665

C. Goal: NON-FORMULA SUPPORT

Provide Non-formula Support.

C.1. Objective: INSTRUCTIONAL SUPPORT

C.1.1. Strategy: ALLIED HEALTH PROGRAMS	\$ 327,290	\$ 327,290
--	------------	------------

C.2. Objective: RESEARCH

C.2.1. Strategy: MARITIME TECHNOLOGY PROGRAM	\$ 198,591	\$ 198,591
---	------------	------------

C.3. Objective: INSTITUTIONAL SUPPORT

C.3.1. Strategy: INSTITUTIONAL ENHANCEMENT	\$ 1,594,620	\$ 1,594,620
---	--------------	--------------

Total, Goal C: NON-FORMULA SUPPORT	\$ 2,120,501	\$ 2,120,501
---	--------------	--------------

Grand Total, LAMAR STATE COLLEGE - ORANGE	\$ 20,152,765	\$ 20,156,667
--	---------------	---------------

Object-of-Expense Informational Listing:

Salaries and Wages	\$ 5,996,113	\$ 6,221,605
Other Personnel Costs	656,272	828,359
Faculty Salaries (Higher Education Only)	4,710,783	5,550,791
Professional Salaries - Faculty Equivalent (Higher Education Only)	206,877	0
Consumable Supplies	70,088	39,981
Utilities	1,213,779	579,084
Rent - Machine and Other	4,770	4,247
Debt Service	4,261,500	4,262,750
Other Operating Expense	2,489,601	2,180,683
Grants	439,572	441,833
Capital Expenditures	103,410	47,334

Total, Object-of-Expense Informational Listing	\$ 20,152,765	\$ 20,156,667
---	---------------	---------------

Estimated Allocations for Employee Benefits and Debt Service Appropriations Made Elsewhere in this Act:

Employee Benefits

Retirement	\$ 707,604	\$ 735,137
Group Insurance	1,494,555	1,494,555
Social Security	689,767	711,840

Total, Estimated Allocations for Employee Benefits and Debt Service Appropriations Made Elsewhere in this Act	\$ 2,891,926	\$ 2,941,532
--	--------------	--------------

2. Performance Measure Targets. The following is a listing of the key performance target levels for the Lamar State College - Orange. It is the intent of the Legislature that appropriations made by this Act be utilized in the most efficient and effective manner possible to achieve the intended mission of the Lamar State College - Orange. In order to achieve the objectives and service standards established by this Act, the Lamar State College - Orange shall make every effort to attain the following designated key performance target levels associated with each item of appropriation.

	2024	2025
A. Goal: INSTRUCTION/OPERATIONS		
Outcome (Results/Impact):		
Percent of Courses Completed	93%	93%
Number of Students Who Transfer to a University	435	440
Percent of Contact Hours Taught by Full-time Faculty	55%	55%
Percentage of Underprepared Students Who Satisfy a TSI Obligation in Math	20%	20%
Percentage of Underprepared Students Who Satisfy a TSI Obligation in Writing	35%	35%
Percentage of Underprepared Students Who Satisfy a TSI Obligation in Reading	39%	39%
A.1.1. Strategy: ACADEMIC EDUCATION		
Efficiencies:		
Administrative Cost as a Percent of Total Expenditures	10%	10%

3. Allied Health Programs. Out of funds appropriated to Lamar State College - Orange in Strategy C.1.1, Allied Health Programs, \$327,290 in General Revenue in fiscal year 2024 and \$327,290 in General Revenue in fiscal year 2025 will be used for Allied Health Programs.

LAMAR STATE COLLEGE - ORANGE
(Continued)

4. Maritime Technology Program. Out of funds appropriated to Lamar State College - Orange in Strategy C.2.1, Maritime Technology Program, \$198,591 in General Revenue in fiscal year 2024 and \$198,591 in General Revenue in fiscal year 2025 will be used for the Maritime Technology Program.

¹ Incorporates Special Provisions Relating Only to State Agencies of Higher Education, Section 58, relating to Higher Education Affordability resulting in increases of \$56,029 out of General Revenue Funds and 1.2 FTEs each fiscal year of the 2024-25 biennium.

LAMAR STATE COLLEGE - PORT ARTHUR

	For the Years Ending	
	August 31, 2024	August 31, 2025
Method of Financing:		
General Revenue Fund ¹	\$ 19,402,388	\$ 19,403,129
GR Dedicated - Estimated Other Educational and General Income Account No. 770	\$ 2,193,883	\$ 2,191,512
Total, Method of Financing	\$ 21,596,271	\$ 21,594,641
Items of Appropriation:		
1. Educational and General State Support	\$ 21,596,271	\$ 21,594,641
Grand Total, LAMAR STATE COLLEGE - PORT ARTHUR	\$ 21,596,271	\$ 21,594,641

This bill pattern represents an estimated 63.2% of this agency's estimated total available funds for the biennium.

Number of Full-Time-Equivalents (FTE)- Appropriated Funds¹	175.0	175.0
--	-------	-------

1. Informational Listing of Appropriated Funds. The appropriations made above for Educational and General State Support are subject to the special and general provisions of this Act and include the following amounts for the purposes indicated.

A. Goal: INSTRUCTION/OPERATIONS		
Provide Instructional and Operations Support.		
A.1.1. Strategy: ACADEMIC EDUCATION	\$ 5,999,811	\$ 5,997,638
A.1.2. Strategy: VOCATIONAL/TECHNICAL EDUCATION	5,404,426	5,404,426
A.1.3. Strategy: STAFF GROUP INSURANCE PREMIUMS	256,399	256,399
A.1.4. Strategy: TEXAS PUBLIC EDUCATION GRANTS	202,801	202,844
Total, Goal A: INSTRUCTION/OPERATIONS	\$ 11,863,437	\$ 11,861,307
B. Goal: INFRASTRUCTURE SUPPORT		
Provide Infrastructure Support.		
B.1.1. Strategy: E&G SPACE SUPPORT ¹	\$ 1,373,874	\$ 1,373,874
B.1.2. Strategy: CCAP REVENUE BONDS Capital Construction Assistance Projects Revenue Bonds.	4,004,500	4,005,000
B.1.3. Strategy: SMALL INSTITUTION SUPPLEMENT	1,316,567	1,316,567
Total, Goal B: INFRASTRUCTURE SUPPORT	\$ 6,694,941	\$ 6,695,441
C. Goal: NON-FORMULA SUPPORT		
Provide Non-formula Support.		
C.1. Objective: INSTRUCTIONAL SUPPORT		
C.1.1. Strategy: ALLIED HEALTH PROGRAMS	\$ 950,000	\$ 950,000
C.2. Objective: PUBLIC SERVICE		
C.2.1. Strategy: SMALL BUSINESS DEVELOPMENT CENTER	\$ 149,300	\$ 149,300

LAMAR STATE COLLEGE - PORT ARTHUR
(Continued)

C.3. Objective: INSTITUTIONAL SUPPORT		
C.3.1. Strategy: INSTITUTIONAL ENHANCEMENT	\$ 1,938,593	\$ 1,938,593
Total, Goal C: NON-FORMULA SUPPORT	\$ 3,037,893	\$ 3,037,893
Grand Total, LAMAR STATE COLLEGE - PORT ARTHUR	<u>\$ 21,596,271</u>	<u>\$ 21,594,641</u>

Object-of-Expense Informational Listing:

Salaries and Wages	\$ 7,451,172	\$ 6,691,745
Faculty Salaries (Higher Education Only)	4,638,253	5,829,709
Utilities	499,020	306,462
Debt Service	4,004,500	4,005,000
Other Operating Expense	4,800,525	4,558,881
Grants	<u>202,801</u>	<u>202,844</u>

Total, Object-of-Expense Informational Listing	<u>\$ 21,596,271</u>	<u>\$ 21,594,641</u>
---	----------------------	----------------------

Estimated Allocations for Employee Benefits and Debt Service Appropriations Made Elsewhere in this Act:

Employee Benefits

Retirement	\$ 795,089	\$ 824,522
Group Insurance	1,717,574	1,717,574
Social Security	<u>770,286</u>	<u>794,935</u>

Total, Estimated Allocations for Employee Benefits and Debt Service Appropriations Made Elsewhere in this Act	<u>\$ 3,282,949</u>	<u>\$ 3,337,031</u>
--	---------------------	---------------------

2. Performance Measure Targets. The following is a listing of the key performance target levels for the Lamar State College - Port Arthur. It is the intent of the Legislature that appropriations made by this Act be utilized in the most efficient and effective manner possible to achieve the intended mission of the Lamar State College - Port Arthur. In order to achieve the objectives and service standards established by this Act, the Lamar State College - Port Arthur shall make every effort to attain the following designated key performance target levels associated with each item of appropriation.

	<u>2024</u>	<u>2025</u>
A. Goal: INSTRUCTION/OPERATIONS		
Outcome (Results/Impact):		
Percent of Courses Completed	94%	94%
Number of Students Who Transfer to a University	470	470
Percent of Contact Hours Taught by Full-time Faculty	71.5%	71.5%
Percentage of Underprepared Students Who Satisfy a TSI Obligation in Math	16%	16%
Percentage of Underprepared Students Who Satisfy a TSI Obligation in Writing	11%	11%
Percentage of Underprepared Students Who Satisfy a TSI Obligation in Reading	18%	18%
A.1.1. Strategy: ACADEMIC EDUCATION		
Efficiencies:		
Administrative Cost as a Percent of Total Expenditures	12.82%	12.82%

3. Allied Health Programs. Out of funds appropriated to Lamar State College - Port Arthur in Strategy C.1.1, Allied Health Programs, \$950,000 in General Revenue in fiscal year 2024 and \$950,000 in General Revenue in fiscal year 2025 will be used for Allied Health Programs.

¹ Incorporates Special Provisions Relating Only to State Agencies of Higher Education, Section 58, relating to Higher Education Affordability resulting in increases of \$71,784 out of General Revenue Funds and 1.6 FTEs each fiscal year of the 2024-25 biennium.

SAM HOUSTON STATE UNIVERSITY

	For the Years Ending	
	August 31, 2024	August 31, 2025
Method of Financing:		
General Revenue Fund ^{1, 2}	\$ 76,523,006	\$ 76,488,965
 <u>General Revenue Fund - Dedicated</u>		
Law Enforcement Management Institute Account No. 581, estimated	\$ 4,793,000	\$ 2,605,000
Estimated Board Authorized Tuition Increases Account No. 704	2,435,650	2,435,650
Estimated Other Educational and General Income Account No. 770	24,556,578	24,601,732
Correctional Management Institute of Texas Account No. 5083, estimated	3,560,000	1,505,000
 Subtotal, General Revenue Fund - Dedicated	\$ 35,345,228	\$ 31,147,382
 License Plate Trust Fund Account No. 0802, estimated	\$ 3,000	\$ 3,000
 Total, Method of Financing	\$ 111,871,234	\$ 107,639,347
 Items of Appropriation:		
1. Educational and General State Support	\$ 111,871,234	\$ 107,639,347
 Grand Total, SAM HOUSTON STATE UNIVERSITY	\$ 111,871,234	\$ 107,639,347

This bill pattern represents an estimated 23% of this agency's estimated total available funds for the biennium.

Number of Full-Time-Equivalents (FTE)- Appropriated Funds¹	1,077.4	1,077.4
--	---------	---------

1. Informational Listing of Appropriated Funds. The appropriations made above for Educational and General State Support are subject to the special and general provisions of this Act and include the following amounts for the purposes indicated.

A. Goal: INSTRUCTION/OPERATIONS		
Provide Instructional and Operations Support.		
A.1.1. Strategy: OPERATIONS SUPPORT¹	\$ 56,495,294	\$ 56,495,294
A.1.2. Strategy: TEACHING EXPERIENCE SUPPLEMENT¹	2,115,241	2,115,240
A.1.3. Strategy: STAFF GROUP INSURANCE PREMIUMS	4,460,371	4,460,371
A.1.4. Strategy: WORKERS' COMPENSATION INSURANCE	167,420	167,420
A.1.5. Strategy: TEXAS PUBLIC EDUCATION GRANTS	4,167,899	4,177,513
A.1.6. Strategy: ORGANIZED ACTIVITIES	86,885	86,885
A.1.7. Strategy: CRU FUNDING¹	3,002,070	3,002,070
Performance-based Funding For Comprehensive Universities.		
Total, Goal A: INSTRUCTION/OPERATIONS	\$ 70,495,180	\$ 70,504,793
 B. Goal: INFRASTRUCTURE SUPPORT		
Provide Infrastructure Support.		
B.1.1. Strategy: E&G SPACE SUPPORT¹	\$ 10,792,921	\$ 10,792,921
Educational and General Space Support.		
B.1.2. Strategy: CCAP REVENUE BONDS	12,236,650	12,238,150
Capital Construction Assistance Projects Revenue Bonds.		
Total, Goal B: INFRASTRUCTURE SUPPORT	\$ 23,029,571	\$ 23,031,071
 C. Goal: NON-FORMULA SUPPORT		
Provide Non-formula Support.		
C.1. Objective: INSTRUCTIONAL SUPPORT		
C.1.1. Strategy: ALLIED HEALTH PROGRAMS	\$ 961,754	\$ 961,754
C.2. Objective: RESEARCH		
C.2.1. Strategy: HOMELAND SECURITY INSTITUTE	\$ 2,500,000	\$ 2,500,000

SAM HOUSTON STATE UNIVERSITY
(Continued)

C.3. Objective: PUBLIC SERVICE		
C.3.1. Strategy: SAM HOUSTON MUSEUM	\$ 176,056	\$ 176,056
C.3.2. Strategy: BUSINESS & ECONOMIC DEVELOPMENT CTR	151,200	151,200
Center for Business and Economic Development.		
C.3.3. Strategy: LAW ENFORCEMENT MGT INSTITUTE	7,856,273	5,668,273
Bill Blackwood Law Enforcement Management Institute of Texas.		
C.3.4. Strategy: CORRECTIONAL MANAGEMENT INSTITUTE	3,560,000	1,505,000
Criminal Justice Correctional Management Institute of Texas.		
C.3.5. Strategy: CRIME VICTIMS' INSTITUTE	148,840	148,840
C.3.6. Strategy: FORENSIC TRAINING CENTER	500,000	500,000
C.4. Objective: INSTITUTIONAL SUPPORT		
C.4.1. Strategy: INSTITUTIONAL ENHANCEMENT	<u>\$ 1,667,610</u>	<u>\$ 1,667,610</u>
Total, Goal C: NON-FORMULA SUPPORT	\$ 17,521,733	\$ 13,278,733
D. Goal: RESEARCH FUNDS		
D.1.1. Strategy: COMPREHENSIVE RESEARCH FUND^{1,2}	<u>\$ 824,750</u>	<u>\$ 824,750</u>
Grand Total, SAM HOUSTON STATE UNIVERSITY	<u>\$ 111,871,234</u>	<u>\$ 107,639,347</u>

Object-of-Expense Informational Listing:

Salaries and Wages	\$ 33,818,531	\$ 34,385,611
Other Personnel Costs	7,120,767	8,205,970
Faculty Salaries (Higher Education Only)	42,946,059	42,857,953
Professional Fees and Services	343,503	544,163
Fuels and Lubricants	15,626	33,127
Consumable Supplies	655,282	403,694
Utilities	133,139	124,672
Travel	3,386	66,830
Rent - Building	267,493	411,077
Rent - Machine and Other	67,909	33,831
Debt Service	12,236,874	12,238,667
Other Operating Expense	10,094,766	4,136,239
Grants	4,167,899	4,177,513
Capital Expenditures	<u>0</u>	<u>20,000</u>

Total, Object-of-Expense Informational Listing \$ 111,871,234 \$ 107,639,347

Estimated Allocations for Employee Benefits and Debt Service Appropriations Made Elsewhere in this Act:

<u>Employee Benefits</u>		
Retirement	\$ 5,677,187	\$ 5,831,741
Group Insurance	9,894,142	9,894,142
Social Security	<u>5,686,310</u>	<u>5,868,272</u>

Total, Estimated Allocations for Employee Benefits and Debt Service Appropriations Made Elsewhere in this Act \$ 21,257,639 \$ 21,594,155

2. Performance Measure Targets. The following is a listing of the key performance target levels for the Sam Houston State University. It is the intent of the Legislature that appropriations made by this Act be utilized in the most efficient and effective manner possible to achieve the intended mission of the Sam Houston State University. In order to achieve the objectives and service standards established by this Act, the Sam Houston State University shall make every effort to attain the following designated key performance target levels associated with each item of appropriation.

	<u>2024</u>	<u>2025</u>
A. Goal: INSTRUCTION/OPERATIONS		
Outcome (Results/Impact):		
Percent of First-time, Full-time, Degree-seeking Freshmen Who Earn a Baccalaureate Degree within Six Academic Years	59.5%	59.5%
Percent of First-time, Full-time, Degree-seeking Freshmen Who Earn a Baccalaureate Degree within Four Academic Years	35.5%	35.5%
Persistence Rate of First-time, Full-time, Degree-seeking Freshmen Students after One Academic Year	75%	76%
Certification Rate of Teacher Education Graduates	86%	87%

SAM HOUSTON STATE UNIVERSITY
(Continued)

Percent of Baccalaureate Graduates Who Are First Generation College Graduates	55%	56%
Percent of Incoming Full-time Undergraduate Transfer Students Who Graduate within Four Years	70%	71%
Percent of Incoming Full-time Undergraduate Transfer Students Who Graduate within Two Years	42%	43%
Percent of Lower Division Semester Credit Hours Taught by Tenured or Tenure-Track Faculty	42%	42%
Dollar Value of External or Sponsored Research Funds (in Millions)	10	11
A.1.1. Strategy: OPERATIONS SUPPORT		
Efficiencies:		
Administrative Cost as a Percent of Total Expenditures	7.15%	7.15%
Average Cost of Resident Undergraduate Tuition And Fees For 15 Semester Credit Hours	5,321	5,321
Explanatory:		
Average Student Loan Debt	31,849	34,238
Percent of Students with Student Loan Debt	75%	76.5%
Average Financial Aid Award Per Full-Time Student	14,190	14,474
Percent of Full-Time Students Receiving Financial Aid	78.3%	79.9%

- 3. Criminal Justice Correctional Management Institute of Texas Fund.** Any unexpended balances from appropriations for the fiscal year ending August 31, 2023, in the Criminal Justice Correctional Management of Texas Fund (GR-Dedicated Fund 5083), estimated to be \$2,016,000, and included in amounts above, are appropriated for the same purpose for the fiscal year beginning September 1, 2023. Any balances in Fund 5083 remaining as of August 31, 2024, are appropriated for the same purpose for the fiscal year beginning September 1, 2024. Fund 5083 revenues are estimated to be \$1,544,000 in fiscal year 2024 and \$1,505,000 in fiscal year 2025.
- 4. Law Enforcement Management Institute of Texas Fund.** Any unexpended balances from appropriations for the fiscal year ending August 31, 2023, in the Law Enforcement Management Institute of Texas Fund (GR-Dedicated Fund 581), estimated to be \$2,122,000, and included in amounts above, are appropriated for the same purpose for the fiscal year beginning September 1, 2023. Any balances in Fund 581 remaining as of August 31, 2024, are appropriated for the same purpose for the fiscal year beginning September 1, 2024. Fund 581 revenues are estimated to be \$2,671,000 in fiscal year 2024 and \$2,605,000 in fiscal year 2025.
- 5. Allied Health Programs.** Out of funds appropriated to Sam Houston State University in Strategy C.1.1, Allied Health Programs, \$961,754 in General Revenue in fiscal year 2024 and \$961,754 in General Revenue in fiscal year 2025 will be used for Allied Health Programs.
- 6. Homeland Security Institute.** Out of funds appropriated to Sam Houston State University in Strategy C.2.1, Homeland Security Institute, \$2,500,000 in General Revenue in fiscal year 2024 and \$2,500,000 in General Revenue in fiscal year 2025 will be used to support the Homeland Security Institute.
- 7. Forensic Training Center.** Out of funds appropriated to Sam Houston State University in Strategy C.3.6, Forensic Training Center, \$500,000 in General Revenue in fiscal year 2024 and \$500,000 in General Revenue in fiscal year 2025 will be used to support the Forensic Training Center and increase enrollment in Forensic Science programs by a minimum of 10 additional students.

¹ Incorporates Special Provisions Relating Only to State Agencies of Higher Education, Section 58, relating to Higher Education Affordability resulting in increases of \$6,269,289 out of General Revenue Funds and 192.9 FTEs each fiscal year of the 2024-25 biennium.

² Incorporates Article IX, §18.16, 88th Legislature, Regular Session, relating to Contingency Funding for House Bill 1595 and House Joint Resolution 3, resulting in an increase of \$20,857 out of General Revenue Funds each fiscal year of the biennium.

TEXAS STATE UNIVERSITY

	For the Years Ending	
	August 31, 2024	August 31, 2025
Method of Financing:		
General Revenue Fund ^{1, 2, 3}	\$ 138,128,731	\$ 138,068,767
 <u>General Revenue Fund - Dedicated</u>		
Estimated Board Authorized Tuition Increases Account No. 704	\$ 3,520,007	\$ 3,520,007
Estimated Other Educational and General Income Account No. 770	44,293,281	44,367,443
Subtotal, General Revenue Fund - Dedicated	\$ 47,813,288	\$ 47,887,450
License Plate Trust Fund Account No. 0802, estimated	\$ 7,946	\$ 7,946
Total, Method of Financing	\$ 185,949,965	\$ 185,964,163
 Items of Appropriation:		
1. Educational and General State Support	\$ 185,949,965	\$ 185,964,163
Grand Total, TEXAS STATE UNIVERSITY	\$ 185,949,965	\$ 185,964,163

This bill pattern represents an estimated 18.2% of this agency's estimated total available funds for the biennium.

Number of Full-Time-Equivalents (FTE)- Appropriated Funds^{1,3}	1,770.7	1,770.7
--	---------	---------

1. Informational Listing of Appropriated Funds. The appropriations made above for Educational and General State Support are subject to the special and general provisions of this Act and include the following amounts for the purposes indicated.

A. Goal: INSTRUCTION/OPERATIONS		
Provide Instructional and Operations Support.		
A.1.1. Strategy: OPERATIONS SUPPORT ¹	\$ 99,239,998	\$ 99,239,998
A.1.2. Strategy: TEACHING EXPERIENCE SUPPLEMENT ¹	2,262,007	2,262,007
A.1.3. Strategy: STAFF GROUP INSURANCE PREMIUMS	7,056,039	7,056,039
A.1.4. Strategy: WORKERS' COMPENSATION INSURANCE	480,383	480,383
A.1.5. Strategy: TEXAS PUBLIC EDUCATION GRANTS	6,735,163	6,751,862
A.1.6. Strategy: ORGANIZED ACTIVITIES	1,596,304	1,596,304
Total, Goal A: INSTRUCTION/OPERATIONS	\$ 117,369,894	\$ 117,386,593
 B. Goal: INFRASTRUCTURE SUPPORT		
Provide Infrastructure Support.		
B.1.1. Strategy: E&G SPACE SUPPORT ¹	\$ 20,869,024	\$ 20,869,023
Educational and General Space Support.		
B.1.2. Strategy: CCAP REVENUE BONDS	23,209,000	23,206,500
Capital Construction Assistance Projects Revenue Bonds.		
Total, Goal B: INFRASTRUCTURE SUPPORT	\$ 44,078,024	\$ 44,075,523
 C. Goal: NON-FORMULA SUPPORT		
Provide Non-formula Support.		
C.1. Objective: INSTRUCTIONAL SUPPORT		
C.1.1. Strategy: ROUND ROCK HIGHER EDUCATION CENTER	\$ 101,278	\$ 101,278
C.1.2. Strategy: ALERRT ³	8,500,000	8,500,000
Advanced Law Enforcement Rapid Response Training.		
C.2. Objective: RESEARCH		
C.2.1. Strategy: EDWARDS AQUIFER RESEARCH CENTER	\$ 44,330	\$ 44,330
Edwards Aquifer Research and Data Center.		
C.2.2. Strategy: MATERIALS APPLICATION RESEARCH CNTR	2,707,500	2,707,500
Materials Application Research Center.		
C.2.3. Strategy: SCHOOL SAFETY CENTER	8,995,472	8,995,472

TEXAS STATE UNIVERSITY
(Continued)

C.2.4. Strategy: CTR. FOR HEALTH & ECON. RESILIENCY	2,550,000	2,550,000
Center For Community Health & Economic Resiliency Research.		
C.2.5. Strategy: FORENSIC ANTHROPOLOGY CENTE	150,000	150,000
Forensic Anthropology Center.		
C.3. Objective: PUBLIC SERVICE		
C.3.1. Strategy: SMALL BUSINESS DEVELOPMENT CENTER	\$ 128,004	\$ 128,004
C.4. Objective: INSTITUTIONAL SUPPORT		
C.4.1. Strategy: INSTITUTIONAL ENHANCEMENT	<u>\$ 1,325,463</u>	<u>\$ 1,325,463</u>
Total, Goal C: NON-FORMULA SUPPORT	<u>\$ 24,502,047</u>	<u>\$ 24,502,047</u>
Grand Total, TEXAS STATE UNIVERSITY	<u>\$ 185,949,965</u>	<u>\$ 185,964,163</u>
Object-of-Expense Informational Listing:		
Salaries and Wages	\$ 51,021,435	\$ 51,336,340
Other Personnel Costs	8,167,388	7,536,422
Faculty Salaries (Higher Education Only)	86,267,825	80,158,807
Utilities	70,447	74,356
Travel	239,658	551,521
Debt Service	23,209,000	23,206,500
Other Operating Expense	9,650,098	16,129,383
Grants	6,735,163	6,751,862
Capital Expenditures	<u>588,951</u>	<u>218,972</u>
Total, Object-of-Expense Informational Listing	<u>\$ 185,949,965</u>	<u>\$ 185,964,163</u>
Estimated Allocations for Employee Benefits and Debt Service Appropriations Made Elsewhere in this Act:		
<u>Employee Benefits</u>		
Retirement	\$ 11,316,128	\$ 11,626,944
Group Insurance	18,080,253	18,080,253
Social Security	<u>10,497,816</u>	<u>10,833,746</u>
Total, Estimated Allocations for Employee Benefits and Debt Service Appropriations Made Elsewhere in this Act	<u>\$ 39,894,197</u>	<u>\$ 40,540,943</u>

2. Performance Measure Targets. The following is a listing of the key performance target levels for the Texas State University. It is the intent of the Legislature that appropriations made by this Act be utilized in the most efficient and effective manner possible to achieve the intended mission of the Texas State University. In order to achieve the objectives and service standards established by this Act, the Texas State University shall make every effort to attain the following designated key performance target levels associated with each item of appropriation.

	<u>2024</u>	<u>2025</u>
A. Goal: INSTRUCTION/OPERATIONS		
Outcome (Results/Impact):		
Percent of First-time, Full-time, Degree-seeking Freshmen Who Earn a Baccalaureate Degree within Six Academic Years	56%	56%
Percent of First-time, Full-time, Degree-seeking Freshmen Who Earn a Baccalaureate Degree within Four Academic Years	36%	36%
Persistence Rate of First-time, Full-time, Degree-seeking Freshmen Students after One Academic Year	79%	79%
Certification Rate of Teacher Education Graduates	85%	85%
Percent of Baccalaureate Graduates Who Are First Generation College Graduates	38%	38%
Percent of Incoming Full-time Undergraduate Transfer Students Who Graduate within Four Years	63%	63%
Percent of Incoming Full-time Undergraduate Transfer Students Who Graduate within Two years	35%	35%
Percent of Lower Division Courses Taught by Tenured or Tenure - Track Faculty	19%	19%
State Licensure Pass Rate of Engineering Graduates	75%	75%
State Licensure Pass Rate of Nursing Graduates	95%	95%
Dollar Value of External or Sponsored Research Funds (in Millions)	37.5	37.5
A.1.1. Strategy: OPERATIONS SUPPORT		
Efficiencies:		
Administrative Cost as a Percent of Total Expenditures	7%	7%
Average Cost of Resident Undergraduate Tuition And Fees For 15 Semester Credit Hours	6,310	6,500

TEXAS STATE UNIVERSITY
(Continued)

Explanatory:

Average Student Loan Debt	25,000	25,000
Percent of Students with Student Loan Debt	65%	65%
Average Financial Aid Award Per Full-Time Student	14,750	15,000
Percent of Full-Time Students Receiving Financial Aid	80%	80%

3. Center for Excellence for Community Health and Economic Resiliency Research. Out of funds appropriated to Texas State University in Strategy C.2.4, Center for Excellence for Community Health and Economic Resiliency Research, \$2,550,000 in General Revenue in fiscal year 2024 and \$2,550,000 in General Revenue in fiscal year 2025 will be used to support the Center for Community Health and Economic Resiliency Research.

4. Forensic Anthropology Center. Out of funds appropriated to Texas State University in Strategy C.2.5, Forensic Anthropology Center, \$150,000 in General Revenue in fiscal year 2024 and \$150,000 in General Revenue in fiscal year 2025 will be used to support the Texas Forensic Anthropology Center.

¹ Incorporates Special Provisions Relating Only to State Agencies of Higher Education, Section 58, relating to Higher Education Affordability resulting in increases of \$6,081,451 out of General Revenue Funds and 115.2 FTEs each fiscal year of the 2024-25 biennium.

² Incorporates Article IX, §18.16, 88th Legislature, Regular Session, relating to Contingency Funding for House Bill 1595 and House Joint Resolution 3, resulting in a decrease of \$5,082,657 out of General Revenue Funds each fiscal year of the biennium.

³ Incorporates Article IX, §18.68, 88th Legislature, Regular Session, relating to Contingency Funding for House Bill 1852 to support the ALERRT program, resulting in increases of \$3,500,000 out of General Revenue Funds and 10.0 FTEs each fiscal year of the biennium.

SUL ROSS STATE UNIVERSITY

	For the Years Ending	
	August 31, 2024	August 31, 2025
Method of Financing:		
General Revenue Fund ^{1, 2}	\$ 12,092,056	\$ 12,089,576
<u>General Revenue Fund - Dedicated</u>		
Estimated Board Authorized Tuition Increases Account No. 704	\$ 69,508	\$ 69,508
Estimated Other Educational and General Income Account No. 770	<u>1,652,200</u>	<u>1,654,821</u>
Subtotal, General Revenue Fund - Dedicated	\$ 1,721,708	\$ 1,724,329
License Plate Trust Fund Account No. 0802, estimated	<u>\$ 7,946</u>	<u>\$ 7,946</u>
Total, Method of Financing	<u>\$ 13,821,710</u>	<u>\$ 13,821,851</u>
Items of Appropriation:		
1. Educational and General State Support	\$ 13,821,710	\$ 13,821,851
Grand Total, SUL ROSS STATE UNIVERSITY	<u>\$ 13,821,710</u>	<u>\$ 13,821,851</u>

This bill pattern represents an estimated 33.1% of this agency's estimated total available funds for the biennium.

Number of Full-Time-Equivalents (FTE)-Appropriated Funds¹	393.7	393.7
---	-------	-------

1. Informational Listing of Appropriated Funds. The appropriations made above for Educational and General State Support are subject to the special and general provisions of this Act and include the following amounts for the purposes indicated.

SUL ROSS STATE UNIVERSITY
(Continued)

A. Goal: INSTRUCTION/OPERATIONS

Provide Instructional and Operations Support.

A.1.1. Strategy: OPERATIONS SUPPORT ¹	\$ 3,389,478	\$ 3,389,478
A.1.2. Strategy: TEACHING EXPERIENCE SUPPLEMENT ¹	139,172	139,172
A.1.3. Strategy: STAFF GROUP INSURANCE PREMIUMS	275,041	275,041
A.1.4. Strategy: WORKERS' COMPENSATION INSURANCE	25,312	25,312
A.1.5. Strategy: TEXAS PUBLIC EDUCATION GRANTS	228,384	229,026
A.1.6. Strategy: ORGANIZED ACTIVITIES	118,804	118,804
A.1.7. Strategy: CRU FUNDING ¹	<u>398,752</u>	<u>398,752</u>

Performance-based Funding For Comprehensive Universities.

Total, Goal A: INSTRUCTION/OPERATIONS \$ 4,574,943 \$ 4,575,585

B. Goal: INFRASTRUCTURE SUPPORT

Provide Infrastructure Support.

B.1.1. Strategy: E&G SPACE SUPPORT ¹	\$ 1,109,931	\$ 1,109,930
Educational and General Space Support.		
B.1.2. Strategy: CCAP REVENUE BONDS	2,780,750	2,780,250
Capital Construction Assistance Projects Revenue Bonds.		
B.1.3. Strategy: SMALL INSTITUTION SUPPLEMENT	<u>1,316,567</u>	<u>1,316,567</u>

Total, Goal B: INFRASTRUCTURE SUPPORT \$ 5,207,248 \$ 5,206,747

C. Goal: NON-FORMULA SUPPORT

Provide Non-formula Support.

C.1. Objective: RESEARCH

C.1.1. Strategy: CENTER FOR BIG BEND STUDIES \$ 76,282 \$ 76,282

C.2. Objective: PUBLIC SERVICE

C.2.1. Strategy: SUL ROSS MUSEUM \$ 52,437 \$ 52,437

Sul Ross State University Museum.

C.2.2. Strategy: BIG BEND SMALL BUSINESS DEVT CENTER 92,012 92,012

Big Bend Region Minority and Small Business Development Center.

C.2.3. Strategy: CRIMINAL JUSTICE ACADEMY 34,292 34,292

C.2.4. Strategy: BIG BEND ARCHIVES 41,515 41,515

Archives of the Big Bend.

C.2.5. Strategy: MUSEUM OF THE BIG BEND 13,872 13,872

C.3. Objective: INSTITUTIONAL SUPPORT

C.3.1. Strategy: INSTITUTIONAL ENHANCEMENT \$ 3,482,891 \$ 3,482,891

Total, Goal C: NON-FORMULA SUPPORT \$ 3,793,301 \$ 3,793,301

D. Goal: RESEARCH FUNDS

D.1.1. Strategy: COMPREHENSIVE RESEARCH FUND^{1, 2} \$ 246,218 \$ 246,218

Grand Total, SUL ROSS STATE UNIVERSITY \$ 13,821,710 \$ 13,821,851

Object-of-Expense Informational Listing:

Salaries and Wages	\$ 4,342,194	\$ 4,643,994
Other Personnel Costs	382,223	383,017
Faculty Salaries (Higher Education Only)	5,402,644	5,119,018
Professional Salaries - Faculty Equivalent (Higher Education Only)	180,700	180,700
Consumable Supplies	21,250	22,250
Utilities	28,259	10,000
Debt Service	2,780,750	2,780,250
Other Operating Expense	455,306	453,596
Grants	<u>228,384</u>	<u>229,026</u>

Total, Object-of-Expense Informational Listing \$ 13,821,710 \$ 13,821,851

Estimated Allocations for Employee Benefits and Debt Service Appropriations Made Elsewhere in this Act:

Employee Benefits

Retirement	\$ 819,932	\$ 848,223
Group Insurance	3,062,434	3,062,434

SUL ROSS STATE UNIVERSITY
(Continued)

Social Security	787,117	812,305
Total, Estimated Allocations for Employee Benefits and Debt Service Appropriations Made Elsewhere in this Act	\$ 4,669,483	\$ 4,722,962

2. Performance Measure Targets. The following is a listing of the key performance target levels for the Sul Ross State University. It is the intent of the Legislature that appropriations made by this Act be utilized in the most efficient and effective manner possible to achieve the intended mission of the Sul Ross State University. In order to achieve the objectives and service standards established by this Act, the Sul Ross State University shall make every effort to attain the following designated key performance target levels associated with each item of appropriation.

	2024	2025
A. Goal: INSTRUCTION/OPERATIONS		
Outcome (Results/Impact):		
Percent of First-time, Full-time, Degree-seeking Freshmen Who Earn a Baccalaureate Degree within Six Academic Years	30.1%	30.7%
Percent of First-time, Full-time, Degree-seeking Freshmen Who Earn a Baccalaureate Degree within Four Academic Years	16.3%	16.7%
Persistence Rate of First-time, Full-time, Degree-seeking Freshmen Students after One Academic Year	52.1%	52.7%
Certification Rate of Teacher Education Graduates	39%	40.2%
Percent of Baccalaureate Graduates Who Are First Generation College Graduates	37.2%	37.6%
Percent of Incoming Full-time Undergraduate Transfer Students Who Graduate within Four Years	56.4%	58.1%
Percent of Incoming Full-time Undergraduate Transfer Students Who Graduate within Two Years	22.7%	23.2%
Percent of Lower Division Semester Credit Hours Taught by Tenured or Tenure-Track Faculty	67%	67.6%
Dollar Value of External or Sponsored Research Funds (in Millions)	0.88	0.88
A.1.1. Strategy: OPERATIONS SUPPORT		
Efficiencies:		
Administrative Cost as a Percent of Total Expenditures	15%	16%
Average Cost of Resident Undergraduate Tuition And Fees For 15 Semester Credit Hours	4,638	4,685
Explanatory:		
Average Student Loan Debt	24,549	24,794
Percent of Students with Student Loan Debt	77.3%	78%
Average Financial Aid Award Per Full-Time Student	10,507	10,612
Percent of Full-Time Students Receiving Financial Aid	97%	97%

¹ Incorporates Special Provisions Relating Only to State Agencies of Higher Education, Section 58, relating to Higher Education Affordability resulting in increases of \$629,183 out of General Revenue Funds and 20.9 FTEs each fiscal year of the 2024-25 biennium.

² Incorporates Article IX, §18.16, 88th Legislature, Regular Session, relating to Contingency Funding for House Bill 1595 and House Joint Resolution 3, resulting in an increase of \$3,308 out of General Revenue Funds each fiscal year of the biennium.

SUL ROSS STATE UNIVERSITY RIO GRANDE COLLEGE

	For the Years Ending	
	August 31, 2024	August 31, 2025
Method of Financing:		
General Revenue Fund ¹	\$ 7,901,349	\$ 7,901,332
General Revenue Fund - Dedicated		
Estimated Board Authorized Tuition Increases Account No. 704	\$ 20,443	\$ 20,443
Estimated Other Educational and General Income Account No. 770	555,803	555,865
Subtotal, General Revenue Fund - Dedicated	\$ 576,246	\$ 576,308
Total, Method of Financing	\$ 8,477,595	\$ 8,477,640

SUL ROSS STATE UNIVERSITY RIO GRANDE COLLEGE
(Continued)

Items of Appropriation:

1. Educational and General State Support	\$	8,477,595	\$	8,477,640
Grand Total, SUL ROSS STATE UNIVERSITY RIO GRANDE COLLEGE		8,477,595		8,477,640

This bill pattern represents an estimated 66.9% of this agency's estimated total available funds for the biennium.

Number of Full-Time-Equivalents (FTE)-Appropriated Funds¹		82.4		82.4
---	--	------	--	------

1. Informational Listing of Appropriated Funds. The appropriations made above for Educational and General State Support are subject to the special and general provisions of this Act and include the following amounts for the purposes indicated.

A. Goal: INSTRUCTION/OPERATIONS

Provide Instructional and Operations Support.				
A.1.1. Strategy: OPERATIONS SUPPORT ¹	\$	1,409,801	\$	1,409,802
A.1.2. Strategy: TEACHING EXPERIENCE SUPPLEMENT ¹		80,458		80,458
A.1.3. Strategy: STAFF GROUP INSURANCE PREMIUMS		45,337		45,337
A.1.4. Strategy: WORKERS' COMPENSATION INSURANCE		6,840		6,840
A.1.5. Strategy: TEXAS PUBLIC EDUCATION GRANTS		91,915		91,960
A.1.6. Strategy: CRU FUNDING ¹		395,248		395,248
Performance-based Funding For Comprehensive Universities.				
Total, Goal A: INSTRUCTION/OPERATIONS	\$	2,029,599	\$	2,029,645

B. Goal: INFRASTRUCTURE SUPPORT

Provide Infrastructure Support.				
B.1.1. Strategy: E&G SPACE SUPPORT ¹	\$	317,735	\$	317,734
Educational and General Space Support.				
B.1.2. Strategy: CCAP REVENUE BONDS		2,885,000		2,885,000
Capital Construction Assistance Projects Revenue Bonds.				
B.1.3. Strategy: LEASE OF FACILITIES		207,951		207,951
B.1.4. Strategy: SMALL INSTITUTION SUPPLEMENT		1,316,567		1,316,567
Total, Goal B: INFRASTRUCTURE SUPPORT	\$	4,727,253	\$	4,727,252

C. Goal: NON-FORMULA SUPPORT

Provide Non-formula Support.				
C.1. Objective: PUBLIC SERVICE				
C.1.1. Strategy: SMALL BUSINESS DEVELOPMENT CENTER	\$	115,360	\$	115,360
C.2. Objective: INSTITUTIONAL SUPPORT				
C.2.1. Strategy: INSTITUTIONAL ENHANCEMENT	\$	1,605,383	\$	1,605,383
Total, Goal C: NON-FORMULA SUPPORT	\$	1,720,743	\$	1,720,743

Grand Total, SUL ROSS STATE UNIVERSITY RIO GRANDE COLLEGE	\$	8,477,595	\$	8,477,640
--	-----------	------------------	-----------	------------------

Object-of-Expense Informational Listing:

Salaries and Wages	\$	854,833	\$	848,220
Other Personnel Costs		46,429		46,429
Faculty Salaries (Higher Education Only)		2,355,077		2,361,691
Rent - Building		1,842,253		1,842,252
Debt Service		2,885,000		2,885,000
Other Operating Expense		402,088		402,088
Grants		91,915		91,960
Total, Object-of-Expense Informational Listing	\$	8,477,595	\$	8,477,640

Estimated Allocations for Employee Benefits and Debt Service Appropriations Made Elsewhere in this Act:

<u>Employee Benefits</u>				
Retirement	\$	222,944	\$	228,712
Group Insurance		317,762		317,762

SUL ROSS STATE UNIVERSITY RIO GRANDE COLLEGE
(Continued)

Social Security	184,142	190,035
Total, Estimated Allocations for Employee Benefits and Debt Service Appropriations Made Elsewhere in this Act	\$ 724,848	\$ 736,509

2. Performance Measure Targets. The following is a listing of the key performance target levels for the Sul Ross State University Rio Grande College. It is the intent of the Legislature that appropriations made by this Act be utilized in the most efficient and effective manner possible to achieve the intended mission of the Sul Ross State University Rio Grande College. In order to achieve the objectives and service standards established by this Act, the Sul Ross State University Rio Grande College shall make every effort to attain the following designated key performance target levels associated with each item of appropriation.

	2024	2025
A. Goal: INSTRUCTION/OPERATIONS		
Outcome (Results/Impact):		
Certification Rate of Teacher Education Graduates	39.8%	40.6%
Percent of Baccalaureate Graduates Who Are First Generation College Graduates	56%	56.6%
Percent of Incoming Full-time Undergraduate Transfer Students Who Graduate within Four Years	60.1%	61.3%
Percent of Incoming Full-time Undergraduate Transfer Students Who Graduate within Two Years	19.9%	20.1%
A.1.1. Strategy: OPERATIONS SUPPORT		
Efficiencies:		
Administrative Cost as a Percent of Total Expenditures	15.5%	15.6%
Average Cost of Resident Undergraduate Tuition And Fees For 15 Semester Credit Hours	3,175	3,239
Explanatory:		
Average Financial Aid Award Per Full-Time Student	5,630	5,630
Percent of Full-Time Students Receiving Financial Aid	92%	92%

¹ Incorporates Special Provisions Relating Only to State Agencies of Higher Education, Section 58, relating to Higher Education Affordability resulting in increases of \$481,930 out of General Revenue Funds and 17.9 FTEs each fiscal year of the 2024-25 biennium.

THE UNIVERSITY OF TEXAS SOUTHWESTERN MEDICAL CENTER

	For the Years Ending	
	August 31, 2024	August 31, 2025
Method of Financing:		
General Revenue Fund ¹	\$ 192,825,189	\$ 185,755,639
<u>General Revenue Fund - Dedicated</u>		
Estimated Board Authorized Tuition Increases Account No. 704	\$ 952,722	\$ 952,722
Estimated Other Educational and General Income Account No. 770	7,239,238	7,239,238
Subtotal, General Revenue Fund - Dedicated	\$ 8,191,960	\$ 8,191,960
<u>Other Funds</u>		
Permanent Health Fund for Higher Education, estimated	\$ 3,090,681	\$ 3,090,681
Permanent Endowment Fund, UT Southwestern Medical Center at Dallas, estimated	3,445,000	3,445,000
Subtotal, Other Funds	\$ 6,535,681	\$ 6,535,681
Total, Method of Financing	\$ 207,552,830	\$ 200,483,280
Items of Appropriation:		
1. Educational and General State Support	\$ 207,552,830	\$ 200,483,280
Grand Total, THE UNIVERSITY OF TEXAS SOUTHWESTERN MEDICAL CENTER	\$ 207,552,830	\$ 200,483,280

THE UNIVERSITY OF TEXAS SOUTHWESTERN MEDICAL CENTER
(Continued)

This bill pattern represents an estimated 4.2% of this agency's estimated total available funds for the biennium.

Number of Full-Time-Equivalents (FTE)-Appropriated Funds 1,955.7 1,955.7

1. Informational Listing of Appropriated Funds. The appropriations made above for Educational and General State Support are subject to the special and general provisions of this Act and include the following amounts for the purposes indicated.

A. Goal: INSTRUCTION/OPERATIONS

Provide Instructional and Operations Support.

A.1.1. Strategy: MEDICAL EDUCATION	\$ 43,456,432	\$ 43,456,432
A.1.2. Strategy: BIOMEDICAL SCIENCES TRAINING Graduate Training in Biomedical Sciences.	7,934,021	7,934,021
A.1.3. Strategy: ALLIED HEALTH PROFESSIONS TRAINING	5,090,638	5,090,638
A.1.4. Strategy: GRADUATE MEDICAL EDUCATION	9,026,454	9,026,454
A.2.1. Strategy: STAFF GROUP INSURANCE PREMIUMS	\$ 713,449	\$ 713,449
A.3.1. Strategy: TEXAS PUBLIC EDUCATION GRANTS	<u>\$ 1,035,950</u>	<u>\$ 1,035,950</u>

Total, Goal A: INSTRUCTION/OPERATIONS \$ 67,256,944 \$ 67,256,944

B. Goal: PROVIDE RESEARCH SUPPORT

B.1.1. Strategy: RESEARCH ENHANCEMENT	\$ 8,887,811	\$ 8,887,811
B.1.2. Strategy: PERFORMANCE BASED RESEARCH OPS Performance Based Research Operations.	<u>65,420,077</u>	<u>65,420,078</u>

Total, Goal B: PROVIDE RESEARCH SUPPORT \$ 74,307,888 \$ 74,307,889

C. Goal: PROVIDE INFRASTRUCTURE SUPPORT

C.1.1. Strategy: E&G SPACE SUPPORT	\$ 31,018,962	\$ 31,018,962
C.2.1. Strategy: CCAP REVENUE BONDS Capital Construction Assistance Projects Revenue Bonds.	<u>\$ 23,741,104</u>	<u>\$ 16,671,554</u>

Total, Goal C: PROVIDE INFRASTRUCTURE SUPPORT \$ 54,760,066 \$ 47,690,516

D. Goal: PROVIDE NON-FORMULA SUPPORT

D.1. Objective: RESIDENCY TRAINING		
D.1.1. Strategy: PRIMARY CARE RESIDENCY TRAINING Primary Care Residency Training Program.	\$ 922,998	\$ 922,998
D.2. Objective: HEALTH CARE		
D.2.1. Strategy: REGIONAL BURN CARE CENTER	\$ 82,300	\$ 82,300
D.3. Objective: PUBLIC SERVICE		
D.3.1. Strategy: SCIENCE TEACHER ACCESS TO RESOURCES Program for Science Teacher Access to Resources (STARS).	\$ 493,841	\$ 493,840
D.4. Objective: INSTITUTIONAL		
D.4.1. Strategy: INSTITUTIONAL ENHANCEMENT	\$ 693,112	\$ 693,112
D.4.2. Strategy: SCHOOL OF PUBLIC HEALTH ¹	<u>2,500,000</u>	<u>2,500,000</u>

Total, Goal D: PROVIDE NON-FORMULA SUPPORT \$ 4,692,251 \$ 4,692,250

E. Goal: TOBACCO FUNDS

E.1.1. Strategy: TOBACCO EARNINGS - UT SWMC Tobacco Earnings for UT Southwestern Medical Center.	\$ 3,445,000	\$ 3,445,000
E.1.2. Strategy: TOBACCO - PERMANENT HEALTH FUND Tobacco Earnings from the Permanent Health Fund for Higher Ed. No. 810.	<u>3,090,681</u>	<u>3,090,681</u>

Total, Goal E: TOBACCO FUNDS \$ 6,535,681 \$ 6,535,681

**Grand Total, THE UNIVERSITY OF TEXAS
SOUTHWESTERN MEDICAL CENTER** \$ 207,552,830 \$ 200,483,280

THE UNIVERSITY OF TEXAS SOUTHWESTERN MEDICAL CENTER
(Continued)

Object-of-Expense Informational Listing:

Salaries and Wages	\$ 106,952,403	\$ 111,116,562
Other Personnel Costs	3,033,202	3,145,096
Faculty Salaries (Higher Education Only)	67,789,668	63,972,270
Professional Fees and Services	71,478	71,478
Consumable Supplies	54,185	54,185
Utilities	3,218	3,218
Debt Service	23,741,104	16,671,554
Other Operating Expense	5,788,594	5,329,939
Capital Expenditures	<u>118,978</u>	<u>118,978</u>
Total, Object-of-Expense Informational Listing	<u>\$ 207,552,830</u>	<u>\$ 200,483,280</u>

Estimated Allocations for Employee Benefits and Debt Service Appropriations Made Elsewhere in this Act:

Employee Benefits

Retirement	\$ 12,132,192	\$ 12,536,839
Group Insurance	17,908,633	17,908,633
Social Security	<u>10,679,163</u>	<u>11,020,896</u>

Total, Estimated Allocations for Employee Benefits and Debt Service Appropriations Made Elsewhere in this Act

<u>\$ 40,719,988</u>	<u>\$ 41,466,368</u>
-----------------------------	-----------------------------

2. Performance Measure Targets. The following is a listing of the key performance target levels for The University of Texas Southwestern Medical Center. It is the intent of the Legislature that appropriations made by this Act be utilized in the most efficient and effective manner possible to achieve the intended mission of The University of Texas Southwestern Medical Center. In order to achieve the objectives and service standards established by this Act, The University of Texas Southwestern Medical Center shall make every effort to attain the following designated key performance target levels associated with each item of appropriation.

	<u>2024</u>	<u>2025</u>
A. Goal: INSTRUCTION/OPERATIONS		
Outcome (Results/Impact):		
Percent of Medical School Students Passing Part 1 or Part 2 of the National Licensing Exam on the First Attempt	98.75%	98.75%
Percent of Medical School Graduates Practicing Primary Care in Texas	18.93%	18.93%
Percent of Medical Residency Completers Practicing in Texas	55%	55%
Percent of Allied Health Graduates Passing the Certification/Licensure Exam on the First Attempt	94.83%	94.83%
Percent of Allied Health Graduates Who Are Licensed or Certified in Texas	80.5%	80.5%
Administrative (Institutional Support) Cost as a Percent of Total Expenditures	3%	3%
Percent of Medical School Graduates Practicing in Texas	55.73%	55.73%
A.1.1. Strategy: MEDICAL EDUCATION		
Output (Volume):		
Number of Combined MD/PhD Graduates	6	6
Explanatory:		
Minority Admissions as a Percent of Total First-year Admissions (All Schools)	18.1%	18.28%
Minority MD Admissions as a Percent of Total MD Admissions	26.53%	26.8%
Percent of Medical School Graduates Entering a Primary Care Residency	44.73%	46.07%
Average Student Loan Debt for Medical School Graduates	90,000	95,000
Percent of Medical School Graduates with Student Loan Debt	70%	70%
A.1.4. Strategy: GRADUATE MEDICAL EDUCATION		
Output (Volume):		
Total Number of MD or DO Residents	1,464	1,464
Explanatory:		
Minority MD or DO Residents as a Percent of Total MD or DO Residents	11.46%	11.69%
B. Goal: PROVIDE RESEARCH SUPPORT		
Outcome (Results/Impact):		
Total External Research Expenditures	503,123,841	514,040,366

3. Estimated Appropriation and Unexpended Balance. Included in the amounts appropriated above are: (1) estimated appropriations of amounts available for distribution or investment returns out of the Permanent Endowment Fund for The University of Texas Southwestern Medical Center

THE UNIVERSITY OF TEXAS SOUTHWESTERN MEDICAL CENTER
(Continued)

No. 813 and (2) estimated appropriations of the institution's estimated allocation of amounts available for distribution out of the Permanent Health Fund for Higher Education No. 810.

- a. Amounts available for distribution or investment returns in excess of the amounts estimated above are also appropriated to the institution. In the event that amounts available for distribution or investment returns are less than the amounts estimated above, this Act may not be construed as appropriating funds to make up the difference.
 - b. All balances of estimated appropriations from the Permanent Endowment Fund for The University of Texas Southwestern Medical Center No. 813 and of the institution's allocation from the amounts available for distribution out of the Permanent Health Fund for Higher Education No. 810, except for any General Revenue, at the close of the fiscal year ending August 31, 2023, and the income to said fund during the fiscal years beginning September 1, 2023, are hereby appropriated. Any unexpended appropriations made above as of August 31, 2024, are hereby appropriated to the institution for the same purposes for fiscal year 2025.
- 4. Texas Institute for Brain Injury and Repair.** Out of funds appropriated above in Strategy B.1.2, Performance Based Research Operations, \$6,840,000 in General Revenue each fiscal year shall be used to support the Texas Institute for Brain Injury and Repair.
 - 5. Center for Regenerative Science and Medicine.** Out of funds appropriated above in Strategy B.1.2, Performance Based Research Operations, \$7,296,000 in General Revenue each fiscal year shall be used for the Center for Regenerative Science and Medicine.
 - 6. Center for Advanced Radiation Therapy.** Out of funds appropriated to The University of Texas Southwestern Medical Center in Strategy B.1.2, Performance Based Research Operations, \$912,000 in General Revenue in fiscal year 2024 and \$912,000 in General Revenue in fiscal year 2025 will be used for the Texas Center for Advanced Radiation Therapy.
 - 7. School of Public Health.** The University of Texas Southwestern Medical Center is authorized to continue curriculum design and development, faculty recruitment, organization, and other processes necessary to matriculate students and attain accreditation of a school of public health. Included in the amounts appropriated above are all unexpended balances as of August 31, 2023 to support the school of public health to be used for the same purpose for the biennium beginning September 1, 2023 (estimated to be \$0 in General Revenue).

¹ Incorporates Article IX, Section 17.35, 88th Legislature, Regular Session, relating to support for the School of Public Health, resulting in increases of \$2,500,000 out of General Revenue each fiscal year of the biennium.

THE UNIVERSITY OF TEXAS MEDICAL BRANCH AT GALVESTON

	For the Years Ending	
	August 31, 2024	August 31, 2025
Method of Financing:		
General Revenue Fund	\$ 280,591,014	\$ 280,592,714
<u>General Revenue Fund - Dedicated</u>		
Estimated Board Authorized Tuition Increases Account No. 704	\$ 2,490,016	\$ 2,490,016
Estimated Other Educational and General Income Account No. 770	11,393,487	11,393,487
Subtotal, General Revenue Fund - Dedicated	\$ 13,883,503	\$ 13,883,503
<u>Other Funds</u>		
Interagency Contracts	\$ 439,443	\$ 439,443
Permanent Health Fund for Higher Education, estimated	1,951,810	1,951,810

THE UNIVERSITY OF TEXAS MEDICAL BRANCH AT GALVESTON
(Continued)

Permanent Endowment Fund, UT Medical Branch at Galveston, estimated	1,667,500	1,667,500
Subtotal, Other Funds	\$ 4,058,753	\$ 4,058,753
Total, Method of Financing	\$ 298,533,270	\$ 298,534,970
Items of Appropriation:		
1. Educational and General State Support	\$ 298,533,270	\$ 298,534,970
Grand Total, THE UNIVERSITY OF TEXAS MEDICAL BRANCH AT GALVESTON	\$ 298,533,270	\$ 298,534,970

This bill pattern represents an estimated 10.6% of this agency's estimated total available funds for the biennium.

Number of Full-Time-Equivalents (FTE)- Appropriated Funds	1,624.4	1,624.4
--	---------	---------

1. Informational Listing of Appropriated Funds. The appropriations made above for Educational and General State Support are subject to the special and general provisions of this Act and include the following amounts for the purposes indicated.

A. Goal: INSTRUCTION/OPERATIONS

Provide Instructional and Operations Support.

A.1.1. Strategy: MEDICAL EDUCATION	\$ 45,546,321	\$ 45,546,321
A.1.2. Strategy: BIOMEDICAL SCIENCES TRAINING Graduate Training in Biomedical Sciences.	2,588,718	2,588,718
A.1.3. Strategy: ALLIED HEALTH PROFESSIONS TRAINING	13,376,064	13,376,064
A.1.4. Strategy: NURSING EDUCATION	11,961,160	11,961,160
A.1.5. Strategy: GRADUATE TRAINING IN PUBLIC HEALTH	1,192,687	1,192,687
A.1.6. Strategy: GRADUATE MEDICAL EDUCATION	3,880,420	3,880,420
A.1.7. Strategy: HEALTH SYSTEM OPERATIONS	161,126,074	161,126,074
A.2.1. Strategy: STAFF GROUP INSURANCE PREMIUMS	\$ 963,959	\$ 963,959
A.2.2. Strategy: WORKERS' COMPENSATION INSURANCE	243,949	243,949
A.2.3. Strategy: UNEMPLOYMENT INSURANCE	54,888	54,888
A.3.1. Strategy: TEXAS PUBLIC EDUCATION GRANTS	\$ 1,131,219	\$ 1,131,219
Total, Goal A: INSTRUCTION/OPERATIONS	\$ 242,065,459	\$ 242,065,459

B. Goal: PROVIDE RESEARCH SUPPORT

B.1.1. Strategy: RESEARCH ENHANCEMENT	\$ 3,419,744	\$ 3,419,744
--	--------------	--------------

C. Goal: PROVIDE INFRASTRUCTURE SUPPORT

C.1.1. Strategy: E&G SPACE SUPPORT	\$ 14,182,709	\$ 14,182,709
C.2.1. Strategy: CCAP REVENUE BONDS Capital Construction Assistance Projects Revenue Bonds.	\$ 27,645,204	\$ 27,646,904

Total, Goal C: PROVIDE INFRASTRUCTURE SUPPORT	\$ 41,827,913	\$ 41,829,613
--	---------------	---------------

D. Goal: PROVIDE NON-FORMULA SUPPORT

D.1. Objective: HEALTH CARE

D.1.1. Strategy: PRIMARY CARE PHYSICIAN SERVICES	\$ 2,819,988	\$ 2,819,988
D.1.2. Strategy: EAST TEXAS HEALTH EDUCATION CENTERS East Texas Area Health Education Centers.	883,730	883,730
D.1.3. Strategy: BIO-CONTAINMENT CRITICAL CARE UNIT	3,775,386	3,775,386

D.2. Objective: INSTITUTIONAL

D.2.1. Strategy: INSTITUTIONAL ENHANCEMENT	\$ 121,740	\$ 121,740
---	------------	------------

Total, Goal D: PROVIDE NON-FORMULA SUPPORT	\$ 7,600,844	\$ 7,600,844
---	--------------	--------------

E. Goal: TOBACCO FUNDS

E.1.1. Strategy: TOBACCO EARNINGS - UTMB-GALVESTON Tobacco Earnings for the UT Medical Branch at Galveston.	\$ 1,667,500	\$ 1,667,500
---	--------------	--------------

THE UNIVERSITY OF TEXAS MEDICAL BRANCH AT GALVESTON
(Continued)

E.1.2. Strategy: TOBACCO - PERMANENT HEALTH FUND	1,951,810	1,951,810
Tobacco Earnings from the Permanent Health Fund for Higher Ed. No. 810.		

Total, Goal E: TOBACCO FUNDS	\$ 3,619,310	\$ 3,619,310
-------------------------------------	--------------	--------------

Grand Total, THE UNIVERSITY OF TEXAS MEDICAL BRANCH AT GALVESTON	\$ 298,533,270	\$ 298,534,970
---	----------------	----------------

Object-of-Expense Informational Listing:

Salaries and Wages	\$ 119,484,549	\$ 119,471,292
Other Personnel Costs	37,617,076	37,606,318
Faculty Salaries (Higher Education Only)	36,638,701	36,604,436
Professional Salaries - Faculty Equivalent (Higher Education Only)	6,160	66,029
Consumable Supplies	51,831,358	51,831,105
Utilities	2,005,089	2,004,968
Travel	137	137
Rent - Machine and Other	700,298	700,298
Debt Service	27,645,204	27,646,904
Other Operating Expense	22,604,698	22,603,483

Total, Object-of-Expense Informational Listing	\$ 298,533,270	\$ 298,534,970
---	----------------	----------------

Estimated Allocations for Employee Benefits and Debt Service Appropriations Made Elsewhere in this Act:

Employee Benefits

Retirement	\$ 10,323,903	\$ 10,749,478
Group Insurance	62,869,989	63,156,636
Social Security	28,468,997	29,380,005

Total, Estimated Allocations for Employee Benefits and Debt Service Appropriations Made Elsewhere in this Act	\$ 101,662,889	\$ 103,286,119
--	----------------	----------------

2. Performance Measure Targets. The following is a listing of the key performance target levels for The University of Texas Medical Branch at Galveston. It is the intent of the Legislature that appropriations made by this Act be utilized in the most efficient and effective manner possible to achieve the intended mission of The University of Texas Medical Branch at Galveston. In order to achieve the objectives and service standards established by this Act, The University of Texas Medical Branch at Galveston shall make every effort to attain the following designated key performance target levels associated with each item of appropriation.

	2024	2025
A. Goal: INSTRUCTION/OPERATIONS		
Outcome (Results/Impact):		
Percent of Medical School Students Passing Part 1 or Part 2 of the National Licensing Exam on the First Attempt	98%	98%
Percent of Medical School Graduates Practicing Primary Care in Texas	20.52%	20.52%
Percent of Allied Health Graduates Passing the Certification/Licensure Exam on the First Attempt	89.25%	89.25%
Percent of Allied Health Graduates Who Are Licensed or Certified in Texas	69.32%	69.32%
Percent of Bachelor of Science in Nursing Graduates Passing the National Licensing Exam on the First Attempt in Texas	94%	94%
Percent of Bachelor of Science in Nursing Graduates Who Are Licensed in Texas	94%	94%
Administrative (Institutional Support) Cost as a Percent of Total Expenditures	3.76%	3.76%
Percent of Medical School Graduates Practicing in Texas	61.99%	61.99%
Percent of Medical Residency Completers Practicing in Texas	56.1%	56.1%
Total Uncompensated Care Provided by Faculty	119,287,332	121,673,078
Total Uncompensated Care Provided in State-owned Facilities	153,133,744	153,492,149
A.1.1. Strategy: MEDICAL EDUCATION		
Efficiencies:		
Average Cost of Resident Undergraduate Tuition and Fees for 15 Semester Credit Hours	5,101	5,101
Explanatory:		
Minority Admissions as a Percent of Total First-year Admissions (All Schools)	47.51%	47.8%
Minority MD Admissions as a Percent of Total MD Admissions	27%	27%
Percent of Medical School Graduates Entering a Primary Care Residency	43%	43%

THE UNIVERSITY OF TEXAS MEDICAL BRANCH AT GALVESTON
(Continued)

Average Student Loan Debt for Medical School Graduates	144,744	146,191
Percent of Medical School Graduates with Student Loan Debt	75%	75%
Average Financial Aid Award per Full-Time Student	13,433	13,567
Percent of Full-Time Students Receiving Financial Aid	69%	69%
A.1.4. Strategy: NURSING EDUCATION		
Explanatory:		
Percent of Master of Science in Nursing Graduates Granted Advanced Practice Status in Texas	90%	90%
A.1.6. Strategy: GRADUATE MEDICAL EDUCATION		
Output (Volume):		
Total Number of MD or DO Residents	698	715
Explanatory:		
Minority MD or DO Residents as a Percent of Total MD or DO Residents	16.72%	16.72%

B. Goal: PROVIDE RESEARCH SUPPORT

Outcome (Results/Impact):

Total External Research Expenditures	154,559,849	162,287,842
--------------------------------------	-------------	-------------

3. **Appropriation of Charges and Fees.** There is hereby appropriated to The University of Texas Medical Branch at Galveston all charges and fees collected for the general expenses of the medical branch hospitals, including maintenance, support, and salaries of employees for the fiscal years ending August 31, 2024, and August 31, 2025.
4. **Rates, Donations and Gifts.** The Board of Regents of The University of Texas System shall fix reasonable rates to be charged and collected by hospitals, and may make and enter into contracts for the hospitalization of the indigent sick and accept donations and gifts for the support and maintenance of the hospitals and may utilize up to \$5 million per annum of local income to match any gift made to endowments provided, however, such match will not result in any reduction in the level of services for patients or any requirement for General Revenue replacement. Any project initiated under this authorization shall not be structured in such a manner that will require future specific appropriation of General Revenue. Provided, however, that this provision shall not be construed so as to authorize, without the prior and specific approval of the Legislature, the acceptance of real property which would require an appropriation by the Legislature for maintenance, repair, or construction of buildings.
5. **Helicopter Operation.** The University of Texas Medical Branch at Galveston is authorized to lease and operate a helicopter for the purpose of transporting critically ill or emergency patients to the medical branch hospitals. No state funds are to be used for the operation of this helicopter, except where the patient served is indigent or through an interagency contract with another state agency, or unless costs are reimbursed from insurance proceeds.
6. **Transfers of Appropriations - State Owned Hospitals.** The University of Texas Medical Branch at Galveston shall make intergovernmental transfers of funds of \$23,081,230 in fiscal year 2024 and \$23,081,230 in fiscal year 2025 to the Health and Human Services Commission (HHSC). The timing and form of such transfers shall be determined by the Comptroller of Public Accounts in consultation with HHSC. The Legislative Budget Board is authorized to adjust the amounts of such transfers as necessary to match available federal funds.

If the University of Texas Medical Branch at Galveston transfers to HHSC funds to apply for appropriate matching federal funds and chooses to participate in a hospital directed payment program authorized under the federal Healthcare Transformation and Quality Improvement Waiver, and receives notice by HHSC as described elsewhere in the Act that deposits under the disproportionate share hospital or uncompensated care program are not equivalent to the amounts deposited in state fiscal year 2023 based on the non-enhanced Federal Medical Assistance Percentages, the University of Texas Medical Branch will deposit to the General Revenue Fund sums up to the equivalent amount but not to exceed federal matching funds from the hospital directed payment program as included in the notice from HHSC. Any amount in excess of the amount included in the notice from HHSC shall be retained by the University of Texas Medical Branch for the purpose of providing essential services to patients.

7. **Appropriation of Costs for Health Care to Inmates.** None of the funds appropriated above shall be expended to provide or support the provision of health care to inmates of the Texas Department of Criminal Justice (TDCJ). It is the intent of the Legislature that all costs for providing health care to inmates of the TDCJ including costs of operating TDCJ hospital facilities in Galveston County and Lubbock County shall be paid from appropriations made to the TDCJ, from General Revenue benefits appropriations made elsewhere in this Act, and from any financial

THE UNIVERSITY OF TEXAS MEDICAL BRANCH AT GALVESTON
(Continued)

reserves from contracts with TDCJ that are held by the University for the correctional health care services. Appropriations made to the TDCJ for the provision of inmate health care services shall be expended in accordance with Government Code, Chapter 501, Subchapter E.

Notwithstanding any other provision of this Act, contract services funds appropriated to TDCJ and provided to the University are eligible to receive state-paid General Revenue benefits support for Retirement, Group Insurance, and Social Security from funds appropriated elsewhere in this Act. For purposes of the requirements of Article IX, Sec. 6.08 Benefits Proportional by Method of Finance of this Act, contract services funds appropriated to TDCJ and provided to the University for correctional health care services shall be treated as if the funds received are appropriated by this Act and are not required to be held in the state treasury.

8. Support of Student and Resident Training Programs. The University of Texas Medical Branch at Galveston may spend any revenue appropriated to the institution by this Act or from other available funds for the support and development of student and resident training programs in Austin, including the payment of compensation, travel costs, costs for leased premises, and other operating expenses.

9. Estimated Appropriation and Unexpended Balance. Included in the amounts appropriated above are: (1) estimated appropriations of amounts available for distribution or investment returns out of the Permanent Endowment Fund for The University of Texas Medical Branch at Galveston No. 814 and (2) estimated appropriations of the institution's estimated allocation of amounts available for distribution out of the Permanent Health Fund for Higher Education No. 810.

- a. Amounts available for distribution or investment returns in excess of the amounts estimated above are also appropriated to the institution. In the event that amounts available for distribution or investment returns are less than the amounts estimated above, this Act may not be construed as appropriating funds to make up the difference.
- b. All balances of estimated appropriations from the Permanent Endowment Fund for The University of Texas Medical Branch at Galveston No. 814 and of the institution's allocation from the amounts available for distribution out of the Permanent Health Fund for Higher Education No. 810, except for any General Revenue, at the close of the fiscal year ending August 31, 2023, and the income to said fund during the fiscal years beginning September 1, 2023, are hereby appropriated. Any unexpended appropriations made above as of August 31, 2024, are hereby appropriated to the institution for the same purpose for fiscal year 2025.

10. Informational Listing - The University of Texas Medical Branch at Galveston Patient Income. The following is an informational listing of the estimated amount of patient income for The University of Texas Medical Branch at Galveston during the 2024-25 biennium. The Full-Time Equivalents (FTEs) included in this informational listing shall not be counted for purposes of calculating the limitations within Article IX, Section 6.10.

	<u>2024</u>	<u>2025</u>
Health Related Institutions Patient Income, estimated	\$813,669,006	\$829,054,625
Number of Full-Time-Equivalents (FTEs) - Patient Income	4,346.3	4,346.3

11. Health Care Services. From funds appropriated above in Strategy A.1.7, Health System Operations, The University of Texas Medical Branch at Galveston shall use at least \$676,876 in General Revenue for the 2024-25 biennium to operate and provide uncompensated care at the Cervical Dysplasia and Cancer Stop Clinic in McAllen.

THE UNIVERSITY OF TEXAS HEALTH SCIENCE CENTER AT HOUSTON

	For the Years Ending	
	August 31, 2024	August 31, 2025
	<u> </u>	<u> </u>
Method of Financing:		
General Revenue Fund	\$ 210,367,444	\$ 210,112,293
<u>General Revenue Fund - Dedicated</u>		
Estimated Board Authorized Tuition Increases Account No. 704	\$ 12,411,013	\$ 12,411,013
Estimated Other Educational and General Income Account No. 770	<u>14,108,752</u>	<u>14,108,752</u>
Subtotal, General Revenue Fund - Dedicated	\$ 26,519,765	\$ 26,519,765
Coronavirus Relief Fund	\$ 4,091,959	\$ 0
<u>Other Funds</u>		
Permanent Health Fund for Higher Education, estimated	\$ 1,910,464	\$ 1,910,464
Permanent Endowment Fund, UTHSC Houston, estimated	<u>1,722,500</u>	<u>1,722,500</u>
Subtotal, Other Funds	<u>\$ 3,632,964</u>	<u>\$ 3,632,964</u>
Total, Method of Financing	<u><u>\$ 244,612,132</u></u>	<u><u>\$ 240,265,022</u></u>
Items of Appropriation:		
1. Educational and General State Support	\$ 244,612,132	\$ 240,265,022
Grand Total, THE UNIVERSITY OF TEXAS HEALTH SCIENCE CENTER AT HOUSTON	<u><u>\$ 244,612,132</u></u>	<u><u>\$ 240,265,022</u></u>

This bill pattern represents an estimated 10.5% of this agency's estimated total available funds for the biennium.

Number of Full-Time-Equivalents (FTE)-Appropriated Funds	2,009.9	2,009.9
---	---------	---------

1. Informational Listing of Appropriated Funds. The appropriations made above for Educational and General State Support are subject to the special and general provisions of this Act and include the following amounts for the purposes indicated.

A. Goal: INSTRUCTION/OPERATIONS		
Provide Instructional and Operations Support.		
A.1.1. Strategy: MEDICAL EDUCATION	\$ 57,171,150	\$ 57,171,150
A.1.2. Strategy: DENTAL EDUCATION	22,912,511	22,912,511
A.1.3. Strategy: BIOMEDICAL SCIENCES TRAINING	5,446,595	5,446,595
Graduate Training in Biomedical Sciences.		
A.1.4. Strategy: BIOMEDICAL INFORMATICS	3,528,485	3,528,485
Biomedical Informatics Education.		
A.1.5. Strategy: DENTAL HYGIENE EDUCATION	643,996	643,996
A.1.6. Strategy: NURSING EDUCATION	15,117,218	15,117,218
A.1.7. Strategy: GRADUATE TRAINING IN PUBLIC HEALTH	24,646,757	24,646,757
A.1.8. Strategy: GRADUATE MEDICAL EDUCATION	6,763,871	6,763,871
A.2.1. Strategy: STAFF GROUP INSURANCE PREMIUMS	\$ 4,206,535	\$ 4,206,535
A.2.2. Strategy: WORKERS' COMPENSATION INSURANCE	360,380	360,380
A.2.3. Strategy: UNEMPLOYMENT INSURANCE	35,135	35,135
A.3.1. Strategy: TEXAS PUBLIC EDUCATION GRANTS	\$ 1,900,375	\$ 1,900,375
A.3.2. Strategy: DENTAL LOANS	<u>48,066</u>	<u>48,066</u>
Total, Goal A: INSTRUCTION/OPERATIONS	\$ 142,781,074	\$ 142,781,074
B. Goal: PROVIDE RESEARCH SUPPORT		
B.1.1. Strategy: RESEARCH ENHANCEMENT	\$ 5,025,963	\$ 5,025,963
B.1.2. Strategy: PERFORMANCE BASED RESEARCH OPS	<u>21,474,974</u>	<u>21,474,973</u>
Performance Based Research Operations.		
Total, Goal B: PROVIDE RESEARCH SUPPORT	\$ 26,500,937	\$ 26,500,936

THE UNIVERSITY OF TEXAS HEALTH SCIENCE CENTER AT HOUSTON
(Continued)

C. Goal: PROVIDE INFRASTRUCTURE SUPPORT		
C.1.1. Strategy: E&G SPACE SUPPORT	\$ 25,604,714	\$ 25,604,714
C.2.1. Strategy: CCAP REVENUE BONDS	<u>\$ 24,469,099</u>	<u>\$ 24,213,949</u>
Capital Construction Assistance Projects Revenue Bonds.		
Total, Goal C: PROVIDE INFRASTRUCTURE SUPPORT	\$ 50,073,813	\$ 49,818,663
D. Goal: PROVIDE HEALTH CARE SUPPORT		
D.1.1. Strategy: DENTAL CLINIC OPERATIONS	\$ 605,704	\$ 605,704
E. Goal: PROVIDE NON-FORMULA SUPPORT		
E.1. Objective: INSTRUCTION/OPERATION		
E.1.1. Strategy: IMPROVING PUBLIC HEALTH IN TX COMM	\$ 2,872,800	\$ 2,872,800
Improving Public Health in Texas Communities.		
E.1.2. Strategy: BIOMEDICAL INFORMATICS EXPANSION	1,386,240	1,386,240
Biomedical Informatics Research and Education Expansion.		
E.1.3. Strategy: TEPHI	4,091,959	0
Texas Epidemic Public Health Institute.		
E.2. Objective: REGIONAL ACADEMIC HLTH CTR-PUBHLTH		
E.2.1. Strategy: REGIONAL ACADEMIC HLTH CTR-PUBHLTH	\$ 444,463	\$ 444,463
Regional Academic Health Center - Public Health.		
E.3. Objective: RESEARCH		
E.3.1. Strategy: PSYCHIATRY & BEHAVIORAL SCI RSCH	\$ 6,000,000	\$ 6,000,000
Psychiatry and Behavioral Sciences Research.		
E.3.2. Strategy: VETERANS PTSD STUDY	2,000,000	2,000,000
Integrated Care Study For Veterans With Post-traumatic Stress Disorder.		
E.4. Objective: HEALTH CARE		
E.4.1. Strategy: HARRIS COUNTY HOSPITAL DISTRICT	\$ 2,862,784	\$ 2,862,784
E.4.2. Strategy: SERVICE DELIVERY VALLEY/BORDER	372,977	372,977
Service Delivery in the Valley/Border Region.		
E.4.3. Strategy: TRAUMA CARE	433,200	433,200
E.5. Objective: INSTITUTIONAL		
E.5.1. Strategy: INSTITUTIONAL ENHANCEMENT	<u>\$ 553,217</u>	<u>\$ 553,217</u>
Total, Goal E: PROVIDE NON-FORMULA SUPPORT	\$ 21,017,640	\$ 16,925,681
F. Goal: TOBACCO FUNDS		
F.1.1. Strategy: TOBACCO EARNINGS - UTHSC-HOUSTON	\$ 1,722,500	\$ 1,722,500
Tobacco Earnings for the UT Health Science Center at Houston.		
F.1.2. Strategy: TOBACCO - PERMANENT HEALTH FUND	<u>1,910,464</u>	<u>1,910,464</u>
Tobacco Earnings from the Permanent Health Fund for Higher Ed. No. 810.		
Total, Goal F: TOBACCO FUNDS	<u>\$ 3,632,964</u>	<u>\$ 3,632,964</u>
Grand Total, THE UNIVERSITY OF TEXAS HEALTH SCIENCE CENTER AT HOUSTON		
	<u>\$ 244,612,132</u>	<u>\$ 240,265,022</u>
Object-of-Expense Informational Listing:		
Salaries and Wages	\$ 119,802,682	\$ 124,793,548
Other Personnel Costs	1,094,053	629,409
Faculty Salaries (Higher Education Only)	73,346,250	68,333,844
Professional Fees and Services	7,831	0
Consumable Supplies	42,112	0
Utilities	3,243,471	12,435,606
Travel	89,595	0
Rent - Building	1,711,404	1,450,000
Debt Service	24,469,099	24,213,949
Other Operating Expense	20,228,002	8,408,666
Capital Expenditures	<u>577,633</u>	<u>0</u>
Total, Object-of-Expense Informational Listing	<u>\$ 244,612,132</u>	<u>\$ 240,265,022</u>

THE UNIVERSITY OF TEXAS HEALTH SCIENCE CENTER AT HOUSTON
(Continued)

Estimated Allocations for Employee Benefits and Debt Service Appropriations Made Elsewhere in this Act:

Employee Benefits

Retirement	\$ 12,733,526	\$ 13,170,211
Group Insurance	27,928,921	27,928,920
Social Security	14,242,423	14,698,181

Total, Estimated Allocations for Employee Benefits and Debt Service Appropriations Made Elsewhere in this Act

	\$ 54,904,870	\$ 55,797,312
--	---------------	---------------

2. Performance Measure Targets. The following is a listing of the key performance target levels for The University of Texas Health Science Center at Houston. It is the intent of the Legislature that appropriations made by this Act be utilized in the most efficient and effective manner possible to achieve the intended mission of The University of Texas Health Science Center at Houston. In order to achieve the objectives and service standards established by this Act, The University of Texas Health Science Center at Houston shall make every effort to attain the following designated key performance target levels associated with each item of appropriation.

	2024	2025
A. Goal: INSTRUCTION/OPERATIONS		
Outcome (Results/Impact):		
Percent of Medical School Students Passing Part 1 or Part 2 of the National Licensing Exam on the First Attempt	98%	98%
Percent of Medical School Graduates Practicing Primary Care in Texas	20%	20%
Percent of Medical Residency Completers Practicing in Texas	66%	66%
Percent of Dental School Graduates Admitted to an Advanced Education Program in General Dentistry	15%	15%
Percent of Dental School Students Passing Part 1 or Part 2 of the National Licensing Exam on the First Attempt	98%	98%
Percent of Dental School Graduates Who Are Licensed in Texas	98%	98%
Percent of Allied Health Graduates Passing the Certification/Licensure Exam on the First Attempt	96%	96%
Percent of Allied Health Graduates Who Are Licensed or Certified in Texas	90%	90%
Percent of Public Health School Graduates Who Are Employed in Texas	76%	76%
Percent of Bachelor of Science in Nursing Graduates Passing the National Licensing Exam on the First Attempt in Texas	98%	98%
Percent of Bachelor of Science in Nursing Graduates Who Are Licensed in Texas	98%	98%
Administrative (Institutional Support) Cost as a Percent of Total Expenditures	4%	4%
Percent of Medical School Graduates Practicing in Texas	60%	60%
A.1.1. Strategy: MEDICAL EDUCATION		
Efficiencies:		
Average Cost of Resident Undergraduate Tuition and Fees for 15 Semester Credit Hours	4,025	4,025
Explanatory:		
Minority Admissions as a Percent of Total First-year Admissions (All Schools)	30%	30%
Minority MD Admissions as a Percent of Total MD Admissions	28%	28%
Percent of Medical School Graduates Entering a Primary Care Residency	38%	38%
Average Student Loan Debt for Medical School Graduates	145,000	145,000
Percent of Medical School Graduates with Student Loan Debt	75%	75%
Average Financial Aid Award per Full-Time Student	25,000	25,000
Percent of Full-Time Students Receiving Financial Aid	70%	70%
A.1.2. Strategy: DENTAL EDUCATION		
Explanatory:		
Minority Admissions as a Percent of Total Dental School Admissions	25%	25%
A.1.6. Strategy: NURSING EDUCATION		
Explanatory:		
Percent of Master of Science in Nursing Graduates Granted Advanced Practice Status in Texas	98%	98%
A.1.8. Strategy: GRADUATE MEDICAL EDUCATION		
Output (Volume):		
Total Number of MD or DO Residents	1,175	1,175
Explanatory:		
Minority MD or DO Residents as a Percent of Total MD or DO Residents	28%	28%

THE UNIVERSITY OF TEXAS HEALTH SCIENCE CENTER AT HOUSTON
(Continued)

B. Goal: PROVIDE RESEARCH SUPPORT

Outcome (Results/Impact):

Total External Research Expenditures	220,000,000	220,000,000
--------------------------------------	-------------	-------------

D. Goal: PROVIDE HEALTH CARE SUPPORT

Outcome (Results/Impact):

Total Uncompensated Care Provided in State-Owned Facilities	440,000	440,000
Total Net Patient Revenue in State-Owned Facilities	9,000,000	9,000,000

3. Estimated Appropriation and Unexpended Balance. Included in the amounts appropriated above are: (1) estimated appropriations of amounts available for distribution or investment returns out of the Permanent Endowment Fund for The University of Texas Health Science Center at Houston No. 815 and (2) estimated appropriations of the institution's estimated allocation of amounts available for distribution out of the Permanent Health Fund for Higher Education No. 810.

- a. Amounts available for distribution or investment returns in excess of the amounts estimated above are also appropriated to the institution. In the event that amounts available for distribution or investment returns are less than the amounts estimated above, this Act may not be construed as appropriating funds to make up the difference.
- b. All balances of estimated appropriations from the Permanent Endowment Fund for The University of Texas Health Science Center at Houston No. 815 and of the institution's allocation from the amounts available for distribution out of the Permanent Health Fund for Higher Education No. 810, except for any General Revenue, at the close of the fiscal year ending August 31, 2023, and the income to said fund during the fiscal years beginning September 1, 2023, are hereby appropriated. Any unexpended appropriations made above as of August 31, 2024, are hereby appropriated to the institution for the same purposes for fiscal year 2025.

4. Unexpended Balances Between Fiscal Years: Regional Academic Health Center - Public Health. Any unexpended balances as of August 31, 2024, from the appropriations identified in Strategy E.2.1, Regional Academic Health Center-Public Health, are hereby appropriated to The University of Texas Health Science Center at Houston for the same purpose for the fiscal year beginning September 1, 2024.

5. Early Childhood School Readiness Program. Funds appropriated to the Texas Education Agency in Strategy A.2.1, Statewide Educational Programs, and transferred to The University of Texas Health Science Center at Houston shall be used for the Early Childhood Readiness Program at the State Center for Early Childhood Development at The University of Texas Health Science Center at Houston, for programs providing an educational component to public prekindergarten, Head Start, university early childhood programs, or private non-profit early childhood care programs that have entered into an integrated program with a public school.

6. Informational Listing - The University of Texas Health Science Center at Houston Patient Income. The following is an informational listing of the estimated amount of patient income for The University of Texas Health Science Center at Houston during the 2024-25 biennium. The Full-Time Equivalents (FTEs) included in this informational listing shall not be counted for purposes of calculating the limitations within Article IX, Section 6.10.

	<u>2024</u>	<u>2025</u>
Health Related Institutions Patient Income, estimated	\$8,183,869	\$8,158,651
Number of Full-Time-Equivalents (FTEs) - Patient Income	82.5	82.5

7. Psychiatry and Behavioral Sciences Research. Out of funds appropriated above in Strategy E.3.1, Psychiatry and Behavioral Sciences Research, \$6,000,000 in General Revenue each fiscal year shall be used to support The University of Texas Health Science Center's Department of Psychiatry and Behavioral Sciences.

8. Contingency for Behavioral Health Funds. Notwithstanding appropriation authority granted above, the Comptroller of Public Accounts shall not allow the expenditure of General Revenue-Related behavioral health funds for The University of Texas Health Science Center at Houston in

THE UNIVERSITY OF TEXAS HEALTH SCIENCE CENTER AT HOUSTON
(Continued)

Strategy E.3.1, Psychiatry and Behavioral Sciences Research and in Strategy E.3.2, Veterans PTSD Study in fiscal year 2024 or fiscal year 2025, as identified in Art. IX, Sec. 10.04, Statewide Behavioral Health Strategic Plan and Coordinated Expenditures, if the Legislative Budget Board provides notification to the Comptroller of Public Accounts that the agency's planned expenditure of those funds in fiscal year 2024 or fiscal year 2025 does not satisfy the requirements of Art. IX, Sec. 10.04, Statewide Behavioral Health Strategic Plan and Coordinated Expenditures.

9. Biomedical Informatics Research and Education Expansion. Out of funds appropriated to The University of Texas Health Science Center at Houston in Strategy E.1.2, Biomedical Informatics Research and Education Expansion, \$1,386,240 in General Revenue in fiscal year 2024 and \$1,386,240 in General Revenue in fiscal year 2025 will be used for Biomedical Informatics Research and Education Expansion.

10. Integrated Care Study for Veterans with Post-Traumatic Stress Disorder. Out of the funds appropriated above to The University of Texas Health Science Center at Houston in Strategy E.3.2, Veterans PTSD Study, \$2,000,000 in General Revenue in fiscal year 2024 and \$2,000,000 in General Revenue in fiscal year 2025 shall be used for purposes of conducting a research study, including clinical research, on the benefits of providing integrated care to veterans with post-traumatic stress disorder. The study shall evaluate the benefits of:

- a. a standardized comprehensive trauma and post-traumatic stress disorder assessment, and
- b. family involvement in post-traumatic stress disorder treatment.

11. Benefits Costs for Harris County Psychiatric Center and Dunn Behavioral Sciences Center. Notwithstanding any other provision of this Act, contract services funds appropriated to the Health and Human Services Commission (HHSC) and provided to the University for the operation of the Harris County Psychiatric Center (HCPC) and the Dunn Behavioral Sciences Center (DBSC) are eligible to receive state-paid General Revenue benefits support for Retirement, Group Insurance, and Social Security from funds appropriated elsewhere in this Act. For purposes of the requirements of Article IX, Sec. 6.08 Benefits Proportional by Method of Finance of this Act, contract services funds appropriated to HHSC and DBSC and provided to the University for the operation of the HCPC and DBSC shall be treated as if the funds received are appropriated by this Act and are not required to be held in the state treasury.

THE UNIVERSITY OF TEXAS HEALTH SCIENCE CENTER AT SAN ANTONIO

	For the Years Ending	
	August 31, 2024	August 31, 2025
	<u> </u>	<u> </u>
Method of Financing:		
General Revenue Fund	\$ 162,168,954	\$ 161,914,104
<u>General Revenue Fund - Dedicated</u>		
Estimated Board Authorized Tuition Increases Account No. 704	\$ 3,537,774	\$ 3,537,774
Estimated Other Educational and General Income Account No. 770	9,177,295	9,177,295
Opioid Abatement Account No. 5189	<u>9,567,982</u>	<u>9,167,982</u>
Subtotal, General Revenue Fund - Dedicated	\$ 22,283,051	\$ 21,883,051
<u>Other Funds</u>		
Permanent Health Fund for Higher Education, estimated	\$ 1,573,657	\$ 1,573,657
Permanent Endowment Fund, UTHSC San Antonio, estimated	<u>13,780,000</u>	<u>13,780,000</u>
Subtotal, Other Funds	<u>\$ 15,353,657</u>	<u>\$ 15,353,657</u>
Total, Method of Financing	<u><u>\$ 199,805,662</u></u>	<u><u>\$ 199,150,812</u></u>

THE UNIVERSITY OF TEXAS HEALTH SCIENCE CENTER AT SAN ANTONIO
(Continued)

Items of Appropriation:

1. Educational and General State Support	\$ 199,805,662	\$ 199,150,812
Grand Total, THE UNIVERSITY OF TEXAS HEALTH SCIENCE CENTER AT SAN ANTONIO	<u>\$ 199,805,662</u>	<u>\$ 199,150,812</u>

This bill pattern represents an estimated 15.6% of this agency's estimated total available funds for the biennium.

Number of Full-Time-Equivalents (FTE)-Appropriated Funds

1,844.1 1,844.1

1. Informational Listing of Appropriated Funds. The appropriations made above for Educational and General State Support are subject to the special and general provisions of this Act and include the following amounts for the purposes indicated.

A. Goal: INSTRUCTION/OPERATIONS

Provide Instructional and Operations Support.

A.1.1. Strategy: MEDICAL EDUCATION	\$ 43,739,008	\$ 43,739,008
A.1.2. Strategy: DENTAL EDUCATION	23,297,572	23,297,572
A.1.3. Strategy: BIOMEDICAL SCIENCES TRAINING Graduate Training in Biomedical Sciences.	3,165,304	3,165,304
A.1.4. Strategy: ALLIED HEALTH PROFESSIONS TRAINING	15,396,884	15,396,884
A.1.5. Strategy: NURSING EDUCATION	9,616,360	9,616,360
A.1.6. Strategy: GRADUATE MEDICAL EDUCATION	5,217,673	5,217,673
A.2.1. Strategy: STAFF GROUP INSURANCE PREMIUMS	\$ 2,203,096	\$ 2,203,096
A.2.2. Strategy: WORKERS' COMPENSATION INSURANCE	192,807	192,807
A.2.3. Strategy: UNEMPLOYMENT INSURANCE	88,043	88,043
A.3.1. Strategy: TEXAS PUBLIC EDUCATION GRANTS	\$ 1,698,805	\$ 1,698,805
A.3.2. Strategy: DENTAL LOANS	<u>52,503</u>	<u>52,503</u>

Total, Goal A: INSTRUCTION/OPERATIONS \$ 104,668,055 \$ 104,668,055

B. Goal: PROVIDE RESEARCH SUPPORT

B.1.1. Strategy: RESEARCH ENHANCEMENT	\$ 3,996,950	\$ 3,996,950
B.1.2. Strategy: PERFORMANCE BASED RESEARCH OPS Performance Based Research Operations.	<u>19,257,756</u>	<u>19,257,756</u>

Total, Goal B: PROVIDE RESEARCH SUPPORT \$ 23,254,706 \$ 23,254,706

C. Goal: PROVIDE INFRASTRUCTURE SUPPORT

C.1.1. Strategy: E&G SPACE SUPPORT	\$ 15,606,666	\$ 15,606,666
C.2.1. Strategy: CCAP REVENUE BONDS Capital Construction Assistance Projects Revenue Bonds.	<u>\$ 20,983,704</u>	<u>\$ 20,728,854</u>

Total, Goal C: PROVIDE INFRASTRUCTURE SUPPORT \$ 36,590,370 \$ 36,335,520

D. Goal: PROVIDE HEALTH CARE SUPPORT

D.1.1. Strategy: DENTAL CLINIC OPERATIONS	\$ 1,578,106	\$ 1,578,106
--	--------------	--------------

E. Goal: PROVIDE NON-FORMULA SUPPORT

E.1. Objective: INSTRUCTION/OPERATION		
E.1.1. Strategy: MULTI-INSTITUTION CENTER - LAREDO Multi-institution Center In Laredo.	\$ 2,057,406	\$ 2,057,406
E.2. Objective: HEALTH CARE		
E.2.1. Strategy: OPIOID ABUSE PREVENTION Opioid Abuse Prevention and Treatment.	\$ 9,567,982	\$ 9,167,982
E.3. Objective: INSTITUTIONAL		
E.3.1. Strategy: INSTITUTIONAL ENHANCEMENT	<u>\$ 6,735,380</u>	<u>\$ 6,735,380</u>

Total, Goal E: PROVIDE NON-FORMULA SUPPORT \$ 18,360,768 \$ 17,960,768

F. Goal: TOBACCO FUNDS

F.1.1. Strategy: TOBACCO EARNINGS - UTHSC SA Tobacco Earnings for the UT Health Science Center at San Antonio.	\$ 13,780,000	\$ 13,780,000
---	---------------	---------------

THE UNIVERSITY OF TEXAS HEALTH SCIENCE CENTER AT SAN ANTONIO
(Continued)

F.1.2. Strategy: TOBACCO - PERMANENT HEALTH FUND	<u>1,573,657</u>	<u>1,573,657</u>
Tobacco Earnings from the Permanent Health Fund for Higher Ed. No. 810.		

Total, Goal F: TOBACCO FUNDS	\$ <u>15,353,657</u>	\$ <u>15,353,657</u>
-------------------------------------	----------------------	----------------------

Grand Total, THE UNIVERSITY OF TEXAS HEALTH SCIENCE CENTER AT SAN ANTONIO	\$ <u>199,805,662</u>	\$ <u>199,150,812</u>
--	-----------------------	-----------------------

Object-of-Expense Informational Listing:

Salaries and Wages	\$ 68,029,626	\$ 70,735,121
Other Personnel Costs	40,250,867	40,602,004
Faculty Salaries (Higher Education Only)	32,326,140	33,623,136
Utilities	6,461	0
Travel	28,310	23,495
Debt Service	24,637,704	20,728,854
Other Operating Expense	34,203,687	33,015,952
Client Services	182,490	169,878
Capital Expenditures	<u>140,377</u>	<u>252,372</u>

Total, Object-of-Expense Informational Listing	\$ <u>199,805,662</u>	\$ <u>199,150,812</u>
---	-----------------------	-----------------------

Estimated Allocations for Employee Benefits and Debt Service Appropriations Made Elsewhere in this Act:

Employee Benefits

Retirement	\$ 11,254,512	\$ 11,609,092
Group Insurance	25,962,759	25,962,761
Social Security	<u>9,086,281</u>	<u>9,377,042</u>

Total, Estimated Allocations for Employee Benefits and Debt Service Appropriations Made Elsewhere in this Act	\$ <u>46,303,552</u>	\$ <u>46,948,895</u>
--	----------------------	----------------------

2. Performance Measure Targets. The following is a listing of the key performance target levels for The University of Texas Health Science Center at San Antonio. It is the intent of the Legislature that appropriations made by this Act be utilized in the most efficient and effective manner possible to achieve the intended mission of The University of Texas Health Science Center at San Antonio. In order to achieve the objectives and service standards established by this Act, The University of Texas Health Science Center at San Antonio shall make every effort to attain the following designated key performance target levels associated with each item of appropriation.

	<u>2024</u>	<u>2025</u>
A. Goal: INSTRUCTION/OPERATIONS		
Outcome (Results/Impact):		
Percent of Medical School Students Passing Part 1 or Part 2 of the National Licensing Exam on the First Attempt	96%	96%
Percent of Medical School Graduates Practicing Primary Care in Texas	21.5%	21.5%
Percent of Medical Residency Completers Practicing in Texas	50%	51%
Percent of Dental School Graduates Admitted to an Advanced Education Program in General Dentistry	16%	18%
Percent of Dental School Students Passing Part 1 or Part 2 of the National Licensing Exam on the First Attempt	95%	95%
Percent of Dental School Graduates Who Are Licensed in Texas	81%	81%
Percent of Allied Health Graduates Passing the Certification/Licensure Exam on the First Attempt	90%	90%
Percent of Allied Health Graduates Who Are Licensed or Certified in Texas	90%	90%
Percent of Bachelor of Science in Nursing Graduates Passing the National Licensing Exam on the First Attempt in Texas	90%	90%
Percent of Bachelor of Science in Nursing Graduates Who Are Licensed in Texas	95%	95%
Administrative (Institutional Support) Cost as a Percent of Total Expenditures	6%	6%
Percent of Medical School Graduates Practicing in Texas	53%	53%
A.1.1. Strategy: MEDICAL EDUCATION		
Efficiencies:		
Avg Cost of Resident Undergraduate Tuition and Fees for 15 Semester Credit Hours	2,846	2,846
Explanatory:		
Minority Admissions as a Percent of Total First-year Admissions (All Schools)	45%	46%

THE UNIVERSITY OF TEXAS HEALTH SCIENCE CENTER AT SAN ANTONIO
(Continued)

Minority MD Admissions as a Percent of Total MD Admissions	26%	26%
Percent of Medical School Graduates Entering a Primary Care Residency	44.5%	44.5%
Average Student Loan Debt for Medical School Graduates	128,000	128,000
Percent of for Medical School Graduates with Student Loan Debt	70%	70%
Average Financial Aid Award per Full-time Student	12,000	12,000
Percent of Full-time Students Receiving Financial Aid	80%	80%
A.1.2. Strategy: DENTAL EDUCATION		
Explanatory:		
Minority Admissions as a Percent of Total Dental School Admissions	33%	33%
A.1.5. Strategy: NURSING EDUCATION		
Explanatory:		
Percent of Master of Science in Nursing Graduates Granted Advanced Practice Status in Texas	85%	85%
A.1.6. Strategy: GRADUATE MEDICAL EDUCATION		
Output (Volume):		
Total Number of MD or DO Residents	860	865
Explanatory:		
Minority MD or DO Residents as a Percent of Total MD or DO Residents	24%	26%
 B. Goal: PROVIDE RESEARCH SUPPORT		
Outcome (Results/Impact):		
Total External Research Expenditures	168,995,925	179,135,681
 D. Goal: PROVIDE HEALTH CARE SUPPORT		
Outcome (Results/Impact):		
Total Uncompensated Care Provided in State-owned Facilities	199,060	203,041
Total Net Patient Revenue in State-owned Facilities	6,018,000	6,138,360

3. Unexpended Balances Between Fiscal Years and Services Provided in Support of the Multi-Institution Center - Laredo. Any unexpended balances as of August 31, 2024, from the appropriations identified in Strategy E.1.1, Multi-Institution Center - Laredo, are hereby appropriated to The University of Texas Health Science Center at San Antonio for the same purpose for the fiscal year beginning September 1, 2024. Funds expended from appropriations identified in this strategy may be used to cover student travel expenses associated with rotations between the San Antonio and Laredo campuses.

Notwithstanding limitations on appropriations transfers elsewhere in this Act, The University of Texas Health Science Center at San Antonio is authorized to use the funds appropriated by this Act to The University of Texas System Administration for the purpose of delivering educational programs or other services at or related to the Multi-Institution Center - Laredo.

For purposes of the requirements of Article IX, Sec. 6.08 Benefits Proportional by Fund of this Act, appropriations made to The University of Texas System Administration which may be transferred to The University of Texas Health Science Center at San Antonio for the support of the Multi-Institution Center - Laredo shall be counted as if the transferred funds were directly appropriated to The University of Texas Health Science Center at San Antonio.

- 4. Estimated Appropriation and Unexpended Balance.** Included in the amounts appropriated above are: (1) estimated appropriations of amounts available for distribution or investment returns out of the Permanent Endowment Fund for The University of Texas Health Science Center at San Antonio No. 811 and (2) estimated appropriations of the institution's estimated allocation of amounts available for distribution out of the Permanent Health Fund for High Education No. 810.
- a. Amounts for distribution or investment returns in excess of the amounts estimated above are also appropriated to the institution. In the event that amounts available for distribution or investment returns are less than the amounts estimated above, this Act may not be construed as appropriating funds to make up the difference.
 - b. All balances of estimated appropriations from the Permanent Endowment Fund for The University of Texas Health Science Center at San Antonio No. 811 and of the institution's allocation from the amounts available for distribution out of the Permanent Health Fund for Higher Education No. 810, except for any General Revenue, at the close of the fiscal year ending August 31, 2023, and the income to said fund during the fiscal years beginning September 1, 2023, are hereby appropriated. Any unexpended appropriations made above as of August 31, 2024, are hereby appropriated to the institution for the same purposes for fiscal year 2025.

THE UNIVERSITY OF TEXAS HEALTH SCIENCE CENTER AT SAN ANTONIO
(Continued)

5. Informational Listing - The University of Texas Health Science Center at San Antonio

Patient Income. The following is an informational listing of the estimated amount of patient income for The University of Texas Health Science Center at San Antonio during the 2024-25 biennium. The Full-Time Equivalents (FTEs) included in this informational listing shall not be counted for purposes of calculating the limitations within Article IX, Section 6.10.

	<u>2024</u>	<u>2025</u>
Health Related Institutions Patient Income, estimated	\$5,295,459	\$5,286,398
Number of Full-Time-Equivalents (FTEs) - Patient Income	65.5	65.5

6. Opioid Abuse Prevention and Treatment. Out of funds appropriated above in Strategy E.2.1, Opioid Abuse Prevention, \$9,067,982 in fiscal year 2024 and \$9,067,982 in fiscal year 2025 in one-time funding from GR-Dedicated Account No. 5189 shall be used to support overdose prevention, education, and overdose reversal medication. This support includes funding for overdose reversal medication access for law enforcement, distribution through health care providers, educational programming and distribution through schools, and distribution through community organizations. Any unexpended balances at the end of fiscal year 2024 are appropriated for the same purposes for fiscal year 2025.

7. Fentanyl Education. Out of funds appropriated above in Strategy E.2.1, Opioid Abuse Prevention, the amount of \$500,000 is appropriated for the state fiscal year ending August 31, 2024, and the amount of \$100,000 is appropriated for the state fiscal year ending August 31, 2025, from the Opioid Abatement Account No. 5189 to The University of Texas Health Science Center at San Antonio to coordinate with regional education service centers to develop evidence-based training for public school employees on the dangers of fentanyl contamination and distribute training materials to each regional education service center.

THE UNIVERSITY OF TEXAS RIO GRANDE VALLEY SCHOOL OF MEDICINE

	For the Years Ending	
	August 31, 2024	August 31, 2025
Method of Financing:		
General Revenue Fund	\$ 41,903,416	\$ 41,903,415
GR Dedicated - Estimated Other Educational and General Income Account No. 770	\$ 1,309,048	\$ 1,309,048
Permanent Health Fund for Higher Education, estimated	<u>\$ 1,189,157</u>	<u>\$ 1,189,157</u>
Total, Method of Financing	<u>\$ 44,401,621</u>	<u>\$ 44,401,620</u>
Items of Appropriation:		
1. Educational and General State Support	\$ 44,401,621	\$ 44,401,620
Grand Total, THE UNIVERSITY OF TEXAS RIO GRANDE VALLEY SCHOOL OF MEDICINE	<u>\$ 44,401,621</u>	<u>\$ 44,401,620</u>

This bill pattern represents an estimated 28.1% of this agency's estimated total available funds for the biennium.

Number of Full-Time-Equivalents (FTE)-Appropriated Funds	545.2	545.2
---	-------	-------

1. Informational Listing of Appropriated Funds. The appropriations made above for Educational and General State Support are subject to the special and general provisions of this Act and include the following amounts for the purposes indicated.

THE UNIVERSITY OF TEXAS RIO GRANDE VALLEY SCHOOL OF MEDICINE
(Continued)

A. Goal: INSTRUCTION/OPERATIONS

Provide Instructional and Operations Support.

A.1.1. Strategy: MEDICAL EDUCATION	\$ 9,900,648	\$ 9,900,648
A.1.2. Strategy: PODIATRIC EDUCATION	1,243,337	1,243,337
A.1.3. Strategy: GRADUATE MEDICAL EDUCATION	1,534,258	1,534,258
A.2.1. Strategy: STAFF GROUP INSURANCE PREMIUMS	\$ 71,148	\$ 71,148
A.3.1. Strategy: TEXAS PUBLIC EDUCATION GRANTS	<u>\$ 171,049</u>	<u>\$ 171,049</u>
Total, Goal A: INSTRUCTION/OPERATIONS	\$ 12,920,440	\$ 12,920,440

B. Goal: PROVIDE RESEARCH SUPPORT

B.1.1. Strategy: RESEARCH ENHANCEMENT	\$ 1,657,857	\$ 1,657,857
--	--------------	--------------

C. Goal: PROVIDE INFRASTRUCTURE SUPPORT

C.1.1. Strategy: E&G SPACE SUPPORT	\$ 1,734,167	\$ 1,734,167
---	--------------	--------------

D. Goal: PROVIDE NON-FORMULA SUPPORT

D.1. Objective: INSTRUCTION/OPERATION

D.1.1. Strategy: SCHOOL OF MEDICINE	\$ 19,950,000	\$ 19,949,999
D.1.2. Strategy: CANCER IMMUNOLOGY CENTER Cervical Dysplasia and Cancer Immunology Center.	950,000	950,000
D.1.3. Strategy: SCHOOL OF PODIATRIC MEDICINE	<u>6,000,000</u>	<u>6,000,000</u>

Total, Goal D: PROVIDE NON-FORMULA SUPPORT	\$ 26,900,000	\$ 26,899,999
---	---------------	---------------

E. Goal: TOBACCO FUNDS

E.1.1. Strategy: TOBACCO-PERMANENT HEALTH FUND Tobacco Earnings from the Permanent Health Fund for Higher Ed. No. 810.	<u>\$ 1,189,157</u>	<u>\$ 1,189,157</u>
---	---------------------	---------------------

Grand Total, THE UNIVERSITY OF TEXAS RIO GRANDE VALLEY SCHOOL OF MEDICINE	<u>\$ 44,401,621</u>	<u>\$ 44,401,620</u>
--	----------------------	----------------------

Object-of-Expense Informational Listing:

Salaries and Wages	\$ 18,203,674	\$ 20,139,074
Other Personnel Costs	276,186	193,598
Faculty Salaries (Higher Education Only)	17,243,333	15,377,384
Other Operating Expense	<u>8,678,428</u>	<u>8,691,564</u>

Total, Object-of-Expense Informational Listing	<u>\$ 44,401,621</u>	<u>\$ 44,401,620</u>
---	----------------------	----------------------

Estimated Allocations for Employee Benefits and Debt Service Appropriations Made Elsewhere in this Act:

Employee Benefits

Retirement	\$ 2,759,741	\$ 2,826,915
Group Insurance	3,088,974	3,088,974
Social Security	<u>1,507,047</u>	<u>1,555,273</u>

Total, Estimated Allocations for Employee Benefits and Debt Service Appropriations Made Elsewhere in this Act	<u>\$ 7,355,762</u>	<u>\$ 7,471,162</u>
--	---------------------	---------------------

2. Performance Measure Targets. The following is a listing of the key performance target levels for The University of Texas Rio Grande Valley School of Medicine. It is the intent of the Legislature that appropriations made by this Act be utilized in the most efficient and effective manner possible to achieve the intended mission of The University of Texas Rio Grande Valley School of Medicine. In order to achieve the objectives and service standards established by this Act, The University of Texas Rio Grande Valley School of Medicine shall make every effort to attain the following designated key performance target levels associated with each item of appropriation.

	<u>2024</u>	<u>2025</u>
A. Goal: INSTRUCTION/OPERATIONS		
Outcome (Results/Impact):		
Percent of Medical School Students Passing Part 1 or Part 2 of the National Licensing Exam on the First Attempt	99%	99%
Percent of Medical Residency Completers Practicing in Texas	50%	50%
A.1.1. Strategy: MEDICAL EDUCATION		
Explanatory:		
Minority Admissions As a Percent of Total First-year Admissions (All Schools)	60%	60%

THE UNIVERSITY OF TEXAS RIO GRANDE VALLEY SCHOOL OF MEDICINE
(Continued)

Minority MD Admissions As a Percent of Total MD Admissions	55%	55%
Percent of Medical School Graduates Entering a Primary Care Residency	50%	50%
Average Student Loan Debt for Medical School Graduates	124,822	131,063
Percent of Medical School Graduates with Student Loan Debt	80%	80%
A.1.3. Strategy: GRADUATE MEDICAL EDUCATION		
Output (Volume):		
Total Number of MD or DO Residents	272	286
Explanatory:		
Minority MD or DO Residents As a Percent of Total MD or DO Residents	55%	55%

B. Goal: PROVIDE RESEARCH SUPPORT

Outcome (Results/Impact):

Total External Research Expenditures	12.82	13.46
--------------------------------------	-------	-------

3. Appropriations in Support of the School of Medicine and the Regional Academic Health Center (RAHC). Included in appropriations above to The University of Texas Rio Grande Valley School of Medicine in Strategy D.1.1, School of Medicine, is \$19,950,000 in fiscal year 2024 and \$19,949,999 in fiscal year 2025 to support the establishment, operation, or administration of a medical school and the Regional Academic Health Center.

4. Unexpended Balances Between Fiscal Years: School of Medicine. Any unexpended balances as of August 31, 2024, from the appropriations identified in Strategy D.1.1, School of Medicine, are hereby appropriated to The University of Texas Rio Grande Valley School of Medicine for the same purpose for the fiscal year beginning September 1, 2024. Funds expended from appropriations identified in this strategy may be used to cover student travel expenses associated with rotations between the San Antonio, Harlingen and Edinburg campuses.

5. Reporting Requirement on Permanent Health Fund Expenditures. The University of Texas Rio Grande Valley School of Medicine shall report, by December 1 of each fiscal year, to the Legislative Budget Board, House Appropriations Committee, and Senate Finance Committee, information on the use of expenditures from appropriations provided in Strategy D.1.1, School of Medicine and Strategy E.1.1, Tobacco Earnings from the Permanent Health Fund for Higher Education.

6. Estimated Appropriation and Unexpended Balance. Included in the amounts appropriated above are estimated appropriations of the institution's estimated allocation of amounts available for distribution out of the Permanent Health Fund for Higher Education No. 810.

a. Amounts available for distribution or investment returns in excess of the amounts estimated above are also appropriated to the institution. In the event that amounts available for distribution or investment returns are less than the amounts estimated above, this Act may not be construed as appropriating funds to make up the difference.

b. All balances of estimated appropriations from the institution's allocation from the amounts available for distribution out of the Permanent Health Fund for Higher Education No. 810, except for any General Revenue, at the close of the fiscal year ending August 31, 2023, and the income to said fund during the fiscal years beginning September 1, 2023, are hereby appropriated. Any unexpended appropriations made above as of August 31, 2024, are hereby appropriated to the institution for the same purposes for fiscal year 2025.

7. School of Podiatric Medicine. Out of funds appropriated above in Strategy D.1.3, School of Podiatric Medicine, \$6,000,000 in General Revenue in fiscal year 2024 and \$6,000,000 in General Revenue in fiscal year 2025 shall be used to support the School of Podiatric Medicine at The University of Texas Rio Grande Valley School of Medicine.

THE UNIVERSITY OF TEXAS M.D. ANDERSON CANCER CENTER

	For the Years Ending	
	August 31, 2024	August 31, 2025
Method of Financing:		
General Revenue Fund	\$ 220,380,156	\$ 220,357,806
<u>General Revenue Fund - Dedicated</u>		
Estimated Board Authorized Tuition Increases		
Account No. 704	\$ 81,556	\$ 81,556
Estimated Other Educational and General		
Income Account No. 770	<u>662,054</u>	<u>662,054</u>
Subtotal, General Revenue Fund - Dedicated	\$ 743,610	\$ 743,610
<u>Other Funds</u>		
License Plate Trust Fund Account No. 0802, estimated	\$ 2,164	\$ 2,164
Permanent Health Fund for Higher Education, estimated	2,561,891	2,561,891
Permanent Endowment Fund, UT MD Anderson Cancer Center, estimated	<u>6,890,000</u>	<u>6,890,000</u>
Subtotal, Other Funds	<u>\$ 9,454,055</u>	<u>\$ 9,454,055</u>
Total, Method of Financing	<u>\$ 230,577,821</u>	<u>\$ 230,555,471</u>
Items of Appropriation:		
1. Educational and General State Support	\$ 230,577,821	\$ 230,555,471
Grand Total, THE UNIVERSITY OF TEXAS M.D. ANDERSON CANCER CENTER	<u>\$ 230,577,821</u>	<u>\$ 230,555,471</u>

This bill pattern represents an estimated 3.2% of this agency's estimated total available funds for the biennium.

Number of Full-Time-Equivalents (FTE)- Appropriated Funds	700.9	700.9
--	-------	-------

1. Informational Listing of Appropriated Funds. The appropriations made above for Educational and General State Support are subject to the special and general provisions of this Act and include the following amounts for the purposes indicated.

A. Goal: INSTRUCTION/OPERATIONS		
Provide Instructional and Operations Support.		
A.1.1. Strategy: ALLIED HEALTH PROFESSIONS TRAINING	\$ 3,858,334	\$ 3,858,334
A.1.2. Strategy: GRADUATE MEDICAL EDUCATION	949,210	949,210
A.2.1. Strategy: CANCER CENTER OPERATIONS	\$ 147,499,578	\$ 147,499,578
A.3.1. Strategy: STAFF GROUP INSURANCE PREMIUMS	\$ 23,724	\$ 23,724
A.4.1. Strategy: TEXAS PUBLIC EDUCATION GRANTS	<u>\$ 98,789</u>	<u>\$ 98,789</u>
Total, Goal A: INSTRUCTION/OPERATIONS	\$ 152,429,635	\$ 152,429,635
B. Goal: PROVIDE RESEARCH SUPPORT		
B.1.1. Strategy: RESEARCH ENHANCEMENT	\$ 13,950,544	\$ 13,950,544
C. Goal: PROVIDE INFRASTRUCTURE SUPPORT		
C.1.1. Strategy: E&G SPACE SUPPORT	\$ 33,324,038	\$ 33,324,038
C.2.1. Strategy: CCAP REVENUE BONDS	<u>\$ 17,419,549</u>	<u>\$ 17,397,199</u>
Capital Construction Assistance Projects Revenue Bond.		
Total, Goal C: PROVIDE INFRASTRUCTURE SUPPORT	\$ 50,743,587	\$ 50,721,237
D. Goal: PROVIDE NON-FORMULA SUPPORT		
D.1. Objective: RESEARCH		
D.1.1. Strategy: CORD BLOOD AND CELLULAR THERAPY	\$ 2,000,000	\$ 2,000,000
Cord Blood and Cellular Therapy Research Program.		
D.1.2. Strategy: BREAST CANCER RESEARCH PROGRAM	2,000,000	2,000,000

THE UNIVERSITY OF TEXAS M.D. ANDERSON CANCER CENTER
(Continued)

D.2. Objective: INSTITUTIONAL		
D.2.1. Strategy: INSTITUTIONAL ENHANCEMENT	\$ 2,164	\$ 2,164
Total, Goal D: PROVIDE NON-FORMULA SUPPORT	\$ 4,002,164	\$ 4,002,164
E. Goal: TOBACCO FUNDS		
E.1.1. Strategy: TOBACCO EARNINGS - UT MD ANDERSON Tobacco Earnings for The University of Texas MD Anderson Cancer Center.	\$ 6,890,000	\$ 6,890,000
E.1.2. Strategy: TOBACCO - PERMANENT HEALTH FUND Tobacco Earnings from the Permanent Health Fund for Higher Ed. No. 810.	<u>2,561,891</u>	<u>2,561,891</u>
Total, Goal E: TOBACCO FUNDS	<u>\$ 9,451,891</u>	<u>\$ 9,451,891</u>
Grand Total, THE UNIVERSITY OF TEXAS M.D. ANDERSON CANCER CENTER	<u>\$ 230,577,821</u>	<u>\$ 230,555,471</u>

Object-of-Expense Informational Listing:

Salaries and Wages	\$ 186,949,605	\$ 186,933,772
Other Personnel Costs	820,469	820,469
Faculty Salaries (Higher Education Only)	13,137,140	13,137,117
Professional Fees and Services	333,373	333,373
Consumable Supplies	469,377	469,371
Utilities	3,647,322	3,654,700
Travel	54	54
Rent - Machine and Other	544	544
Debt Service	17,419,549	17,397,199
Other Operating Expense	3,658,602	3,667,087
Grants	100,953	100,953
Capital Expenditures	<u>4,040,833</u>	<u>4,040,832</u>
Total, Object-of-Expense Informational Listing	<u>\$ 230,577,821</u>	<u>\$ 230,555,471</u>

Estimated Allocations for Employee Benefits and Debt Service Appropriations Made Elsewhere in this Act:

Employee Benefits

Retirement	\$ 5,312,069	\$ 5,523,609
Group Insurance	6,603,052	6,603,051
Social Security	<u>4,852,749</u>	<u>5,008,037</u>

Total, Estimated Allocations for Employee Benefits and Debt Service Appropriations Made Elsewhere in this Act

\$ 16,767,870 \$ 17,134,697

2. Performance Measure Targets. The following is a listing of the key performance target levels for The University of Texas M.D. Anderson Cancer Center. It is the intent of the Legislature that appropriations made by this Act be utilized in the most efficient and effective manner possible to achieve the intended mission of The University of Texas M.D. Anderson Cancer Center. In order to achieve the objectives and service standards established by this Act, The University of Texas M.D. Anderson Cancer Center shall make every effort to attain the following designated key performance target levels associated with each item of appropriation.

	<u>2024</u>	<u>2025</u>
A. Goal: INSTRUCTION/OPERATIONS		
Outcome (Results/Impact):		
Percent of Allied Health Graduates Passing the Certification/Licensure Exam on the First Attempt	90%	90%
Percent of Allied Health Graduates Who Are Licensed or Certified in Texas	100%	100%
Percent of Medical Residency Completers Practicing in Texas	33%	33%
Total Uncompensated Care Provided by Faculty Administrative (Institutional Support) Cost as a Percent of Total Expenditures	91,664,661	91,664,661
Total Uncompensated Care Provided in State-owned Facilities	3.5%	3.5%
A.1.1. Strategy: ALLIED HEALTH PROFESSIONS TRAINING	222,409,256	222,409,256
Efficiencies:		
Average Cost of Resident Undergraduate Tuition and Fees for 15 Semester Credit Hours	2,163	2,163

THE UNIVERSITY OF TEXAS M.D. ANDERSON CANCER CENTER
(Continued)

Explanatory:

Minority Admissions As a Percent of Total First-Year Admissions (All Schools)	35%	35%
Average Financial Aid Award per Full-Time Student	11,846	11,846
Percent of Full-Time Students Receiving Financial Aid	72%	72%

A.1.2. Strategy: GRADUATE MEDICAL EDUCATION

Output (Volume):

Total Number of MD or DO Residents	150	150
------------------------------------	-----	-----

Explanatory:

Minority MD or DO Residents as a Percent of Total MD or DO Residents	12%	12%
--	-----	-----

B. Goal: PROVIDE RESEARCH SUPPORT

Outcome (Results/Impact):

Total External Research Expenditures	657,498,369	667,360,845
--------------------------------------	-------------	-------------

3. Special Project Funding. Notwithstanding other provisions of this article, the Board of Regents of The University of Texas System is hereby authorized: (1) to expend such amounts of its Permanent University Fund No. 45 bond proceeds and/or other bond proceeds and such amounts of its other available moneys as may be necessary to fund the following project either in whole or in part; (2) to accept gifts, grants, and matching grants to fund such project either in whole or in part; and (3) to acquire, construct, alter, add to, repair, rehabilitate, equip and/or furnish such project for The University of Texas M. D. Anderson Cancer Center: (a) research facilities and (b) administrative support facilities and related parking facilities.

4. Transfers of Appropriations - State Owned Hospitals. The University of Texas M. D. Anderson Cancer Center shall make intergovernmental transfers of funds of \$5,633,915 in fiscal year 2024 and \$5,633,915 in fiscal year 2025 to the Health and Human Services Commission. The timing and form of such transfers shall be determined by the Comptroller of Public Accounts in consultation with the Health and Human Services Commission. The Legislative Budget Board is authorized to adjust the amounts of such transfers as necessary to match available federal funds. The transfers, however, shall be made not less frequently than monthly.

5. Estimated Appropriation and Unexpended Balance. Included in the amounts appropriated above are: (1) estimated appropriations of amounts available for distribution or investment returns out of the Permanent Endowment Fund for The University of Texas M.D. Anderson Cancer Center No. 812 and (2) estimated appropriations of the institution's estimated allocation of amounts available for distribution out of the Permanent Health Fund for Higher Education No. 810.

- a. Amounts available for distribution or investment returns in excess of the amounts estimated above are also appropriated to the institution. In the event that amounts available for distribution or investment returns are less than the amounts estimated above, this Act may not be construed as appropriating funds to make up the difference.
- b. All balances of estimated appropriations from the Permanent Endowment Fund for The University of Texas M.D. Anderson Cancer Center No. 812 and of the institution's allocation from the amounts available for distribution out of the Permanent Health Fund for Higher Education No. 810, except for any General Revenue, at the close of the fiscal year ending August 31, 2023, and the income to said fund during the fiscal years beginning September 1, 2023, are hereby appropriated. Any unexpended appropriations made above as of August 31, 2024, are hereby appropriated to the institution for the same purposes for fiscal year 2025.

6. Best Business Practices. It is the intent of the Legislature that The University of Texas M.D. Anderson Cancer Center shall adopt appropriate measures to initiate the most cost-effective practices when delivering unreimbursed services to financially and medically indigent Texans. The intent of these practices is to allow for funds to be used in a manner, which would allow for greater benefits for the patients, the state, and the institution.

7. Animal Facilities and Programs. The animal facilities and programs of the Department of Veterinary Sciences at The University of Texas M. D. Anderson Cancer Center (UTMDACC) - Bastrop shall be regulated and inspected by the United States Department of Agriculture, Animal and Plant Health Inspection Services, pursuant to the Federal Animal Welfare Act. The UTMDACC - Bastrop Department of Veterinary Sciences shall comply with the regulations and is under the oversight of the United States Public Health Service/National Institutes of Health Office of Laboratory Animal Welfare. The UTMDACC - Bastrop Department of Veterinary Sciences shall be independently accredited for animal care programs and facilities by the Council on

THE UNIVERSITY OF TEXAS M.D. ANDERSON CANCER CENTER
(Continued)

Accreditation of the Association for Assessment and Accreditation of Laboratory Animal Care (AAALAC International). The department shall be accredited by this body. It shall also be inspected regularly and its programs reviewed biannually by the UTMDACC Institutional Animal Care and Use Committee.

8. Rare and Aggressive Breast Cancer Research Program. Of the amounts appropriated above in Strategy D.1.2, Breast Cancer Research Program, \$2,000,000 in fiscal year 2024 and \$2,000,000 in fiscal year 2025 in General Revenue is for the rare and aggressive breast cancer research program. Its efforts will contribute to improving the diagnostics in patients with breast cancer.

9. Informational Listing - The University of Texas M.D. Anderson Cancer Center Patient Income. The following is an informational listing of the estimated amount of patient income for The University of Texas M.D. Anderson Cancer Center during the 2024-25 biennium. The Full-Time Equivalents (FTEs) included in this informational listing shall not be counted for purposes of calculating the limitations within Article IX, Section 6.10.

	<u>2024</u>	<u>2025</u>
Health Related Institutions Patient Income, estimated	\$5,291,631,760	\$5,449,967,594
Number of Full-Time-Equivalents (FTEs) - Patient Income	16,775.9	17,645.9

THE UNIVERSITY OF TEXAS HEALTH SCIENCE CENTER AT TYLER

	For the Years Ending	
	August 31, 2024	August 31, 2025
Method of Financing:		
General Revenue Fund	\$ 57,403,998	\$ 57,353,597
<u>General Revenue Fund - Dedicated</u>		
Estimated Board Authorized Tuition Increases Account No. 704	\$ 116,764	\$ 116,764
Estimated Other Educational and General Income Account No. 770	<u>230,386</u>	<u>230,386</u>
Subtotal, General Revenue Fund - Dedicated	\$ 347,150	\$ 347,150
<u>Other Funds</u>		
Permanent Health Fund for Higher Education, estimated	\$ 1,327,140	\$ 1,327,140
Permanent Endowment Fund, UT HSC Tyler, estimated	<u>1,723,574</u>	<u>1,723,574</u>
Subtotal, Other Funds	\$ <u>3,050,714</u>	\$ <u>3,050,714</u>
Total, Method of Financing	\$ <u>60,801,862</u>	\$ <u>60,751,461</u>
Items of Appropriation:		
1. Educational and General State Support	\$ 60,801,862	\$ 60,751,461
Grand Total, THE UNIVERSITY OF TEXAS HEALTH SCIENCE CENTER AT TYLER	\$ <u>60,801,862</u>	\$ <u>60,751,461</u>

This bill pattern represents an estimated 15.3% of this agency's estimated total available funds for the biennium.

Number of Full-Time-Equivalents (FTE)-Appropriated Funds	307.5	307.5
---	-------	-------

1. Informational Listing of Appropriated Funds. The appropriations made above for Educational and General State Support are subject to the special and general provisions of this Act and include the following amounts for the purposes indicated.

THE UNIVERSITY OF TEXAS HEALTH SCIENCE CENTER AT TYLER
(Continued)

A. Goal: PROVIDE INSTRUCTION/OPERATIONS		
Provide Instructional and Operations Support.		
A.1.1. Strategy: BIOMEDICAL SCIENCES TRAINING	\$ 629,505	\$ 629,505
Graduate Training in Biomedical Sciences.		
A.1.2. Strategy: PUBLIC HEALTH	1,835,251	1,835,251
A.1.3. Strategy: GRADUATE MEDICAL EDUCATION	877,572	877,572
A.1.4. Strategy: CHEST DISEASE CENTER OPERATIONS	32,661,211	32,661,211
A.2.1. Strategy: STAFF GROUP INSURANCE PREMIUMS	\$ 17,015	\$ 17,015
A.3.1. Strategy: TEXAS PUBLIC EDUCATION GRANTS	<u>\$ 14,946</u>	<u>\$ 14,946</u>
Total, Goal A: PROVIDE INSTRUCTION/OPERATIONS	\$ 36,035,500	\$ 36,035,500
B. Goal: PROVIDE RESEARCH SUPPORT		
B.1.1. Strategy: RESEARCH ENHANCEMENT	\$ 1,737,558	\$ 1,737,558
C. Goal: PROVIDE INFRASTRUCTURE SUPPORT		
C.1.1. Strategy: E&G SPACE SUPPORT	\$ 2,187,634	\$ 2,187,634
C.2.1. Strategy: CCAP REVENUE BONDS	<u>\$ 8,463,855</u>	<u>\$ 8,413,455</u>
Capital Construction Assistance Projects		
Revenue Bonds.		
Total, Goal C: PROVIDE INFRASTRUCTURE SUPPORT	\$ 10,651,489	\$ 10,601,089
D. Goal: PROVIDE NON-FORMULA SUPPORT		
D.1. Objective: INSTRUCTION/OPERATION		
D.1.1. Strategy: MENTAL HEALTH TRAINING PGMS	\$ 6,730,000	\$ 6,730,000
Mental Health Workforce Training Programs.		
D.2. Objective: RESIDENCY TRAINING		
D.2.1. Strategy: FAMILY PRACTICE RESIDENCY TRAINING	\$ 771,446	\$ 771,446
Family Practice Residency Training Program.		
D.3. Objective: HEALTH CARE		
D.3.1. Strategy: SUPPORT FOR INDIGENT CARE	\$ 798,494	\$ 798,493
D.4. Objective: INSTITUTIONAL		
D.4.1. Strategy: INSTITUTIONAL ENHANCEMENT	<u>\$ 1,026,661</u>	<u>\$ 1,026,661</u>
Total, Goal D: PROVIDE NON-FORMULA SUPPORT	\$ 9,326,601	\$ 9,326,600
E. Goal: TOBACCO FUNDS		
E.1.1. Strategy: TOBACCO EARNINGS - UT HSC AT TYLER	\$ 1,723,574	\$ 1,723,574
Tobacco Earnings for University of Texas Health Science Center/Tyler.		
E.1.2. Strategy: TOBACCO - PERMANENT HEALTH FUND	<u>1,327,140</u>	<u>1,327,140</u>
Tobacco Earnings from the Permanent Health Fund for Higher Ed. No. 810.		
Total, Goal E: TOBACCO FUNDS	<u>\$ 3,050,714</u>	<u>\$ 3,050,714</u>
Grand Total, THE UNIVERSITY OF TEXAS HEALTH SCIENCE CENTER AT TYLER	<u>\$ 60,801,862</u>	<u>\$ 60,751,461</u>
Object-of-Expense Informational Listing:		
Salaries and Wages	\$ 11,584,226	\$ 12,638,444
Other Personnel Costs	3,283,246	3,358,042
Faculty Salaries (Higher Education Only)	9,080,736	9,365,157
Professional Salaries - Faculty Equivalent (Higher Education Only)	887,468	902,609
Professional Fees and Services	4,885,089	2,527,886
Fuels and Lubricants	689	915
Consumable Supplies	57,708	70,475
Utilities	19,441	22,471
Travel	12,245	13,970
Rent - Building	101,901	270,391
Rent - Machine and Other	107,540	162,758
Debt Service	8,463,855	8,413,455
Other Operating Expense	<u>22,317,718</u>	<u>23,004,888</u>
Total, Object-of-Expense Informational Listing	<u>\$ 60,801,862</u>	<u>\$ 60,751,461</u>

THE UNIVERSITY OF TEXAS HEALTH SCIENCE CENTER AT TYLER
(Continued)

Estimated Allocations for Employee Benefits and Debt Service Appropriations Made Elsewhere in this Act:

Employee Benefits

Retirement	\$ 1,799,815	\$ 1,865,287
Group Insurance	3,549,671	3,549,670
Social Security	2,193,409	2,263,599

Total, Estimated Allocations for Employee Benefits and Debt Service Appropriations Made Elsewhere in this Act

	\$ 7,542,895	\$ 7,678,556
--	--------------	--------------

2. Performance Measure Targets. The following is a listing of the key performance target levels for The University of Texas Health Science Center at Tyler. It is the intent of the Legislature that appropriations made by this Act be utilized in the most efficient and effective manner possible to achieve the intended mission of The University of Texas Health Science Center at Tyler. In order to achieve the objectives and service standards established by this Act, The University of Texas Health Science Center at Tyler shall make every effort to attain the following designated key performance target levels associated with each item of appropriation.

	2024	2025
A. Goal: PROVIDE INSTRUCTION/OPERATIONS		
Outcome (Results/Impact):		
Percent of Medical Residency Completers Practicing in Texas	80%	80%
Total Uncompensated Care Provided by Faculty	3,781,977	3,857,617
Administrative (Institutional Support) Cost As Percent of Total Expenditures	4.71%	4.71%
Total Uncompensated Care Provided in State-owned Facilities	78,499,041	80,069,021
Total New Patient Revenue in State-owned Facilities	21,813,263	22,249,528
A.1.3. Strategy: GRADUATE MEDICAL EDUCATION		
Output (Volume):		
Total Number of MD or DO Residents	203	220
Explanatory:		
Minority MD or DO Residents as a Percent of Total MD or DO Residents	20%	20%
Minority Admissions as a Percent of Total First-year Admissions (All Schools)	20%	20%
B. Goal: PROVIDE RESEARCH SUPPORT		
Outcome (Results/Impact):		
Total External Research Expenditures	23,724,153	23,724,153

3. Rates, Donations and Gifts. The Board of Regents of The University of Texas System shall fix reasonable rates to be charged and collected from paying patients of the center, and may make and enter into contracts for the hospitalization of the indigent sick and accept donations and gifts for the support and maintenance of the center; provided, however, that this provision should not be construed so as to authorize, without prior and specific approval of the Legislature, acceptance of real property which would require an appropriation by the Legislature for maintenance, repair, or construction of buildings.

4. Transfers of Appropriations - State Owned Hospitals. The University of Texas Health Science Center at Tyler shall make intergovernmental transfers of funds of \$6,879,480 in fiscal year 2024 and \$6,879,480 in fiscal year 2025 to the Health and Human Services Commission (HHSC). The timing and form of such transfers shall be determined by the Comptroller of Public Accounts in consultation with HHSC. The Legislative Budget Board is authorized to adjust the amounts of such transfers as necessary to match available federal funds.

If the University of Texas Health Science Center at Tyler transfers to HHSC funds to apply for appropriate matching federal funds and chooses to participate in a hospital directed payment program authorized under the federal Healthcare Transformation and Quality Improvement Waiver, and receives notice by HHSC as described elsewhere in the Act that deposits under the disproportionate share hospital or uncompensated care program are not equivalent to the amounts deposited in state fiscal year 2023 based on the non-enhanced Federal Medical Assistance Percentages, the University of Texas Health Science Center at Tyler will deposit to the General Revenue Fund sums up to the equivalent amount but not to exceed federal matching funds from the hospital directed payment program as included in the notice from HHSC. Any amount in excess of the amount included in the notice from HHSC shall be retained by the University of Texas Health Science Center at Tyler for the purpose of providing essential services to patients.

THE UNIVERSITY OF TEXAS HEALTH SCIENCE CENTER AT TYLER
(Continued)

- 5. Estimated Appropriation and Unexpended Balance.** Included in the amounts appropriated above are: (1) estimated appropriations of amounts available for distribution or investment returns out of the Permanent Endowment Fund for The University of Texas Health Science Center at Tyler No. 816 and (2) estimated appropriations of the institution's estimated allocation of amounts available for distribution out of the Permanent Health Fund for Higher Education No. 810.
- a. Amounts available for distribution or investment returns in excess of the amounts estimated above are also appropriated to the institution. In the event that amounts available for distribution or investment returns are less than the amounts estimated above, this Act may not be construed as appropriating funds to make up the difference.
 - b. All balances of estimated appropriations from the Permanent Endowment Fund for The University of Texas Health Science Center at Tyler No. 816 and of the institution's allocation from the amounts available for distribution out of the Permanent Health Fund for Higher Education No. 810, except for any General Revenue, at the close of the fiscal year ending August 31, 2023, and the income to said fund during the fiscal years beginning September 1, 2023, are hereby appropriated. Any unexpended appropriations made above as of August 31, 2024, are hereby appropriated to the institution for the same purposes for fiscal year 2025.

- 6. Informational Listing - The University of Texas Health Science Center at Tyler Patient Income.** The following is an informational listing of the estimated amount of patient income for The University of Texas Health Science Center at Tyler during the 2024-25 biennium. The Full-Time Equivalents (FTEs) included in this informational listing shall not be counted for purposes of calculating the limitations within Article IX, Section 6.10.

	<u>2024</u>	<u>2025</u>
Health Related Institutions Patient Income, estimated	\$146,351,678	\$149,468,184
Number of Full-Time-Equivalents (FTEs) - Patient Income	794.5	794.5

- 7. Mental Health Workforce Training for Underserved Areas.** Out of funds appropriated above in Strategy D.1.1, Mental Health Workforce Training Programs, \$6,730,000 in General Revenue each fiscal year of the 2024-25 biennium at The University of Texas Health Science Center at Tyler shall be used to support mental health workforce training programs in underserved areas including, but not limited to, Rusk State Hospital and Terrell State Hospital.
- 8. Contingency for Behavioral Health Funds.** Notwithstanding appropriation authority granted above, the Comptroller of Public Accounts shall not allow the expenditure of General Revenue-Related behavioral health funds for The University of Texas Health Science Center at Tyler in Strategy D.1.1, Mental Health Workforce Training Programs in fiscal year 2024 or fiscal year 2025, as identified in Art. IX, Sec. 10.04, Statewide Behavioral Health Strategic Plan and Coordinated Expenditures, if the Legislative Budget Board provides notification to the Comptroller of Public Accounts that the agency's planned expenditure of those funds in fiscal year 2024 or fiscal year 2025 does not satisfy the requirements of Art. IX, Sec. 10.04, Statewide Behavioral Health Strategic Plan and Coordinated Expenditures.
- 9. Medical Education.** The University of Texas Health Science Center at Tyler is authorized to use funds appropriated above to initiate curriculum design and development, faculty recruitment, and commencement of organization and other processes necessary to attain accreditation of a Doctor of Medicine (M.D.) Program.

THE UNIVERSITY OF TEXAS AT AUSTIN DELL MEDICAL SCHOOL

	For the Years Ending	
	August 31, 2024	August 31, 2025
Method of Financing:		
General Revenue Fund	\$ 15,116,351	\$ 15,116,351
GR Dedicated - Estimated Other Educational and General Income Account No. 770	\$ 1,300,175	\$ 1,300,175
Permanent Health Fund for Higher Education, estimated	<u>\$ 1,166,582</u>	<u>\$ 1,166,582</u>
Total, Method of Financing	<u>\$ 17,583,108</u>	<u>\$ 17,583,108</u>
Items of Appropriation:		
1. Educational and General State Support	\$ 17,583,108	\$ 17,583,108
Grand Total, THE UNIVERSITY OF TEXAS AT AUSTIN DELL MEDICAL SCHOOL	<u>\$ 17,583,108</u>	<u>\$ 17,583,108</u>

This bill pattern represents an estimated 8.6% of this agency's estimated total available funds for the biennium.

Number of Full-Time-Equivalents (FTE)- Appropriated Funds	231.1	231.1
--	-------	-------

1. Informational Listing of Appropriated Funds. The appropriations made above for Educational and General State Support are subject to the special and general provisions of this Act and include the following amounts for the purposes indicated.

A. Goal: INSTRUCTION/OPERATIONS Provide Instructional And Operations Support.		
A.1.1. Strategy: MEDICAL EDUCATION	\$ 8,979,657	\$ 8,979,657
A.1.2. Strategy: GRADUATE MEDICAL EDUCATION	2,322,282	2,322,282
A.2.1. Strategy: STAFF GROUP INSURANCE PREMIUMS	\$ 321,215	\$ 321,215
A.3.1. Strategy: TEXAS PUBLIC EDUCATION GRANTS	<u>\$ 189,623</u>	<u>\$ 189,623</u>
Total, Goal A: INSTRUCTION/OPERATIONS	\$ 11,812,777	\$ 11,812,777
B. Goal: PROVIDE RESEARCH SUPPORT		
B.1.1. Strategy: RESEARCH ENHANCEMENT	\$ 1,944,165	\$ 1,944,165
C. Goal: PROVIDE INFRASTRUCTURE SUPPORT		
C.1.1. Strategy: E&G SPACE SUPPORT	\$ 2,659,584	\$ 2,659,584
D. Goal: TOBACCO FUNDS		
D.1.1. Strategy: TOBACCO-PERMANENT HEALTH FUND Tobacco Earnings From The Permanent Health Fund For Higher Ed. No. 810.	<u>\$ 1,166,582</u>	<u>\$ 1,166,582</u>
Grand Total, THE UNIVERSITY OF TEXAS AT AUSTIN DELL MEDICAL SCHOOL	<u>\$ 17,583,108</u>	<u>\$ 17,583,108</u>

Object-of-Expense Informational Listing:		
Other Personnel Costs	\$ 39,082	\$ 38,918
Faculty Salaries (Higher Education Only)	11,413,100	11,365,359
Other Operating Expense	5,941,303	5,989,208
Grants	<u>189,623</u>	<u>189,623</u>
Total, Object-of-Expense Informational Listing	<u>\$ 17,583,108</u>	<u>\$ 17,583,108</u>

Estimated Allocations for Employee Benefits and Debt Service Appropriations Made Elsewhere in this Act:		
<u>Employee Benefits</u>		
Group Insurance	\$ 1,092,743	\$ 1,092,743
Social Security	<u>873,102</u>	<u>869,450</u>
Total, Estimated Allocations for Employee Benefits and Debt Service Appropriations Made Elsewhere in this Act	<u>\$ 1,965,845</u>	<u>\$ 1,962,193</u>

THE UNIVERSITY OF TEXAS AT AUSTIN DELL MEDICAL SCHOOL
(Continued)

2. Performance Measure Targets. The following is a listing of the key performance target levels for The University of Texas at Austin Dell Medical School. It is the intent of the Legislature that appropriations made by this Act be utilized in the most efficient and effective manner possible to achieve the intended mission of The University of Texas at Austin Dell Medical School. In order to achieve the objectives and service standards established by this Act, The University of Texas at Austin Dell Medical School shall make every effort to attain the following designated key performance target levels associated with each item of appropriation.

	2024	2025
A. Goal: INSTRUCTION/OPERATIONS		
Outcome (Results/Impact):		
Percent of Medical Residency Completers Practicing in Texas	81%	86%
A.1.2. Strategy: GRADUATE MEDICAL EDUCATION		
Output (Volume):		
Total Number of MD Residents	424	447
B. Goal: PROVIDE RESEARCH SUPPORT		
Outcome (Results/Impact):		
Total External Research Expenditures	37,336,261	41,874,666

3. Estimated Appropriation and Unexpended Balance. Included in the amounts appropriated above are estimated appropriations of the institution’s estimated allocation of amounts available for distribution out of the Permanent Health Fund for Higher Education No. 810.

- a. Amounts available for distribution or investment returns in excess of the amounts estimated above are also appropriated to the institution. In the event that amounts available for distribution or investment returns are less than the amounts estimated above, this Act may not be construed as appropriating funds to make up the difference.
- b. All balances of estimated appropriations from the institution’s allocation from the amounts available for distribution out of the Permanent Health Fund for Higher Education No. 810, except for any General Revenue, at the close of the fiscal year ending August 31, 2023, and the income to said fund during the fiscal years beginning September 1, 2023, are hereby appropriated. Any unexpended appropriations made above as of August 31, 2024, are appropriated to the institution for the same purposes for fiscal year 2024.

TEXAS A&M UNIVERSITY SYSTEM HEALTH SCIENCE CENTER

	For the Years Ending	
	August 31, 2024	August 31, 2025
Method of Financing:		
General Revenue Fund ¹	\$ 208,855,261	\$ 183,860,371
<u>General Revenue Fund - Dedicated</u>		
Estimated Board Authorized Tuition Increases Account No. 704	\$ 9,042,347	\$ 9,042,347
Estimated Other Educational and General Income Account No. 770	9,738,743	9,738,743
Subtotal, General Revenue Fund - Dedicated	\$ 18,781,090	\$ 18,781,090
<u>Other Funds</u>		
Permanent Health Fund for Higher Education, estimated	\$ 1,383,758	\$ 1,383,758
Permanent Endowment Fund, Texas A&M University HSC, estimated	1,400,000	1,400,000
Subtotal, Other Funds	\$ 2,783,758	\$ 2,783,758
Total, Method of Financing	\$ 230,420,109	\$ 205,425,219
Items of Appropriation:		
1. Educational and General State Support	\$ 230,420,109	\$ 205,425,219
Grand Total, TEXAS A&M UNIVERSITY SYSTEM HEALTH SCIENCE CENTER	\$ 230,420,109	\$ 205,425,219

TEXAS A&M UNIVERSITY SYSTEM HEALTH SCIENCE CENTER
(Continued)

This bill pattern represents an estimated 47.7% of this agency's estimated total available funds for the biennium.

Number of Full-Time-Equivalents (FTE)- Appropriated Funds	1,212.0	1,212.0
--	---------	---------

1. Informational Listing of Appropriated Funds. The appropriations made above for Educational and General State Support are subject to the special and general provisions of this Act and include the following amounts for the purposes indicated.

A. Goal: INSTRUCTION/OPERATIONS

Provide Instructional and Operations Support.

A.1.1. Strategy: MEDICAL EDUCATION	\$ 47,688,749	\$ 47,688,749
A.1.2. Strategy: DENTAL EDUCATION	22,867,934	22,867,934
A.1.3. Strategy: DENTAL HYGIENE EDUCATION	1,521,036	1,521,036
A.1.4. Strategy: BIOMEDICAL SCIENCES TRAINING Graduate Training in Biomedical Sciences.	2,917,996	2,917,996
A.1.5. Strategy: NURSING EDUCATION	6,292,913	6,292,913
A.1.6. Strategy: PUBLIC HEALTH TRAINING Training in Public Health.	16,249,521	16,249,521
A.1.7. Strategy: PHARMACY EDUCATION	11,508,709	11,508,709
A.1.8. Strategy: GRADUATE MEDICAL EDUCATION	8,656,322	8,656,322
A.2.1. Strategy: STAFF GROUP INSURANCE PREMIUMS	\$ 1,360,366	\$ 1,360,366
A.3.1. Strategy: TEXAS PUBLIC EDUCATION GRANTS	\$ 1,377,663	\$ 1,377,663
A.3.2. Strategy: DENTAL LOANS	<u>42,575</u>	<u>42,575</u>

Total, Goal A: INSTRUCTION/OPERATIONS	\$ 120,483,784	\$ 120,483,784
--	----------------	----------------

B. Goal: PROVIDE RESEARCH SUPPORT

B.1.1. Strategy: RESEARCH ENHANCEMENT	\$ 3,459,167	\$ 3,459,167
B.1.2. Strategy: PERFORMANCE BASED RESEARCH OPS Performance Based Research Operations.	<u>18,733,526</u>	<u>18,733,526</u>

Total, Goal B: PROVIDE RESEARCH SUPPORT	\$ 22,192,693	\$ 22,192,693
--	---------------	---------------

C. Goal: PROVIDE INFRASTRUCTURE SUPPORT

C.1.1. Strategy: E&G SPACE SUPPORT	\$ 12,768,070	\$ 12,768,070
C.2.1. Strategy: CCAP REVENUE BONDS Capital Construction Assistance Projects Revenue Bonds.	\$ 23,625,585	\$ 23,629,161
C.2.2. Strategy: DEBT SERVICE - ROUND ROCK Debt Service for the Round Rock Facility.	3,618,404	3,619,938
C.2.3. Strategy: RESEARCH FACILITIES ¹	<u>25,000,000</u>	<u>0</u>

Total, Goal C: PROVIDE INFRASTRUCTURE SUPPORT	\$ 65,012,059	\$ 40,017,169
--	---------------	---------------

D. Goal: PROVIDE HEALTH CARE SUPPORT

D.1.1. Strategy: DENTAL CLINIC OPERATIONS	\$ 36,361	\$ 36,361
--	-----------	-----------

E. Goal: PROVIDE NON-FORMULA SUPPORT

E.1. Objective: INSTRUCTION/OPERATION

E.1.1. Strategy: COASTAL BEND HEALTH EDUCATION CTR Coastal Bend Health Education Center.	\$ 1,372,748	\$ 1,372,748
E.1.2. Strategy: SOUTH TEXAS HEALTH CENTER	591,893	591,893
E.1.3. Strategy: IRMA RANGEL COLLEGE OF PHARMACY	198,759	198,759
E.1.4. Strategy: COLLEGE OF MEDICINE	1,157,700	1,157,700
E.1.5. Strategy: FORENSIC NURSING	2,584,640	2,584,640
E.1.6. Strategy: HEALTHY SOUTH TEXAS	4,286,400	4,286,400
E.1.7. Strategy: NURSING PROGRAM EXPANSION	201,960	201,960
E.1.8. Strategy: RURAL HEALTH INITIATIVES	7,500,000	7,500,000

E.2. Objective: INSTITUTIONAL

E.2.1. Strategy: INSTITUTIONAL ENHANCEMENT	\$ <u>2,017,354</u>	\$ <u>2,017,354</u>
---	---------------------	---------------------

Total, Goal E: PROVIDE NON-FORMULA SUPPORT	\$ 19,911,454	\$ 19,911,454
---	---------------	---------------

F. Goal: TOBACCO FUNDS

F.1.1. Strategy: TOBACCO EARNINGS - TAMU SYSTEM HSC Tobacco Earnings for Texas A&M University System Health Science Center.	\$ 1,400,000	\$ 1,400,000
---	--------------	--------------

TEXAS A&M UNIVERSITY SYSTEM HEALTH SCIENCE CENTER
(Continued)

F.1.2. Strategy: TOBACCO - PERMANENT HEALTH FUND	1,383,758	1,383,758
Tobacco Earnings from the Permanent Health Fund for Higher Ed. No. 810.		

Total, Goal F: TOBACCO FUNDS	\$ 2,783,758	\$ 2,783,758
-------------------------------------	--------------	--------------

Grand Total, TEXAS A&M UNIVERSITY SYSTEM HEALTH SCIENCE CENTER	\$ 230,420,109	\$ 205,425,219
---	----------------	----------------

Object-of-Expense Informational Listing:

Salaries and Wages	\$ 40,810,452	\$ 39,491,938
Other Personnel Costs	11,781,908	11,623,225
Faculty Salaries (Higher Education Only)	74,380,866	76,551,785
Professional Salaries - Faculty Equivalent (Higher Education Only)	3,746,646	3,693,423
Professional Fees and Services	307,949	304,679
Fuels and Lubricants	28,632	28,579
Consumable Supplies	619,050	611,711
Utilities	3,406,235	3,406,116
Travel	125,492	125,169
Rent - Building	1,731,382	1,731,118
Rent - Machine and Other	641,674	631,335
Debt Service	27,243,989	27,249,099
Other Operating Expense	37,669,945	37,063,468
Client Services	1,980,033	1,975,608
Capital Expenditures	25,945,856	937,966

Total, Object-of-Expense Informational Listing	\$ 230,420,109	\$ 205,425,219
---	----------------	----------------

Estimated Allocations for Employee Benefits and Debt Service Appropriations Made Elsewhere in this Act:

Employee Benefits

Retirement	\$ 7,029,482	\$ 7,229,058
Group Insurance	10,267,039	10,267,039
Social Security	6,453,102	6,659,601

Total, Estimated Allocations for Employee Benefits and Debt Service Appropriations Made Elsewhere in this Act	\$ 23,749,623	\$ 24,155,698
--	---------------	---------------

2. Performance Measure Targets. The following is a listing of the key performance target levels for the Texas A&M University System Health Science Center. It is the intent of the Legislature that appropriations made by this Act be utilized in the most efficient and effective manner possible to achieve the intended mission of the Texas A&M University System Health Science Center. In order to achieve the objectives and service standards established by this Act, the Texas A&M University System Health Science Center shall make every effort to attain the following designated key performance target levels associated with each item of appropriation.

	2024	2025
A. Goal: INSTRUCTION/OPERATIONS		
Outcome (Results/Impact):		
Percent of Medical School Students Passing Part 1 or Part 2 of the National Licensing Exam on the First Attempt	96%	96%
Percent of Medical School Graduates Practicing Primary Care in Texas	27%	27%
Percent of Medical Residency Completers Practicing in Texas	59.9%	59.9%
Percent of Dental School Graduates Admitted to an Advanced Education Program in General Dentistry	23%	23%
Percent of Dental School Students Passing Part 1 or Part 2 of the National Licensing Exam on the First Attempt	95.3%	95.3%
Percent of Dental School Graduates Who Are Licensed in Texas	83.2%	83.2%
Percent of Allied Health Graduates Passing the Certification/Licensure Exam on the First Attempt	100%	100%
Percent of Allied Health Graduates Who Are Licensed or Certified in Texas	100%	100%
Percent of Rural Public Health School Graduates Who Are Employed in Texas	65%	65%
Administrative (Institutional Support) Cost as a Percent of Total Expenditures	3%	3%
Percent of Pharmacy School Graduates Who are Licensed in Texas	90%	95%
Percent of Pharmacy School Graduates Passing the National Licensing Exam in the first try	90%	90%
Percent of Medical School Graduates Practicing in Texas	60%	60%

TEXAS A&M UNIVERSITY SYSTEM HEALTH SCIENCE CENTER
(Continued)

Percent of Bachelor of Science in Nursing Graduates Passing the National Licensing Exam on the First Attempt in Texas	95%	95%
Percent of Bachelor of Science in Nursing Graduates who are Licensed in Texas	98%	98%
A.1.1. Strategy: MEDICAL EDUCATION		
Efficiencies:		
Average Cost of Resident Undergraduate Tuition and Fees for 15 Semester Credit Hours	4,882	4,882
Explanatory:		
Minority Admissions as a Percent of Total First-year Admissions (All Schools)	30%	30%
Minority MD Admissions as a Percent of Total MD Admissions	15%	15%
Percent of Medical School Graduates Entering a Primary Care Residency	44%	45%
Average Student Loan Debt for Medical School Graduates	136,200	136,200
Percent of Medical School Graduates with Student Loan Debt	70%	70%
Average Financial Aid Award per Full-Time Student	12,863	12,863
Percent of Full-Time Students Receiving Financial Aid	68%	68%
A.1.2. Strategy: DENTAL EDUCATION		
Explanatory:		
Minority Admissions as a Percent of Total Dental School Admissions	46%	46%
A.1.8. Strategy: GRADUATE MEDICAL EDUCATION		
Output (Volume):		
Total Number of MD or DO Residents	1,450	1,450
Explanatory:		
Minority MD or DO Residents as a Percent of Total MD or DO Residents	16.5%	16.5%
 B. Goal: PROVIDE RESEARCH SUPPORT		
Outcome (Results/Impact):		
Total Research Expenditures	84,000,000	84,000,000
 D. Goal: PROVIDE HEALTH CARE SUPPORT		
Outcome (Results/Impact):		
Total Uncompensated Care Provided in State-owned Facilities	360,570	360,778
Total New Patient Revenue in State-owned Facilities	6,544,345	6,609,788

3. Cardiovascular Research Institute. Out of the amounts appropriated above, Texas A&M University System Health Science Center shall expend funds for Cardiovascular Research Institute activities conducted at health science center facilities. It is the intent of the Legislature that these funds would be in addition to the amounts allocated for the normal operation and maintenance of programs and facilities during the biennium.

4. Coastal Bend Health Education Center. Out of funds appropriated above to Texas A&M University System Health Science Center in Strategy E.1.1, Coastal Bend Health Education Center, the institution shall allocate funds to operate a local area network among coastal distance education sites, provide electronic library access, and develop allied health programs with area general academic institutions.

5. Estimated Appropriation and Unexpended Balance. Included in the amounts appropriated above are: (1) estimated appropriations of amounts available for distribution or investment returns out of the Permanent Endowment Fund for Texas A&M University System Health Science Center No. 818 and (2) estimated appropriations of the institution's estimated allocation of amounts available for distribution out of the Permanent Health Fund for Higher Education No. 810.

- a. Amounts available for distribution or investment returns in excess of the amounts estimated above are also appropriated to the institution. In the event that amounts available for distribution or investment returns are less than the amounts estimated above, this Act may not be construed as appropriating funds to make up the difference.
- b. All balances of estimated appropriations from the Permanent Endowment Fund for Texas A&M University System Health Science Center No. 818 and of the institution's allocation from the amounts available for distribution out of the Permanent Health Fund for Higher Education No. 810, except for any General Revenue, at the close of the fiscal year ending August 31, 2023, and the income to said fund during the fiscal years beginning September 1, 2023, are hereby appropriated. Any unexpended appropriations made above as of August 31, 2024, are hereby appropriated to the institution for the same purposes for fiscal year 2025.

TEXAS A&M UNIVERSITY SYSTEM HEALTH SCIENCE CENTER
(Continued)

- 6. Research on Acute Neurological Injuries.** Out of funds appropriated above, Texas A&M University System Health Science Center may allocate funds to conduct joint research endeavors with other scientists from Baylor College of Medicine, The University of Texas Health Science Center at Houston, and The University of Texas Medical Branch at Galveston to develop treatments to repair acute neurological injuries such as those caused by trauma and strokes.
- 7. Debt Service Round Rock Facility.** The funds appropriated above in Strategy C.2.2, Debt Service - Round Rock, are for debt service, and/or operations in the event that this Act does not pass by a two-thirds majority in each house, associated with clinical facilities at the Round Rock campus of the Texas A&M University System Health Science Center. The legislature hereby finds in accordance with Article 7, Section 18(i) of the Texas Constitution, that there is a demonstrated need for clinical facilities at the Round Rock campus of the Texas A&M University System Health Science Center and that such appropriation may be used for debt service of such facilities.
- 8. Informational Listing - Texas A&M Health Science Center Patient Income.** The following is an informational listing of the estimated amount of patient income for the Texas A&M Health Science Center during the 2024-25 biennium. The Full-Time Equivalents (FTEs) included in this informational listing shall not be counted for purposes of calculating the limitations within Article IX, Section 6.10.

	<u>2024</u>	<u>2025</u>
Health Related Institutions Patient Income, estimated	\$8,099,319	\$8,094,312
Number of Full-Time-Equivalents (FTEs) - Patient Income	75.0	75.0

- 9. Multiple Locations.** The Texas A&M University System Health Science Center has physical locations and campuses throughout the State of Texas, including Austin, Bryan, College Station, Corpus Christi, Dallas, Houston, Kingsville, McAllen, Round Rock, Lufkin, and Temple. In order to assure maximum efficiency in the use of those facilities and campuses and to provide the greatest availability of academic programs and health related services to the citizens of the State of Texas, the Texas A&M University System Health Science Center is authorized to locate and relocate the various degree programs of its colleges and schools which have been authorized by the board of regents and approved by the Texas Higher Education Coordinating Board, if applicable, at any one or more of its physical locations or campuses. The intent of this section is to recognize individual programs offered at the physical locations and campuses of the Texas A&M University System Health Science Center as qualifying for the small class supplement component of the instruction and operations formula, if the individual program is at a remote site, and the multi-campus adjustment component of the space projection model.
- 10. Forensic Nursing.** Out of funds appropriated above in Strategy E.1.5, Forensic Nursing, \$2,584,640 in General Revenue each fiscal year of the 2024-25 biennium shall be used to support the Department of Forensic Nursing. Any unexpended balances as of August 31, 2024, in Strategy E.1.5, Forensic Nursing are hereby appropriated for the same purposes for fiscal year 2025.
- 11. Healthy South Texas.** Out of funds appropriated above in Strategy E.1.6, Healthy South Texas, \$4,286,400 in General Revenue each fiscal year of the 2024-25 biennium shall be used to support the Texas A&M University System Health Science Center and Texas A&M AgriLife Extension Service in operations of the program.
- 12. Nursing Program Expansion.** Out of funds appropriated above in Strategy E.1.7, Nursing Program Expansion, \$201,960 in General Revenue each fiscal year shall be used to support a partnership between Texas A&M University System Health Science Center and Angelina College for a nursing program. If a partnership does not exist, the funds may not be used for any other purpose.

Any unexpended balance as of August 31, 2024, in Strategy E.1.7, Nursing Program Expansion is hereby appropriated for the same purposes for fiscal year 2025. It is the intent of the Legislature that non-formula General Revenue operations funding in Strategy E.1.7, Nursing Program Expansion for Texas A&M University System Health Science Center will be phased out as formula funding increases.

TEXAS A&M UNIVERSITY SYSTEM HEALTH SCIENCE CENTER
(Continued)

- 13. Irma Rangel College of Pharmacy.** Funds appropriated above in Strategy E.1.3, Irma Rangel College of Pharmacy, shall be used to support the Irma Rangel College of Pharmacy. If the headquarters of the pharmacy school is no longer located in Kingsville, Texas, appropriations made to this strategy shall lapse.
- 14. Rural Health Initiatives.** Out of funds appropriated above in Strategy E.1.8, Rural Health Initiatives, \$7,500,000 in General Revenue in fiscal year 2024 and \$7,500,000 in General Revenue in fiscal year 2025 shall be used to implement the Texas A&M-Care rural health program in rural communities throughout the state. Any unexpended balances in this strategy remaining as of August 31, 2024, are hereby appropriated to the institution for the same purposes for the fiscal year beginning September 1, 2024.
- 15. Research Facilities.¹** Out of funds appropriated above in Strategy C.2.3, Research Facilities, \$25,000,000 in General Revenue in fiscal year 2024 shall be used for construction of education and research facilities at the higher education center in Hidalgo County, Texas, contingent upon this Act passing by a two-thirds majority in each house. The Legislature hereby finds in accordance with Art. 7, Section 18(i) of the Texas Constitution, that there is a demonstrated need for education and research facilities at the higher education center in Hidalgo County and that such appropriation may be used for construction of such facilities by the Texas A&M University System Health Science Center.

¹ Incorporates Article IX, Section 17.26, 88th Legislature, Regular Session, relating to support for the construction of education and research facilities in Hidalgo County, resulting in increases of \$25,000,000 out of General Revenue in fiscal year 2024.

UNIVERSITY OF NORTH TEXAS HEALTH SCIENCE CENTER AT FORT WORTH

	For the Years Ending	
	August 31, 2024	August 31, 2025
Method of Financing:		
General Revenue Fund	\$ 113,757,828	\$ 113,756,843
<u>General Revenue Fund - Dedicated</u>		
Estimated Board Authorized Tuition Increases Account No. 704	\$ 2,270,984	\$ 2,270,984
Estimated Other Educational and General Income Account No. 770	9,296,327	9,296,327
Subtotal, General Revenue Fund - Dedicated	\$ 11,567,311	\$ 11,567,311
<u>Other Funds</u>		
Interagency Contracts	\$ 825,000	\$ 825,000
Permanent Health Fund for Higher Education, estimated	1,044,613	1,044,613
Permanent Endowment Fund, UNTHSC at Fort Worth, estimated	1,125,000	1,125,000
Subtotal, Other Funds	\$ 2,994,613	\$ 2,994,613
Total, Method of Financing	\$ 128,319,752	\$ 128,318,767
Items of Appropriation:		
1. Educational and General State Support	\$ 128,319,752	\$ 128,318,767
Grand Total, UNIVERSITY OF NORTH TEXAS HEALTH SCIENCE CENTER AT FORT WORTH	\$ 128,319,752	\$ 128,318,767
 This bill pattern represents an estimated 32.9% of this agency's estimated total available funds for the biennium.		
Number of Full-Time-Equivalents (FTE)-Appropriated Funds	882.5	882.5

UNIVERSITY OF NORTH TEXAS HEALTH SCIENCE CENTER AT FORT WORTH
(Continued)

1. Informational Listing of Appropriated Funds. The appropriations made above for Educational and General State Support are subject to the special and general provisions of this Act and include the following amounts for the purposes indicated.

A. Goal: INSTRUCTION/OPERATIONS			
Provide Instructional and Operations Support.			
A.1.1. Strategy: MEDICAL EDUCATION	\$	45,327,289	\$ 45,327,289
A.1.2. Strategy: BIOMEDICAL SCIENCES TRAINING Graduate Training in Biomedical Sciences.		6,151,497	6,151,497
A.1.3. Strategy: GRADUATE TRAINING IN PUBLIC HEALTH		2,736,193	2,736,193
A.1.4. Strategy: ALLIED HEALTH PROFESSIONS TRAINING		5,610,039	5,610,039
A.1.5. Strategy: PHARMACY EDUCATION		8,420,304	8,420,304
A.1.6. Strategy: GRADUATE MEDICAL EDUCATION		3,677,444	3,677,444
A.2.1. Strategy: STAFF GROUP INSURANCE PREMIUMS	\$	882,676	\$ 882,676
A.2.2. Strategy: WORKERS' COMPENSATION INSURANCE		135,000	135,000
A.2.3. Strategy: UNEMPLOYMENT INSURANCE		40,000	40,000
A.3.1. Strategy: TEXAS PUBLIC EDUCATION GRANTS	\$	<u>1,258,915</u>	\$ <u>1,258,915</u>
Total, Goal A: INSTRUCTION/OPERATIONS	\$	74,239,357	\$ 74,239,357
B. Goal: PROVIDE RESEARCH SUPPORT			
B.1.1. Strategy: RESEARCH ENHANCEMENT	\$	2,081,410	\$ 2,081,410
B.1.2. Strategy: PERFORMANCE BASED RESEARCH OPS Performance Based Research Operations.		<u>14,647,818</u>	<u>14,647,818</u>
Total, Goal B: PROVIDE RESEARCH SUPPORT	\$	16,729,228	\$ 16,729,228
C. Goal: PROVIDE INFRASTRUCTURE SUPPORT			
C.1.1. Strategy: E&G SPACE SUPPORT	\$	4,434,189	\$ 4,434,189
C.2.1. Strategy: CCAP REVENUE BONDS Capital Construction Assistance Projects Revenue Bonds.	\$	14,243,271	\$ 14,242,286
C.2.2. Strategy: LEASE OF FACILITIES		<u>70,000</u>	<u>70,000</u>
Total, Goal C: PROVIDE INFRASTRUCTURE SUPPORT	\$	18,747,460	\$ 18,746,475
D. Goal: PROVIDE NON-FORMULA SUPPORT			
D.1. Objective: HEALTH CARE			
D.1.1. Strategy: ALZHEIMER'S DIAG & TREATMENT CENTER Alzheimer's Diagnostic and Treatment Center.	\$	532,032	\$ 532,032
D.1.2. Strategy: INST. PATIENT SAFETY & PREV. HARM Institute for Patient Safety and Preventable Harm.		1,753,544	1,753,544
D.1.3. Strategy: HEALTHCARE AND WORKFORCE READINESS		5,000,000	5,000,000
D.1.4. Strategy: OPTOMETRY AND NURSING		6,250,000	6,250,000
D.2. Objective: PUBLIC SERVICE			
D.2.1. Strategy: DNA LABORATORY	\$	825,000	\$ 825,000
D.2.2. Strategy: ECON DEV & TECH COMMERCIALIZATION Economic Development & Technology Commercialization.		1,456,541	1,456,541
D.3. Objective: INSTITUTIONAL			
D.3.1. Strategy: INSTITUTIONAL ENHANCEMENT	\$	<u>616,977</u>	\$ <u>616,977</u>
Total, Goal D: PROVIDE NON-FORMULA SUPPORT	\$	16,434,094	\$ 16,434,094
E. Goal: TOBACCO FUNDS			
E.1.1. Strategy: TOBACCO EARNINGS - UNT HSC FT WORTH Tobacco Earnings for the UNT Health Science Center at Fort Worth.	\$	1,125,000	\$ 1,125,000

UNIVERSITY OF NORTH TEXAS HEALTH SCIENCE CENTER AT FORT WORTH
(Continued)

E.1.2. Strategy: TOBACCO - PERMANENT HEALTH FUND	<u>1,044,613</u>	<u>1,044,613</u>
Tobacco Earnings from the Permanent Health Fund for Higher Ed. No. 810.		

Total, Goal E: TOBACCO FUNDS	\$ <u>2,169,613</u>	\$ <u>2,169,613</u>
-------------------------------------	---------------------	---------------------

Grand Total, UNIVERSITY OF NORTH TEXAS HEALTH SCIENCE CENTER AT FORT WORTH	\$ <u>128,319,752</u>	\$ <u>128,318,767</u>
---	-----------------------	-----------------------

Object-of-Expense Informational Listing:

Salaries and Wages	\$ 44,916,745	\$ 44,854,843
Other Personnel Costs	1,903,567	1,910,463
Faculty Salaries (Higher Education Only)	34,085,874	34,071,231
Professional Salaries - Faculty Equivalent (Higher Education Only)	2,468,216	2,474,654
Professional Fees and Services	1,115,982	1,116,115
Fuels and Lubricants	23,010	23,102
Consumable Supplies	1,541,843	1,544,461
Utilities	3,041,446	3,044,085
Travel	318,373	331,297
Rent - Building	525,766	525,915
Rent - Machine and Other	379,585	379,696
Debt Service	14,243,271	14,242,286
Other Operating Expense	22,476,345	22,516,055
Capital Expenditures	<u>1,279,729</u>	<u>1,284,564</u>

Total, Object-of-Expense Informational Listing	\$ <u>128,319,752</u>	\$ <u>128,318,767</u>
---	-----------------------	-----------------------

Estimated Allocations for Employee Benefits and Debt Service Appropriations Made Elsewhere in this Act:

Employee Benefits

Retirement	\$ 5,812,819	\$ 6,002,980
Group Insurance	7,115,213	7,115,213
Social Security	<u>5,319,272</u>	<u>5,489,489</u>

Total, Estimated Allocations for Employee Benefits and Debt Service Appropriations Made Elsewhere in this Act	\$ <u>18,247,304</u>	\$ <u>18,607,682</u>
--	----------------------	----------------------

2. Performance Measure Targets. The following is a listing of the key performance target levels for the University of North Texas Health Science Center at Fort Worth. It is the intent of the Legislature that appropriations made by this Act be utilized in the most efficient and effective manner possible to achieve the intended mission of the University of North Texas Health Science Center at Fort Worth. In order to achieve the objectives and service standards established by this Act, the University of North Texas Health Science Center at Fort Worth shall make every effort to attain the following designated key performance target levels associated with each item of appropriation.

	<u>2024</u>	<u>2025</u>
A. Goal: INSTRUCTION/OPERATIONS		
Outcome (Results/Impact):		
Percent of Medical School Students Passing Part 1 or Part 2 of the National Licensing Exam on the First Attempt	95%	95%
Percent of Medical School Graduates Practicing Primary Care in Texas	35%	35%
Percent of Medical Residency Completers Practicing in Texas	60%	60%
Percent of Graduates in Family Practice in Texas	15%	15%
Percent of Graduates Entering a Family Practice Residency	20%	20%
Percent of Allied Health Graduates Passing the Certification/Licensure Exam on the First Attempt	95%	95%
Percent of Allied Health Graduates Who Are Licensed or Certified in Texas	90%	90%
Percent of Public Health School Graduates Who Are Employed in Texas	80%	80%
Administrative (Institutional Support) Cost as a Percent of Total Expenditures	8.75%	8.75%
Percent of Medical School Graduates Practicing in Texas	60%	60%
A.1.1. Strategy: MEDICAL EDUCATION		
Output (Volume):		
Total Number of Postdoctoral Research Trainees (All Schools)	25	25
Explanatory:		
Minority Admissions as a Percent of Total First-year Admissions (All Schools)	28%	30%

UNIVERSITY OF NORTH TEXAS HEALTH SCIENCE CENTER AT FORT WORTH
(Continued)

Minority Admissions as a Percent of Total DO Admissions	20%	20%
Percent of Medical School Graduates Entering a Primary Care Residency	58%	58%
Average Student Loan Debt for Medical School Graduates	115,000	115,000
Percent of Medical School Graduates with Student Loan Debt	75%	75%
A.1.6. Strategy: GRADUATE MEDICAL EDUCATION		
Output (Volume):		
Total Number of MD or DO Residents	650	675
Explanatory:		
Minority MD or DO Residents as a Percent of Total MD or DO Residents	12%	12%

B. Goal: PROVIDE RESEARCH SUPPORT

Outcome (Results/Impact):

Total External Research Expenditures	47,546,290	48,972,679
--------------------------------------	------------	------------

3. **Forensic Laboratory.** The University of North Texas Health Science Center at Fort Worth is authorized to conduct all blood and DNA tests associated with paternity testing for the Office of the Attorney General at a monetary rate not to exceed the monetary rate at which the Attorney General could obtain the service elsewhere to the extent permitted under federal law and regulations. The income derived from this testing is to be spent only on the Forensic Laboratory. In addition, the services of the Forensic Laboratory are available to other entities or interested parties approved by the University of North Texas Health Science Center at Fort Worth.

4. **Estimated Appropriation and Unexpended Balance.** Included in the amounts appropriated above are: (1) estimated appropriations of amounts available for distribution or investment returns out of the Permanent Endowment Fund for the University of North Texas Health Science Center at Fort Worth No. 819 and (2) estimated appropriations of the institution's estimated allocation of amounts available for distribution out of the Permanent Health Fund for Higher Education No. 810.
 - a. Amounts available for distribution or investment returns in excess of the amounts estimated above are also appropriated to the institution. In the event that amounts available for distribution or investment returns are less than the amounts estimated above, this Act may not be construed as appropriating funds to make up the difference.

 - b. All balances of estimated appropriations from the Permanent Endowment Fund for the University of North Texas Health Science Center at Fort Worth No. 819 and of the institution's allocation from the amounts available for distribution out of the Permanent Health Fund for Higher Education No. 810, except for any General Revenue, at the close of the fiscal year ending August 31, 2023, and the income to said fund during the fiscal years beginning September 1, 2023, are hereby appropriated. Any unexpended appropriations made above as of August 31, 2024, are hereby appropriated to the institution for the same purposes for fiscal year 2025.

5. **Institute for Patient Safety and Preventable Harm.** Out of funds appropriated to the University of North Texas Health Science Center at Fort Worth in Strategy D.1.2, Institute for Patient Safety and Preventable Harm, \$1,753,544 in General Revenue in fiscal year 2024 and \$1,753,544 in General Revenue in fiscal year 2025 will be used for the Institute for Patient Safety and Preventable Harm.

6. **Healthcare Workforce Expansion.** In order to provide maximum efficiency for students and to support healthcare workforce expansion in the North Texas region, the University of North Texas Health Science Center at Fort Worth's academic programs at sites recognized as a separate campus by either the Legislature or the Texas Higher Education Coordinating Board shall be eligible for the small class supplement component of the instruction and operations formula, if the individual program is at a remote site, and the multi-campus adjustment component of the space projection model.

7. **Healthcare and Workforce Readiness.** Out of funds appropriated above in Strategy D.1.3, Healthcare and Workforce Readiness, \$5,000,000 in General Revenue in fiscal year 2024 and \$5,000,000 in fiscal year 2025 shall be used to address healthcare and workforce readiness.

TEXAS TECH UNIVERSITY HEALTH SCIENCES CENTER

	For the Years Ending	
	August 31, 2024	August 31, 2025
Method of Financing:		
General Revenue Fund	\$ 148,518,371	\$ 148,520,993
<u>General Revenue Fund - Dedicated</u>		
Estimated Board Authorized Tuition Increases Account No. 704	\$ 5,562,918	\$ 5,562,918
Estimated Other Educational and General Income Account No. 770	11,300,440	11,300,440
Subtotal, General Revenue Fund - Dedicated	\$ 16,863,358	\$ 16,863,358
<u>Other Funds</u>		
Permanent Health Fund for Higher Education, estimated	\$ 1,367,573	\$ 1,367,573
Permanent Endowment Fund, Texas Tech University HSC (Other than El Paso) No. 821, estimated	1,515,000	1,515,000
Subtotal, Other Funds	\$ 2,882,573	\$ 2,882,573
Total, Method of Financing	\$ 168,264,302	\$ 168,266,924
Items of Appropriation:		
1. Educational and General State Support	\$ 168,264,302	\$ 168,266,924
Grand Total, TEXAS TECH UNIVERSITY HEALTH SCIENCES CENTER	\$ 168,264,302	\$ 168,266,924

This bill pattern represents an estimated 19.8% of this agency's estimated total available funds for the biennium.

Number of Full-Time-Equivalents (FTE)-Appropriated Funds	1,648.7	1,648.7
---	---------	---------

1. Informational Listing of Appropriated Funds. The appropriations made above for Educational and General State Support are subject to the special and general provisions of this Act and include the following amounts for the purposes indicated.

A. Goal: INSTRUCTION/OPERATIONS		
Provide Instructional and Operations Support.		
A.1.1. Strategy: MEDICAL EDUCATION	\$ 40,986,128	\$ 40,986,128
A.1.2. Strategy: BIOMEDICAL SCIENCES TRAINING Graduate Training in Biomedical Sciences.	2,701,421	2,701,421
A.1.3. Strategy: ALLIED HEALTH PROFESSIONS TRAINING	21,846,604	21,846,604
A.1.4. Strategy: NURSING EDUCATION	25,183,394	25,183,394
A.1.5. Strategy: PHARMACY EDUCATION	13,832,395	13,832,395
A.1.6. Strategy: GRADUATE TRAINING IN PUBLIC HEALTH	2,336,247	2,336,247
A.1.7. Strategy: GRADUATE MEDICAL EDUCATION	3,444,619	3,444,619
A.2.1. Strategy: STAFF GROUP INSURANCE PREMIUMS	\$ 1,682,458	\$ 1,682,458
A.2.2. Strategy: WORKERS' COMPENSATION INSURANCE	316,259	316,259
A.3.1. Strategy: TEXAS PUBLIC EDUCATION GRANTS	\$ 1,648,379	\$ 1,648,379
Total, Goal A: INSTRUCTION/OPERATIONS	\$ 113,977,904	\$ 113,977,904
B. Goal: PROVIDE RESEARCH SUPPORT		
B.1.1. Strategy: RESEARCH ENHANCEMENT	\$ 1,952,551	\$ 1,952,551
B.1.2. Strategy: PERFORMANCE BASED RESEARCH OPS Performance Based Research Operations.	1,926,044	1,926,043
Total, Goal B: PROVIDE RESEARCH SUPPORT	\$ 3,878,595	\$ 3,878,594
C. Goal: PROVIDE INFRASTRUCTURE SUPPORT		
C.1.1. Strategy: E&G SPACE SUPPORT	\$ 9,703,847	\$ 9,703,847
C.2.1. Strategy: CCAP REVENUE BONDS Capital Construction Assistance Projects Revenue Bonds.	\$ 15,076,286	\$ 15,078,909
Total, Goal C: PROVIDE INFRASTRUCTURE SUPPORT	\$ 24,780,133	\$ 24,782,756

TEXAS TECH UNIVERSITY HEALTH SCIENCES CENTER
(Continued)

D. Goal: PROVIDE NON-FORMULA SUPPORT

D.1. Objective: INSTRUCTION/OPERATION

D.1.1. Strategy: INTEGRATED HEALTH NETWORK	\$ 872,395	\$ 872,395
D.1.2. Strategy: MEDICAL EDUCATION - ODESSA	924,462	924,462
D.1.3. Strategy: PHYSICIAN ASSISTANT PROGRAM	427,845	427,845
D.1.4. Strategy: SCHOOL OF PUBLIC HEALTH School of Population and Public Health.	956,708	956,708
D.1.5. Strategy: TELEHEALTH TECH & INNOVATION Institute for Telehealth Technology and Innovation.	5,000,000	5,000,000

D.2. Objective: RESIDENCY TRAINING

D.2.1. Strategy: FAMILY/COMMUNITY MEDICINE RESIDENCY Family and Community Medicine Residency Training Program.	\$ 356,112	\$ 356,112
D.2.2. Strategy: MIDLAND MEDICAL RESIDENCY Midland Medical Residency.	1,150,744	1,150,744
D.2.3. Strategy: PERMIAN BASIN RURAL GEN SURGICAL Permian Basin Rural General Surgical Residency.	838,002	838,002

D.3. Objective: HEALTH CARE

D.3.1. Strategy: RURAL HEALTH CARE	\$ 3,173,058	\$ 3,173,058
D.3.2. Strategy: WEST TX AREA HLTH ED CTR (AHEC) West Texas Area Health Education Center (AHEC).	1,732,800	1,732,800

D.4. Objective: INSTITUTIONAL

D.4.1. Strategy: INSTITUTIONAL ENHANCEMENT	<u>\$ 7,312,971</u>	<u>\$ 7,312,971</u>
---	---------------------	---------------------

Total, Goal D: PROVIDE NON-FORMULA SUPPORT	\$ 22,745,097	\$ 22,745,097
---	---------------	---------------

E. Goal: TOBACCO FUNDS

E.1.1. Strategy: TOBACCO EARNINGS TX TECH UNIV HSC Tobacco Earnings for Texas Tech University Health Sciences Center.	\$ 1,515,000	\$ 1,515,000
E.1.2. Strategy: TOBACCO - PERMANENT HEALTH FUND Tobacco Earnings from the Permanent Health Fund for Higher Ed. No. 810.	<u>1,367,573</u>	<u>1,367,573</u>

Total, Goal E: TOBACCO FUNDS	<u>\$ 2,882,573</u>	<u>\$ 2,882,573</u>
-------------------------------------	---------------------	---------------------

Grand Total, TEXAS TECH UNIVERSITY HEALTH SCIENCES CENTER	<u>\$ 168,264,302</u>	<u>\$ 168,266,924</u>
--	-----------------------	-----------------------

Object-of-Expense Informational Listing:

Salaries and Wages	\$ 63,088,057	\$ 65,804,188
Other Personnel Costs	3,267,535	3,258,499
Faculty Salaries (Higher Education Only)	66,845,573	65,156,113
Professional Salaries - Faculty Equivalent (Higher Education Only)	594,877	0
Professional Fees and Services	5,450,729	5,386,519
Fuels and Lubricants	10,552	0
Consumable Supplies	344,729	454,168
Utilities	1,595,212	1,850,049
Travel	124,309	58,112
Rent - Machine and Other	24,478	0
Debt Service	15,076,286	15,078,909
Other Operating Expense	11,668,064	11,209,150
Capital Expenditures	<u>173,901</u>	<u>11,217</u>

Total, Object-of-Expense Informational Listing	<u>\$ 168,264,302</u>	<u>\$ 168,266,924</u>
---	-----------------------	-----------------------

Estimated Allocations for Employee Benefits and Debt Service Appropriations Made Elsewhere in this Act:

<u>Employee Benefits</u>		
Retirement	\$ 9,577,094	\$ 9,857,083
Group Insurance	21,728,680	21,728,680
Social Security	<u>12,189,909</u>	<u>12,579,986</u>

Total, Estimated Allocations for Employee Benefits and Debt Service Appropriations Made Elsewhere in this Act	<u>\$ 43,495,683</u>	<u>\$ 44,165,749</u>
--	----------------------	----------------------

TEXAS TECH UNIVERSITY HEALTH SCIENCES CENTER
(Continued)

2. Performance Measure Targets. The following is a listing of the key performance target levels for the Texas Tech University Health Sciences Center. It is the intent of the Legislature that appropriations made by this Act be utilized in the most efficient and effective manner possible to achieve the intended mission of the Texas Tech University Health Sciences Center. In order to achieve the objectives and service standards established by this Act, the Texas Tech University Health Sciences Center shall make every effort to attain the following designated key performance target levels associated with each item of appropriation.

	<u>2024</u>	<u>2025</u>
A. Goal: INSTRUCTION/OPERATIONS		
Outcome (Results/Impact):		
Percent of Medical School Students Passing Part 1 or Part 2 of the National Licensing Exam on the First Attempt	97%	97%
Percent of Medical School Graduates Practicing Primary Care in Texas	26%	26%
Percent of Medical Residency Completers Practicing in Texas	57%	57%
Percent of Allied Health Graduates Passing the Certification/Licensure Exam on the First Attempt	93%	93%
Percent of Allied Health Graduates Who Are Licensed or Certified in Texas	82%	82%
Percent of Bachelor of Science in Nursing Graduates Passing the National Licensing Exam on the First Attempt in Texas	90%	90%
Percent of Bachelor of Science in Nursing Graduates Who Are Licensed in Texas	95%	95%
Percent of Pharmacy School Graduates Passing the National Licensing Exam on the First Attempt	90%	90%
Percent of Pharmacy School Graduates Who Are Licensed in Texas	95%	95%
Administrative (Institutional Support) Cost as a Percent of Total Expenditures	5.3%	5.3%
Percent of Medical School Graduates Practicing in Texas	60%	60%
A.1.1. Strategy: MEDICAL EDUCATION		
Efficiencies:		
Avg Cost of Resident Undergraduate Tuition and Fees for 15 Semester Credit Hours	5,367	5,501
Explanatory:		
Minority Admissions as a Percent of Total First-year Admissions (All Schools)	35%	35%
Minority MD Admissions as a Percent of Total MD Admissions	21%	21%
Percent of Medical School Graduates Entering a Primary Care Residency	50%	50%
Average Student Loan Debt for Medical School Graduates	107,000	108,000
Percent of Medical School Graduates Students with Student Loan Debt	72%	72%
Average Financial Aid Award per Full-time Student	11,700	11,800
Percent of Full-time Students Receiving Financial Aid	68%	68%
A.1.4. Strategy: NURSING EDUCATION		
Explanatory:		
Percent of Master of Science in Nursing Graduates Granted Advanced Practice Status in Texas	65%	65%
A.1.7. Strategy: GRADUATE MEDICAL EDUCATION		
Output (Volume):		
Total Number of MD or DO Residents	612	618
Explanatory:		
Minority MD or DO Residents as a Percent of Total MD or DO Residents	22%	22%
B. Goal: PROVIDE RESEARCH SUPPORT		
Outcome (Results/Impact):		
Total External Research Expenditures	18,805,100	19,275,200

3. Appropriation of Costs for Health Care to Inmates. None of the funds appropriated above shall be expended to provide or support the provision of health care to inmates of the Texas Department of Criminal Justice (TDCJ). It is the intent of the Legislature that all costs for providing health care to inmates of the TDCJ including costs of operating TDCJ hospital facilities in Galveston County and Lubbock County shall be paid from appropriations made to the TDCJ, from General Revenue benefits appropriations made elsewhere in this Act, and from any financial reserves from contracts with TDCJ that are held by the university for the correctional health care services. Appropriations made to the TDCJ for the provision of inmate health care services shall be expended in accordance with Government Code, Chapter 501, Subchapter E.

TEXAS TECH UNIVERSITY HEALTH SCIENCES CENTER
(Continued)

Notwithstanding any other provision of this Act, contract services funds appropriated to TDCJ and provided to the University are eligible to receive state-paid General Revenue benefits support for Retirement, Group Insurance, and Social Security from funds appropriated elsewhere in this Act. For purposes of the requirements of Article IX, Sec. 6.08 Benefits Proportional by Method of Finance of this Act, contract services funds appropriated to TDCJ and provided to the University for correctional health care services shall be treated as if the funds received are appropriated by this Act and are not required to be held in the state treasury.

- 4. Estimated Appropriation and Unexpended Balance.** Included in the amounts appropriated above are: (1) estimated appropriations of amounts available for distribution or investment returns out of the Permanent Endowment Fund for the Texas Tech University Health Sciences Center at locations other than El Paso No. 821 and (2) estimated appropriations of the institution's estimated allocation of amounts available for distribution out of the Permanent Health Fund for Higher Education No. 810.
 - a. Amounts available for distribution or investment returns in excess of the amounts estimated are also appropriated to the institution. In the event that amounts available for distribution or investment returns are less than the amounts estimated above, this Act may not be construed as appropriating funds to make up the difference.
 - b. All balances of estimated appropriations from the Permanent Endowment Fund for the Texas Tech University Health Sciences Center at locations other than El Paso No. 821 and of the institution's allocation from the amounts available for distribution out of the Permanent Health Fund for Higher Education No. 810, except for any General Revenue, at the close of the fiscal year ending August 31, 2023, and the income to said fund during the fiscal years beginning September 1, 2023, are hereby appropriated. Any unexpended appropriations made above as of August 31, 2024, are hereby appropriated to the institution for the same purposes for fiscal year 2025.
- 5. Campus Academic Programs.** Texas Tech University Health Sciences Center academic programs at sites recognized as separate campuses by either the Legislature or the Texas Higher Education Coordinating Board shall be eligible for the small class supplement component of the instruction and operations formula, if the individual program is at a remote site, and the multi-campus adjustment component of the space projection model.
- 6. School of Population and Public Health.** Out of funds appropriated to Texas Tech University Health Sciences Center in Strategy D.1.4, School of Population and Public Health, \$956,708 in General Revenue in fiscal year 2024 and \$956,708 in General Revenue in fiscal year 2025 will be used for the School of Public Health.
- 7. Contingency for Behavioral Health Funds.** Notwithstanding appropriation authority granted above, the Comptroller of Public Accounts shall not allow the expenditure of General Revenue-Related behavioral health funds for the Texas Tech University Health Sciences Center in Strategy D.3.1, Rural Health Care in fiscal year 2024 or fiscal year 2025, as identified in Art. IX, Sec. 10.04, Statewide Behavioral Health Strategic Plan and Coordinated Expenditures, if the Legislative Budget Board provides notification to the Comptroller of Public Accounts that the agency's planned expenditure of those funds in fiscal year 2024 or fiscal year 2025 does not satisfy the requirements of Art. IX, Sec. 10.04, Statewide Behavioral Health Strategic Plan and Coordinated Expenditures.
- 8. Permian Basin Rural General Surgical Resident Training Program.** Out of funds appropriated in Strategy D.2.3, Permian Basin General Surgical Residency, \$838,002 in General Revenue in fiscal year 2024 and \$838,002 in General Revenue in fiscal year 2025 will be used to support the Permian Basin General Surgical Resident Training Program.
- 9. Institute for Telehealth Technology and Innovation.** Out of funds appropriated above in Strategy E.1.5, Institute for Telehealth Technology and Innovation, \$5,000,000 in General Revenue in fiscal year 2024 and \$5,000,000 in General Revenue in fiscal year 2025 shall be used to support the Institute for Telehealth Technology and Innovation.

TEXAS TECH UNIVERSITY HEALTH SCIENCES CENTER AT EL PASO

	For the Years Ending	
	August 31, 2024	August 31, 2025
	<u> </u>	<u> </u>
Method of Financing:		
General Revenue Fund	\$ 77,950,889	\$ 77,957,532
<u>General Revenue Fund - Dedicated</u>		
Estimated Board Authorized Tuition Increases Account No. 704	\$ 248,260	\$ 248,260
Estimated Other Educational and General Income Account No. 770	<u>3,336,840</u>	<u>3,336,840</u>
Subtotal, General Revenue Fund - Dedicated	\$ 3,585,100	\$ 3,585,100
<u>Other Funds</u>		
Permanent Health Fund for Higher Education, estimated	\$ 1,238,841	\$ 1,238,841
Permanent Endowment Fund, Texas Tech University HSC El Paso No. 820, estimated	<u>1,400,000</u>	<u>1,400,000</u>
Subtotal, Other Funds	<u>\$ 2,638,841</u>	<u>\$ 2,638,841</u>
Total, Method of Financing	<u><u>\$ 84,174,830</u></u>	<u><u>\$ 84,181,473</u></u>
Items of Appropriation:		
1. Educational and General State Support	\$ 84,174,830	\$ 84,181,473
Grand Total, TEXAS TECH UNIVERSITY HEALTH SCIENCES CENTER AT EL PASO	<u><u>\$ 84,174,830</u></u>	<u><u>\$ 84,181,473</u></u>

This bill pattern represents an estimated 28.2% of this agency's estimated total available funds for the biennium.

Number of Full-Time-Equivalents (FTE)-Appropriated Funds	712.9	712.9
---	-------	-------

1. Informational Listing of Appropriated Funds. The appropriations made above for Educational and General State Support are subject to the special and general provisions of this Act and include the following amounts for the purposes indicated.

A. Goal: INSTRUCTION/OPERATIONS		
Provide Instructional and Operations Support.		
A.1.1. Strategy: MEDICAL EDUCATION	\$ 20,924,496	\$ 20,924,496
A.1.2. Strategy: DENTAL EDUCATION	4,502,264	4,502,264
A.1.3. Strategy: BIOMEDICAL SCIENCES TRAINING	336,621	336,621
Graduate Training in Biomedical Sciences.		
A.1.4. Strategy: NURSING EDUCATION	3,568,414	3,568,414
A.1.5. Strategy: GRADUATE MEDICAL EDUCATION	1,767,084	1,767,084
A.1.6. Strategy: PERFORMANCE BASED BORDER HEALTH OPS	14,444,471	14,444,471
Performance Based Border Health Operations.		
A.2.1. Strategy: STAFF GROUP INSURANCE PREMIUMS	\$ 351,695	\$ 351,695
A.2.2. Strategy: WORKERS' COMPENSATION INSURANCE	105,419	105,419
A.3.1. Strategy: TEXAS PUBLIC EDUCATION GRANTS	\$ 502,698	\$ 502,698
A.3.2. Strategy: DENTAL LOANS	<u>3,996</u>	<u>3,996</u>
Total, Goal A: INSTRUCTION/OPERATIONS	\$ 46,507,158	\$ 46,507,158
B. Goal: PROVIDE RESEARCH SUPPORT		
B.1.1. Strategy: RESEARCH ENHANCEMENT	\$ 1,570,478	\$ 1,570,478
C. Goal: PROVIDE INFRASTRUCTURE SUPPORT		
C.1.1. Strategy: E&G SPACE SUPPORT	\$ 3,246,280	\$ 3,246,280
C.2.1. Strategy: CCAP REVENUE BONDS	<u>15,998,006</u>	<u>16,004,649</u>
Capital Construction Assistance Projects		
Revenue Bonds.		
Total, Goal C: PROVIDE INFRASTRUCTURE SUPPORT	\$ 19,244,286	\$ 19,250,929
D. Goal: PROVIDE HEALTH CARE SUPPORT		
D.1.1. Strategy: DENTAL CLINIC OPERATIONS	\$ 3,000,000	\$ 3,000,000

TEXAS TECH UNIVERSITY HEALTH SCIENCES CENTER AT EL PASO
(Continued)

E. Goal: PROVIDE NON-FORMULA SUPPORT		
E.1. Objective: INSTRUCTION/OPERATION		
E.1.1. Strategy: SOUTH TEXAS PROFESSIONAL EDUCATION	\$ 537,047	\$ 537,047
South Texas Border Region Health Professional Education.		
E.1.2. Strategy: ACADEMIC SUPPORT-BORDER DEVELOPMENT	259,086	259,086
Academic Operations Support - Border Region Development.		
E.1.3. Strategy: SCHOOL OF DENTAL MEDICINE	7,000,000	7,000,000
Woody L. Hunt School of Dental Medicine.		
E.2. Objective: RESIDENCY TRAINING		
E.2.1. Strategy: BORDER HEALTH - RESIDENT SUPPORT	\$ 2,534,426	\$ 2,534,426
Border Health Care Support - Resident Support.		
E.3. Objective: RESEARCH		
E.3.1. Strategy: DIABETES RESEARCH CENTER	\$ 190,388	\$ 190,388
E.4. Objective: INSTITUTIONAL		
E.4.1. Strategy: INSTITUTIONAL ENHANCEMENT	<u>\$ 693,120</u>	<u>\$ 693,120</u>
Total, Goal E: PROVIDE NON-FORMULA SUPPORT	<u>\$ 11,214,067</u>	<u>\$ 11,214,067</u>
F. Goal: TOBACCO FUNDS		
F.1.1. Strategy: TOBACCO EARNINGS TX TECH HSC ELPASO	\$ 1,400,000	\$ 1,400,000
Tobacco Earnings - Texas Tech Univ Health Sciences Center (El Paso).		
F.1.2. Strategy: TOBACCO - PERMANENT HEALTH FUND	<u>1,238,841</u>	<u>1,238,841</u>
Tobacco Earnings from the Permanent Health Fund for Higher Ed. No. 810.		
Total, Goal F: TOBACCO FUNDS	<u>\$ 2,638,841</u>	<u>\$ 2,638,841</u>
Grand Total, TEXAS TECH UNIVERSITY HEALTH SCIENCES CENTER AT EL PASO	<u>\$ 84,174,830</u>	<u>\$ 84,181,473</u>
Object-of-Expense Informational Listing:		
Salaries and Wages	\$ 32,829,536	\$ 32,811,422
Other Personnel Costs	683,881	682,117
Faculty Salaries (Higher Education Only)	19,956,873	19,961,283
Professional Salaries - Faculty Equivalent (Higher Education Only)	64,799	64,812
Professional Fees and Services	495,856	493,409
Fuels and Lubricants	6,322	4,876
Consumable Supplies	154,150	2,882,251
Utilities	574,134	572,810
Travel	26,968	26,061
Rent - Building	65,343	65,181
Rent - Machine and Other	51,494	50,574
Debt Service	15,998,006	16,004,649
Other Operating Expense	<u>13,267,468</u>	<u>10,562,028</u>
Total, Object-of-Expense Informational Listing	<u>\$ 84,174,830</u>	<u>\$ 84,181,473</u>
Estimated Allocations for Employee Benefits and Debt Service Appropriations Made Elsewhere in this Act:		
<u>Employee Benefits</u>		
Retirement	\$ 4,099,332	\$ 4,218,373
Group Insurance	6,120,294	6,120,294
Social Security	<u>3,556,919</u>	<u>3,670,741</u>
Total, Estimated Allocations for Employee Benefits and Debt Service Appropriations Made Elsewhere in this Act	<u>\$ 13,776,545</u>	<u>\$ 14,009,408</u>

2. Performance Measure Targets. The following is a listing of the key performance target levels for the Texas Tech University Health Sciences Center at El Paso. It is the intent of the Legislature that appropriations made by this Act be utilized in the most efficient and effective manner possible to achieve the intended mission of the Texas Tech University Health Sciences

TEXAS TECH UNIVERSITY HEALTH SCIENCES CENTER AT EL PASO
(Continued)

Center at El Paso. In order to achieve the objectives and service standards established by this Act, the Texas Tech University Health Sciences Center at El Paso shall make every effort to attain the following designated key performance target levels associated with each item of appropriation.

	<u>2024</u>	<u>2025</u>
A. Goal: INSTRUCTION/OPERATIONS		
Outcome (Results/Impact):		
Percent of Medical School Students Passing Part 1 or Part 2 of the National Licensing Exam on the First Attempt	95%	95%
Percent of Medical Residency Completers Practicing in Texas	40%	40%
Percent of Bachelor of Science in Nursing Graduates Passing the National Licensing Exam on the First Attempt in Texas	85%	85%
Percent of Bachelor of Science in Nursing Graduates Who Are Licensed in Texas	90%	90%
Administrative (Institutional Support) Cost as a Percent of Total Expenditures	6.9%	6.9%
Percent of Dental School Graduates Admitted to an Advanced Education Program in General Dentistry	0%	25%
Students Who Pass Part 1 or Part 2 of the National Board Dental Examination on the First Attempt during the Reporting Period	0%	90%
A.1.1. Strategy: MEDICAL EDUCATION		
Efficiencies:		
Average Cost of Resident Undergraduate Tuition and Fees for 15 Semester Credit Hours	6,481	6,564
Explanatory:		
Minority Admissions as a Percent of Total First-year Admissions (All Schools)	58%	58%
Minority MD Admissions as a Percent of Total MD Admissions	30%	30%
Percent of Medical School Graduates Entering a Primary Care Residency	50%	50%
Average Student Loan Debt for Medical School Graduates	128,399	130,967
Percent of Medical School Graduates with Student Loan Debt	86.36%	88.09%
Average Financial Aid Award per Full-time Student	10,939	11,158
Percent of Full-time Students Receiving Financial Aid	91%	91%
A.1.2. Strategy: DENTAL EDUCATION		
Explanatory:		
Minority Admissions as a Percent of Total Dental School Admissions	35%	35%
A.1.5. Strategy: GRADUATE MEDICAL EDUCATION		
Output (Volume):		
Total Number of MD or DO Residents	280	280
Explanatory:		
Minority MD or DO Residents as a Percent of Total MD or DO Residents	38%	38%
B. Goal: PROVIDE RESEARCH SUPPORT		
Outcome (Results/Impact):		
Total External Research Expenditures	2,909,826	3,055,318

3. El Paso Center for Border Health Research. Funds appropriated above provide funding for Texas Tech University Health Sciences Center at El Paso's collaboration with the University of Texas at El Paso and The El Paso Center for Border Health Research, a component of the Paso del Norte Regional Health Institute located in the City of El Paso. Funding included above is for research, in areas not limited to, but focusing on and including, infectious diseases such as tuberculosis, Hispanic health issues such as diabetes and hypertension, border environmental health issues such as those associated with water and air quality, and children's health.

4. Estimated Appropriation and Unexpended Balance. Included in the amounts appropriated above are: (1) estimated appropriations of amounts available for distribution or investment returns out of the Permanent Endowment Fund for the Texas Tech University Health Sciences Center at El Paso No. 820 and (2) estimated appropriations of the institution's estimated allocation of amounts available for distribution out of the Permanent Health Fund for Higher Education No. 810.

- a. Amounts available for distribution or investment returns in excess of the amounts estimated are also appropriated to the institution. In the event that amounts available for distribution or investment returns are less than the amounts estimated above, this Act may not be construed as appropriating funds to make up the difference.

TEXAS TECH UNIVERSITY HEALTH SCIENCES CENTER AT EL PASO

(Continued)

b. All balances of estimated appropriations from the Permanent Endowment Fund for the Texas Tech University Health Sciences Center at El Paso No. 820 and of the institution's allocation from the amounts available for distribution out of the Permanent Health Fund for Higher Education No. 810, except for any General Revenue, at the close of the fiscal year ending August 31, 2023, and the income to said fund during the fiscal years beginning September 1, 2023, are hereby appropriated. Any unexpended appropriations made above as of August 31, 2024, are hereby appropriated to the institution for the same purposes for fiscal year 2025.

5. Campus Academic Programs. Texas Tech University Health Sciences Center at El Paso academic programs at sites recognized as separate campuses by either the Legislature or the Texas Higher Education Coordinating Board shall be eligible for the small class supplement component of the instruction and operations formula, if the individual program is at a remote site, and the multi-campus adjustment component of the space projection model.

6. Dental School. The Texas Tech University Health Sciences Center at El Paso is authorized to initiate curriculum design and development, faculty recruitment, and commencement of organization and other processes necessary to attain accreditation of a four-year dental school. The Texas Tech University Health Sciences Center at El Paso shall seek the support of the El Paso community, El Paso area foundations, units of local government and any other individuals, groups and entities that may support and contribute to the development and establishment of a dental school.

7. Informational Listing - Texas Tech University Health Sciences Center at El Paso Patient Income. The following is an informational listing of the estimated amount of patient income for Texas Tech University Health Sciences Center at El Paso during the 2024-25 biennium. The Full-Time Equivalents (FTEs) included in this informational listing shall not be counted for purposes of calculating the limitations within Article IX, Section 6.10.

	<u>2024</u>	<u>2025</u>
Health Related Institutions Patient Income, estimated	\$130,106	\$145,261
Number of Full-Time-Equivalents (FTEs) - Patient Income	3.0	3.5

UNIVERSITY OF HOUSTON COLLEGE OF MEDICINE

	For the Years Ending	
	August 31, 2024	August 31, 2025
Method of Financing:		
General Revenue Fund	\$ 17,766,491	\$ 17,766,491
<u>General Revenue Fund - Dedicated</u>		
Estimated Board Authorized Tuition Increases Account No. 704	\$ 192,963	\$ 192,963
Estimated Other Educational and General Income Account No. 770	<u>1,171,062</u>	<u>1,171,062</u>
Subtotal, General Revenue Fund - Dedicated	\$ 1,364,025	\$ 1,364,025
Permanent Health Fund for Higher Education, estimated	\$ <u>1,100,000</u>	\$ <u>1,100,000</u>
Total, Method of Financing	\$ <u>20,230,516</u>	\$ <u>20,230,516</u>
Items of Appropriation:		
1. Educational and General State Support	\$ 20,230,516	\$ 20,230,516
Grand Total, UNIVERSITY OF HOUSTON COLLEGE OF MEDICINE	\$ <u>20,230,516</u>	\$ <u>20,230,516</u>

UNIVERSITY OF HOUSTON COLLEGE OF MEDICINE
(Continued)

This bill pattern represents an estimated 75.7% of this agency's estimated total available funds for the biennium.

Number of Full-Time-Equivalents (FTE)-Appropriated Funds 135.9 135.9

1. Informational Listing of Appropriated Funds. The appropriations made above for Educational and General State Support are subject to the special and general provisions of this Act and include the following amounts for the purposes indicated.

A. Goal: INSTRUCTION/OPERATIONS		
Provide Instructional And Operations Support.		
A.1.1. Strategy: MEDICAL EDUCATION	\$ 5,718,906	\$ 5,718,906
A.1.2. Strategy: GRADUATE MEDICAL EDUCATION	961,150	961,150
A.2.1. Strategy: STAFF GROUP INSURANCE PREMIUMS	\$ 35,268	\$ 35,268
A.3.1. Strategy: TEXAS PUBLIC EDUCATION GRANTS	<u>\$ 99,447</u>	<u>\$ 99,447</u>
Total, Goal A: INSTRUCTION/OPERATIONS	\$ 6,814,771	\$ 6,814,771
B. Goal: PROVIDE RESEARCH SUPPORT		
B.1.1. Strategy: RESEARCH ENHANCEMENT	\$ 1,421,356	\$ 1,421,356
C. Goal: PROVIDE INFRASTRUCTURE SUPPORT		
C.1.1. Strategy: E&G SPACE SUPPORT	\$ 894,389	\$ 894,389
D. Goal: PROVIDE NON-FORMULA SUPPORT		
D.1. Objective: INSTRUCTION/OPERATION		
Provide Instructional and Operations Support.		
D.1.1. Strategy: COLLEGE OF MEDICINE	\$ 10,000,000	\$ 10,000,000
E. Goal: TOBACCO FUNDS		
E.1.1. Strategy: TOBACCO-PERMANENT HEALTH FUND	<u>\$ 1,100,000</u>	<u>\$ 1,100,000</u>
Tobacco Earnings from the Permanent Health Fund for Higher Ed. No. 810.		
Grand Total, UNIVERSITY OF HOUSTON COLLEGE OF MEDICINE	<u>\$ 20,230,516</u>	<u>\$ 20,230,516</u>

Object-of-Expense Informational Listing:		
Salaries and Wages	\$ 6,404,431	\$ 6,767,613
Other Personnel Costs	265,144	287,783
Faculty Salaries (Higher Education Only)	8,068,701	9,155,969
Professional Fees and Services	20,315	20,443
Consumable Supplies	5,520	13,486
Utilities	0	759,646
Rent - Machine and Other	440,801	440,801
Other Operating Expense	4,898,454	2,657,625
Capital Expenditures	<u>127,150</u>	<u>127,150</u>
Total, Object-of-Expense Informational Listing	<u>\$ 20,230,516</u>	<u>\$ 20,230,516</u>

Estimated Allocations for Employee Benefits and Debt Service Appropriations Made Elsewhere in this Act:		
<u>Employee Benefits</u>		
Group Insurance	\$ 668,350	\$ 668,350
Social Security	<u>473,601</u>	<u>488,757</u>
Total, Estimated Allocations for Employee Benefits and Debt Service Appropriations Made Elsewhere in this Act	<u>\$ 1,141,951</u>	<u>\$ 1,157,107</u>

2. Performance Measure Targets. The following is a listing of the key performance target levels for the University of Houston College of Medicine. It is the intent of the Legislature that appropriations made by this Act be utilized in the most efficient and effective manner possible to achieve the intended mission of the University of Houston College of Medicine. In order to achieve the objectives and service standards established by this Act, the University of Houston College of Medicine shall make every effort to attain the following designated key performance target levels associated with each item of appropriation.

UNIVERSITY OF HOUSTON COLLEGE OF MEDICINE
(Continued)

	2024	2025
A. Goal: INSTRUCTION/OPERATIONS		
Outcome (Results/Impact):		
Percent of Medical School Students Passing Part 1 or Part 2 of the National Licensing Exam on the First Attempt	90%	90%
Percent of Medical Residency Completers Practicing in Texas	0%	0%
A.1.1. Strategy: MEDICAL EDUCATION		
Explanatory:		
Minority Admissions As a Percent of Total First-year Admissions (All Schools)	58%	60%
Minority MD Admissions As a Percent of Total MD Admissions	58%	60%
Percent of Medical School Graduates Entering a Primary Care Residency	0%	0%
Average Student Loan Debt for Medical School Graduates	0	0
Percent of Medical School Graduates with Student Loan Debt	0%	0%
A.1.2. Strategy: GRADUATE MEDICAL EDUCATION		
Output (Volume):		
Total Number of MD or DO Residents	0	0
Explanatory:		
Minority MD or DO Residents As a Percent of Total MD or DO Residents	0%	0%
B. Goal: PROVIDE RESEARCH SUPPORT		
Outcome (Results/Impact):		
Total External Research Expenditures	851,143	851,143

3. Estimated Appropriation and Unexpended Balance. Included in the amounts appropriated above are estimated appropriations of the institution's estimated allocation of amounts available for distribution out of the Permanent Health Fund for Higher Education No. 810.

- a. Amounts available for distribution or investment returns in excess of the amounts estimated above are also appropriated to the institution. In the event that amounts available for distribution or investment returns are less than the amounts estimated above, this Act may not be construed as appropriating funds to make up the difference.
- b. All balances of estimated appropriations from the institution's allocation from the amounts available for distribution out of the Permanent Health Fund for Higher Education No. 810, except for any General Revenue, at the close of the fiscal year ending August 31, 2023, and the income to said fund during the fiscal years beginning September 1, 2023, are hereby appropriated. Any unexpended appropriations made above as of August 31, 2024, are hereby appropriated to the institution for the same purposes for fiscal year 2025.

SAM HOUSTON STATE UNIVERSITY COLLEGE OF OSTEOPATHIC MEDICINE

	For the Years Ending	
	August 31, 2024	August 31, 2025
Method of Financing:		
General Revenue Fund	\$ 16,160,792	\$ 16,160,792
GR Dedicated - Estimated Other Educational and General Income Account No. 770	\$ 1,074,228	\$ 1,074,228
Permanent Health Fund for Higher Education, estimated	\$ 1,129,986	\$ 1,129,986
Total, Method of Financing	\$ 18,365,006	\$ 18,365,006
Items of Appropriation:		
1. Educational and General State Support	\$ 18,365,006	\$ 18,365,006
Grand Total, SAM HOUSTON STATE UNIVERSITY COLLEGE OF OSTEOPATHIC MEDICINE	\$ 18,365,006	\$ 18,365,006

This bill pattern represents an estimated 72.4% of this agency's estimated total available funds for the biennium.

SAM HOUSTON STATE UNIVERSITY COLLEGE OF OSTEOPATHIC MEDICINE
(Continued)

Number of Full-Time-Equivalents (FTE)-
Appropriated Funds 137.7 137.7

1. Informational Listing of Appropriated Funds. The appropriations made above for Educational and General State Support are subject to the special and general provisions of this Act and include the following amounts for the purposes indicated.

A. Goal: INSTRUCTION/OPERATIONS		
Provide Instructional And Operations Support.		
A.1.1. Strategy: MEDICAL EDUCATION	\$ 15,196,343	\$ 15,196,343
A.2.1. Strategy: STAFF GROUP INSURANCE PREMIUMS	<u>\$ 18,216</u>	<u>\$ 18,216</u>
Total, Goal A: INSTRUCTION/OPERATIONS	\$ 15,214,559	\$ 15,214,559
B. Goal: PROVIDE RESEARCH SUPPORT		
B.1.1. Strategy: RESEARCH ENHANCEMENT	\$ 1,418,260	\$ 1,418,260
C. Goal: PROVIDE INFRASTRUCTURE SUPPORT		
C.1.1. Strategy: E&G SPACE SUPPORT	\$ 602,201	\$ 602,201
D. Goal: TOBACCO FUNDS		
D.1.1. Strategy: TOBACCO-PERMANENT HEALTH FUND	<u>\$ 1,129,986</u>	<u>\$ 1,129,986</u>
Tobacco Earnings From The Permanent Health Fund For Higher Ed. No. 810.		
Grand Total, SAM HOUSTON STATE UNIVERSITY COLLEGE OF OSTEOPATHIC MEDICINE	<u>\$ 18,365,006</u>	<u>\$ 18,365,006</u>

Object-of-Expense Informational Listing:		
Other Operating Expense	<u>\$ 18,365,006</u>	<u>\$ 18,365,006</u>
Total, Object-of-Expense Informational Listing	<u>\$ 18,365,006</u>	<u>\$ 18,365,006</u>

Estimated Allocations for Employee Benefits and Debt Service Appropriations Made Elsewhere in this Act:		
<u>Employee Benefits</u>		
Group Insurance	\$ 41,815	\$ 41,815
Social Security	<u>1,357,461</u>	<u>1,357,461</u>
Total, Estimated Allocations for Employee Benefits and Debt Service Appropriations Made Elsewhere in this Act	<u>\$ 1,399,276</u>	<u>\$ 1,399,276</u>

3. Estimated Appropriation and Unexpended Balance. Included in the amounts appropriated above are estimated appropriations of the institution's estimated allocation of amounts available for distribution out of the Permanent Health Fund for Higher Education No. 810.

- (a) Amounts available for distribution or investment returns in excess of the amounts estimated above are also appropriated to the institution. In the event that amounts available for distribution or investment returns are less than the amounts estimated above, this Act may not be construed as appropriating funds to make up the difference.
- (b) All balances of estimated appropriations from the institution's allocation from the amounts available for distribution out of the Permanent Health Fund for Higher Education No. 810, except for any General Revenue, at the close of the fiscal year ending August 31, 2023, and the income to said fund during the fiscal years beginning September 1, 2023, are hereby appropriated. Any unexpended appropriations made above as of August 31, 2024, are hereby appropriated to the institution for the same purposes for fiscal year 2025.

4. Contingency for Formula Funding.¹ Included in the amounts above to Sam Houston State University College of Osteopathic Medicine are \$32,321,584 in General Revenue and \$2,112,024 in GR-Dedicated Account No. 770 for the 2024-25 biennium to support instruction and operation, research enhancement, and educational space support contingent on the enactment of legislation by the Eighty-eighth Legislature, Regular Session relating to the modification of Section 96.66(h) of the Texas Education Code to allow for the Sam Houston State University College of Osteopathic Medicine to attain eligibility for state appropriated formula funding.

SAM HOUSTON STATE UNIVERSITY COLLEGE OF OSTEOPATHIC MEDICINE
(Continued)

¹ Relevant legislation was passed and enacted. Senate Bill 1563, 88th Legislature, Regular Session, relating to the eligibility of Sam Houston State University College of Osteopathic Medicine to receive formula funding passed.

PUBLIC COMMUNITY/JUNIOR COLLEGES

	For the Years Ending	
	August 31, 2024	August 31, 2025
Method of Financing:		
General Revenue Fund ^{1, 2}	\$ 1,157,420,867	\$ 1,155,420,828
Total, Method of Financing	<u>\$ 1,157,420,867</u>	<u>\$ 1,155,420,828</u>
Items of Appropriation:		
1. Educational and General State Support	\$ 1,157,420,867	\$ 1,155,420,828
Grand Total, PUBLIC COMMUNITY/JUNIOR COLLEGES	<u>\$ 1,157,420,867</u>	<u>\$ 1,155,420,828</u>

This bill pattern represents an estimated 20.4% of this agency's estimated total available funds for the biennium.

1. Informational Listing of Appropriated Funds.¹ The appropriations made above for Educational and General State Support are subject to the special and general provisions of this Act and include the following amounts for the purposes indicated.

A. Goal: FORMULA SUPPORT		
A.1.1. Strategy: BASE TIER	\$ 57,229,850	\$ 57,229,850
A.1.2. Strategy: PERFORMANCE TIER	<u>1,079,366,096</u>	<u>1,079,366,059</u>
Total, Goal A: FORMULA SUPPORT	\$ 1,136,595,946	\$ 1,136,595,909
B. Goal: NON-FORMULA SUPPORT		
B.1. Objective: ALAMO COMMUNITY COLLEGE		
B.1.1. Strategy: VETERAN'S ASSISTANCE CENTERS	\$ 3,855,480	\$ 3,855,480
B.2. Objective: ANGELINA COLLEGE		
B.2.1. Strategy: TEXAS COMMUNITY COLLEGE CONSORTIUM	\$ 1,187,500	\$ 1,187,500
B.3. Objective: BRAZOSPORT COLLEGE		
B.3.1. Strategy: CATALYST PROGRAM	\$ 500,000	\$ 500,000
B.4. Objective: DALLAS COUNTY COMMUNITY COLLEGE		
B.4.1. Strategy: SMALL BUSINESS DEVELOPMENT CENTER	\$ 1,553,615	\$ 1,553,615
B.4.2. Strategy: STARLINK	278,293	278,292
B.5. Objective: GRAYSON COUNTY COLLEGE		
B.5.1. Strategy: TV MUNSON VITICULTURE&ENOLOGY CNTR	\$ 303,240	\$ 303,240
NonForm. Spt. Instructional T.V. Munson Viticulture and Enology Center.		
B.6. Objective: HILL COLLEGE		
B.6.1. Strategy: HERITAGE MUSEUM/GENEALOGY CENTER	\$ 308,872	\$ 308,872
Heritage Museum and Genealogy Center.		
B.7. Objective: HOUSTON COMMUNITY COLLEGE		
B.7.1. Strategy: RGNL RESP EMERGENCY TRAINING CENTER	\$ 1,187,500	\$ 1,187,500
Regional Response Emergency Training Center.		
B.8. Objective: HOWARD COLLEGE		
B.8.1. Strategy: SOUTHWEST COLLEGE FOR THE DEAF	\$ 3,326,403	\$ 3,326,403
B.9. Objective: LAREDO COMMUNITY COLLEGE		
B.9.1. Strategy: IMPORT/EXPORT TRAINING CENTER	\$ 141,164	\$ 141,164
Regional Import/Export Training Center.		
B.10. Objective: MIDLAND COLLEGE		
B.10.1. Strategy: PERMIAN BASIN PETROLEUM MUSEUM	\$ 307,854	\$ 307,853
B.10.2. Strategy: MENTAL HEALTH WORKFORCE²	875,000	875,000
B.11. Objective: NORTH CENTRAL TEXAS COLLEGE		
B.11.1. Strategy: TEXAS MEDAL OF HONOR MUSEUM	\$ 2,500,000	\$ 2,500,000
B.12. Objective: SOUTHWEST TEXAS JUNIOR COLLEGE		
B.12.1. Strategy: TECHNICAL PROGRAM EXPANSION	\$ 2,500,000	\$ 2,500,000
B.13. Objective: WHARTON COUNTY JUNIOR COLLEGE		
B.13.1. Strategy: ECONOMIC DEVELOPMENT TRADE SCHOOL	<u>\$ 2,000,000</u>	<u>\$ UB</u>
Total, Goal B: NON-FORMULA SUPPORT	<u>\$ 20,824,921</u>	<u>\$ 18,824,919</u>
Grand Total, PUBLIC COMMUNITY/JUNIOR COLLEGES	<u>\$ 1,157,420,867</u>	<u>\$ 1,155,420,828</u>

PUBLIC COMMUNITY/JUNIOR COLLEGES

(Continued)

Object-of-Expense Informational Listing:

Salaries and Wages	\$ 1,140,552,528	\$ 1,140,552,490
Other Personnel Costs	903,513	903,513
Consumable Supplies	52,375	52,375
Utilities	242,703	242,703
Other Operating Expense	11,100,518	9,100,517
Grants	500,000	500,000
Capital Expenditures	<u>4,069,230</u>	<u>4,069,230</u>

Total, Object-of-Expense Informational Listing \$ 1,157,420,867 \$ 1,155,420,828

Estimated Allocations for Employee Benefits and Debt Service Appropriations Made Elsewhere in this Act:

Employee Benefits

Retirement	\$ 117,180,511	\$ 122,112,214
Group Insurance	<u>193,013,228</u>	<u>193,013,228</u>

Total, Estimated Allocations for Employee Benefits and Debt Service Appropriations Made Elsewhere in this Act \$ 310,193,739 \$ 315,125,442

2. Administration of Appropriated Funds. Funds appropriated above shall be administered by the Texas Higher Education Coordinating Board.

3. Appropriation Eligibility. To be eligible for and to receive an appropriation a public community/junior college must be certified as required by Education Code, Chapter 61, §61.063, and comply with the following provisions:

- (a) On or before the dates for reporting official enrollments each semester to the Texas Higher Education Coordinating Board, each college will collect in full from each student that is to be counted for state aid purposes the amounts set as tuition by the respective governing boards. Valid contracts with the United States government for instruction of eligible military personnel, and valid contracts with private business and public service-type organizations or institutions such as hospitals, may be considered as collections thereunder, but subject to adjustments after final payment thereof. Financial aid awards processed by the financial aid office but not yet issued to the student shall be considered as collections thereunder but subject to adjustments after final payment thereof.
- (b) Each community/junior college must use a registration and financial reporting system which is sufficient to satisfy the audit requirements of the State Auditor and furnish any reports and information as the auditor may require.
- (c) Each community/junior college must file by December 1 of each fiscal year directly with the Governor, Legislative Budget Board, the Legislative Reference Library, and the Texas Higher Education Coordinating Board, a copy of an annual operating budget, and subsequent amendments thereto, approved by the community/junior college governing board. The operating budget shall be in such form and manner as may be prescribed by the board and/or agency with the advice of the State Auditor providing, however, that each report include departmental operating budgets by function.

4. Audit of Compliance. The compliance of each public community/junior college with the requirements set forth in the paragraphs above shall be ascertained by the State Auditor who shall also audit the pertinent books and records of each college as necessary.

5. Disbursement of Appropriated Funds.¹ The distribution of appropriated funds shall be prepared by the Texas Higher Education Coordinating Board in compliance with Education Code, §61, 130 and 130A.

- (a) Funds appropriated in strategies above as non-formula support shall be distributed no later than September 25 each fiscal year to the community college.
- (b) Prior to the disbursement of any state funds, Midland College shall implement a grant agreement with Permian Basin Petroleum Museum specifying the use of funds, and that funds shall be spent according to state law and the General Appropriations Act.

PUBLIC COMMUNITY/JUNIOR COLLEGES

(Continued)

- 6. Appropriation: Unexpended Balances.¹** Any unobligated and unexpended balances as of August 31, 2024, at the community colleges from the Public Junior College State Finance Program are appropriated for fiscal year 2025 for the same purposes.
- 7. Separation of Funds.** The funds appropriated by the State shall be maintained separately by community/junior colleges from other sources of income.
- 8. Supplanting of Federal Funds Prohibited.** State funds shall not be used to supplant federal funds for the Workforce Investment Act programs conducted by community/junior colleges.
- 9. Residency of Texas Department of Criminal Justice Inmates.** All inmates of the Texas Department of Criminal Justice are, for educational funding purposes in this Act only, residents of the State of Texas.
- 10. Informational Listing of Other Appropriations.** In addition to the funds appropriated above, General Revenue is appropriated elsewhere in this Act for the use of the Public Community/Junior Colleges as follows:
 - (a) Out of the General Revenue funds appropriated to the Higher Education Employees Group Insurance Contributions, \$386,026,456 is intended for the use of public community colleges, subject to the provisions associated with that appropriation.
 - (b) Out of the General Revenue funds appropriated to the Teacher Retirement System, an estimated \$211,601,957 is appropriated for the state matching contribution for public community college employees.
 - (c) Out of the General Revenue funds appropriated to the Optional Retirement Program, an estimated \$27,690,768 is appropriated for the state matching contribution for public community college employees.
- 11. Approved Elements of Expenditure and Non-formula Support Item Expenditures.** The expenditures by a public community/junior college of any funds received by it under these provisions headed "Public Community/Junior Colleges" shall be limited to the payment of the following elements of cost: instruction, academic support, student services, institutional support, organized activities, and staff benefits associated with salaries paid from general revenue. It is specifically provided, however, that in addition to the purposes enumerated herein, the funds appropriated above for non-formula support items may be expended for salaries, wages, travel, capital outlay and other necessary operating expenses. It is specifically provided that funds appropriated above may not be used for the operation of intercollegiate athletics.
- 12. Funding for StarLink at Dallas Community College.** Funds identified above in Strategy B.4.2, StarLink, are to be used for the sole purpose of supporting the StarLink program and are subject to the provisions of Rider 2 in this bill pattern.
- 13. Grayson County College - Viticulture & Enology.** Out of funds appropriated above in Strategy B.5.1, TV Munson Viticulture & Enology Center, \$303,240 in General Revenue in fiscal year 2024 and \$303,240 in General Revenue for fiscal year 2025 shall be used for Viticulture and Enology.
- 14. Hill College - Heritage Museum.** Out of funds appropriated above in Strategy B.6.1, Heritage Museum/Genealogy Center, \$100,000 in General Revenue for fiscal year 2024 and \$100,000 in General Revenue for fiscal year 2025 shall be used for Hill College Texas Heritage Museum.
- 15. Reporting Requirement.¹** Each public community/junior college shall submit a report to the Legislative Budget Board no later than December 1 of each fiscal year that includes the following information:
 - (a) the number of contact hours generated by each campus of the public community/junior college district in the prior fiscal year and the amount of formula funding transferred to each campus of the public community/junior college district in the prior fiscal year; and
 - (b) the total tuition and fee revenue collected at each campus of the public community/junior college district in the prior fiscal year and the amount of total tuition and fee revenue that each campus transferred to another campus in the prior fiscal year.

PUBLIC COMMUNITY/JUNIOR COLLEGES

(Continued)

16. **Alamo Community College - Veteran's Assistance Centers.** Out of the funds appropriated above in Strategy B.1.1, Veteran's Assistance Centers, \$3,855,480 in General Revenue in fiscal year 2024 and \$3,855,480 in General Revenue in fiscal year 2025 shall be used for Veteran's Assistance Centers.
17. **Houston Community College - Regional Response Emergency Training Center.** Out of funds appropriated above in Strategy B.7.1, Regional Response Emergency Training Center, \$1,187,500 in General Revenue in fiscal year 2024 and \$1,187,500 in General Revenue in fiscal year 2025 shall be used for the Regional Response Emergency Training Center.
18. **North Central Texas College - Texas Medal of Honor Museum.** Out of funds appropriated above in Strategy B.11.1, Texas Medal of Honor Museum, \$2,500,000 in General Revenue for fiscal year 2024 and \$2,500,000 in General Revenue for fiscal year 2025 shall be used for the Texas Medal of Honor Museum.
19. **Southwest Texas Junior College - Technical Program Expansion.** Out of funds appropriated above in Strategy B.12.1, Technical Program Expansion, \$2,500,000 in General Revenue in fiscal year 2024 and \$2,500,000 in General Revenue in fiscal year 2025 shall be used for Technical Program Expansion.
20. **Wharton County Junior College - Economic Development Trade School.** Out of funds appropriated above in Strategy B.13.1, Economic Development Trade School, \$2,000,000 in General Revenue in fiscal year 2024 shall be used for the Economic Development Trade School. Any unexpended balances on hand in this strategy at the end of fiscal year 2024 are hereby appropriated for the same purpose in fiscal year 2025.
21. **Formalization of House Bill 8.¹** It is the intent of the legislature that the Texas Higher Education Coordinating Board shall work in consultation with the Legislative Budget Board to formalize the provisions, with approval of the Legislative Budget Board, of House Bill 8, Eighty-eighth Legislature, for the Eighty-ninth legislative session.
22. **Public Junior College State Finance Program.¹** Out of the funds appropriated above, and any other funds appropriated for the Public Junior College Finance Program during the 2024-25 biennium, a total of \$2,273,191,855 in General Revenue for the 2024-25 biennium shall represent the sum-certain appropriation to the Public Junior College Finance Program. The total appropriation may not exceed the sum-certain amount.

The Commissioner shall make allocations to community college districts under Chapters 61, 130, and 130A based on the following:

- (a) **Base Tier Funding.** The Texas Higher Education Coordinating Board shall determine a guaranteed instruction and operation funding level using the statewide basic allotment rate, weighted full-time equivalent students enrolled at the district, and the district's contact hour funding. The Texas Higher Education Coordinating Board will compare the guaranteed instruction and operations amount to estimated local share amounts to determine the state's share of base tier of funding.
- (b) **Performance Tier.** The Texas Higher Education Coordinating Board shall determine the attainment of measurable outcomes by students of public community/junior colleges for achievement of credentials of value, attainment of 15 semester credit hours of dual credit or dual enrollment courses, eligible transfer to a general academic institution, and eligible participation in a co-enrollment program.
- (c) **Base tier and performance tier allocations shall include applicable weighting in accordance with Chapters 130 and 130A.**

The Texas Higher Education Coordinating Board shall determine, for fiscal years 2024 and 2025 the basic allotment amounts, contact hour funding, applicable weights, and rates in accordance with Chapters 130 and 130A and legislative appropriation amounts in Strategy A.1.1., Base Tier and Strategy A.1.2, Performance Tier. Rates, weights, and other amounts used in the calculation of funding for the Public Junior College Finance Program are subject to notification of the Legislative Budget Board and the Governor's Office.

The amounts identified in subsections (a) - (c) are used solely to determine the initial annual payments to community college districts. To the extent that amounts provided above differ from a

PUBLIC COMMUNITY/JUNIOR COLLEGES

(Continued)

local community college district’s updated data and outcome measures, the Commissioner shall settle-up with local community college district pursuant to Rider 23, Appropriation of Audit Adjustments, Settle-Up Funds and Data Elements and applicable provisions in Chapters 61, 130, and 130A of the Education Code.

Notwithstanding any other provision of this Act, the Texas Higher Education Coordinating Board may make transfers as appropriate between Strategy A.1.1, Base Tier, and Strategy A.1.2, Performance Tier. The Texas Higher Education Coordinating Board shall notify the Legislative Budget Board and the Governor of any such transfers at least 15 days prior to the transfer.

- 23. Appropriation of Audit Adjustments, Settle-Up Funds and Data Elements.**¹ When reviews and audits of allocations to a community college district reveal the allocations previously made were greater or less than the amounts found to be due, the Texas Higher Education Coordinating Board may recover or pay the sums necessary to adjust to the correct amounts. All such amounts recovered are appropriated for purposes of the Public Junior College State Finance Program, and the amounts necessary to make such additional payments to the local community college district are appropriated from the General Revenue Fund for the same purpose (estimated to be \$0). All funds received from Public Junior College State Finance Program as recovery for overpayment pursuant to the provisions of §130A.009 of the Texas Education Code are appropriated to the Coordinating Board for distribution to community college districts for Public Junior College State Finance Program purposes. All unexpended balances on August 31, 2024 are appropriated to the Texas Higher Education Coordinating Board in fiscal year 2025 for distribution to community colleges for the Public Junior College State Finance Program purposes.
- 24. Additional Transfer Authority to Implement House Bill 8.**¹ Notwithstanding the general provisions of this Act, the Commissioner of Higher Education is authorized to transfer funds from fiscal year 2025 to fiscal year 2024, as necessary to implement the provisions of House Bill 8, only upon the approval of the Legislative Budget Board and the Governor’s Office. The request shall be considered to be approved unless the Legislative Budget Board or the Governor issues a written disapproval within 30 business days after the date on which the staff of the Legislative Budget Board makes its recommendation on the transfer to the Chair of the House Appropriations Committee, Chair of the Senate Finance Committee, Speaker of the House, and Lieutenant Governor.
- 25. Unexpended Balance Authority for House Bill 8.**¹ Any unexpended balances of funds appropriated by this rider that will be used for formula funding in Strategy A.1.1., Base Tier and Strategy A.1.2, Performance Tier as a result of House Bill 8 are appropriated to fiscal year 2025 for the same purpose. It is the intent of the legislature that any unexpended balances of these funds remaining as of August 31, 2025, will be appropriated to the Public Community/Junior Colleges for the fiscal year beginning September 1, 2025, for the same purpose.

¹ Incorporates Article IX, Section 18.04, of this Act, due to enactment of HB 8, 88th Legislature, Regular Session, relating to the administration, coordination, and support of the public junior college state finance program, resulting in increases of \$209,338,768 in FY 2024 and \$213,670,782 in FY 2025 out of General Revenue, affecting several strategies. Additionally, incorporates multiple rider modifications, deletions, and additions.

² Incorporates Article IX, Section 17.35, 88th Legislature, Regular Session, relating to additional funding for Mental Health Workforce at Midland College, resulting in increases of \$875,000 out of General Revenue Funds in each fiscal year of the biennium.

TEXAS STATE TECHNICAL COLLEGE SYSTEM ADMINISTRATION

	For the Years Ending	
	August 31, 2024	August 31, 2025
	<u> </u>	<u> </u>
Method of Financing:		
General Revenue Fund	\$ 5,873,654	\$ 5,876,551
GR Dedicated - Estimated Other Educational and General Income Account No. 770	\$ <u>14,536</u>	\$ <u>14,536</u>
Total, Method of Financing	\$ <u>5,888,190</u>	\$ <u>5,891,087</u>

TEXAS STATE TECHNICAL COLLEGE SYSTEM ADMINISTRATION
(Continued)

Items of Appropriation:

1. Educational and General State Support	\$ 5,888,190	\$ 5,891,087
Grand Total, TEXAS STATE TECHNICAL COLLEGE SYSTEM ADMINISTRATION	\$ 5,888,190	\$ 5,891,087

This bill pattern represents an estimated 70.8% of this agency's estimated total available funds for the biennium.

Number of Full-Time-Equivalents (FTE)- Appropriated Funds	28.2	28.2
--	------	------

1. Informational Listing of Appropriated Funds. The appropriations made above for Educational and General State Support are subject to the special and general provisions of this Act and include the following amounts for the purposes indicated.

A. Goal: INSTRUCTION/OPERATIONS

Provide Instructional and Operations Support.

A.1.1. Strategy: CENTER FOR EMPLOYABILITY OUTCOMES The Center for Employability Outcomes.	\$ 178,175	\$ 178,175
A.1.2. Strategy: STAFF GROUP INSURANCE PREMIUMS	14,536	14,536
A.1.3. Strategy: WORKERS' COMPENSATION INSURANCE	15,675	15,675
A.1.4. Strategy: SYSTEM OFFICE OPERATIONS	2,553,018	2,553,018
A.1.5. Strategy: TECHNICAL TRAINING PARTNERSHIP Technical Training Partnerships with Community Colleges.	296,133	296,133

Total, Goal A: INSTRUCTION/OPERATIONS	\$ 3,057,537	\$ 3,057,537
--	--------------	--------------

B. Goal: INFRASTRUCTURE SUPPORT

Provide Infrastructure Support.

B.1.1. Strategy: CCAP REVENUE BONDS Capital Construction Assistance Projects Revenue Bonds.	\$ 2,830,653	\$ 2,833,550
---	--------------	--------------

Grand Total, TEXAS STATE TECHNICAL COLLEGE SYSTEM ADMINISTRATION	\$ 5,888,190	\$ 5,891,087
---	--------------	--------------

Object-of-Expense Informational Listing:

Salaries and Wages	\$ 2,108,346	\$ 2,108,346
Other Personnel Costs	53,013	53,013
Faculty Salaries (Higher Education Only)	147,839	147,839
Debt Service	2,830,653	2,833,550
Other Operating Expense	748,339	748,339

Total, Object-of-Expense Informational Listing	\$ 5,888,190	\$ 5,891,087
---	--------------	--------------

Estimated Allocations for Employee Benefits and Debt Service Appropriations Made Elsewhere in this Act:

Employee Benefits

Retirement	\$ 492,030	\$ 509,537
Group Insurance	5,798,496	5,798,496
Social Security	185,663	191,604

Total, Estimated Allocations for Employee Benefits and Debt Service Appropriations Made Elsewhere in this Act	\$ 6,476,189	\$ 6,499,637
--	--------------	--------------

2. Governing Board. Out of the funds appropriated above, an amount not to exceed \$49,000 in each year of the biennium shall be for all expenses associated with the governing board's duties including, but not limited to: travel, entertainment, lodging and expenses of state employees who provide services for the governing board.

A separate record of the board's expenditures shall be kept and retained in the same manner as the fiscal records of the institution(s) the board governs. No funds may be used for the governing board's expenses except for the specific amounts designated above. Funds appropriated for the governing board's expenses may be used for any other purpose covered by this Act.

TEXAS STATE TECHNICAL COLLEGE SYSTEM ADMINISTRATION
(Continued)

3. Expenditure Reporting for System Administration and Extension Centers. Prior to each legislative session the Texas State Technical College System Administration shall file with the House Appropriations Committee, the Senate Finance Committee, the Legislative Budget Board, and the Governor a report detailing expenditures for system administration and any extension centers. The report shall compare actual expenditures to funds appropriated for those purposes and shall cover the current and previous two biennia.

TEXAS STATE TECHNICAL COLLEGE - HARLINGEN

	For the Years Ending	
	August 31, 2024	August 31, 2025
Method of Financing:		
General Revenue Fund ¹	\$ 35,099,701	\$ 35,091,816
GR Dedicated - Estimated Other Educational and General Income Account No. 770	\$ 2,344,890	\$ 2,415,236
Total, Method of Financing	\$ 37,444,591	\$ 37,507,052
Items of Appropriation:		
1. Educational and General State Support	\$ 37,444,591	\$ 37,507,052
Grand Total, TEXAS STATE TECHNICAL COLLEGE - HARLINGEN	\$ 37,444,591	\$ 37,507,052

This bill pattern represents an estimated 53.3% of this agency's estimated total available funds for the biennium.

Number of Full-Time-Equivalents (FTE)- Appropriated Funds¹	477.4	477.4
--	-------	-------

1. Informational Listing of Appropriated Funds. The appropriations made above for Educational and General State Support are subject to the special and general provisions of this Act and include the following amounts for the purposes indicated.

A. Goal: INSTRUCTION/OPERATIONS		
Provide Instructional and Operations Support.		
A.1.1. Strategy: INSTRUCTION AND ADMINISTRATION	\$ 29,253,232	\$ 29,306,904
A.1.2. Strategy: STAFF GROUP INSURANCE PREMIUMS	242,458	242,458
A.1.3. Strategy: WORKERS' COMPENSATION INSURANCE	45,000	45,000
A.1.4. Strategy: TEXAS PUBLIC EDUCATION GRANTS	357,003	367,714
A.1.5. Strategy: DUAL CREDIT	650,000	650,000
Dual Credit Enrollment.		
Total, Goal A: INSTRUCTION/OPERATIONS	\$ 30,547,693	\$ 30,612,076
B. Goal: INFRASTRUCTURE SUPPORT		
Provide Infrastructure Support.		
B.1.1. Strategy: E&G SPACE SUPPORT ¹	\$ 1,716,244	\$ 1,716,244
Educational and General Space Support.		
B.1.2. Strategy: CCAP REVENUE BONDS	3,459,472	3,457,550
Capital Construction Assistance Projects		
Revenue Bonds.		
B.1.3. Strategy: SMALL INSTITUTION SUPPLEMENT	1,089,327	1,089,327
Total, Goal B: INFRASTRUCTURE SUPPORT	\$ 6,265,043	\$ 6,263,121
C. Goal: NON-FORMULA SUPPORT		
Provide Non-formula Support.		
C.1. Objective: INSTITUTIONAL		
C.1.1. Strategy: INSTITUTIONAL ENHANCEMENT	\$ 631,855	\$ 631,855
Grand Total, TEXAS STATE TECHNICAL COLLEGE - HARLINGEN	\$ 37,444,591	\$ 37,507,052

TEXAS STATE TECHNICAL COLLEGE - HARLINGEN
(Continued)

Object-of-Expense Informational Listing:

Salaries and Wages	\$ 15,293,336	\$ 14,965,393
Other Personnel Costs	1,164,141	1,144,777
Faculty Salaries (Higher Education Only)	14,760,007	14,388,196
Debt Service	3,459,472	3,457,550
Other Operating Expense	2,410,632	3,183,422
Grants	<u>357,003</u>	<u>367,714</u>

Total, Object-of-Expense Informational Listing \$ 37,444,591 \$ 37,507,052

Estimated Allocations for Employee Benefits and Debt Service Appropriations Made Elsewhere in this Act:

Employee Benefits

Retirement	\$ 1,639,488	\$ 1,710,003
Group Insurance	3,150,676	3,150,676
Social Security	<u>2,143,082</u>	<u>2,211,661</u>

Total, Estimated Allocations for Employee Benefits and Debt Service Appropriations Made Elsewhere in this Act \$ 6,933,246 \$ 7,072,340

2. Performance Measure Targets. The following is a listing of the key performance target levels for the Texas State Technical College - Harlingen. It is the intent of the Legislature that appropriations made by this Act be utilized in the most efficient and effective manner possible to achieve the intended mission of the Texas State Technical College - Harlingen. In order to achieve the objectives and service standards established by this Act, the Texas State Technical College - Harlingen shall make every effort to attain the following designated key performance target levels associated with each item of appropriation.

	<u>2024</u>	<u>2025</u>
A. Goal: INSTRUCTION/OPERATIONS		
Outcome (Results/Impact):		
Percent of First-time, Full-time, Degree or Certificate-seeking Students Graduated within Three Years with Either an Associate of Applied Science Degree or a Certificate	29%	30%
Number of Associate Degrees and Certificates Awarded Annually	868	875
Number of Minority Students Graduated Annually	526	508
Number of former TSTC students who are found working in the Texas economy after a period of one year of not attending TSTC	1,791	1,627
Percent of former TSTC students who are found working in the Texas economy after a period of one year of not attending TSTC	66%	66%
A.1.1. Strategy: INSTRUCTION AND ADMINISTRATION		
Output (Volume):		
Annual Headcount Enrollment	7,602.2	7,754.25
Efficiencies:		
Administrative Cost as a Percent of Total Expenditures	12.12%	12.12%

¹ Incorporates Special Provisions Relating Only to State Agencies of Higher Education, Section 58, relating to Higher Education Affordability resulting in increases of \$89,673 out of General Revenue Funds and 2.0 FTEs each fiscal year of the 2024-25 biennium.

TEXAS STATE TECHNICAL COLLEGE - WEST TEXAS

	For the Years Ending	
	August 31, <u>2024</u>	August 31, <u>2025</u>
Method of Financing:		
General Revenue Fund ¹	\$ 19,679,498	\$ 19,679,419
GR Dedicated - Estimated Other Educational and General Income Account No. 770	<u>\$ 852,917</u>	<u>\$ 878,505</u>
Total, Method of Financing	<u>\$ 20,532,415</u>	<u>\$ 20,557,924</u>

TEXAS STATE TECHNICAL COLLEGE - WEST TEXAS
(Continued)

Items of Appropriation:

1. Educational and General State Support	\$ 20,532,415	\$ 20,557,924
Grand Total, TEXAS STATE TECHNICAL COLLEGE - WEST TEXAS	<u>\$ 20,532,415</u>	<u>\$ 20,557,924</u>

This bill pattern represents an estimated 57.8% of this agency's estimated total available funds for the biennium.

Number of Full-Time-Equivalents (FTE)-Appropriated Funds¹	273.5	273.5
---	-------	-------

1. Informational Listing of Appropriated Funds. The appropriations made above for Educational and General State Support are subject to the special and general provisions of this Act and include the following amounts for the purposes indicated.

A. Goal: INSTRUCTION/OPERATIONS

Provide Instructional and Operations Support.

A.1.1. Strategy: INSTRUCTION AND ADMINISTRATION	\$ 15,349,587	\$ 15,369,136
A.1.2. Strategy: STAFF GROUP INSURANCE PREMIUMS	110,176	110,176
A.1.3. Strategy: WORKERS' COMPENSATION INSURANCE	43,048	43,049
A.1.4. Strategy: TEXAS PUBLIC EDUCATION GRANTS	128,912	132,779
A.1.5. Strategy: DUAL CREDIT	<u>100,000</u>	<u>100,000</u>
Dual Credit Enrollment.		
Total, Goal A: INSTRUCTION/OPERATIONS	\$ 15,731,723	\$ 15,755,140

B. Goal: INFRASTRUCTURE SUPPORT

Provide Infrastructure Support.

B.1.1. Strategy: E&G SPACE SUPPORT ¹	\$ 778,070	\$ 778,070
Educational and General Space Support.		
B.1.2. Strategy: CCAP REVENUE BONDS	1,932,071	1,934,163
Capital Construction Assistance Projects		
Revenue Bonds.		
B.1.3. Strategy: SMALL INSTITUTION SUPPLEMENT	<u>1,316,566</u>	<u>1,316,566</u>
Total, Goal B: INFRASTRUCTURE SUPPORT	\$ 4,026,707	\$ 4,028,799

C. Goal: NON-FORMULA SUPPORT

Provide Non-formula Support.

C.1. Objective: INSTITUTIONAL

C.1.1. Strategy: INSTITUTIONAL ENHANCEMENT	\$ 773,985	\$ 773,985
---	------------	------------

Grand Total, TEXAS STATE TECHNICAL COLLEGE - WEST TEXAS	<u>\$ 20,532,415</u>	<u>\$ 20,557,924</u>
--	----------------------	----------------------

Object-of-Expense Informational Listing:

Salaries and Wages	\$ 7,245,609	\$ 6,615,061
Other Personnel Costs	625,722	578,953
Faculty Salaries (Higher Education Only)	8,756,271	8,004,994
Debt Service	1,932,071	1,934,163
Other Operating Expense	1,843,830	3,291,974
Grants	<u>128,912</u>	<u>132,779</u>
Total, Object-of-Expense Informational Listing	<u>\$ 20,532,415</u>	<u>\$ 20,557,924</u>

Estimated Allocations for Employee Benefits and Debt Service Appropriations Made Elsewhere in this Act:

Employee Benefits

Retirement	\$ 875,865	\$ 913,058
Group Insurance	1,453,526	1,453,526
Social Security	<u>965,447</u>	<u>996,342</u>

Total, Estimated Allocations for Employee Benefits and Debt Service Appropriations Made Elsewhere in this Act	<u>\$ 3,294,838</u>	<u>\$ 3,362,926</u>
--	---------------------	---------------------

2. Performance Measure Targets. The following is a listing of the key performance target levels for the Texas State Technical College - West Texas. It is the intent of the Legislature that appropriations made by this Act be utilized in the most efficient and effective manner possible

TEXAS STATE TECHNICAL COLLEGE - WEST TEXAS
(Continued)

to achieve the intended mission of the Texas State Technical College - West Texas. In order to achieve the objectives and service standards established by this Act, the Texas State Technical College - West Texas shall make every effort to attain the following designated key performance target levels associated with each item of appropriation.

	2024	2025
A. Goal: INSTRUCTION/OPERATIONS		
Outcome (Results/Impact):		
Percent of First-time, Full-time, Degree or Certificate-seeking Students Graduated within Three Years with Either an Associate of Applied Science Degree or a Certificate	33%	34%
Number of Associate Degrees and Certificates Awarded Annually	359	361
Number of Minority Students Graduated Annually	218	268
Number of former TSTC students who are found working in the Texas economy after a period of one year of not attending TSTC	1,603	1,644
Percent of former TSTC students who are found working in the Texas economy after a period of one year of not attending TSTC	71%	72%
A.1.1. Strategy: INSTRUCTION AND ADMINISTRATION		
Output (Volume):		
Annual Headcount Enrollment	3,353.38	3,403.68
Efficiencies:		
Administrative Cost as a Percent of Total Expenditures	10.93%	10.93%

¹ Incorporates Special Provisions Relating Only to State Agencies of Higher Education, Section 58, relating to Higher Education Affordability resulting in increases of \$40,653 out of General Revenue Funds and 0.9 FTEs each fiscal year of the 2024-25 biennium.

TEXAS STATE TECHNICAL COLLEGE - MARSHALL

	For the Years Ending	
	August 31, 2024	August 31, 2025
Method of Financing:		
General Revenue Fund ¹	\$ 11,513,009	\$ 11,508,388
GR Dedicated - Estimated Other Educational and General Income Account No. 770	\$ 384,639	\$ 396,177
Total, Method of Financing	\$ 11,897,648	\$ 11,904,565
Items of Appropriation:		
1. Educational and General State Support	\$ 11,897,648	\$ 11,904,565
Grand Total, TEXAS STATE TECHNICAL COLLEGE - MARSHALL	\$ 11,897,648	\$ 11,904,565

This bill pattern represents an estimated 67% of this agency's estimated total available funds for the biennium.

Number of Full-Time-Equivalents (FTE)-Appropriated Funds¹	150.5	150.5
---	-------	-------

1. Informational Listing of Appropriated Funds. The appropriations made above for Educational and General State Support are subject to the special and general provisions of this Act and include the following amounts for the purposes indicated.

A. Goal: INSTRUCTION/OPERATIONS		
Provide Instructional and Operations Support.		
A.1.1. Strategy: INSTRUCTION AND ADMINISTRATION	\$ 8,170,287	\$ 8,179,096
A.1.2. Strategy: STAFF GROUP INSURANCE PREMIUMS	49,018	49,018
A.1.3. Strategy: WORKERS' COMPENSATION INSURANCE	5,000	5,000
A.1.4. Strategy: TEXAS PUBLIC EDUCATION GRANTS	58,374	60,125

TEXAS STATE TECHNICAL COLLEGE - MARSHALL
(Continued)

A.1.5. Strategy: DUAL CREDIT Dual Credit Enrollment.	100,000	100,000
Total, Goal A: INSTRUCTION/OPERATIONS	\$ 8,382,679	\$ 8,393,239
B. Goal: INFRASTRUCTURE SUPPORT Provide Infrastructure Support.		
B.1.1. Strategy: E&G SPACE SUPPORT ¹ Educational and General Space Support.	\$ 367,586	\$ 367,586
B.1.2. Strategy: CCAP REVENUE BONDS Capital Construction Assistance Projects Revenue Bonds.	1,282,843	1,279,200
B.1.3. Strategy: SMALL INSTITUTION SUPPLEMENT	1,316,566	1,316,566
Total, Goal B: INFRASTRUCTURE SUPPORT	\$ 2,966,995	\$ 2,963,352
C. Goal: NON-FORMULA SUPPORT Provide Non-formula Support.		
C.1. Objective: INSTITUTIONAL		
C.1.1. Strategy: INSTITUTIONAL ENHANCEMENT	\$ 547,974	\$ 547,974
Grand Total, TEXAS STATE TECHNICAL COLLEGE - MARSHALL	\$ 11,897,648	\$ 11,904,565
Object-of-Expense Informational Listing:		
Salaries and Wages	\$ 4,095,661	\$ 3,643,316
Other Personnel Costs	384,187	352,003
Faculty Salaries (Higher Education Only)	5,149,038	4,670,093
Debt Service	1,282,843	1,279,200
Other Operating Expense	927,545	1,899,828
Grants	58,374	60,125
Total, Object-of-Expense Informational Listing	\$ 11,897,648	\$ 11,904,565
Estimated Allocations for Employee Benefits and Debt Service Appropriations Made Elsewhere in this Act:		
<u>Employee Benefits</u>		
Retirement	\$ 352,531	\$ 367,133
Group Insurance	651,881	651,881
Social Security	392,545	405,107
Total, Estimated Allocations for Employee Benefits and Debt Service Appropriations Made Elsewhere in this Act	\$ 1,396,957	\$ 1,424,121

2. Performance Measure Targets. The following is a listing of the key performance target levels for the Texas State Technical College - Marshall. It is the intent of the Legislature that appropriations made by this Act be utilized in the most efficient and effective manner possible to achieve the intended mission of the Texas State Technical College - Marshall. In order to achieve the objectives and service standards established by this Act, the Texas State Technical College - Marshall shall make every effort to attain the following designated key performance target levels associated with each item of appropriation.

	2024	2025
A. Goal: INSTRUCTION/OPERATIONS		
Outcome (Results/Impact):		
Percent of First-time, Full-time, Degree or Certificate-seeking Students Graduated within Three Years with Either an Associate of Applied Science Degree or a Certificate	34%	35%
Number of Associate Degrees and Certificates Awarded Annually	197	201
Number of Minority Students Graduated Annually	74	79
Number of Former TSTC Students Who Are Found Working in the Texas Economy after a Period of One Year of Not Attending TSTC	496	530
Percent of Former TSTC Students Who Are Found Working in the Texas Economy after One Year of Not Attending TSTC	70%	71%
A.1.1. Strategy: INSTRUCTION AND ADMINISTRATION		
Output (Volume):		
Annual Headcount Enrollment	1,475.41	157.98

TEXAS STATE TECHNICAL COLLEGE - MARSHALL
(Continued)

Efficiencies:

Administrative Cost as a Percent of Total Expenditures 11.78% 11.78%

¹ Incorporates Special Provisions Relating Only to State Agencies of Higher Education, Section 58, relating to Higher Education Affordability resulting in increases of \$19,206 out of General Revenue Funds and 0.4 FTEs each fiscal year of the 2024-25 biennium.

TEXAS STATE TECHNICAL COLLEGE - WACO

	For the Years Ending	
	August 31, 2024	August 31, 2025
Method of Financing:		
General Revenue Fund ¹	\$ 51,691,912	\$ 51,685,058
GR Dedicated - Estimated Other Educational and General Income Account No. 770	\$ 2,978,034	\$ 3,067,374
Total, Method of Financing	\$ 54,669,946	\$ 54,752,432
Items of Appropriation:		
1. Educational and General State Support	\$ 54,669,946	\$ 54,752,432
Grand Total, TEXAS STATE TECHNICAL COLLEGE - WACO	\$ 54,669,946	\$ 54,752,432

This bill pattern represents an estimated 43.7% of this agency's estimated total available funds for the biennium.

Number of Full-Time-Equivalents (FTE)-Appropriated Funds¹ 795.3 795.3

1. Informational Listing of Appropriated Funds. The appropriations made above for Educational and General State Support are subject to the special and general provisions of this Act and include the following amounts for the purposes indicated.

A. Goal: INSTRUCTION/OPERATIONS		
Provide Instructional and Operations Support.		
A.1.1. Strategy: INSTRUCTION AND ADMINISTRATION	\$ 44,141,106	\$ 44,209,296
A.1.2. Strategy: STAFF GROUP INSURANCE PREMIUMS	315,281	315,281
A.1.3. Strategy: WORKERS' COMPENSATION INSURANCE	99,426	99,426
A.1.4. Strategy: TEXAS PUBLIC EDUCATION GRANTS	452,459	466,032
A.1.5. Strategy: DUAL CREDIT	250,000	250,000
Dual Credit Enrollment.		
Total, Goal A: INSTRUCTION/OPERATIONS	\$ 45,258,272	\$ 45,340,035
B. Goal: PROVIDE INFRASTRUCTURE SUPPORT		
B.1.1. Strategy: E&G SPACE SUPPORT ¹	\$ 3,495,411	\$ 3,495,411
Educational and General Space Support.		
B.1.2. Strategy: CCAP REVENUE BONDS	4,550,877	4,551,600
Capital Construction Assistance Projects		
Revenue Bonds.		
B.1.3. Strategy: SMALL INSTITUTION SUPPLEMENT	675,662	675,662
Total, Goal B: PROVIDE INFRASTRUCTURE SUPPORT	\$ 8,721,950	\$ 8,722,673
C. Goal: PROVIDE NON-FORMULA SUPPORT		
C.1. Objective: INSTITUTIONAL		
C.1.1. Strategy: INSTITUTIONAL ENHANCEMENT	\$ 689,724	\$ 689,724
Grand Total, TEXAS STATE TECHNICAL COLLEGE - WACO	\$ 54,669,946	\$ 54,752,432

Object-of-Expense Informational Listing:		
Salaries and Wages	\$ 21,570,378	\$ 21,190,356
Other Personnel Costs	1,707,581	1,674,538

TEXAS STATE TECHNICAL COLLEGE - WACO
(Continued)

Faculty Salaries (Higher Education Only)	20,886,163	20,463,433
Debt Service	4,550,877	4,551,600
Other Operating Expense	5,502,488	6,406,473
Grants	452,459	466,032

Total, Object-of-Expense Informational Listing \$ 54,669,946 \$ 54,752,432

Estimated Allocations for Employee Benefits and Debt Service Appropriations Made Elsewhere in this Act:

Employee Benefits

Retirement	\$ 2,350,601	\$ 2,446,353
Group Insurance	4,089,100	4,089,100
Social Security	2,535,626	2,616,766

Total, Estimated Allocations for Employee Benefits and Debt Service Appropriations Made Elsewhere in this Act \$ 8,975,327 \$ 9,152,219

2. Performance Measure Targets. The following is a listing of the key performance target levels for the Texas State Technical College - Waco. It is the intent of the Legislature that appropriations made by this Act be utilized in the most efficient and effective manner possible to achieve the intended mission of the Texas State Technical College - Waco. In order to achieve the objectives and service standards established by this Act, the Texas State Technical College - Waco shall make every effort to attain the following designated key performance target levels associated with each item of appropriation.

	2024	2025
A. Goal: INSTRUCTION/OPERATIONS		
Outcome (Results/Impact):		
Percent of First-time, Full-time, Degree or Certificate-seeking Students Graduated within Three Years with Either an Associate of Applied Science Degree or a Certificate	45%	46%
Number of Associate Degrees and Certificates Awarded Annually	1,300	1,314
Number of Minority Students Graduated Annually	424	432
Number of Former TSTC Students Who Are Found Working in the Texas Economy after a Period of One Year of Not Attending TSTC	1,987	2,000
Percent of Former TSTC Students Who Are Found Working in the Texas Economy after a Period of One Year of Not Attending TSTC	72%	74%
A.1.1. Strategy: INSTRUCTION AND ADMINISTRATION		
Output (Volume):		
Annual Headcount Enrollment	8,732.06	8,819.38
Efficiencies:		
Administrative Cost as a Percent of Total Expenditures	12.08%	12.08%

¹ Incorporates Special Provisions Relating Only to State Agencies of Higher Education, Section 58, relating to Higher Education Affordability resulting in increases of \$182,633 out of General Revenue Funds and 4.1 FTEs each fiscal year of the 2024-25 biennium.

TEXAS STATE TECHNICAL COLLEGE - FT. BEND

	For the Years Ending	
	August 31, 2024	August 31, 2025
Method of Financing:		
General Revenue Fund ¹	\$ 11,552,050	\$ 11,549,664
GR Dedicated - Estimated Other Educational and General Income Account No. 770	\$ 354,616	\$ 365,264
Total, Method of Financing	\$ 11,906,666	\$ 11,914,928

TEXAS STATE TECHNICAL COLLEGE - FT. BEND
(Continued)

Items of Appropriation:

1. Educational and General State Support	\$ 11,906,666	\$ 11,914,928
Grand Total, TEXAS STATE TECHNICAL COLLEGE - FT. BEND	\$ 11,906,666	\$ 11,914,928

This bill pattern represents an estimated 67.2% of this agency's estimated total available funds for the biennium.

Number of Full-Time-Equivalents (FTE)-Appropriated Funds¹	116.9	116.9
---	-------	-------

1. Informational Listing of Appropriated Funds. The appropriations made above for Educational and General State Support are subject to the special and general provisions of this Act and include the following amounts for the purposes indicated.

A. Goal: INSTRUCTION/OPERATIONS

Provide Instructional and Operations Support.

A.1.1. Strategy: INSTRUCTION AND ADMINISTRATION	\$ 1,524,753	\$ 1,532,861
A.1.2. Strategy: STAFF GROUP INSURANCE PREMIUMS	28,919	28,919
A.1.3. Strategy: TEXAS PUBLIC EDUCATION GRANTS	54,341	55,981
Total, Goal A: INSTRUCTION/OPERATIONS	\$ 1,608,013	\$ 1,617,761

B. Goal: INFRASTRUCTURE SUPPORT

Provide Infrastructure Support.

B.1.1. Strategy: E&G SPACE SUPPORT ¹	\$ 426,908	\$ 426,908
Educational and General Space Support.		
B.1.2. Strategy: CCAP REVENUE BONDS	4,526,680	4,525,194
Capital Construction Assistance Projects		
Revenue Bonds.		
B.1.3. Strategy: SMALL INSTITUTION SUPPLEMENT	1,316,566	1,316,566
Total, Goal B: INFRASTRUCTURE SUPPORT	\$ 6,270,154	\$ 6,268,668

C. Goal: NON-FORMULA SUPPORT

Provide Non-formula Support.

C.1. Objective: INSTRUCTIONAL		
C.1.1. Strategy: STARTUP FUNDING	\$ 3,280,708	\$ 3,280,708
C.2. Objective: INSTITUTIONAL		
C.2.1. Strategy: INSTITUTIONAL ENHANCEMENT	\$ 747,791	\$ 747,791
Total, Goal C: NON-FORMULA SUPPORT	\$ 4,028,499	\$ 4,028,499

Grand Total, TEXAS STATE TECHNICAL COLLEGE - FT. BEND	\$ 11,906,666	\$ 11,914,928
--	---------------	---------------

Object-of-Expense Informational Listing:

Salaries and Wages	\$ 2,039,005	\$ 2,039,005
Other Personnel Costs	241,616	242,510
Faculty Salaries (Higher Education Only)	2,414,152	2,414,152
Debt Service	4,526,680	4,525,194
Other Operating Expense	2,630,872	2,638,086
Grants	54,341	55,981
Total, Object-of-Expense Informational Listing	\$ 11,906,666	\$ 11,914,928

Estimated Allocations for Employee Benefits and Debt Service Appropriations Made Elsewhere in this Act:

Employee Benefits

Retirement	\$ 374,648	\$ 390,041
Group Insurance	577,651	577,651
Social Security	238,710	246,349
Total, Estimated Allocations for Employee Benefits and Debt Service Appropriations Made Elsewhere in this Act	\$ 1,191,009	\$ 1,214,041

2. Performance Measure Targets. The following is a listing of the key performance target levels for the Texas State Technical College - Ft. Bend. It is the intent of the Legislature that appropriations made by this Act be utilized in the most efficient and effective manner possible

TEXAS STATE TECHNICAL COLLEGE - FT. BEND
(Continued)

to achieve the intended mission of the Texas State Technical College - Ft. Bend. In order to achieve the objectives and service standards established by this Act, the Texas State Technical College - Ft. Bend shall make every effort to attain the following designated key performance target levels associated with each item of appropriation.

	2024	2025
A. Goal: INSTRUCTION/OPERATIONS		
Outcome (Results/Impact):		
Percent of First-time, Full-time, Degree or Certificate-seeking Students Graduated within Three Years with Either an Associate of Applied Science Degree or a Certificate	61%	62%
Number of Associate Degrees and Certificates Awarded Annually	228	235
Number of Minority Students Graduated Annually	179	200
Number of former TSTC students who are found working in the Texas economy after a period of one year of not attending TSTC	522	619
Percent of former TSTC students who are found working in the Texas economy after a period of one year of not attending TSTC	70%	72%
A.1.1. Strategy: INSTRUCTION AND ADMINISTRATION		
Output (Volume):		
Annual Headcount Enrollment	1,354.6	1,381.69
Efficiencies:		
Administrative Cost as a Percent of Total Expenditures	9.02%	9.02%

¹ Incorporates Special Provisions Relating Only to State Agencies of Higher Education, Section 58, relating to Higher Education Affordability resulting in increases of \$22,304 out of General Revenue Funds and 0.5 FTEs each fiscal year of the 2024-25 biennium.

TEXAS STATE TECHNICAL COLLEGE - NORTH TEXAS

	For the Years Ending	
	August 31, 2024	August 31, 2025
Method of Financing:		
General Revenue Fund ¹	\$ 6,830,208	\$ 6,828,713
GR Dedicated - Estimated Other Educational and General Income Account No. 770	\$ 181,830	\$ 187,285
Total, Method of Financing	\$ 7,012,038	\$ 7,015,998
Items of Appropriation:		
1. Educational and General State Support	\$ 7,012,038	\$ 7,015,998
Grand Total, TEXAS STATE TECHNICAL COLLEGE - NORTH TEXAS	\$ 7,012,038	\$ 7,015,998

This bill pattern represents an estimated 74.6% of this agency's estimated total available funds for the biennium.

Number of Full-Time-Equivalents (FTE)-Appropriated Funds¹	95.5	95.5
---	------	------

1. Informational Listing of Appropriated Funds. The appropriations made above for Educational and General State Support are subject to the special and general provisions of this Act and include the following amounts for the purposes indicated.

A. Goal: INSTRUCTION/OPERATIONS		
Provide Instructional and Operations Support.		
A.1.1. Strategy: INSTRUCTION AND ADMINISTRATION	\$ 1,391,413	\$ 1,395,577
A.1.2. Strategy: STAFF GROUP INSURANCE PREMIUMS	20,402	20,402
A.1.3. Strategy: TEXAS PUBLIC EDUCATION GRANTS	27,622	28,451
Total, Goal A: INSTRUCTION/OPERATIONS	\$ 1,439,437	\$ 1,444,430

TEXAS STATE TECHNICAL COLLEGE - NORTH TEXAS
(Continued)

B. Goal: INFRASTRUCTURE SUPPORT

Provide Infrastructure Support.

B.1.1. Strategy: E&G SPACE SUPPORT ¹	\$ 129,843	\$ 129,843
Educational and General Space Support.		
B.1.2. Strategy: CCAP REVENUE BONDS	1,871,158	1,870,125
Capital Construction Assistance Projects Revenue Bonds.		
B.1.3. Strategy: SMALL INSTITUTION SUPPLEMENT	<u>1,316,566</u>	<u>1,316,566</u>
Total, Goal B: INFRASTRUCTURE SUPPORT	\$ 3,317,567	\$ 3,316,534

C. Goal: NON-FORMULA SUPPORT

Provide Non-formula Support.

C.1. Objective: INSTRUCTIONAL		
C.1.1. Strategy: STARTUP FUNDING	\$ 2,093,417	\$ 2,093,417
C.2. Objective: INSTITUTIONAL		
C.2.1. Strategy: INSTITUTIONAL ENHANCEMENT	<u>\$ 161,617</u>	<u>\$ 161,617</u>
Total, Goal C: NON-FORMULA SUPPORT	<u>\$ 2,255,034</u>	<u>\$ 2,255,034</u>

Grand Total, TEXAS STATE TECHNICAL COLLEGE - NORTH TEXAS	<u>\$ 7,012,038</u>	<u>\$ 7,015,998</u>
---	---------------------	---------------------

Object-of-Expense Informational Listing:

Salaries and Wages	\$ 1,660,825	\$ 1,660,825
Other Personnel Costs	131,519	131,972
Faculty Salaries (Higher Education Only)	1,508,914	1,508,914
Debt Service	1,871,158	1,870,125
Other Operating Expense	1,812,000	1,815,711
Grants	<u>27,622</u>	<u>28,451</u>

Total, Object-of-Expense Informational Listing	<u>\$ 7,012,038</u>	<u>\$ 7,015,998</u>
---	---------------------	---------------------

Estimated Allocations for Employee Benefits and Debt Service Appropriations Made Elsewhere in this Act:

Employee Benefits

Retirement	\$ 246,820	\$ 257,829
Group Insurance	407,423	407,423
Social Security	<u>180,358</u>	<u>186,129</u>

Total, Estimated Allocations for Employee Benefits and Debt Service Appropriations Made Elsewhere in this Act	<u>\$ 834,601</u>	<u>\$ 851,381</u>
--	-------------------	-------------------

2. Performance Measure Targets. The following is a listing of the key performance target levels for the Texas State Technical College - North Texas. It is the intent of the Legislature that appropriations made by this Act be utilized in the most efficient and effective manner possible to achieve the intended mission of the Texas State Technical College - North Texas. In order to achieve the objectives and service standards established by this Act, the Texas State Technical College - North Texas shall make every effort to attain the following designated key performance target levels associated with each item of appropriation.

	<u>2024</u>	<u>2025</u>
A. Goal: INSTRUCTION/OPERATIONS		
Outcome (Results/Impact):		
Percent of First-time, Full-time, Degree or Certificate-seeking Students Graduated within Three Years with Either an Associate of Applied Science Degree or a Certificate		
	40%	40%
Number of Associate Degrees and Certificates Awarded Annually		
	105	108
Number of Minority Students Graduated Annually		
	47	46
Number of former TSTC students who are found working in the Texas economy after a period of one year of not attending TSTC		
	327	384
Percent of former TSTC students who are found working in the Texas economy after a period of one year of not attending TSTC		
	77%	78%
A.1.1. Strategy: INSTRUCTION AND ADMINISTRATION		
Output (Volume):		
Annual Headcount Enrollment	362.14	365.76

TEXAS STATE TECHNICAL COLLEGE - NORTH TEXAS
(Continued)

Efficiencies:

Administrative Cost as a Percent of Total Expenditures

11.46%

11.46%

¹ Incorporates Special Provisions Relating Only to State Agencies of Higher Education, Section 58, relating to Higher Education Affordability resulting in increases of \$6,785 out of General Revenue Funds and 0.2 FTEs each fiscal year of the 2024-25 biennium.

**SPECIAL PROVISIONS RELATING ONLY TO COMPONENTS OF TEXAS STATE
TECHNICAL COLLEGE**

- 1. Expenditure of Educational and General Funds.** Recognizing that Texas State Technical College may have the opportunity and should be encouraged to attract private contributions, grants, or contracts, and to enter into agreements with private businesses and other agencies of government for purposes not specifically contained in the strategy items above that might require matching funds from TSTC, the Board of Regents of Texas State Technical College is hereby authorized to expend its remaining educational and general funds to meet contribution, contract, or grant-matching requirements only for the following purposes:

 - a. planning and implementing a large-scale job-training program in conjunction with private business and other state agencies;
 - b. acquiring facilities and equipment to carry out a large-scale industrial training program in conjunction with a major employer; and
 - c. additional space and mechanical systems or renovation of existing buildings in accordance with the Campus Master Plans and subject to approval by the Texas Higher Education Coordinating Board.
- 2. Financial Records.** The financial records and reports of the Texas State Technical College shall classify accounts in accordance with the recommendation of the National Committee on the Preparation of a Manual on College and University Business Administration, as set forth in Volume I of "College and University Business Administration," published by the American Council on Education with a copyright date of 1952, and subsequent published revisions with such modifications as may be developed and provided by the Comptroller of Public Accounts, or as may be required to conform with specific provisions of the Appropriation Acts of the Legislature. The accounts of the Texas State Technical College shall be maintained and audited in accordance with the approved reporting system. The Texas State Technical College shall deliver to the Texas Higher Education Coordinating Board, any such program reports as it may deem necessary in accordance with its rules and regulations.
- 3. Enrollment Records and Reports.** To be eligible to receive the appropriations herein above, the Texas State Technical College shall maintain separately for each campus and each extension center such enrollment records and report such enrollment data as required by the Texas Higher Education Coordinating Board. These enrollment reports shall be submitted in the form and on the date required.

The above reports shall be certified to the Comptroller of Public Accounts no later than the date required by the Coordinating Board, and each term copies of the above certified enrollment reports shall be sent to the Coordinating Board, Legislative Budget Board, Governor, State Auditor and Legislative Reference Library.

The State Auditor may consider an audit of enrollment data at Texas State Technical College, subject to analysis and risk assessment.

The Texas State Technical College shall offer only such courses as are economically justified in the considered judgment of the Board of Regents. The Board of Regents shall adopt policies specifying the conditions under which classes of less than 10 students by headcount are to be considered necessary and justifiable. The Board of Regents shall direct the chancellor or other officials to review enrollment data prior to the designated Coordinating Board census date and take all necessary actions to ensure that the small classes offered on each campus are only those that conform with established policies on small classes.

SPECIAL PROVISIONS RELATING ONLY TO COMPONENTS OF TEXAS STATE TECHNICAL COLLEGE

(Continued)

- 4. Certification of Compliance.** Expenditure of the funds appropriated herein above is contingent upon annual certification by the chancellor of the Texas State Technical College to the Comptroller of Public Accounts that the Texas State Technical College is in compliance with these provisions regarding budgets, accounting procedures and enrollment.
- 5. Approved Geographic Locations.** None of the funds appropriated above to the Texas State Technical College shall be expended in promoting, developing or creating a campus or extension center at any other location in the state except as specified in Education Code §135.02.
- 6. Temporary Special Courses.** Out of funds appropriated herein above to the Texas State Technical College in pre-apprenticeship, related training for apprentices and specialized training for journeymen and compensatory training for pre-apprenticeship and apprenticeship enrollees, and plant expansion and new plant start-up training program no more than \$50,000 per year may be expended wherever the need exists within the state in conjunction with curriculum approval by the Texas Higher Education Coordinating Board. Such expenditure of funds for these special courses are temporary in nature and outside the provision of Education Code §135.04.
- 7. Aircraft Pilot Training Programs.** Funds may be used for the operation, maintenance or lease of aircraft for use in the Aircraft Pilot Training programs subject to the requirement that excess costs of flight instruction be recovered by an assessment of charge to student pilots. This income shall be separately accounted for and credited as a reduction in expenditure in the Aircraft Pilot Training Program.
- 8. Approval of Plans by Foundations.** Any use of the Texas State Technical College's assets or facilities including, but not limited to, buildings, equipment or employees by existing foundations or for the promotion of foundations shall require prior approval of the Board of Regents. Approval is contingent upon receipt by the Board of Regents of a satisfactory annual plan of operation. At a minimum, this plan must specify the proposed use of any Texas State Technical College facilities, equipment, and personnel; payments made directly to Texas State Technical College personnel for services provided or expenses incurred; and donations of funds to the Texas State Technical College for designated purposes. All funds donated by foundations to the Texas State Technical College shall be received and accounted for in the same manner as all other Texas State Technical College funds. After Board of Regents approval, the plan shall be filed with the Legislative Budget Board no later than December 1st each year.
- 9. Chancellor Salary.** Out of the funds appropriated, transferred, or contracted to the system office, an amount not to exceed \$70,231 in 2024 and \$70,231 in 2025 may be expended for the salary of a chancellor. The chancellor may receive in addition to the above amount a house, utilities, and/or supplement from private sources. If a system owned house is not available an amount not to exceed \$7,200 per year from the system office appropriation and additional funds from gifts and grants where required, may be provided in lieu of house and utilities.
- 10. Returned Value Funding Model for Texas State Technical Colleges.** Funding is recommended for and allocated among Texas State Technical Colleges (TSTCs) based on the additional direct and indirect state tax revenues generated as a result of the education provided to students by the TSTCs. The funding methodology is based on the following components:

 - a. The model includes the cohort of TSTC graduates (earning an associate's degrees or certificate), transfers, and leavers (students who were not found in Texas higher education for two years following the last time they were enrolled in the TSTC) with a minimum completion of nine semester credit hours from 2016 and 2017.
 - b. The cohorts were matched with Unemployment Insurance wage records for employment and wage information for five years after the students graduated from or left the TSTC to establish annual wages for each student. Direct value-added was defined as the incremental state tax revenue attributable to former TSTC students' jobs, based on the difference between former TSTC students' annual wages and a base wage representing a full-time employee earning minimum wage (7 percent of the wage delta). Indirect value-added was defined as the direct value-added multiplied by 1.5, an economic multiplier derived from a U.S. Bureau of Economic Analysis study. Total direct and indirect values-added were summed for each group of students by campus across five years.

**SPECIAL PROVISIONS RELATING ONLY TO COMPONENTS OF TEXAS STATE
TECHNICAL COLLEGE**

(Continued)

- c. Values-added were reduced by a certain percentage, based on the assumption that the benefits would accrue both to the state and TSTCs but with only a portion of the added value included in the formula calculations.
- d. Values-added by campus were divided into the total TSTC value added to define each institution's proportional share of overall formula funding.

The Texas State Technical College System shall continue to work with the Texas Higher Education Coordinating Board, the Legislative Budget Board and other relevant agencies to refine the new Returned Value Funding Formula for the TSTCs. It is the intent of the Legislature that recommended adjustments to the formula shall be ready for implementation in the 2026-27 biennium and shall further the goal of rewarding job placement and graduate earnings projections, not time in training or contact hours.

- 11. Small Institution Supplement.** The Small Institution Supplement, as a set-aside within the General Academic Institution Infrastructure Formula, shall provide supplemental funding to the Texas State Technical Colleges with headcounts of fewer than 10,000 students. For the 2024-25 biennium, Texas State Technical Colleges with a headcount of fewer than 5,000 students shall receive a small institution supplement of \$2,633,133. The small institution supplement shall decrease proportionate to the increase in headcount above 5,000 until the institution reaches 10,000 headcount. Once an institution reaches 10,000 headcount, it shall no longer be eligible for this supplement.

TEXAS A&M AGRILIFE RESEARCH

	For the Years Ending	
	August 31, 2024	August 31, 2025
	<u> </u>	<u> </u>
Method of Financing:		
General Revenue Fund	\$ 80,698,218	\$ 85,465,268
GR Dedicated - Clean Air Account No. 151	\$ 455,712	\$ 455,712
Federal Funds	\$ 9,730,805	\$ 9,730,805
<u>Other Funds</u>		
Feed Control Fund - Local No. 058, estimated	\$ 4,890,000	\$ 4,890,000
Sales Funds - Agricultural Experiment Station, estimated	789,831	789,831
Fertilizer Control Fund, estimated	1,225,000	1,225,000
Indirect Cost Recovery, Locally Held, estimated	<u>288,750</u>	<u>288,750</u>
Subtotal, Other Funds	<u>\$ 7,193,581</u>	<u>\$ 7,193,581</u>
Total, Method of Financing	<u>\$ 98,078,316</u>	<u>\$ 102,845,366</u>
Items of Appropriation:		
1. Educational and General State Support	\$ 98,078,316	\$ 102,845,366
Grand Total, TEXAS A&M AGRILIFE RESEARCH	<u>\$ 98,078,316</u>	<u>\$ 102,845,366</u>

This bill pattern represents an estimated 38% of this agency's estimated total available funds for the biennium.

Number of Full-Time-Equivalents (FTE)- Appropriated Funds	820.0	820.0
--	-------	-------

- 1. Informational Listing of Appropriated Funds.** The appropriations made above for Educational and General State Support are subject to the special and general provisions of this Act and include the following amounts for the purposes indicated.

TEXAS A&M AGRILIFE RESEARCH
(Continued)

A. Goal: AGRICULTURAL/LIFE SCIENCES RESEARCH

Agricultural and Life Sciences Research.

A.1.1. Strategy: AGRICULTURAL/LIFE SCIENCES RESEARCH	\$ 63,411,905	\$ 63,306,921
---	---------------	---------------

Conduct Agricultural and Life Sciences Research.

A.1.2. Strategy: ADVANCING HEALTH THROUGH AG	<u>9,000,000</u>	<u>9,000,000</u>
---	------------------	------------------

Advancing Health through Agriculture.

Total, Goal A: AGRICULTURAL/LIFE SCIENCES RESEARCH	\$ 72,411,905	\$ 72,306,921
---	---------------	---------------

B. Goal: REGULATORY SERVICES

Provide Regulatory Services.

B.1.1. Strategy: HONEY BEE REGULATION	\$ 248,529	\$ 252,319
--	------------	------------

Control Diseases/Pest of EHB & Reduce Impact of AHB thru Regulation.

B.2.1. Strategy: FEED AND FERTILIZER PROGRAM	<u>\$ 5,316,779</u>	<u>\$ 5,310,413</u>
---	---------------------	---------------------

Monitor and Evaluate Products Distributed in the State.

Total, Goal B: REGULATORY SERVICES	\$ 5,565,308	\$ 5,562,732
---	--------------	--------------

C. Goal: INDIRECT ADMINISTRATION

C.1.1. Strategy: INDIRECT ADMINISTRATION	\$ 5,377,895	\$ 5,485,454
---	--------------	--------------

C.1.2. Strategy: INFRASTRUCTURE SUPPORT IN BRAZOS CO

	5,893,804	5,893,803
--	-----------	-----------

Infrastructure Support - In Brazos County.

C.1.3. Strategy: INFRASTRUCT SUPP OUTSIDE BRAZOS CO	<u>3,176,854</u>	<u>3,176,854</u>
--	------------------	------------------

Infrastructure Support - Outside Brazos County.

Total, Goal C: INDIRECT ADMINISTRATION	\$ 14,448,553	\$ 14,556,111
---	---------------	---------------

D. Goal: STAFF BENEFITS

Staff Benefits Contributions.

D.1.1. Strategy: STAFF GROUP INSURANCE	\$ 1,112,500	\$ 1,112,500
---	--------------	--------------

Staff Group Insurance Contributions.

E. Goal: SALARY ADJUSTMENTS

E.1.1. Strategy: SALARY ADJUSTMENTS	<u>\$ 4,540,050</u>	<u>\$ 9,307,102</u>
--	---------------------	---------------------

Grand Total, TEXAS A&M AGRILIFE RESEARCH	<u>\$ 98,078,316</u>	<u>\$ 102,845,366</u>
---	----------------------	-----------------------

Object-of-Expense Informational Listing:

Salaries and Wages	\$ 38,975,886	\$ 44,401,655
Other Personnel Costs	5,026,239	5,104,512
Professional Salaries - Faculty Equivalent (Higher Education Only)	20,594,826	21,006,723
Professional Fees and Services	306,000	306,000
Fuels and Lubricants	370,800	370,800
Consumable Supplies	855,000	855,000
Utilities	3,424,920	3,449,920
Travel	355,000	355,000
Rent - Building	111,500	111,500
Rent - Machine and Other	191,500	191,500
Other Operating Expense	15,716,645	14,542,756
Capital Expenditures	<u>12,150,000</u>	<u>12,150,000</u>

Total, Object-of-Expense Informational Listing	<u>\$ 98,078,316</u>	<u>\$ 102,845,366</u>
---	----------------------	-----------------------

Estimated Allocations for Employee Benefits and Debt Service Appropriations Made Elsewhere in this Act:

Employee Benefits

Retirement	\$ 3,571,199	\$ 3,967,434
Group Insurance	11,430,250	11,430,250
Social Security	<u>3,381,774</u>	<u>3,838,331</u>

Total, Estimated Allocations for Employee Benefits and Debt Service Appropriations Made Elsewhere in this Act	<u>\$ 18,383,223</u>	<u>\$ 19,236,015</u>
--	----------------------	----------------------

2. Performance Measure Targets. The following is a listing of the key performance target levels for the Texas A&M AgriLife Research. It is the intent of the Legislature that appropriations

TEXAS A&M AGRILIFE RESEARCH
(Continued)

made by this Act be utilized in the most efficient and effective manner possible to achieve the intended mission of the Texas A&M AgriLife Research. In order to achieve the objectives and service standards established by this Act, the Texas A&M AgriLife Research shall make every effort to attain the following designated key performance target levels associated with each item of appropriation.

	2024	2025
A. Goal: AGRICULTURAL/LIFE SCIENCES RESEARCH		
Outcome (Results/Impact):		
Percentage Change in Number of Patents, Disclosures, and Licenses	2%	2%
A.1.1. Strategy: AGRICULTURAL/LIFE SCIENCES RESEARCH		
Output (Volume):		
Number of Scientific Publications	2,250	2,250
Explanatory:		
Amount of External Sponsor Support	135,000,000	135,000,000
B. Goal: REGULATORY SERVICES		
B.1.1. Strategy: HONEY BEE REGULATION		
Output (Volume):		
Number of Bee Colonies Inspected	300,000	300,000
Number of Apiaries Inspected	225	225
B.2.1. Strategy: FEED AND FERTILIZER PROGRAM		
Output (Volume):		
Number of Feed and Fertilizer Samples Analyzed by the Agricultural Analytical Services Laboratory	7,000	7,000

- 3. Limited Waiver from Proportionality Provision.** Texas A&M AgriLife Research is specifically exempt from implementation of proportionality for Higher Education Retirement Programs, but only in regard to the retirement match limit that is imposed under the federal Hatch Act and the McIntire-Stennis Act.
- 4. Equine Research Account.** Included in the appropriations above are fees collected in each year of the biennium beginning September 1, 2023, pursuant to the Texas Racing Act, for the Equine Research Account in support of the Equine Research Program.
- 5. Agriculture Registration Fees.** Included in the appropriations above are fees collected in each year of the biennium beginning September 1, 2023, pursuant to §131.046, Texas Agriculture Code, from the General Revenue Fund (Revenue Object Code 3410) to Texas A&M AgriLife Research for the Honey Bee Disease Program.
- 6. Advancements in Water Resource Management.** Out of the funds appropriated above, \$1,440,000 in fiscal year 2024 and \$1,440,000 in fiscal year 2025 in General Revenue shall be used to support the role of the Texas A&M AgriLife Extension Service, Texas A&M AgriLife Research and the Texas A&M Engineering Experiment Station in advancements in water resources management.
- 7. Cotton, Wool, and Mohair Research.** Out of the funds appropriated above in Strategy A.1.1, Agricultural/Life Sciences Research, \$480,000 in fiscal year 2024 and \$480,000 in fiscal year 2025 in General Revenue shall be used for cotton, wool, and mohair research.
- 8. Controlling Exotic and Invasive Insect Transmitted Pathogens.** Out of the funds appropriated above in Strategy A.1.1, Agricultural/Life Sciences Research, \$2,400,000 in fiscal year 2024 and \$2,400,000 in fiscal year 2025 in General Revenue shall be used to establish comprehensive research programs to control exotic and invasive insect transmitted pathogens in Texas.
- 9. Capital Expenditures for Increasing Research Capability.** Included in amounts appropriated above in Strategy A.1.1., Agricultural/Life Sciences Research, is \$9,000,000 in General Revenue in each fiscal year of the 2024-25 biennium, to be used to update laboratory space, as well as for specialized instrumentation and equipment, as needed to increase research capability at the 13 research centers of Texas A&M AgriLife Research.

This appropriation is contingent on approval by a two-thirds majority in each chamber of the legislature. In accordance with Article 7, Section 18(i), Texas Constitution, the legislature finds that there is a demonstrated need for increased research capability at the research centers of Texas A&M AgriLife Research.

TEXAS A&M AGRILIFE EXTENSION SERVICE

	For the Years Ending	
	August 31, 2024	August 31, 2025
Method of Financing:		
General Revenue Fund	\$ 53,435,966	\$ 57,991,618
Federal Funds	\$ 14,002,423	\$ 14,002,423
<u>Other Funds</u>		
County Funds - Extension Programs Fund, estimated	\$ 10,655,866	\$ 10,655,866
Interagency Contracts	1,800,000	1,800,000
License Plate Trust Fund Account No. 0802, estimated	32,000	32,000
Subtotal, Other Funds	\$ 12,487,866	\$ 12,487,866
Total, Method of Financing	\$ 79,926,255	\$ 84,481,907
Items of Appropriation:		
1. Educational and General State Support	\$ 79,926,255	\$ 84,481,907
Grand Total, TEXAS A&M AGRILIFE EXTENSION SERVICE	\$ 79,926,255	\$ 84,481,907

This bill pattern represents an estimated 54% of this agency's estimated total available funds for the biennium.

Number of Full-Time-Equivalents (FTE)- Appropriated Funds¹	1,119.3	1,119.3
--	---------	---------

1. Informational Listing of Appropriated Funds. The appropriations made above for Educational and General State Support are subject to the special and general provisions of this Act and include the following amounts for the purposes indicated.

A. Goal: FAMILY & COMMUNITY HEALTH EDUCATION
Educate Texans for Improving Their Health, Safety, and Well-Being.

A.1.1. Strategy: FAMILY COMMUNITY HEALTH EDUCATION Conduct Nutrition, Health, and Wellness Educational Programs.	\$ 18,662,862	\$ 18,662,863
--	---------------	---------------

B. Goal: AGRICULTURE AND NATURAL RESOURCES
Agriculture, Natural Resources, Economic and Environmental Education.

B.1.1. Strategy: AGRICULTURE AND NATURAL RESOURCES Provide Education in Agriculture, Natural Resources & Economic Develop.	\$ 36,029,473	\$ 36,029,473
--	---------------	---------------

C. Goal: LEADERSHIP DEVELOPMENT
Foster Development of Responsible, Productive & Motivated Youth/Adults.

C.1.1. Strategy: LEADERSHIP DEVELOPMENT Teach Leadership, Life, and Career Skills to Both Youth and Adults.	\$ 11,512,532	\$ 11,512,532
---	---------------	---------------

D. Goal: WILDLIFE MANAGEMENT
Protect Resources and Property from Wildlife-related Damages.

D.1.1. Strategy: WILDLIFE MANAGEMENT Provide Direct Control and Technical Assistance.	\$ 3,213,984	\$ 3,213,984
---	--------------	--------------

E. Goal: INDIRECT ADMINISTRATION

E.1.1. Strategy: INDIRECT ADMINISTRATION	\$ 2,936,996	\$ 2,936,996
E.1.2. Strategy: INFRASTRUCTURE SUPPORT IN BRAZOS CO Infrastructure Support - In Brazos County.	716,508	716,507
E.1.3. Strategy: INFRASTRUCTURE SUPP OUTSIDE BRAZOS CO Infrastructure Support - Outside Brazos County.	642,070	642,070

Total, Goal E: INDIRECT ADMINISTRATION	\$ 4,295,574	\$ 4,295,573
---	--------------	--------------

TEXAS A&M AGRILIFE EXTENSION SERVICE
(Continued)

F. Goal: STAFF BENEFITS

Staff Benefits Contributions.

F.1.1. Strategy: STAFF GROUP INSURANCE	\$ 1,873,113	\$ 1,873,113
Staff Group Insurance Contributions.		

G. Goal: SALARY ADJUSTMENTS

G.1.1. Strategy: SALARY ADJUSTMENTS	<u>\$ 4,338,717</u>	<u>\$ 8,894,369</u>
--	---------------------	---------------------

Grand Total, TEXAS A&M AGRILIFE EXTENSION SERVICE	<u>\$ 79,926,255</u>	<u>\$ 84,481,907</u>
--	----------------------	----------------------

Object-of-Expense Informational Listing:

Salaries and Wages	\$ 26,371,532	\$ 30,932,044
Other Personnel Costs	7,163,051	7,163,051
Professional Salaries - Faculty Equivalent (Higher Education Only)	9,287,535	9,287,535
Professional Salaries - Extension (Texas AgriLife Extension Svc)	31,363,645	31,363,645
Professional Fees and Services	321,458	321,458
Fuels and Lubricants	149,893	149,893
Consumable Supplies	94,357	94,357
Utilities	808,467	808,467
Travel	390,773	390,773
Rent - Building	317,401	317,401
Rent - Machine and Other	575,134	575,134
Other Operating Expense	1,298,600	1,293,740
Client Services	4,830	4,830
Grants	1,529,579	1,529,579
Capital Expenditures	<u>250,000</u>	<u>250,000</u>

Total, Object-of-Expense Informational Listing	<u>\$ 79,926,255</u>	<u>\$ 84,481,907</u>
---	----------------------	----------------------

Estimated Allocations for Employee Benefits and Debt Service Appropriations Made Elsewhere in this Act:

Employee Benefits

Retirement	\$ 3,852,112	\$ 4,354,841
Group Insurance	16,236,167	16,236,167
Social Security	<u>3,355,576</u>	<u>3,751,283</u>

Total, Estimated Allocations for Employee Benefits and Debt Service Appropriations Made Elsewhere in this Act	<u>\$ 23,443,855</u>	<u>\$ 24,342,291</u>
--	----------------------	----------------------

2. Performance Measure Targets. The following is a listing of the key performance target levels for the Texas A&M AgriLife Extension Service. It is the intent of the Legislature that appropriations made by this Act be utilized in the most efficient and effective manner possible to achieve the intended mission of the Texas A&M AgriLife Extension Service. In order to achieve the objectives and service standards established by this Act, the Texas A&M AgriLife Extension Service shall make every effort to attain the following designated key performance target levels associated with each item of appropriation.

	<u>2024</u>	<u>2025</u>
A. Goal: FAMILY & COMMUNITY HEALTH EDUCATION		
Outcome (Results/Impact):		
Educational Program Index Attainment	90	90
A.1.1. Strategy: FAMILY COMMUNITY HEALTH EDUCATION		
Output (Volume):		
Direct Teaching Exposures	3,841,452	3,841,452
Efficiencies:		
Average Cost Per Educational Contact	4.2	4.2
Percentage of Direct Teaching Exposures Obtained through Distance Education	50%	50%
Percentage of Direct Teaching Exposures Obtained by Volunteers	7%	7%
B. Goal: AGRICULTURE AND NATURAL RESOURCES		
Outcome (Results/Impact):		
Educational Program Index Attainment	90	90
B.1.1. Strategy: AGRICULTURE AND NATURAL RESOURCES		
Output (Volume):		
Direct Teaching Exposures	13,349,106	13,349,106

TEXAS A&M AGRILIFE EXTENSION SERVICE
(Continued)

Efficiencies:

Average Cost Per Educational Contact	2.6	2.6
Percentage of Direct Teaching Exposures Obtained through Distance Education	50%	50%
Percentage of Direct Teaching Exposures Obtained by Volunteers	7%	7%

C. Goal: LEADERSHIP DEVELOPMENT

Outcome (Results/Impact):

Educational Program Index Attainment	90	90
--------------------------------------	----	----

C.1.1. Strategy: LEADERSHIP DEVELOPMENT

Output (Volume):

Direct Teaching Exposures	5,634,167	5,634,167
---------------------------	-----------	-----------

Efficiencies:

Average Cost Per Educational Contact	1.75	1.75
Percentage of Direct Teaching Exposures Obtained through Distance Education	30%	30%
Percentage of Direct Teaching Exposures Obtained by Volunteers	16%	16%

D. Goal: WILDLIFE MANAGEMENT

Outcome (Results/Impact):

Percentage of Counties Receiving Direct Control Assistance	80%	80%
--	-----	-----

D.1.1. Strategy: WILDLIFE MANAGEMENT

Output (Volume):

Number of Properties Provided Wildlife Damage Management Assistance	3,750	3,750
Number of Technical Assistance Projects	21,800	21,800

- 3. Integrated Pest Management.** Out of the funds appropriated above, \$49,365 in each year of the biennium is for contracting with the Texas Pest Management Association for pest management. No more than 10 percent of these funds shall be used by the Texas A&M AgriLife Extension Service for administering the program.

- 4. Limited Waiver from Proportionality Provision.** For the purpose of determining proportional payments of retirement and group insurance benefits for the Texas A&M AgriLife Extension Service, as required in this Act, County Funds paid directly by County Commissioners Courts shall be considered as General Revenue Funds. The Texas A&M AgriLife Extension Service is specifically exempt from implementation of proportionality for Higher Education Retirement Programs, but only in regard to the retirement match limit that is imposed under the federal Smith-Lever Act and the Hatch Act.

- 5. Youth Development Programs in Urban Areas.** The Texas A&M AgriLife Extension Service, in addition to providing ongoing programs for rural residents, shall use the appropriations above to place greater emphasis on providing community leadership development education programming, targeting (but not limited to) youth residing in urban areas.

- 6. Workforce Horizons for Texas Youth.** Out of the funds appropriated above, \$250,000 in fiscal year 2024 and \$250,000 in fiscal year 2025 in General Revenue shall be used for the Workforce Horizons for Texas Youth program.

- 7. Feral Hog Abatement Program.** Amounts appropriated above out of the General Revenue Fund in Strategy D.1.1, Wildlife Management, include \$450,000 in each fiscal year of the biennium to be used to implement feral hog abatement technologies. Of this amount, the Texas A&M AgriLife Extension Service shall use a minimum of \$96,250 per fiscal year to fund grants for county feral hog eradication projects in Texas. The Texas A&M AgriLife Extension Service shall submit a report to the Legislative Budget Board and the Governor no later than October 1, 2024, providing information on the number of feral hogs abated and the cost per abatement using certain technologies.

- 8. Surplus Agricultural Products Grant Program Serving Low Income Students.** Amounts appropriated above out of the General Revenue Fund in Strategy A.1.1, Family & Community Health Education, include \$1,592,588 each fiscal year of the biennium to fund the Surplus Agricultural Products Grant Program serving low income students and their families.

- 9. Disaster Readiness and Recovery for Texas.** Out of the funds appropriated above in Strategies A.1.1, Family & Community Health Education, and B.1.1, Agriculture and Natural Resources, \$3,400,000 in General Revenue in fiscal year 2024 and \$3,400,000 in General Revenue in fiscal

TEXAS A&M AGRILIFE EXTENSION SERVICE
(Continued)

year 2025 shall be used to support six regional Disaster Assessment and Recovery Teams (DARTs) made up of Extension professionals with expertise in community resiliency planning, hazard mitigation education, emergency preparedness and long-term recovery processes.

- 10. Pay for Regular Compensatory Time.** The Texas A&M AgriLife Extension Service may use the appropriations above to pay its Fair Labor Standards Act exempt employees on a straight-time basis for work on a holiday or for regular compensatory time hours when such time is worked in connection with an emergency and when the taking of regular compensatory time off would be disruptive to normal business functions.
- 11. Chronic Disease Prevention.** Out of the funds appropriated above in strategy A.1.1, Family & Community Health Education, \$139,800 out of the General Revenue Funds per fiscal year of the biennium shall be used to support programming focused on chronic disease prevention.
- 12. Bee Pollinator Program.** Out of the funds appropriated above in Strategy B.1.1, Agriculture and Natural Resources, \$500,000 in General Revenue Funds in each fiscal year of the biennium shall be used to support bee research programs. Of that amount, \$199,500 in fiscal year 2024 and \$204,360 in fiscal year 2025 and 1.0 FTE each fiscal year shall be used to support an apiculture specialist devoted to beekeeping, to serve as a statewide resource for research-based apiary management practices.

¹ Incorporates the enactment of SB 30, 88th Legislature, Regular Session, relating to making supplemental appropriations and reductions in appropriations and giving direction and adjustment authority regarding appropriations, resulting in an increase of 40.5 FTEs each fiscal year of the biennium for the extension agent network.

TEXAS A&M ENGINEERING EXPERIMENT STATION

	For the Years Ending	
	August 31, 2024	August 31, 2025
	<u> </u>	<u> </u>
Method of Financing:		
General Revenue Fund	\$ 65,204,971	\$ 34,207,235
GR Dedicated - Texas Emissions Reduction Plan Account No. 5071	\$ 421,384	\$ 421,383
Federal Funds	\$ 111,332,469	\$ 111,332,469
<u>Other Funds</u>		
Interagency Contracts	\$ 2,216,182	\$ 2,216,183
Other Funds	38,812,421	38,812,421
Indirect Cost Recovery, Locally Held, estimated	<u>5,073,876</u>	<u>5,073,876</u>
Subtotal, Other Funds	<u>\$ 46,102,479</u>	<u>\$ 46,102,480</u>
Total, Method of Financing	<u>\$ 223,061,303</u>	<u>\$ 192,063,567</u>
Items of Appropriation:		
1. Educational and General State Support	\$ 223,061,303	\$ 192,063,567
Grand Total, TEXAS A&M ENGINEERING EXPERIMENT STATION	<u>\$ 223,061,303</u>	<u>\$ 192,063,567</u>

This bill pattern represents an estimated 91% of this agency's estimated total available funds for the biennium.

**Number of Full-Time-Equivalents (FTE)-
Appropriated Funds** 842.4 842.4

- 1. Informational Listing of Appropriated Funds.** The appropriations made above for Educational and General State Support are subject to the special and general provisions of this Act and include the following amounts for the purposes indicated.

TEXAS A&M ENGINEERING EXPERIMENT STATION
(Continued)

A. Goal: ENGINEERING RESEARCH

Conduct Engineering & Related Research to Enhance Higher Ed & Eco Dev.

A.1.1. Strategy: RESEARCH PROGRAMS	\$ 181,012,403	\$ 151,012,403
A.2.1. Strategy: TECHNOLOGY TRANSFER	\$ 1,880,702	\$ 1,880,702
A.3.1. Strategy: WORKFORCE DEVELOPMENT	\$ 9,468,501	\$ 9,468,501
A.3.2. Strategy: RAMI HUB	<u>5,000,000</u>	<u>UB</u>
Rio Grande Valley Advanced Manufacturing Innovation Hub.		
Total, Goal A: ENGINEERING RESEARCH	\$ 197,361,606	\$ 162,361,606

B. Goal: INDIRECT ADMINISTRATION

B.1.1. Strategy: INDIRECT ADMINISTRATION	\$ 4,984,899	\$ 4,984,899
B.1.2. Strategy: INFRASTRUCTURE SUPPORT	7,153,635	7,153,635
B.1.3. Strategy: CENTER FOR INFRASTRUCTURE RENEWAL	<u>4,799,345</u>	<u>4,799,869</u>
Total, Goal B: INDIRECT ADMINISTRATION	\$ 16,937,879	\$ 16,938,403

C. Goal: STAFF BENEFITS

Staff Benefits Contributions.

C.1.1. Strategy: STAFF GROUP INSURANCE	\$ 4,950,637	\$ 4,950,637
Staff Group Insurance Contributions.		

D. Goal: SALARY ADJUSTMENTS

D.1.1. Strategy: SALARY ADJUSTMENTS	<u>\$ 3,811,181</u>	<u>\$ 7,812,921</u>
--	---------------------	---------------------

Grand Total, TEXAS A&M ENGINEERING EXPERIMENT STATION	<u>\$ 223,061,303</u>	<u>\$ 192,063,567</u>
--	-----------------------	-----------------------

Object-of-Expense Informational Listing:

Salaries and Wages	\$ 61,160,614	\$ 64,419,794
Other Personnel Costs	12,508,997	12,402,917
Professional Salaries - Faculty Equivalent (Higher Education Only)	18,463,524	18,463,524
Professional Fees and Services	4,185,091	4,185,091
Fuels and Lubricants	26,639	26,639
Consumable Supplies	4,634,619	4,634,618
Utilities	1,408,698	1,408,698
Travel	267,617	267,617
Rent - Building	2,263,284	2,263,284
Rent - Machine and Other	548,668	548,668
Debt Service	4,799,345	4,799,869
Other Operating Expense	28,164,490	24,013,131
Client Services	13,278,074	13,278,074
Grants	23,238,708	23,238,708
Capital Expenditures	<u>48,112,935</u>	<u>18,112,935</u>
Total, Object-of-Expense Informational Listing	<u>\$ 223,061,303</u>	<u>\$ 192,063,567</u>

Estimated Allocations for Employee Benefits and Debt Service Appropriations Made Elsewhere in this Act:

Employee Benefits

Retirement	\$ 1,567,232	\$ 1,986,600
Group Insurance	2,879,130	2,879,130
Social Security	<u>1,391,529</u>	<u>1,728,475</u>

Total, Estimated Allocations for Employee Benefits and Debt Service Appropriations Made Elsewhere in this Act	<u>\$ 5,837,891</u>	<u>\$ 6,594,205</u>
--	---------------------	---------------------

2. Performance Measure Targets. The following is a listing of the key performance target levels for the Texas A&M Engineering Experiment Station. It is the intent of the Legislature that appropriations made by this Act be utilized in the most efficient and effective manner possible to achieve the intended mission of the Texas A&M Engineering Experiment Station. In order to achieve the objectives and service standards established by this Act, the Texas A&M Engineering Experiment Station shall make every effort to attain the following designated key performance target levels associated with each item of appropriation.

TEXAS A&M ENGINEERING EXPERIMENT STATION
(Continued)

	2024	2025
A. Goal: ENGINEERING RESEARCH		
Outcome (Results/Impact):		
Leverage Ratio of General Revenue Appropriations to Total Funds (Excluding Infrastructure Funds)	12.21	12.21
Dollar Volume of Sponsored Research Expenditures (Millions)	220	220
Number of Formal License Agreements	12	12
A.1.1. Strategy: RESEARCH PROGRAMS		
Output (Volume):		
Dollar Volume Sponsored of Research Awards (Millions)	200	200
Number of Sponsored Research Projects	1,450	1,450
A.2.1. Strategy: TECHNOLOGY TRANSFER		
Output (Volume):		
Number of Patent Applications	120	120
Number of Industry-sponsored Research Projects	350	350
A.3.1. Strategy: WORKFORCE DEVELOPMENT		
Output (Volume):		
Number of Students from Underrepresented Groups Participating in Agency Activities	26,835	29,519
Number of All Texas Educators Participating in Agency Employment, Scholarships, and/or Outreach Programs, Events and Activities	2,684	2,952

3. **Offshore Technology Research Center.** Out of the funds appropriated above in Strategy A.1.1, Research Programs, \$203,861 in fiscal year 2024 and \$203,861 in fiscal year 2025 is for the purpose of supporting the Offshore Technology Research Center.

4. **Nuclear Engineering and Secure Manufacturing.** Out of the funds appropriated above in Strategy A.3.1, Workforce Development, the Texas A&M Engineering Experiment Station shall allocate \$2,333,757 in fiscal year 2024 and \$2,333,757 in fiscal year 2025 in General Revenue to implement programs and partnerships for the nuclear engineering industry and secure manufacturing sector.

5. **Debt Service for the Center for Infrastructure Renewal.** Out of the funds appropriated above in Strategy B.1.3, Center for Infrastructure Renewal, General Revenue is to be used for debt service for the Center for Infrastructure Renewal in the amounts of \$4,799,345 in fiscal year 2024 and \$4,799,869 in fiscal year 2025, and is contingent upon this Act passing by a two-thirds majority in each house. The Legislature hereby finds in accordance with Article 7, Section 18(i) of the Texas Constitution, that there is a demonstrated need for the infrastructure renewal facility at Texas A&M Engineering Experiment Station.

6. **NASA Programs.** Out of the funds appropriated above in Strategy A.3.1, Workforce Development, is \$3,420,617 in General Revenue in fiscal year 2024 and \$3,420,617 in General Revenue in fiscal year 2025 for the Space Alliance Technology Outreach Program and the Texas Aerospace Scholars Program.

7. **Capstone Design Projects.** Out of the funds appropriated above in Strategy A.3.1, Workforce Development, is \$80,000 in General Revenue in fiscal year 2024 and \$80,000 in General Revenue in fiscal year 2025 to expand the Capstone Design Projects program.

8. **Rio Grande Valley Advanced Manufacturing Innovation Hub.** Out of the funds appropriated above in Strategy A.3.2, RAMI Hub, is \$5,000,000 in General Revenue in fiscal year 2024 for the purpose of engaging with the Brownsville Navigation District, the Texas A&M Engineering Extension Service, and other regional industrial and educational partners to establish and operate an advanced manufacturing innovation hub in the Lower Rio Grande Valley to provide workforce development credentials for skills in-demand by the advanced manufacturing sector.

Any unexpended balances at the end of fiscal year 2024, are appropriated for the same purpose for fiscal year 2025.

9. Hypersonic Wind Tunnel.

- (a) Out of the funds appropriated above in Strategy A.1.1, Research Programs, is \$30,000,000 in General Revenue Funds in fiscal year 2024 for a hypersonic wind tunnel and associated research capacity to advance hypersonic research. Any unexpended balances at the end of fiscal year 2024, are appropriated for the same purpose for fiscal year 2025.

TEXAS A&M ENGINEERING EXPERIMENT STATION
(Continued)

- (b) The Legislature hereby finds in accordance with Art. 7, Section 18(i) of the Texas Constitution that there is a demonstrated need for the facilities described by subsection (a) and that such appropriation may be used for construction of such facilities by the Texas A&M Engineering Experiment Station.

TEXAS A&M TRANSPORTATION INSTITUTE

	For the Years Ending	
	August 31, 2024	August 31, 2025
Method of Financing:		
General Revenue Fund ¹	\$ 10,200,744	\$ 12,378,426
Federal Funds	\$ 14,543,452	\$ 14,834,321
<u>Other Funds</u>		
Appropriated Receipts	\$ 8,594,951	\$ 8,766,850
Interagency Contracts	28,006,371	28,566,499
Indirect Cost Recovery, Locally Held, estimated	14,797,798	15,124,947
Subtotal, Other Funds	\$ 51,399,120	\$ 52,458,296
Total, Method of Financing	\$ 76,143,316	\$ 79,671,043
Items of Appropriation:		
1. Educational and General State Support	\$ 76,143,316	\$ 79,671,043
Grand Total, TEXAS A&M TRANSPORTATION INSTITUTE	\$ 76,143,316	\$ 79,671,043
 This bill pattern represents an estimated 87.3% of this agency's estimated total available funds for the biennium.		
Number of Full-Time-Equivalents (FTE)- Appropriated Funds	437.0	438.0
 1. Informational Listing of Appropriated Funds. The appropriations made above for Educational and General State Support are subject to the special and general provisions of this Act and include the following amounts for the purposes indicated.		
A. Goal: TRANSPORTATION RESEARCH Transportation Research, Dissemination & Transportation Education.		
A.1.1. Strategy: SPONSORED RESEARCH¹ Sponsored Transportation Research.	\$ 56,817,485	\$ 57,564,425
A.1.2. Strategy: NATIONAL CENTERS Research/Education within the National Centers.	4,378,522	4,419,912
Total, Goal A: TRANSPORTATION RESEARCH	\$ 61,196,007	\$ 61,984,337
 B. Goal: INDIRECT ADMINISTRATION		
B.1.1. Strategy: INDIRECT ADMINISTRATION	\$ 7,231,669	\$ 7,335,110
B.1.2. Strategy: INFRASTRUCTURE SUPPORT	2,297,970	2,297,970
Total, Goal B: INDIRECT ADMINISTRATION	\$ 9,529,639	\$ 9,633,080
 C. Goal: STAFF BENEFITS Staff Benefits Contributions.		
C.1.1. Strategy: STAFF GROUP INSURANCE Staff Group Insurance Contributions.	\$ 2,963,686	\$ 3,022,960
 D. Goal: SALARY ADJUSTMENTS		
D.1.1. Strategy: SALARY ADJUSTMENTS	\$ 2,453,984	\$ 5,030,666
Grand Total, TEXAS A&M TRANSPORTATION INSTITUTE	\$ 76,143,316	\$ 79,671,043

TEXAS A&M TRANSPORTATION INSTITUTE
(Continued)

Object-of-Expense Informational Listing:

Salaries and Wages	\$ 44,025,479	\$ 46,975,368
Other Personnel Costs	8,307,893	8,472,797
Professional Fees and Services	171,073	174,453
Fuels and Lubricants	8,922	9,104
Consumable Supplies	663,771	676,987
Utilities	290,739	296,316
Travel	422,494	430,575
Rent - Building	1,700,456	1,735,030
Rent - Machine and Other	763,185	777,419
Other Operating Expense	19,274,251	19,598,213
Capital Expenditures	<u>515,053</u>	<u>524,781</u>

Total, Object-of-Expense Informational Listing \$ 76,143,316 \$ 79,671,043

Estimated Allocations for Employee Benefits and Debt Service Appropriations Made Elsewhere in this Act:

Employee Benefits

Retirement	\$ 3,022,539	\$ 3,333,730
Group Insurance	2,039,761	2,039,761
Social Security	<u>632,716</u>	<u>841,248</u>

Total, Estimated Allocations for Employee Benefits and Debt Service Appropriations Made Elsewhere in this Act \$ 5,695,016 \$ 6,214,739

2. Performance Measure Targets. The following is a listing of the key performance target levels for the Texas A&M Transportation Institute. It is the intent of the Legislature that appropriations made by this Act be utilized in the most efficient and effective manner possible to achieve the intended mission of the Texas A&M Transportation Institute. In order to achieve the objectives and service standards established by this Act, the Texas A&M Transportation Institute shall make every effort to attain the following designated key performance target levels associated with each item of appropriation.

	<u>2024</u>	<u>2025</u>
A. Goal: TRANSPORTATION RESEARCH		
Outcome (Results/Impact):		
Total Dollar Volume of Sponsored Research Expenditures (Millions)	72,810,776	74,238,639
Leverage Ratio of Direct State Funding to Total Funds (Excluding Infrastructure Funds)	16.74	16.74
A.1.1. Strategy: SPONSORED RESEARCH		
Output (Volume):		
Number of TTI Patented Safety Devices Installed	1,044,586	1,053,586
Average Number of Students Involved in TTI Education and Research Activities	135.8	139.9
Dollar Volume of Sponsored Research Expenditures (Millions)	68,119,589	69,502,417
A.1.2. Strategy: NATIONAL CENTERS		
Output (Volume):		
Average Number of Students Involved in National Centers Education and Research Activities	81.6	82.4
Dollar Volume of National Centers Research Expenditures (Millions)	4,691,187	4,736,222

3. Transportation Safety Center. Out of funds appropriated above, \$960,000 in fiscal year 2024 and \$960,000 in fiscal year 2025 out of General Revenue shall be used to fund the Transportation Safety Center to conduct research, education, and technology transfer to improve the safety of Texas' roads and highways.

4. Center for International Intelligent Transportation. Out of funds appropriated above, \$816,000 in fiscal year 2024 and \$816,000 in fiscal year 2025 out of General Revenue shall be used to fund the Center for International Intelligent Transportation in El Paso to conduct research, education, and technology transfer to improve the safety of Texas' roads and highways for secure international transportation and other issues specific to the El Paso region, international and border settings.

5. Contingency for Senate Bill 1500.¹ Contingent on enactment of Senate Bill 1500 by the Eighty-eighth Legislature, Regular Session, 2023, or similar legislation requiring the Texas A&M

TEXAS A&M TRANSPORTATION INSTITUTE
(Continued)

Transportation Institute to conduct a study on waterborne commerce economics of navigation districts in the state, the institute is appropriated \$531,500 in fiscal year 2024 and \$132,500 in fiscal year 2025 out of the General Revenue Fund to implement the provisions of the legislation.

¹ Incorporates Article IX, Section 18.61, of this Act, due to enactment of SB 1500, 88th Legislature, Regular Session, or similar legislation requiring the Texas A&M Transportation Institute to conduct a study on waterborne commerce economics of navigation districts in the state, resulting in increases of \$531,500 in fiscal year 2024 and \$132,500 in fiscal year 2025 out of General Revenue.

TEXAS A&M ENGINEERING EXTENSION SERVICE

	For the Years Ending	
	August 31, 2024	August 31, 2025
Method of Financing:		
General Revenue Fund	\$ 10,425,085	\$ 12,531,275
Federal Funds	\$ 24,604,239	\$ 24,604,239
<u>Other Funds</u>		
Appropriated Receipts	\$ 53,259,744	\$ 53,259,744
Interagency Contracts	2,274,281	2,274,281
Indirect Cost Recovery, Locally Held, estimated	6,266,161	6,266,161
Subtotal, Other Funds	\$ 61,800,186	\$ 61,800,186
Total, Method of Financing	\$ 96,829,510	\$ 98,935,700
Items of Appropriation:		
1. Educational and General State Support	\$ 96,829,510	\$ 98,935,700
Grand Total, TEXAS A&M ENGINEERING EXTENSION SERVICE	\$ 96,829,510	\$ 98,935,700

This bill pattern represents an estimated 96% of this agency's estimated total available funds for the biennium.

Number of Full-Time-Equivalents (FTE)-Appropriated Funds¹	574.8	574.8
---	-------	-------

1. Informational Listing of Appropriated Funds. The appropriations made above for Educational and General State Support are subject to the special and general provisions of this Act and include the following amounts for the purposes indicated.

A. Goal: PROVIDE TRAINING		
Provide Training and Technical Assistance.		
A.1.1. Strategy: PUBLIC SECTOR TRAINING	\$ 42,455,804	\$ 42,455,804
Provide Public Sector Training.		
A.1.2. Strategy: PRIVATE SECTOR TRAINING	15,430,405	15,430,405
Provide Private Sector Training.		
Total, Goal A: PROVIDE TRAINING	\$ 57,886,209	\$ 57,886,209
B. Goal: PROVIDE TECHNICAL ASSISTANCE		
B.1.1. Strategy: PROVIDE TECHNICAL ASSISTANCE	\$ 6,315,990	\$ 6,315,990
C. Goal: PROVIDE EMERGENCY RESPONSE		
C.1.1. Strategy: TEXAS TASK FORCE 1 AND 2 CAPABILITY	\$ 7,590,454	\$ 7,590,454
Provide Texas Task Force 1 and Texas Task Force 2 Capabilities.		
D. Goal: INDIRECT ADMINISTRATION		
D.1.1. Strategy: INDIRECT ADMINISTRATION	\$ 15,822,782	\$ 15,822,782

TEXAS A&M ENGINEERING EXTENSION SERVICE
(Continued)

D.1.2. Strategy: INFRASTRUCTURE SUPPORT	1,837,273	1,837,272
Total, Goal D: INDIRECT ADMINISTRATION	\$ 17,660,055	\$ 17,660,054
E. Goal: STAFF BENEFITS Staff Benefits Contributions.		
E.1.1. Strategy: STAFF GROUP INSURANCE Staff Group Insurance Contributions.	\$ 5,370,906	\$ 5,370,906
F. Goal: SALARY ADJUSTMENTS		
F.1.1. Strategy: SALARY ADJUSTMENTS	\$ 2,005,896	\$ 4,112,087
Grand Total, TEXAS A&M ENGINEERING EXTENSION SERVICE	\$ 96,829,510	\$ 98,935,700

Object-of-Expense Informational Listing:

Salaries and Wages	\$ 39,166,212	\$ 41,272,403
Other Personnel Costs	5,630,459	5,630,459
Professional Fees and Services	829,123	829,123
Fuels and Lubricants	9,861	9,861
Consumable Supplies	450,265	450,265
Utilities	1,277,872	1,277,872
Travel	6,068,854	6,068,854
Rent - Building	233,056	233,056
Rent - Machine and Other	805,066	805,066
Other Operating Expense	42,358,742	42,358,741
Total, Object-of-Expense Informational Listing	\$ 96,829,510	\$ 98,935,700

Estimated Allocations for Employee Benefits and Debt Service Appropriations Made Elsewhere in this Act:

<u>Employee Benefits</u>		
Retirement	\$ 572,185	\$ 787,335
Group Insurance	702,958	702,958
Social Security	526,794	697,556

Total, Estimated Allocations for Employee Benefits and Debt Service Appropriations Made Elsewhere in this Act

	\$ 1,801,937	\$ 2,187,849
--	--------------	--------------

2. Performance Measure Targets. The following is a listing of the key performance target levels for the Texas A&M Engineering Extension Service. It is the intent of the Legislature that appropriations made by this Act be utilized in the most efficient and effective manner possible to achieve the intended mission of the Texas A&M Engineering Extension Service. In order to achieve the objectives and service standards established by this Act, the Texas A&M Engineering Extension Service shall make every effort to attain the following designated key performance target levels associated with each item of appropriation.

	2024	2025
A. Goal: PROVIDE TRAINING		
Outcome (Results/Impact):		
Leverage Ratio of General Revenue Appropriations to Total Funds (Excluding Infrastructure Funds)	14.35	14.35
A.1.1. Strategy: PUBLIC SECTOR TRAINING		
Output (Volume):		
Number of Student Contact Hours	1,744,353	1,779,240
B. Goal: PROVIDE TECHNICAL ASSISTANCE		
B.1.1. Strategy: PROVIDE TECHNICAL ASSISTANCE		
Output (Volume):		
Number of Service Contact Hours	70,052	70,052
C. Goal: PROVIDE EMERGENCY RESPONSE		
C.1.1. Strategy: TEXAS TASK FORCE 1 AND 2 CAPABILITY		
Output (Volume):		
Percent readiness reported on FEMA Operational Readiness Exercise in areas of Operations, Logistics, and Management	80%	80%
Number of Hours Spent on Emergency Response	35,154	35,154

3. Pay for Regular Compensatory Time. The Texas A&M Engineering Extension Service may use the appropriations above to pay its Fair Labor Standards Act exempt employees on a straight-

TEXAS A&M ENGINEERING EXTENSION SERVICE
(Continued)

time basis for work on a holiday or for regular compensatory time hours when such time is worked in connection with a state or federal activation and when the taking of regular compensatory time off would be disruptive to normal business functions.

- 4. Ensuring Texas Task Force 1 and 2 Operational Readiness.** Out of the General Revenue funds appropriated above, \$1,506,375 per fiscal year shall be used to support the operational readiness of Texas Task Force 1, and \$1,000,000 per fiscal year shall be used to support the operational readiness of Texas Task Force 2.
- 5. Underserved/Rural Firefighter Training Support.** Out of the funds appropriated above, \$750,000 in fiscal year 2024 and \$750,000 in fiscal year 2025 in General Revenue shall be used to provide training to underserved firefighters through extension area schools.
- 6. Texas Law Enforcement Extension (LEX) Rural Training Initiative.** Out of the funds appropriated above, \$250,000 in fiscal year 2024 and \$250,000 in fiscal year 2025 in General Revenue shall be used to support training for rural peace officers, jailers, and telecommunications personnel.

¹ Incorporates the enactment of SB 30, 88th Legislature, Regular Session, relating to making supplemental appropriations and reductions in appropriations and giving direction and adjustment authority regarding appropriations, resulting in an increase of 7.0 FTEs each fiscal year of the biennium for education, response, recruitment, and retention.

TEXAS A&M FOREST SERVICE

	For the Years Ending	
	August 31, 2024	August 31, 2025
Method of Financing:		
General Revenue Fund	\$ 11,975,135	\$ 11,292,506
<u>General Revenue Fund - Dedicated</u>		
Texas Department of Insurance Operating Fund Account No. 036	\$ 23,520,035	\$ 24,255,930
Volunteer Fire Department Assistance Account No. 5064	22,793,187	22,941,275
Rural Volunteer Fire Department Insurance Account No. 5066	<u>1,999,661</u>	<u>2,000,175</u>
Subtotal, General Revenue Fund - Dedicated	\$ 48,312,883	\$ 49,197,380
Federal Funds	\$ 4,153,939	\$ 4,153,939
<u>Other Funds</u>		
Appropriated Receipts	\$ 477,475	\$ 477,475
License Plate Trust Fund Account No. 0802, estimated	<u>5,000</u>	<u>5,000</u>
Subtotal, Other Funds	<u>\$ 482,475</u>	<u>\$ 482,475</u>
Total, Method of Financing	<u>\$ 64,924,432</u>	<u>\$ 65,126,300</u>
Items of Appropriation:		
1. Educational and General State Support	\$ 64,924,432	\$ 65,126,300
Grand Total, TEXAS A&M FOREST SERVICE	<u>\$ 64,924,432</u>	<u>\$ 65,126,300</u>

This bill pattern represents an estimated 81% of this agency's estimated total available funds for the biennium.

Number of Full-Time-Equivalents (FTE)-Appropriated Funds¹ 576.1 576.1

- 1. Informational Listing of Appropriated Funds.** The appropriations made above for Educational and General State Support are subject to the special and general provisions of this Act and include the following amounts for the purposes indicated.

TEXAS A&M FOREST SERVICE
(Continued)

A. Goal: DEVELOP FOREST RESOURCES

Develop Forest/Tree Resources to Sustain Life, Environment & Property.

A.1.1. Strategy: FORESTRY LEADERSHIP	\$ 5,965,029	\$ 5,965,029
Provide Professional Forestry Leadership & Resource Marketing.		
A.1.2. Strategy: FOREST / TREE RESOURCES ENHANCEMENT	1,700,082	1,700,082
Provide Leadership in Enhancement of Tree and Forest Resources.		
A.1.3. Strategy: FOREST INSECTS AND DISEASES	950,473	950,473
Provide Detection/Notification/Control of Forest/Tree Insect & Disease.		
Total, Goal A: DEVELOP FOREST RESOURCES	\$ 8,615,584	\$ 8,615,584

B. Goal: PROTECT FOREST RESOURCES

Protect Forest / Tree Resources, Citizens, and Property.

B.1.1. Strategy: TWPP - TFS OPERATIONS	\$ 30,112,038	\$ 29,112,038
Texas Wildfire Protection Plan - Texas A&M Forest Service Operations.		
B.1.2. Strategy: TWPP - VFD GRANTS	19,559,697	19,559,697
Texas Wildfire Protection Plan - VFD Grants.		
B.1.3. Strategy: TWPP - TIFMAS GRANTS	1,000,000	1,000,000
Texas Wildfire Protection Plan - TIFMAS Grants.		
Total, Goal B: PROTECT FOREST RESOURCES	\$ 50,671,735	\$ 49,671,735

C. Goal: INDIRECT ADMINISTRATION

C.1.1. Strategy: INDIRECT ADMINISTRATION	\$ 1,973,490	\$ 1,973,490
C.1.2. Strategy: INFRASTRUCTURE SUPPORT IN BRAZOS CO	143,377	143,378
Infrastructure Support - In Brazos County.		
C.1.3. Strategy: INFRASTRUCTURE SUPP OUTSIDE BRAZOS CO	1,033,736	1,033,736
Infrastructure Support - Outside Brazos County.		
Total, Goal C: INDIRECT ADMINISTRATION	\$ 3,150,603	\$ 3,150,604

D. Goal: STAFF BENEFITS

Staff Benefits Contributions.

D.1.1. Strategy: STAFF GROUP INSURANCE	\$ 1,341,873	\$ 1,341,873
Staff Group Insurance Contributions.		

E. Goal: SALARY ADJUSTMENTS

E.1.1. Strategy: SALARY ADJUSTMENTS	\$ 1,144,637	\$ 2,346,504
--	--------------	--------------

Grand Total, TEXAS A&M FOREST SERVICE	\$ 64,924,432	\$ 65,126,300
--	---------------	---------------

Object-of-Expense Informational Listing:

Salaries and Wages	\$ 26,272,069	\$ 27,473,936
Other Personnel Costs	1,983,450	1,983,450
Professional Fees and Services	643,480	643,480
Fuels and Lubricants	1,383,578	1,383,578
Consumable Supplies	279,647	279,647
Utilities	895,500	895,500
Travel	1,193,955	1,193,955
Rent - Building	492,156	492,156
Rent - Machine and Other	403,169	403,169
Other Operating Expense	6,740,350	6,740,351
Grants	21,858,287	20,858,287
Capital Expenditures	2,778,791	2,778,791

Total, Object-of-Expense Informational Listing	\$ 64,924,432	\$ 65,126,300
---	---------------	---------------

Estimated Allocations for Employee Benefits and Debt Service Appropriations Made Elsewhere in this Act:

<u>Employee Benefits</u>		
Retirement	\$ 2,099,801	\$ 2,289,702

TEXAS A&M FOREST SERVICE
(Continued)

Group Insurance	4,650,965	4,650,965
Social Security	3,421,399	3,618,707

Total, Estimated Allocations for Employee Benefits and Debt Service Appropriations Made Elsewhere in this Act \$ 10,172,165 \$ 10,559,374

2. Performance Measure Targets. The following is a listing of the key performance target levels for the Texas A&M Forest Service. It is the intent of the Legislature that appropriations made by this Act be utilized in the most efficient and effective manner possible to achieve the intended mission of the Texas A&M Forest Service. In order to achieve the objectives and service standards established by this Act, the Texas A&M Forest Service shall make every effort to attain the following designated key performance target levels associated with each item of appropriation.

	2024	2025
A. Goal: DEVELOP FOREST RESOURCES		
Outcome (Results/Impact):		
Number of Acres Impacted through Windbreak and Wildlife Habitat Seedlings Sold	3,000	3,000
Property Value Saved by Oak Wilt Treatments	5,000,000	5,000,000
Commercial Timber Value of Forested Acres Assessed	4,250,000,000	4,250,000,000
A.1.1. Strategy: FORESTRY LEADERSHIP		
Output (Volume):		
Number of Trees Planted on Private Land in Texas	50,000,000	50,000,000
Number of Resource Development Assists	47,000	47,000
A.1.2. Strategy: FOREST / TREE RESOURCES ENHANCEMENT		
Output (Volume):		
Number of Community Assists	500	500
Number of Windbreak and Wildlife Habitat Seedlings Sold	55,000	55,000
A.1.3. Strategy: FOREST INSECTS AND DISEASES		
Output (Volume):		
Number of Property Owners Provided with Oak Wilt Information	55,000	55,000
B. Goal: PROTECT FOREST RESOURCES		
Outcome (Results/Impact):		
Property Values Saved from Wildfire	60,000,000	60,000,000
B.1.1. Strategy: TWPP - TFS OPERATIONS		
Output (Volume):		
Number of Contact Hours of Firefighter and Emergency Responder Training	50,000	50,000
Number of Hours Spent For Emergency Response	100,000	100,000
Market Value of Assistance Provided to Fire Departments	30,000,000	30,000,000

3. Overtime Payments, Contingency. Included in the appropriation above, \$335,223 for each year of the biennium is for the sole purpose of paying overtime expenses of employees of the Texas A&M Forest Service when such overtime is incurred in emergency response activities. It is further provided that payments from this appropriation shall be made only upon overtime payroll vouchers submitted to the State Comptroller. Any balances remaining as of August 31, 2023, are hereby appropriated for the same purpose for the biennium beginning September 1, 2023, and balances remaining as of August 31, 2024, are hereby appropriated for fiscal year 2025.

4. Texas Wildfire Protection Plan. Out of the funds appropriated above, \$17,723,159 from the GR-Dedicated Texas Department of Insurance Operating Fund and \$3,623,242 in General Revenue in each year of the biennium shall be used for the Texas Wildfire Protection Plan.

5. Pay for Regular Compensatory Time. The Texas A&M Forest Service may use the appropriations above to pay its Fair Labor Standards Act exempt employees on a straight-time basis for work on a holiday or for regular compensatory time hours when such time is worked in connection with an emergency and when the taking of regular compensatory time off would be disruptive to normal business functions.

6. Texas Intrastate Fire Mutual Aid System (TIFMAS) Grants. Out of the funds appropriated above, \$1,000,000 from the General Revenue-Dedicated Texas Department of Insurance Operating Fund in each year of the biennium shall be used for Texas Intrastate Fire Mutual Aid System Grants. In accordance with Government Code Section 614.105, these funds shall be transferred to a separate account within the Volunteer Fire Department Assistance Account No. 5064 and expended in accordance with the provisions contained in the same statute.

TEXAS A&M FOREST SERVICE
(Continued)

- 7. Rural Volunteer Fire Department Assistance Program (Wildfire Protection Plan).** Out of the funds appropriated above, \$22,652,152 in fiscal year 2024 and \$22,652,153 in fiscal year 2025 in General Revenue-Dedicated Volunteer Fire Department Assistance Account No. 5064 shall be used to assist volunteer fire departments and provide for equipment and training needs.
- 8. Carryforward Authority for Supply Chain Delays.** Any obligated balances from the appropriations for the fiscal year ending August 31, 2021, for grants to fire departments for the purchase of vehicles and equipment that are not fully expended by August 31, 2023, are hereby appropriated for the same purpose for the fiscal year beginning September 1, 2023. Any obligated balances from the appropriations for the fiscal year ending August 31, 2022, for grants to fire departments for the purchase of vehicles and equipment that are not fully expended by August 31, 2024, are hereby appropriated for the same purpose for the fiscal year beginning September 1, 2024.
- 9. Aviation Support.** Out of the funds appropriated above, \$1,250,000 out of the General Revenue-Dedicated Texas Department of Insurance Operating Account No. 036 in each fiscal year of the biennium shall be used for aviation support costs, including flame retardant, that cannot be deferred under federal agreement.
- 10. Frelsburg Volunteer Fire Department.** Out of the funds appropriated above in Strategy B.1.1, TWP - TFS Operations, \$1,000,000 in General Revenue Funds in fiscal year 2024 shall be used to support the Frelsburg Volunteer Fire Department.

¹ Incorporates the enactment of SB 30, 88th Legislature, Regular Session, relating to making supplemental appropriations and reductions in appropriations and giving direction and adjustment authority regarding appropriations, resulting in an increase of 75.0 FTEs each fiscal year of the biennium for emergency response.

TEXAS A&M VETERINARY MEDICAL DIAGNOSTIC LABORATORY

	For the Years Ending	
	August 31, 2024	August 31, 2025
Method of Financing:		
General Revenue Fund	\$ 9,798,226	\$ 10,329,701
Federal Funds	\$ 227,273	\$ 227,273
<u>Other Funds</u>		
Drug Testing Laboratory Fee Revenue, estimated	\$ 823,994	\$ 823,994
Veterinary Medical Diagnostic Laboratory Fee Revenue, estimated	14,282,823	14,282,823
Subtotal, Other Funds	\$ 15,106,817	\$ 15,106,817
Total, Method of Financing	\$ 25,132,316	\$ 25,663,791
Items of Appropriation:		
1. Educational and General State Support	\$ 25,132,316	\$ 25,663,791
Grand Total, TEXAS A&M VETERINARY MEDICAL DIAGNOSTIC LABORATORY	\$ 25,132,316	\$ 25,663,791

This bill pattern represents an estimated 92.3% of this agency's estimated total available funds for the biennium.

Number of Full-Time-Equivalents (FTE)-Appropriated Funds¹	173.3	173.3
---	-------	-------

- 1. Informational Listing of Appropriated Funds.** The appropriations made above for Educational and General State Support are subject to the special and general provisions of this Act and include the following amounts for the purposes indicated.

TEXAS A&M VETERINARY MEDICAL DIAGNOSTIC LABORATORY
(Continued)

A. Goal: DIAGNOSTIC AND DRUG TESTING

Provide Diagnostic Services Drug/Export Tests, & Disease Surveillance.

A.1.1. Strategy: DIAGNOSTIC SERVICES Provide Diagnostic Service and Disease Surveillance.	\$	17,263,366	\$	17,263,366
A.2.1. Strategy: DRUG TESTING SERVICE Provide Drug Testing Service.	\$	775,638	\$	775,638
A.3.1. Strategy: REGULATORY TESTING LABORATORY State Regulatory Testing Laboratory.	\$	<u>279,800</u>	\$	<u>279,800</u>
Total, Goal A: DIAGNOSTIC AND DRUG TESTING	\$	18,318,804	\$	18,318,804

B. Goal: INDIRECT ADMINISTRATION

B.1.1. Strategy: INDIRECT ADMINISTRATION	\$	1,007,402	\$	1,007,402
B.1.2. Strategy: INFRASTRUCTURE SUPPORT IN BRAZOS CO Infrastructure Support - In Brazos County.		609,807		609,808
B.1.3. Strategy: INFRASTRUCTURE SUPP OUTSIDE BRAZOS CO Infrastructure Support - Outside Brazos County.		231,351		231,351
B.2.1. Strategy: DEBT SERVICE - COLLEGE STATION	\$	<u>2,930,400</u>	\$	<u>2,932,150</u>
Total, Goal B: INDIRECT ADMINISTRATION	\$	4,778,960	\$	4,780,711

C. Goal: STAFF BENEFITS

Staff Benefits Contributions.

C.1.1. Strategy: STAFF GROUP INSURANCE Staff Group Insurance Contributions.	\$	1,530,052	\$	1,530,052
---	----	-----------	----	-----------

D. Goal: SALARY ADJUSTMENTS

D.1.1. Strategy: SALARY ADJUSTMENTS	\$	<u>504,500</u>	\$	<u>1,034,224</u>
--	----	----------------	----	------------------

**Grand Total, TEXAS A&M VETERINARY MEDICAL
DIAGNOSTIC LABORATORY**

	\$	<u>25,132,316</u>	\$	<u>25,663,791</u>
--	----	-------------------	----	-------------------

Object-of-Expense Informational Listing:

Salaries and Wages	\$	10,203,107	\$	10,732,831
Other Personnel Costs		2,238,624		2,238,624
Professional Salaries - Faculty Equivalent (Higher Education Only)		104,581		104,581
Professional Fees and Services		167,522		167,522
Fuels and Lubricants		3,847		3,847
Consumable Supplies		3,932,711		3,932,711
Utilities		387,724		387,724
Travel		77,563		77,563
Rent - Building		6,739		6,739
Rent - Machine and Other		145,702		145,702
Debt Service		2,930,400		2,932,150
Other Operating Expense		4,194,328		4,194,329
Capital Expenditures		<u>739,468</u>		<u>739,468</u>

Total, Object-of-Expense Informational Listing

	\$	<u>25,132,316</u>	\$	<u>25,663,791</u>
--	----	-------------------	----	-------------------

Estimated Allocations for Employee Benefits and Debt Service Appropriations Made Elsewhere in this Act:

Employee Benefits

Retirement	\$	516,079	\$	583,169
Group Insurance		1,138,942		1,138,942
Social Security		<u>506,034</u>		<u>560,935</u>

Total, Estimated Allocations for Employee Benefits and Debt Service Appropriations Made Elsewhere in this Act

	\$	<u>2,161,055</u>	\$	<u>2,283,046</u>
--	----	------------------	----	------------------

2. Performance Measure Targets. The following is a listing of the key performance target levels for the Texas A&M Veterinary Medical Diagnostic Laboratory. It is the intent of the Legislature that appropriations made by this Act be utilized in the most efficient and effective manner possible to achieve the intended mission of the Texas A&M Veterinary Medical Diagnostic

TEXAS A&M VETERINARY MEDICAL DIAGNOSTIC LABORATORY
(Continued)

Laboratory. In order to achieve the objectives and service standards established by this Act, the Texas A&M Veterinary Medical Diagnostic Laboratory shall make every effort to attain the following designated key performance target levels associated with each item of appropriation.

	<u>2024</u>	<u>2025</u>
A. Goal: DIAGNOSTIC AND DRUG TESTING		
Outcome (Results/Impact):		
Number of Diagnostic Services Rendered	1,124,016	1,146,497
Percent of Animals Testing Drug Free	99%	99%
A.1.1. Strategy: DIAGNOSTIC SERVICES		
Output (Volume):		
Number of Cases Submitted and Examined	168,555	171,926
Number of Surveillance Tests Performed for Agents of Bio- or Eco-terrorism	451,511	456,026
A.2.1. Strategy: DRUG TESTING SERVICE		
Output (Volume):		
Number of Animals Tested	11,204	11,428

3. Debt Service for Laboratories. Out of the funds appropriated above, \$2,930,400 in fiscal year 2024 and \$2,932,150 in fiscal year 2025 in General Revenue shall be used for debt service for laboratories.

4. Texas A&M Veterinary Medical Diagnostic Laboratory Fee Revenue. The following is the estimated amount of fee revenue for the Texas A&M Veterinary Medical Diagnostic Laboratory during the 2024-25 biennium. The estimated amounts from these methods of financing below shall not be counted for purposes of calculating the limitations within Article IX, Section 6.08.

	<u>2024</u>	<u>2025</u>
Veterinary Medical Diagnostic Laboratory Fee Revenue, estimated	\$14,282,823	\$14,282,823
Drug Testing Laboratory Fee Revenue, estimated	\$823,994	\$823,994

As part of this requirement, the agency shall submit to the Legislative Budget Board a report showing the agency's usage of funds for the purpose of funding the benefit programs subject to the limitations within Article IX, Section 6.08. It is the intent of the legislature that the effect of this rider be reviewed prior to its continuation in any future act.

5. State Regulatory Animal Health Laboratory. Out of the funds appropriated above, \$279,800 in General Revenue each fiscal year of the biennium ending August 31, 2025, shall be used by the Texas A&M Veterinary Medical Diagnostic Laboratory for the purpose of fulfilling its role as the state's regulatory animal health laboratory.

¹ Incorporates the enactment of SB 30, 88th Legislature, Regular Session, relating to making supplemental appropriations and reductions in appropriations and giving direction and adjustment authority regarding appropriations, resulting in an increase of 8.3 FTEs each fiscal year of the biennium for rapid detection of human and animal disease threats.

TEXAS DIVISION OF EMERGENCY MANAGEMENT

	For the Years Ending	
	August 31, 2024	August 31, 2025
Method of Financing:		
General Revenue Fund ¹	\$ 25,934,419	\$ 21,790,353
<u>Federal Funds</u>		
Federal Disaster Fund Account No. 092	\$ 819,329	\$ 1,679,624
Coronavirus Relief Fund	1,755,527,145	41,264,472
Federal Funds	221,730,587	307,696,531
Subtotal, Federal Funds	\$ 1,978,077,061	\$ 350,640,627
<u>Other Funds</u>		
Appropriated Receipts	\$ 733,635	\$ 733,635

TEXAS DIVISION OF EMERGENCY MANAGEMENT
(Continued)

Interagency Contracts	13,045,797	13,045,797
Subtotal, Other Funds	\$ 13,779,432	\$ 13,779,432
Total, Method of Financing	<u>\$ 2,017,790,912</u>	<u>\$ 386,210,412</u>
Items of Appropriation:		
1. Educational and General State Support	\$ 2,017,790,912	\$ 386,210,412
Grand Total, TEXAS DIVISION OF EMERGENCY MANAGEMENT	<u>\$ 2,017,790,912</u>	<u>\$ 386,210,412</u>

This bill pattern represents an estimated 98.8% of this agency's estimated total available funds for the biennium.

Number of Full-Time-Equivalents (FTE)-Appropriated Funds²	416.4	416.4
---	-------	-------

1. Informational Listing of Appropriated Funds. The appropriations made above for Educational and General State Support are subject to the special and general provisions of this Act and include the following amounts for the purposes indicated.

A. Goal: EMERGENCY MANAGEMENT		
A.1.1. Strategy: EMERGENCY PREPAREDNESS Emergency Management Training Preparedness.	\$ 11,059,909	\$ 11,059,909
A.1.2. Strategy: RESPONSE COORDINATION Emergency and Disaster Response Coordination.	10,341,318	10,341,318
A.1.3. Strategy: RECOVERY AND MITIGATION Disaster Recovery and Hazard Mitigation.	1,971,257,516	342,960,787
A.1.4. Strategy: STATE OPERATIONS CENTER¹	10,917,519	5,917,519
A.1.5. Strategy: REGIONAL WAREHOUSES/STAGING AREAS Regional Warehouses and Staging Areas.	<u>4,257,767</u>	<u>4,267,134</u>
Total, Goal A: EMERGENCY MANAGEMENT	\$ 2,007,834,029	\$ 374,546,667
B. Goal: INDIRECT ADMINISTRATION		
B.1.1. Strategy: INDIRECT ADMINISTRATION	\$ 5,850,000	\$ 5,850,000
C. Goal: STAFF BENEFITS Staff Benefits Contributions.		
C.1.1. Strategy: STAFF GROUP INSURANCE Staff Group Insurance Contributions.	\$ 2,481,297	\$ 2,481,297
D. Goal: SALARY ADJUSTMENTS		
D.1.1. Strategy: SALARY ADJUSTMENTS	<u>\$ 1,625,586</u>	<u>\$ 3,332,448</u>
Grand Total, TEXAS DIVISION OF EMERGENCY MANAGEMENT	<u>\$ 2,017,790,912</u>	<u>\$ 386,210,412</u>

Object-of-Expense Informational Listing:		
Salaries and Wages	\$ 38,724,914	\$ 40,431,776
Other Personnel Costs	7,347,237	7,347,237
Professional Fees and Services	42,533,057	42,533,057
Fuels and Lubricants	398,163	398,163
Consumable Supplies	321,498	321,498
Utilities	1,574,664	1,574,664
Travel	621,369	621,369
Rent - Building	1,995,897	1,995,897
Rent - Machine and Other	174,352	174,352
Other Operating Expense	10,714,391	10,723,757
Grants	1,913,373,901	280,077,173
Capital Expenditures	<u>11,469</u>	<u>11,469</u>
Total, Object-of-Expense Informational Listing	<u>\$ 2,017,790,912</u>	<u>\$ 386,210,412</u>

Estimated Allocations for Employee Benefits and Debt Service Appropriations Made Elsewhere in this Act:		
<u>Employee Benefits</u>		
Retirement	\$ 152,148	\$ 311,904

TEXAS DIVISION OF EMERGENCY MANAGEMENT
(Continued)

Group Insurance	665,816	665,816
Social Security	2,185,670	2,380,335
Total, Estimated Allocations for Employee Benefits and Debt Service Appropriations Made Elsewhere in this Act	\$ 3,003,634	\$ 3,358,055

2. Performance Measure Targets. The following is a listing of the key performance target levels for the Texas Division of Emergency Management. It is the intent of the Legislature that appropriations made by this Act be utilized in the most efficient and effective manner possible to achieve the intended mission of the Texas Division of Emergency Management. In order to achieve the objectives and service standards established by this Act, the Texas Division of Emergency Management shall make every effort to attain the following designated key performance target levels associated with each item of appropriation.

	2024	2025
A. Goal: EMERGENCY MANAGEMENT		
Outcome (Results/Impact):		
The Number of Public Entities with Open Disaster Recovery Projects Funded by Federal Grants	930	900
A.1.2. Strategy: RESPONSE COORDINATION		
Output (Volume):		
The Number of Emergency Incidents Coordinated	3,530	3,530
A.1.3. Strategy: RECOVERY AND MITIGATION		
Efficiencies:		
The Percentage of the State Population Living in a County or Jurisdiction with a FEMA Approved Hazard Mitigation Plan	85%	85%

3. State Disaster Resource Support and Staging Sites. From funds appropriated above in Goal A, Emergency Management, the Texas Division of Emergency Management may expend funds for the operation of state disaster resource support and staging sites, two of which are currently established. TDEM may expend funds for the daily operation of existing and new state disaster resource support and staging sites and shall not eliminate the two existing staging sites. This does not include any costs associated with disaster response. Funds used under this provision may be expended for capital budget purposes notwithstanding limitations on capital budget limitations on capital budget expenditures elsewhere in this Act.

4. Unexpended Balances Within the Biennium. Any unexpended balances as of August 31, 2024, in appropriations made to the Texas Division of Emergency Management are appropriated for the same purposes for the fiscal year beginning September 1, 2024.

5. Disaster Recovery Task Force. The Texas Division of Emergency Management shall use \$4,683,340 and 28.2 Full-time Equivalent (FTE) positions in fiscal year 2024 and \$4,683,341 and 28.2 FTEs in fiscal year 2025 appropriated above in Strategy A.1.3, Recovery and Mitigation, to establish and operate the Disaster Recovery Task Force and provide specialized assistance for communities and individuals to address financial issues, available federal assistance programs, and recovery and resiliency planning to speed recovery efforts at the local level.

6. Disaster Recovery Loan Program. Included in amounts appropriated above in Strategy A.1.3, Recovery and Mitigation, is all unexpended balances as of August 31, 2023, for the biennium beginning September 1, 2023 (estimated to be \$0 out of General Revenue), and all revenue from interest, loan repayments, fees and gifts or grants contributed to the fund as prescribed in statute (estimated to be \$0 in fiscal year 2022 and \$0 in fiscal year 2023 out of General Revenue) that the Texas Division of Emergency Management is authorized to collect for the implementation and administration of the Disaster Recovery Loan Program to provide short-term loans for disaster recovery projects to eligible political subdivisions in accordance with Government Code, Chapter 418. Any funds remaining on August 31, 2024, are appropriated for the same purpose for the fiscal year beginning September 1, 2024.

7. Informational listing of funds: Pass-through funds to cities, counties and other entities. TDEM acts as the state's grantee for the emergency management performance grant and federal disaster grants. The appropriated amounts above in Strategy A.1.3, Recovery and Mitigation include funds that the agency passes through to cities, counties, and certain other entities. The

TEXAS DIVISION OF EMERGENCY MANAGEMENT
(Continued)

amounts are estimated based on open disasters each year and historical data. Below are the estimated amounts of pass through for FY 2024 and FY 2025.

	<u>2024</u>	<u>2025</u>
A.1.3, Strategy: RECOVERY AND MITIGATION	\$1,908,373,901	\$ 280,077,173

8. Cash Flow Contingency for Federal Funds. Contingent upon the receipt of federal funds in federally funded programs for Texas Division of Emergency Management, the Texas A&M University System may temporarily utilize additional General Revenue funds in the amount of \$10 million or 1% of the estimated federal funds to be received each year, whichever is greater, and deposit those funds to a local account established by the Texas A&M University System to temporarily fund expenses paid by the Texas Division of Emergency Management in support of any disaster or emergency related responses for the state of Texas. The General Revenue amounts utilized above the General Revenue method of finance shall be utilized only for the purpose of temporary cash flow needs. These transfers and repayments shall be credited to the fiscal year being reimbursed and shall be in accordance with procedures established by the Comptroller of Public Accounts to ensure all borrowed funds are reimbursed to the Treasury on or before August 31, 2025.

In addition, with the approval of the Legislative Budget Board and the Office of the Governor and based on the level of disaster response needed, the Texas A&M University System may request additional temporary funding for cash flow needs at the Texas Division of Emergency Management to support disaster and emergency response efforts.

9. Indirect Cost funds Received. Any indirect cost funds received by the Texas Division of Emergency Management shall be held locally in an account established by the Texas A&M University System. These funds shall be used and accounted for as institutional funds as outlined in Texas Education Code §51.009.

10. Audit Plan for Local Emergency Communication Systems. The Texas Emergency Management Council shall coordinate with governmental agencies, municipalities, and counties to use information and data those entities may already possess, including from a previously completed or currently contracted audit. Additionally, the council shall use all reasonable efforts to obtain relevant data from any and all sources, including publicly available data and data provided to and/or by educational and non-profit entities.

11. Wilson County Emergency Operations Center.¹ Out of the funds appropriated above in Strategy A.1.4, State Operations Center, \$5,000,000 out of General Revenue Funds in fiscal year 2024 shall be used to support the Wilson County Emergency Operations Center.

¹ Incorporates Article IX, Section 17.35, relating to additional funding for higher education, resulting in increases of \$5,000,000 in fiscal year 2024 out of General Revenue for the Wilson County Emergency Operations Center.

² Incorporates the enactment of SB 30, 88th Legislature, Regular Session, relating to making supplemental appropriations and reductions in appropriations and giving direction and adjustment authority regarding appropriations, resulting in an increase of 44.0 FTEs each fiscal year of the biennium for workforce development.

RETIREMENT AND GROUP INSURANCE

	For the Years Ending	
	August 31, 2024	August 31, 2025
Method of Financing:		
General Revenue Fund ^{1, 2}	\$ 47,419,574	\$ 50,889,990
General Revenue Dedicated Accounts	\$ 87,265	\$ 170,267
Federal Funds	\$ 8,254,243	\$ 8,651,748
Other Special State Funds	<u>\$ 12,720,692</u>	<u>\$ 13,402,525</u>
Total, Method of Financing	<u>\$ 68,481,774</u>	<u>\$ 73,114,530</u>

RETIREMENT AND GROUP INSURANCE
(Continued)

Items of Appropriation:

A. Goal: EMPLOYEES RETIREMENT SYSTEM		
A.1.1. Strategy: RETIREMENT - PUBLIC EDUCATION ^{1, 2}	\$ 15,402,044	\$ 16,308,191
Retirement - Public Education. Estimated.		
A.1.2. Strategy: RETIREMENT- HIGHER EDUCATION ¹	4,402,746	6,507,207
Retirement - Higher Education. Estimated.		
A.1.3. Strategy: GROUP INSURANCE - PUBLIC EDUCATION ^{1, 2}	38,150,098	39,383,616
Group Insurance - Public Education Contributions. Estimated.		
A.1.4. Strategy: GROUP INSURANCE - HIGHER EDUCATION ¹	<u>10,526,886</u>	<u>10,915,516</u>
Group Insurance - Higher Education Contributions. Estimated.		
Total, Goal A: EMPLOYEES RETIREMENT SYSTEM	<u>\$ 68,481,774</u>	<u>\$ 73,114,530</u>
Grand Total, RETIREMENT AND GROUP INSURANCE	<u>\$ 68,481,774</u>	<u>\$ 73,114,530</u>

¹ Incorporates Article IX, Section 18.04, of this Act, due to enactment of HB 8, 88th Legislature, Regular Session, relating to public higher education, including the public junior college state finance program, resulting in an increase of \$592,515 in FY 2024 and \$597,757 in FY 2025 out of General Revenue, affecting multiple strategies for retirement and group insurance.

² Incorporates Article IX, Section 18.78, Contingency for Public Education Funding, of this Act, resulting in an increase of \$1,731,479 in FY 2024 and \$1,746,632 in FY 2025 out of General Revenue, affecting retirement and group insurance for public education.

SOCIAL SECURITY AND BENEFIT REPLACEMENT PAY

	For the Years Ending	
	August 31, 2024	August 31, 2025
	<u> </u>	<u> </u>
Method of Financing:		
General Revenue Fund ^{1, 2, 3, 4}	\$ 310,225,961	\$ 321,548,067
General Revenue Dedicated Accounts ³	\$ 60,327,421	\$ 62,320,365
Federal Funds	\$ 5,632,643	\$ 5,929,520
Other Special State Funds ³	<u>\$ 9,606,633</u>	<u>\$ 10,208,448</u>
Total, Method of Financing	<u>\$ 385,792,658</u>	<u>\$ 400,006,400</u>

Items of Appropriation:

A. Goal: SOCIAL SECURITY/BENEFIT REPLACEMENT		
Comptroller - Social Security.		
A.1.1. Strategy: STATE MATCH - EMPLOYER - PUBLIC ED ^{1, 4}	\$ 21,326,635	\$ 22,548,197
State Match -- Employer -- Public Education. Estimated.		
A.1.2. Strategy: STATE MATCH-EMPLOYER-HIGHER ED ^{1, 2, 3}	364,395,631	377,401,959
State Match -- Employer -- Higher Education. Estimated.		
A.1.3. Strategy: BRP -- PUBLIC EDUCATION	58,657	46,867
Benefit Replacement Pay -- Public Education. Estimated.		
A.1.4. Strategy: BRP - HIGHER EDUCATION	<u>11,735</u>	<u>9,377</u>
Benefit Replacement Pay -- Higher Education. Estimated.		
Total, Goal A: SOCIAL SECURITY/BENEFIT REPLACEMENT	<u>\$ 385,792,658</u>	<u>\$ 400,006,400</u>
Grand Total, SOCIAL SECURITY AND BENEFIT REPLACEMENT PAY	<u>\$ 385,792,658</u>	<u>\$ 400,006,400</u>

SOCIAL SECURITY AND BENEFIT REPLACEMENT PAY
(Continued)

¹ Incorporates Article IX, Section 18.04, of this Act, due to enactment of HB 8, 88th Legislature, Regular Session, relating to public higher education, including the public junior college state finance program, resulting in increases of \$247,284 in FY 2024 and \$249,188 in FY 2025 out of General Revenue, affecting social security.

² Incorporates Article IX, Section 17.35, Additional Funding for Article III – Higher Education, of this Act, resulting in increases of \$4,415,310 in FY 2024 and \$4,588,190 in FY 2025 out of General Revenue, affecting social security.

³ Incorporates increases in each fiscal year of \$1,205,683 out of General Revenue, \$65,335 out of General Revenue Dedicated Funds, and \$86,443 out of Other Special State Funds for the creation of the Sam Houston State University College of Osteopathic Medicine, affecting social security.

⁴ Incorporates Article IX, Section 18.78, Contingency for Public Education Funding, of this Act, resulting in increases of \$758,197 in FY 2024 and \$764,036 in FY 2025 out of General Revenue, affecting social security.

BOND DEBT SERVICE PAYMENTS

	For the Years Ending	
	August 31, 2024	August 31, 2025
Method of Financing:		
General Revenue Fund	\$ 5,658,982	\$ 3,727,087
Total, Method of Financing	\$ 5,658,982	\$ 3,727,087
Items of Appropriation:		
A. Goal: FINANCE CAPITAL PROJECTS		
A.1.1. Strategy: BOND DEBT SERVICE	\$ 5,658,982	\$ 3,727,087
To Texas Public Finance Authority for Pmt of Bond Debt Svc.		& UB
Grand Total, BOND DEBT SERVICE PAYMENTS	\$ 5,658,982	\$ 3,727,087

LEASE PAYMENTS

	For the Years Ending	
	August 31, 2024	August 31, 2025
Method of Financing:		
Total, Method of Financing	\$ 0	\$ 0
Items of Appropriation:		
Grand Total, LEASE PAYMENTS	\$ 0	\$ 0

**SPECIAL PROVISIONS RELATING ONLY TO
STATE AGENCIES OF HIGHER EDUCATION**

Sec. 2. Local Funds Appropriated. All balances of local funds except for any identifiable general revenue in the local funds of the state institutions of higher education named in this Article, as those funds are defined in Education Code §51.009(a) at the close of the fiscal year ending August 31, 2023, including balances in their local revolving funds at that time, and the income to said funds during the fiscal years beginning September 1, 2023 and 2024, are hereby appropriated for the operation, maintenance, and improvement of the respective state institutions. Institutional funds, as those funds are defined in Education Code §51.009(b), shall be expended as authorized by the laws governing the use of the funds, and unless specifically included or identified, are exempt from the Article III and IX Special Provisions of this Act.

All local funds shall be subject to the special and general provisions of Articles III and IX except where certain local funds are specifically exempted from these provisions by a provision herein or by specific statutory authority.

**SPECIAL PROVISIONS RELATING ONLY TO
STATE AGENCIES OF HIGHER EDUCATION**
(Continued)

Sec. 3. Definition of Terms.

1. As used in this Act, the term "general academic institutions" shall mean only the following institutions:

The University of Texas at Arlington
The University of Texas at Austin
The University of Texas at Dallas
The University of Texas at El Paso
The University of Texas Rio Grande Valley
The University of Texas Permian Basin
The University of Texas at San Antonio
The University of Texas at Tyler
Texas A&M University
Texas A&M University at Galveston
Prairie View A&M University
Tarleton State University
Texas A&M University - Central Texas
Texas A&M University - Corpus Christi
Texas A&M University - Kingsville
Texas A&M University - San Antonio
Texas A&M International University
West Texas A&M University
Texas A&M University - Commerce
Texas A&M University - Texarkana
University of Houston
University of Houston - Clear Lake
University of Houston - Downtown
University of Houston - Victoria
Midwestern State University
University of North Texas
University of North Texas at Dallas
Stephen F. Austin State University
Texas Southern University
Texas Tech University
Texas Woman's University
Angelo State University
Lamar University
Lamar Institute of Technology
Lamar State College - Orange
Lamar State College - Port Arthur
Sam Houston State University
Texas State University
Sul Ross State University, including:
Sul Ross State University Rio Grande College

2. As used in this Act, the term "health related institutions" shall mean only the following institutions:

The University of Texas Southwestern Medical Center
The University of Texas Medical Branch at Galveston
The University of Texas Health Science Center at Houston
The University of Texas Health Science Center at San Antonio
The University of Texas M.D. Anderson Cancer Center
The University of Texas Health Science Center at Tyler
The University of Texas Rio Grande Valley School of Medicine
The University of Texas at Austin Dell Medical School
Texas A&M University System Health Science Center
University of North Texas Health Science Center
Texas Tech University Health Sciences Center
Texas Tech University Health Sciences Center at El Paso
University of Houston College of Medicine
Sam Houston State University College of Osteopathic Medicine

SPECIAL PROVISIONS RELATING ONLY TO STATE AGENCIES OF HIGHER EDUCATION

(Continued)

3. "Educational and General Funds" are those funds defined in Education Code §51.009(c) and General Revenue Fund appropriations.

Sec. 4. Transfer Provisions.

1. **Intercomponent Transfers.** With the approval of the respective governing board, appropriation transfers may be made among medically-related components and their associated system administration, among academic component institutions and their associated system administration, and among component technical colleges controlled by the board, and within each institution, transfers may be made between informational items of appropriation for the general academic institutions, health centers, health science centers, medical education programs, and technical colleges regardless of whether the informational items are general revenue or local funds in character. Transfers may not be made from medically-related components to academic components or from academic components to medically-related components except that transfers may be made from schools of medicine, nursing, pharmacy, and allied health in academic components to medically-related components and from medically-related components into the health-related programs listed above in academic components. Transfers may not be made into the informational items setting the salary rate for the president, chancellor, or for any other line-item salary shown. Nothing in this section shall authorize the transfer of appropriations from Texas A&M University System Agencies to Texas A&M University.
2. **Health to Academic Intercomponent Transfers with LBB Prior Approval.** As an exception to the provisions in Subsection 1, transfers may be made with prior approval of the Governor and Legislative Budget Board from medically-related components to general academic institutions if it does not diminish the academic programs of the medically-related component or result in increased fees to patients at the component. The systems shall furnish whatever documentation may be required by the Governor and Legislative Budget Board to assure these conditions are met.
3. **Revenue Enhancement and Transfer Notification.** The University of Texas System shall enhance local funds revenue to reduce the need for general revenue funds. The University of Texas System shall give 30 days notice to the Legislative Budget Board and Governor prior to transferring local funds from any System hospital. Furthermore, notwithstanding the provisions of subsections 1 and 2 above, The University of Texas System Board of Regents shall not transfer funds from health institutions delivering patient care if such a transfer would result in a decrease in the quality or amount of indigent patient care offered by the affected institution.
4. **Reporting of Transfers.** Any transfers made pursuant to Subsections 1, 2, and 3, whether general revenue or local funds in nature, shall be reported in the Legislative Appropriations Request for the biennium beginning September 1, 2025.
5. **Capital Construction Assistance Projects and Revenue Bond Transfers.** Notwithstanding the other provisions of this act, transfers are not prohibited to the extent they are required to comply with proceedings authorizing bonds or other obligations now outstanding or hereafter issued pursuant to law.

Sec. 5. Salary and Benefit Provisions.

1. **Prorated Salaries Authorized.** Any employees who distribute their time and duties between general administration, instruction, organized activities related to instruction, and the management of auxiliary enterprises may receive their total salary payments in proportionate parts from such activities and from the appropriated or available funds therefore.
2. **President Salaries.** Out of the educational and general funds appropriated to the general academic institutions, community colleges, health centers, health science centers, and medical education programs, an amount not to exceed \$65,945 in fiscal year 2024 and \$65,945 in fiscal year 2025 may be expended for the salary of a president. All presidents may receive in addition to the above amounts a house, utilities, and/or supplement from institutional funds. If a house owned by the institution, center, or program is not available, an amount not to exceed \$7,200 per year from the appropriation to the institution, center, or program, and additional amounts from institutional funds where required, may be provided in lieu of house and utilities.
3. **Chancellor Salaries.** Out of the funds appropriated, transferred, or contracted to the system offices and community colleges, an amount not to exceed \$70,231 in fiscal year 2024 and \$70,231 in fiscal year 2025 may be expended for the salary for a chancellor. All chancellors may receive in

SPECIAL PROVISIONS RELATING ONLY TO STATE AGENCIES OF HIGHER EDUCATION

(Continued)

addition to the above amounts a house, utilities, and/or supplement from institutional funds. If a system owned house is not available, an amount not to exceed \$7,200 per year from the system office appropriation and additional amounts from private and institutional funds where required may be provided in lieu of house and utilities.

4. **Merit Authorization.** It is expressly provided that institutional administrators may grant merit salary increases to employees whose job performance and productivity is consistently above that normally expected or required.
5. **Merit Requirement for Faculty and Faculty Equivalent Employees of Institutions and Agencies of Higher Education.** Notwithstanding any other provisions of this Act, salary increases for faculty or faculty equivalent employees of institutions of higher education shall be awarded on the basis of merit and performance in accepted activities. This shall not be interpreted so as to preclude salary adjustment designed to avoid salary inequities.
6. **Group Insurance Premiums.** For the biennium ending August 31, 2025, there is hereby appropriated such amounts, from local funds or educational and general income available to institutions of higher education, as may be necessary to pay the proportional share of the State's contributions for Staff Group Health Insurance Premiums. Funds appropriated by this subsection may be transferred by those institutions not retaining separate insurance programs to the Employees Retirement System at appropriate intervals to pay the proportional share of the group insurance premiums.
7. **Administrative Accountability**
 - a. In each state fiscal year of the biennium, an institution of higher education, including a system office, may not spend funds appropriated to the institution by this Act unless, not later than December 1, the institution submits to the Legislative Budget Board, the chair of the House Appropriations Committee, and the chair of the Senate Finance Committee a report that includes the total number of persons holding high-ranking administrative positions at the institution.
 - b. For purposes of subsection (a), "high-ranking administrative position" includes the following positions:
 - (1) chancellor;
 - (2) vice chancellor;
 - (3) associate chancellor;
 - (4) assistant chancellor;
 - (5) president;
 - (6) vice president;
 - (7) associate vice president;
 - (8) assistant vice president;
 - (9) dean;
 - (10) associate dean;
 - (11) assistant dean; and
 - (12) any other administrative position having similar responsibilities to the other positions listed in this subsection.
 - c. A report submitted under subsection (a) must:
 - (1) be in a form prescribed by the Legislative Budget Board;
 - (2) include the name, salary, and total value of nonsalary benefits for each person holding a high administrative position at the institution; and
 - (3) include the percentage salary increase for each person holding a high-ranking administrative position at the institution who occupies the same position during the current fiscal year as during the preceding fiscal year.

Sec. 6. Expenditure Provisions. The expenditure of the appropriations made in this Article or authorized in law for institutions of higher education, except bequests and gifts specifically designated to be in some manner handled otherwise, shall be subject to the provisions of this section which follow and with exceptions only as specifically noted:

**SPECIAL PROVISIONS RELATING ONLY TO
STATE AGENCIES OF HIGHER EDUCATION**

(Continued)

1. **Annual Operating Budgets Required.** It is expressly provided that the governing board of each of the institutions of higher education named herein shall approve on or before September 1, 2023 and 2024, an itemized budget covering the operation of the ensuing fiscal year, which budget shall be prepared within the limits of the revenue available. Each institution's operating budget shall contain a section(s) which provides budget amounts and the method of finance for each listed informational item of appropriated funds contained in this Act. A copy of each budget, shall be filed with the Legislative Reference Library and the institution's general library to be available for public inspection. Copies of each budget shall also be filed with the Legislative Budget Board, the Governor, and the Texas Higher Education Coordinating Board by December 1 of each fiscal year.
2. **Clearing Accounts.** At their option, the institutions may use their local depository bank account in lieu of the special clearing account, authorized by Education Code, §51.008(b), provided that the general requirements set out in therein, for deposits and transfers to the state treasury, are complied with.
3. **Revolving Funds.**
 - a. Each institution affected by this section, at its option, is hereby authorized to maintain a revolving fund to facilitate the payment of nominal expenses and to pay bills within cash discount periods. The institutions may use the revolving fund for regular monthly payrolls as well as for weekly and special payrolls. Disbursements from the revolving funds are to be reimbursed from respective items of educational and general appropriation made herein, the Comptroller of Public Accounts being hereby authorized to make such reimbursements on claims filed with her by the institutions under her regularly prescribed procedures except that one voucher and one warrant may cover any number of claims for this purpose. These reimbursement claims shall meet the same requirements as other claims against state appropriations, and each institution shall prepare such a reimbursement claim as at the close of business on the last day of each month and as many times during the month as may be expedient in order to make unnecessary the maintaining of an unreasonably large revolving fund.
 - b. The respective governing board shall determine the amounts of the revolving funds to be set up for each institution, and may increase or decrease the amounts if necessary. Such governing board shall designate a depository bank for each revolving fund, and shall specify the officers and/or employees to sign checks drawn on each such fund. The depository bank for each revolving fund shall be required to secure the deposit as provided by law.
 - c. Appropriations to all institutions of higher education and systems, except funds identified exclusively for salaries, may be used to reimburse any revolving fund operated for the benefit of one or more parts or component units of an institution or system, such as a motor pool for managing automotive vehicles authorized by this Act, a feed supply center, an office supply or laboratory supply center, a computer center, or any other operations of a similar nature established by authority of the governing board of said institution or system.
4. **Local Depositories.** The governing boards of the respective institutions for which appropriations are made in this Article are hereby authorized to select depository banks for the safekeeping of funds which are authorized, by statute, to be maintained outside the state treasury. The boards shall require depository banks to furnish adequate surety bonds or securities to be posted for the assurance of safety of such deposits. The depository bank or banks so selected are hereby authorized to pledge their securities for assurance of safety for such funds. All such local funds shall be deposited in these depositories within seven (7) days from date of collection. The governing boards may require the depository so designated and selected to pay interest on deposits at a rate to be agreed upon by said depositories and said boards.
5. **Investment Reports.**
 - a. The governing board of each of the educational institutions named in this Article shall file with the State Auditor, Comptroller of Public Accounts, Legislative Budget Board, and the Governor an annual report of all investment transactions involving endowment funds, short-term and long-term investment funds, and all other securities transactions, in a method prescribed by the State Auditor's Office. Copies of such reports shall be available for public

SPECIAL PROVISIONS RELATING ONLY TO STATE AGENCIES OF HIGHER EDUCATION

(Continued)

inspection. In addition to the annual report, each institution shall publish and maintain on its website for at least two years quarterly investment reports in any format it deems appropriate.

- b. The governing boards of each educational institution named in this Article must adopt formal investment policies. Each governing board shall submit to the Legislative Budget Board and State Auditor's Office a copy of their investment policy by December 31 of each year.

6. **Central Services Accounts.**

- a. Out of funds appropriated in this Article, the governing boards of the university systems and their component units, and institutions of higher education may employ persons to serve two or more parts or component units of the system or institution and may pay their salaries in whole or in part from the informational items of appropriation made herein to any component unit. The governing boards are authorized to establish accounts from which salaries and expenses for the administration and supervision of the units of the system or institution may be paid and to require the units, including any other agency the administration of which it may be charged with by law, to pay into this account from any general revenue, local, or institutional funds their proportionate share as determined by the board for the expense of such administration and supervision. The Comptroller of Public Accounts is authorized to set up an account for each of the systems or institutions and to deposit in the account funds to the amount authorized by the governing boards and executive heads of the respective units, from funds appropriated by the Legislature to the units for noninstructional salaries and general operating expenses. The Comptroller is authorized to draw warrants against such accounts based on vouchers submitted by the systems or institutions in payment of salaries, maintenance, equipment, or travel incidental to the administration and supervision of the respective units.

- b. The systems and institutions whose governing boards and component units are subject to the above are authorized to establish the following accounts:

Texas A&M University System Central Services Account
The University of Texas System Central Services Account
University of Houston System Central Services Account
Texas Tech University System Central Services Account
University of North Texas System Central Services Account
Texas State University System Central Services Account
Texas Woman's University System Central Services Account

- c. Travel expense incurred by a person employed by one unit of an above system or institution in connection with service to the other units may be reimbursed by the unit for which such services are performed or proportionately if more than one such unit is involved.

- 7. **Utility Revolving Funds.** The governing boards of Texas Woman's University, West Texas A&M University, all components of the University of Houston System, Texas State University System, Texas Tech University System, University of North Texas System, and The University of Texas System are authorized to use appropriated funds, except funds expressly identified for salaries, to make payments of debt service and other payments in connection with utility plant revenue bonds and utility plant operation and maintenance expenses, and/or to reimburse any revolving fund now or hereafter established in connection with providing utility services to any building or facility of the college or university, in accordance with the general principles established in Education Code, §55.11, and the creation and maintenance of any such revolving fund is hereby authorized.

8. **Appropriation Expenditure Authorization.**

- a. The educational and general appropriations made in this Act to the general academic teaching institutions, health related institutions, and Texas State Technical College may be expended for the following purposes, including, but not limited to: Instruction; Research; Public Service; Academic Support; Student Services; Institutional Support; Operation and Maintenance of Plant; Scholarships; Staff Benefits; Organized Activities; and Patient Care. Major repairs and rehabilitation of buildings and facilities may be purchased from appropriated funds, but may not be purchased from general revenue funds that are not expressly identified or allocated for such purposes.

SPECIAL PROVISIONS RELATING ONLY TO STATE AGENCIES OF HIGHER EDUCATION

(Continued)

- b. No educational and general funds appropriated to any institution or agency named in this article may be expended on auxiliary enterprises, unless specifically authorized in this Act.
9. **Capital Construction Assistance Projects and Other Revenue Bonds.** Funds clearly identified in separate informational strategies to the state institutions of higher education named in this Article for capital construction assistance projects or other revenue bond retirement may be expended only to reimburse institutions for debt retirement authorized by Education Code §55.17 through §55.17991 and §55.19. Any funds in excess of the amount expended for regularly scheduled principal and interest for debt service reimbursements due each year shall be lapsed to the General Revenue Fund at the end of each fiscal year. Funds may be used for bond and commercial paper debt service payments, which can include principal, interest and fees.

Sec. 7. Recruitment of Students. No funds appropriated by this Act may be expended for travel expenses incurred outside the boundaries of the State of Texas for the purpose of direct recruitment of students.

Sec. 8. Television Stations Prohibited. None of the educational and general funds appropriated in this Article may be expended for the acquisition, construction, or operation of television transmitter stations; provided, however, this prohibition shall not be construed so as to prevent the institutions of higher education named in this Article from using closed-circuit television for purely instructional purposes, or to prevent institutions with existing public broadcasting or transmitter stations to use them for educational purposes, or to prevent the continuance of operating arrangements with existing transmitter stations for purely educational purposes; or to prevent cooperative arrangements with public broadcast stations.

Sec. 9. Intercollegiate Athletics. The special and general provisions of Articles III and IX of this Act shall not apply to intercollegiate athletics. The governing boards of the respective institutions of higher education shall use the appropriations in this Act to make such necessary rules and adjustments as may be deemed advisable for the management and operation of such activities; however, no funds under control of intercollegiate athletics may be used to purchase alcoholic beverages; no educational and general funds appropriated may be used for the operation of intercollegiate athletics; such rules and adjustments shall be designed to complement the rules applicable to other departments of the respective institution; and finally, such rules and adjustments shall specifically prohibit violation of National Collegiate Athletic Association (NCAA) or other governing body rules with respect to recruitment of athletes.

Sec. 10. Prohibition Against Additional Museums. None of the educational and general funds appropriated in this Article shall be used for establishing additional museums or for the maintenance and operation of museums unless the language of this Act or of other acts and resolutions of the Legislature specifically authorizes such use of educational and general funds. As an exception to this provision, in order to encourage and promote gifts, grants, or donations to institutions of higher education, it is specifically provided that an institution which receives such gifts, grants, or donations for the construction or establishment of a museum, which is added to an institution's building inventory after September 1, 1997, may use educational and general funds appropriated by this Article for the maintenance and operation of such a museum. This exception applies only to the authority to spend appropriated funds for these purposes; such museum space shall not be included in formula calculations for purposes of determining the amounts of appropriations due for maintenance or operations of institutional facilities.

Sec. 11. Method of Financing Scholarships.

1. Out of the funds identified by this Article in the informational items described as "Other Educational and General Income," the respective governing boards of the general academic teaching institutions and of the health centers, health science centers, or technical colleges may allocate and expend the actual receipts in such informational item for student scholarships pursuant to the provisions of Education Code §56.031 to §56.039, cited as the Texas Public Educational Grants Program.
2. No educational and general funds appropriated in this Act for scholarships to institutions of higher education may be used to provide athletic scholarships.
3. Out of the additional funds appropriated for the 2024-25 biennium funds allocated and expended by the respective governing boards for need-based student scholarships shall be allocated and expended without regard to the race, sex, color, or ethnicity of the student recipient.

**SPECIAL PROVISIONS RELATING ONLY TO
STATE AGENCIES OF HIGHER EDUCATION**
(Continued)

Sec. 12. Use of Educational and General Funds for Alumni Activities Prohibited. None of the educational and general funds appropriated by this Article may be expended by institutions of higher education for the support or maintenance of alumni organizations or activities.

Sec. 13. Limitation of Nonresident Enrollment in Certain State-supported Professional Schools.

1. None of the funds appropriated by this Act may be expended for the establishment, operation, or maintenance, or for the payment of any salaries to the employees in, any wholly or partially state-supported medical, dental, or law school which: (a) imposes a limitation on the number of students that it admits, (b) in an academic semester denies admission to one or more Texas residents who apply for admission and who reasonably demonstrate that they are probably capable of doing the quality of work that is necessary to obtain the usual degree awarded by such school, and (c) in the same academic semester admits, as either class, nonresidents of the State of Texas in a number greater than 10 percent of the class of which such nonresidents are a part. Limitation of nonresident enrollment at The University of Texas Law School, Texas Tech University School of Law, and the University of Houston Law Center may be increased to 35 percent of the class of which nonresidents are a part provided that the admission of such nonresident students is on the basis of academic merit alone. By the provisions of this paragraph it is intended to withhold funds appropriated by this Act from state-supported medical, dental, and law schools which limit their enrollments and which fill more than 10 percent of their classes with non-resident students in the case of medical and dental schools, and 35 percent in the case of The University of Texas Law School, Texas Tech University Law School, and the University of Houston Law Center, when the result of admitting a nonresident denies admission to a qualified Texas applicant. This provision shall not apply to the funds appropriated to the Coordinating Board for the funding of Baylor College of Medicine or to funds appropriated for tuition equalization grants for students attending private colleges.
2. In addition, The University of Texas Southwestern Medical Center may admit up to 25 competitively recruited medical students in each entering class for a specialized six-year program of clinical and research training designed to lead to the MD and PhD degrees irrespective of whether those students are Texas residents.
3. Texas medical schools may enroll up to 6 competitively recruited medical students, who already possess the DDS degree, in each second year medical school class for a specialized six-year program in oral and maxillofacial surgery comprised of the last three years of medical school and a three year residency program irrespective of whether those students are Texas residents.
4. The University of Texas Health Science Center at Houston may admit up to 25 competitively recruited medical students in each entering class for a specialized program of clinical and research training designed to lead to the MD and PhD degrees irrespective of whether those students are Texas residents.
5. The Texas A&M University System Health Science Center may admit up to 25 competitively recruited nonresident medical students in each entering class for specialized programs of clinical and research training designed to lead to the MD and MS in Engineering degrees or MD degrees for students from military academies or recipients of military health professions scholarships.
6. The Texas A&M University System Health Science Center may admit up to 20 competitively recruited nonresident dental students each year into the International Advanced Standing Program (IASP) designed to allow graduates sit for dental board examinations to secure licensure to practice dentistry in the United States.

Sec. 14. Off-campus Instruction. General academic institutions may use the funds appropriated in this Act to teach courses off campus with the following restrictions:

1. At the conclusion of each fiscal year, the Coordinating Board shall file a report with the Governor and the Legislative Budget Board on all general academic institutions concerning off-campus semester credit hours for that fiscal year.
2. Semester credit hours generated at upper level centers authorized by the Legislature or by the Coordinating Board, as well as at Prairie View A&M University's Houston nursing program and Texas Woman's University nursing programs in Dallas and Houston, are not considered to be off-campus.

SPECIAL PROVISIONS RELATING ONLY TO STATE AGENCIES OF HIGHER EDUCATION

(Continued)

3. All courses taught off campus must be taught by a regular faculty member or administrator who is employed at least half-time on the main campus of the institution. The Commissioner of Higher Education may waive this requirement in special cases where institutions can justify the use of a uniquely qualified individual. Allied health and vocational instructors are exempted from this requirement.

Sec. 15. Tuition and Other Educational and General Local Fee Collection. No institution of higher education shall receive appropriations through formula funding in this Act unless it collects from each student whose semester credit hours are to be included in formula funding calculations all tuition and all fees in accordance with the installment tuition and fee payment plan provided for by the Education Code, (Chapter 54, as amended) on or before the end of the 20th class day for each regular semester and the 15th class day for each summer session. Valid contracts with the United States Government for instruction of eligible military personnel and valid contracts with private business and public service-type organizations or institutions such as hospitals may be considered as collections thereunder but subject to adjustments after final payment thereof. Financial aid awards processed by the financial aid office but not yet issued to the student may be considered as collections thereunder but subject to adjustments after final payment thereof.

Sec. 16. Formula Variable and Educational and General Income Audits. The Texas Higher Education Coordinating Board in consultation with the State Auditor's Office and the Legislative Budget Board shall clearly define all variables used by the Eighty-eighth Legislature in arriving at formula appropriations for fiscal years 2024 and 2025. According to an audit plan developed in consultation with the Coordinating Board and Legislative Budget Board, all variables of selected formulas used in making fiscal years 2024 and 2025 formula appropriations are subject to audit by the Coordinating Board. The Coordinating Board shall report any differences from data submitted by the institutions to the State Auditor, the Legislative Budget Board, and the Governor. The Coordinating Board shall then calculate a new appropriations amount for each institution that reported data in conflict with that verified by the Coordinating Board. These calculations shall then be reported to the Legislative Budget Board, Governor, and the Comptroller of Public Accounts and may be used to revise appropriation authority accordingly. The calculation of revised appropriation amounts shall allow each institution an error rate of up to 2 percent of the biennial appropriations related to the variables audited at that institution.

In addition, components of educational and general income reported in the institutional requests for legislative appropriations for fiscal years 2024 and 2025 are subject to audit by the State Auditor and Coordinating Board.

The State Auditor or Coordinating Board may request the assistance of an institution's internal auditor in performing the audits described in this section.

Sec. 17. System Offices Funding Authorized. Educational and general funds appropriated to components of The University of Texas, Texas A&M University, University of Houston, Texas Tech University, University of North Texas, Texas State University System, and Texas State Technical College Systems may be transferred or contracted to system offices to provide support for coordination, administration, and other related services.

Sec. 18. Annual Reports of Health Related Institutions Practice Plans. As a limitation and restriction upon appropriations made by this Act, all agencies that have a public health related institution covered under Article III shall not expend funds after a period of 120 days following the close of the fiscal year, unless there has been filed with the Governor, the State Auditor, the Legislative Budget Board, the Legislative Reference Library, and the Comptroller of Public Accounts an annual report as of August 31 of the preceding fiscal year showing the use of practice plan funds. The annual report shall conform to a uniform reporting system developed by the State Auditor's Office for all financial data concerning the health related institutions practice plans.

Sec. 19. Self-insurance Funds. Any funds of an institution of higher education used for or allocated to a self-insurance fund authorized by Government Code, Chapter 2259, for a risk otherwise insurable by the institution of higher education, including a reserve account for lump sum payments of vacation and sick leave, shall be treated by the Comptroller of Public Accounts as an expenditure of the respective funds. The self-insurance funds so created shall be considered designated funds as that term is used in §51.008(b) of the Education Code. Any self-insurance fund reserves so created shall not exceed in amount the maximum value determined to be actuarially sound for each such self-insurance program.

**SPECIAL PROVISIONS RELATING ONLY TO
STATE AGENCIES OF HIGHER EDUCATION**
(Continued)

Sec. 20. Uncompensated Care Reporting Requirement. The public health-related institutions shall use the appropriations in this Act to include in their biennial legislative appropriations request information including the actual amount of uncompensated care provided through each institution's respective physician practice plan, and if applicable, hospital or clinic using the uncompensated care reporting requirement established by the Health and Human Services Commission.

Uncompensated care includes the unreimbursed costs for the uninsured (those with no source of third party insurance) and the underinsured (those with insurance who after contractual adjustment and third party payments have a responsibility to pay for an amount they are unable to pay). Uncompensated care also includes the unreimbursed cost from governmental sponsored health programs. To calculate uncompensated care, charges will be converted to costs by application of a standard, auditable ratio of cost to charge and providers will recognize appropriate patient specific funding and lump sum funding available to offset costs. Any amounts received by the Physician Practice Plan from Upper Payment Limit shall be counted as payments received for uncompensated care.

Sec. 21. County Indigent Care Contracts.

1. **Contracts Required.** It is the intent of the Legislature that all institutions of higher education providing indigent health care contract with relevant counties in their service area to recover the costs associated with treating those counties' indigent patients.
2. **County Indigent Care Contracts Reporting.** The University of Texas Medical Branch at Galveston, The University of Texas M.D. Anderson Cancer Center, and The University of Texas Health Science Center at Tyler shall submit to the Legislative Budget Board and the Governor at the end of each fiscal year a list of counties whose indigent residents have been served by each institution; the total amount of reimbursement received by each institution from each county pursuant to the Indigent Health Care and Treatment Act; and the total cost, by county, of services provided by each institution for which counties are liable pursuant to the Indigent Health Care and Treatment Act. In addition, each institution shall report annually (no later than March 1st) to the Legislative Budget Board and Governor on the status of contract agreements or negotiations with each county whose indigent residents have been served by the institution.

Sec. 22. Ethics Policy.

1. None of the funds appropriated by this Act may be expended by an institution of higher education until its governing board has adopted an ethics policy which includes the requirements of Texas Government Code Section 572.051. The ethics policy shall apply to the board of regents and its staff, the administration, staff, and faculty of the institutions under the board's governance.
2. The ethics policy adopted by each board of regents shall also include specific provisions regarding sexual harassment.

Sec. 23. Driscoll Children's Hospital. No funds appropriated to a health-related institution of higher education shall be used to replace or duplicate the Driscoll Children's Hospital in caring for children with special health-care needs, including pediatric cardiovascular diseases, or in assuming the direct care of those children. This rider language shall not restrict the traditional referral patterns utilized by physicians to refer patients to health related institutions.

Sec. 24. Participation in Drug Development Research Projects. A public university may not expend funds appropriated by this Act, including appropriations of grants or gifts, to conduct a drug development research protocol involving a person who is receiving mental health services under a protective custody order, pursuant to Chapter 574, Health and Safety Code. This rider is not intended to limit or prohibit provisions for treatment established under §576.022, Health and Safety Code.

Sec. 25. Post Tenure Review. None of the funds appropriated by this Act may be expended by an institution of higher education until its governing board has filed with the Texas Higher Education Coordinating Board policies and procedures regarding post tenure review which have been adopted by the board of regents. Post tenure policies shall include review procedures to determine that a tenured faculty member is performing consistently at an acceptable, professional level and a mechanism whereby a faculty member is informed of any deficiencies and provided opportunities to effectively improve his or her performance.

Sec. 26. General Academic Funding.¹ Appropriations made in this Act for formula funding for general academic institutions will consist of four formulas and supplemental items.

**SPECIAL PROVISIONS RELATING ONLY TO
STATE AGENCIES OF HIGHER EDUCATION**

(Continued)

1. **Instruction and Operation Formula.** The Instruction and Operations Formula shall provide funding for faculty salaries, including nursing, departmental operating expense, library, instructional administration, research enhancement, student services, and institutional support. These funds are distributed on a weighted semester credit hour basis. The rate per weighted semester credit hour for the 2024-25 biennium is \$59.08 in fiscal year 2024 and fiscal year 2025.

Weighting is determined by the following matrix:

	Lower Div	Upper Div	Masters	Doctoral	Special Professional
Liberal Arts	1.00	1.84	4.46	14.73	-
Science	1.34	2.63	7.00	21.74	-
Fine Arts	1.37	2.66	7.51	10.10	-
Teacher Ed	1.26	1.90	2.24	7.82	-
Agriculture	1.48	2.27	9.17	14.47	-
Engineering	1.76	2.80	6.91	18.79	-
Home Economics	0.95	1.80	3.45	14.04	-
Law	-	-	-	-	5.50
Social Services	1.58	1.91	2.44	29.07	-
Library Science	3.33	1.92	3.69	26.48	-
Vet Med	-	-	-	-	21.71
Vocational Training	1.52	3.52	-	-	-
Physical Training	1.62	1.97	-	-	-
Health Services	0.96	1.61	2.62	9.20	3.28
Pharmacy	11.64	4.73	44.01	52.25	4.67
Business Admin	1.10	1.87	3.16	38.06	-
Optometry	-	-	-	-	5.17
Teacher Ed Practice	1.97	2.34	-	-	-
Technology	1.78	2.40	5.84	15.77	-
Nursing	1.55	2.08	2.72	9.17	-
Development Ed	1.00	-	-	-	-

2. **Teaching Experience Supplement.** For the 2024-25 biennium, an additional weight of 10 percent is added to lower division and upper division semester credit hours taught by tenured and tenure-track faculty. Furthermore, it is the intent of the Legislature that the weight shall increase by 10 percent per biennium, up to 50 percent.
3. **Infrastructure Support.** Funding associated with plant-related formulas and utilities shall be distributed by the infrastructure support formula which is driven by the predicted square feet for universities' educational and general activities produced by the Space Projection Model developed by the Coordinating Board. The portion of the formula related to utilities is adjusted to reflect differences in unit costs for purchased utilities, including electricity, natural gas, water and wastewater, and thermal energy. The average rate per square foot is \$5.75 in fiscal year 2024 and fiscal year 2025.
4. **Supplemental Non-formula Items.** Institutions shall receive a direct reimbursement as applicable for staff group insurance (other educational and general income portion), workers' compensation insurance, unemployment compensation insurance, public education grants, organized activities, scholarships, tuition revenue bond payments, and facility lease charges. Institutions may receive an appropriation for non-formula support items. Revenue derived from board authorized tuition would still be appropriated to the institutions levying the additional charges.
 - a. The General Academic Instruction and Operations and Infrastructure formulas shall incorporate the Higher Education Coordinating Board's October 2006 recommendations for mission-specific formula funding for Texas A&M University at Galveston.
5. **Small Institution Supplement.** The Small Institution Supplement, as a set-aside within the General Academic Institution Infrastructure Formula, shall provide supplemental funding to general academic institutions with headcounts of fewer than 10,000 students. For the 2024-2025 biennium, general academic institutions with a headcount of fewer than 5,000 students shall receive a small institution supplement of \$2,633,133. The small institution supplement shall decrease proportionate to the increase in headcount above 5,000 until the institution reaches 10,000 headcount. Once an institution reaches 10,000 headcount, it shall no longer be eligible for this supplement.

**SPECIAL PROVISIONS RELATING ONLY TO
STATE AGENCIES OF HIGHER EDUCATION**

(Continued)

These formulas and supplemental items shall be reviewed and updated by study committees appointed by the Higher Education Coordinating Board and recommended changes forwarded to the Legislature, Legislative Budget Board, and Governor by June 1, 2024.

Sec. 27. Health Related Institutions Funding. Appropriations made in this Act for formula funding for health related institutions shall consist of four formulas plus supplemental non-formula items.

1. **Instruction and Operations Support Formula.** The Instruction and Operations Support Formula shall provide funding on a per student or full-time equivalent basis. Funding for each instructional program is based on the following funding weights per student, with a base value per weighted student of \$9,689 in fiscal year 2024 and fiscal year 2025:

<u>Program</u>	<u>Weight Per Student</u>
Allied Health	1.000
Biomedical Science	1.018
Nursing	1.138
Pharmacy	1.670
Public Health	1.721
Biomedical Informatics	1.750
Dental	4.601
Medical	4.753
Podiatry	4.753

Instructional programs at remote locations and the main campus at The University of Texas Health Science Center at Tyler with enrollments of less than 200 students at individual campuses shall receive additional funding to compensate for the diseconomies of scale. The minimum formula shall generate additional funding per student, on a sliding scale, with programs with small enrollments receiving more additional funding per student.

2. **Infrastructure Support Formula.** Funding to the health related institutions for plant support and utilities shall be distributed by the infrastructure support formula which is driven by the predicted square feet for the health related institutions produced by the Space Projection Model developed by the Texas Higher Education Coordinating Board. The rate per square foot is \$6.14 in fiscal year 2024 and fiscal year 2025 for all health related institutions.

Because the Space Projection Model does not account for hospital space, separate infrastructure funding for hospital space at The University of Texas Medical Branch at Galveston, The University of Texas M.D. Anderson Cancer Center, and The University of Texas Health Science Center at Tyler shall be included in the total funding for hospital and center operations.

3. **Research Funding.** The health related institutions shall retain 100 percent of indirect research costs recovered on grants. Each institution also receives research enhancement funding of \$1,412,500 plus 1.17 percent in fiscal year 2024 and fiscal year 2025 of its research expenditures as reported to the Texas Higher Education Coordinating Board.
4. **Research at Clinical Partners.** Research conducted by faculty of a health related institution under a contract with a clinical partner shall be considered in the formula calculations for the Research Enhancement and E&G Space Support strategies as defined under Article III, Special Provisions Relating Only To State Agencies of Higher Education, Section 27, subsection (2) Infrastructure Support Formula and Sec. 27, subsection (3) Research Funding.
5. **Graduate Medical Education Formula.** The Graduate Medical Education Formulas shall provide funding on a per medical resident basis. Funding is based on a base value of \$11,940 per medical resident in an accredited program. Appropriations for Graduate Medical Education for fiscal year 2024 and fiscal year 2025 are \$5,970 per resident.
6. **Health Related Institution Graduate Medical Education.** The funds appropriated above in each of the health related institutions bill pattern titled Graduate Medical Education (GME) shall be spent to increase the number of resident slots in the State of Texas as well as faculty costs relating to GME. In addition, each health related institution shall work with the Higher Education Coordinating Board to develop new performance measures relating to increasing the number of resident slots in the State of Texas.

**SPECIAL PROVISIONS RELATING ONLY TO
STATE AGENCIES OF HIGHER EDUCATION**

(Continued)

7. **Supplemental Non-formula Items.** Institutions shall receive a direct reimbursement as applicable for staff group insurance, workers' compensation insurance, unemployment insurance, public education grants, medical loans, tuition revenue bond payments, and facility lease charges. Institutions may receive an appropriation for non-formula support items and hospital and clinic operations.
8. **Formula Study Committees.** These formulas shall be reviewed and updated by study committees appointed by the Texas Higher Education Coordinating Board and recommended changes forwarded to the Legislature, Legislative Budget Board, and Governor by June 1, 2024.
9. **Mission Specific Support.** The University of Texas M.D. Anderson Cancer Center and The University of Texas Health Science Center at Tyler do not provide formal medical education which qualifies for instruction support under subsection 1 above. Therefore, funding allocated to these institutions shall be based on the following criteria:
 - a. The General Revenue Operations formula funding provided to The University of Texas M.D. Anderson Cancer Center in Strategy A.2.1, Cancer Center Operations, shall be based on the total number of Texas cancer patients served at The University of Texas M. D. Anderson Cancer Center. General Revenue appropriations for fiscal year 2024 and 2025 shall be based on the number of total Texas cancer patients served in 2022. The rate per patient shall be \$1,613 in fiscal year 2024 and fiscal year 2025 for Strategy A.2.1, Cancer Center Operations. For formula funding purposes, the amount of growth in total funding from one biennium to another may not exceed the average growth in funding for Health Related Institutions in the Instruction and Operations formula for the current biennium.
 - b. The University of Texas Health Science Center at Tyler has a statutory mission to conduct research, develop diagnostic and treatment techniques, provide training and teaching programs, and provide diagnosis and treatment of inpatients and outpatients with pulmonary, respiratory and other diseases of the chest. General Revenue funds appropriated to The University of Texas Health Science Center at Tyler in Strategy A.1.4, Chest Disease Center Operations, shall be based on the number of cases in which disease diagnoses are treated by The University of Texas Health Science Center at Tyler. General Revenue appropriations for fiscal year 2024 and 2025 shall be based on the number of such cases treated in fiscal year 2022. The rate per case for fiscal year 2024 and 2025 shall be \$101. For formula funding purposes, the amount of growth in total funding from one biennium to another may not exceed the average growth in funding for Health Related Institutions in the Instruction and Operations formula for the current biennium.
 - c. The University of Texas M.D. Anderson Cancer Center and The University of Texas Health Science Center at Tyler shall submit to the Legislative Budget Board, Governor, and Texas Higher Education Coordinating Board a copy of the appropriate reports discussed above and supporting documentation which provides the necessary information to calculate the formula allocations in subsections (a) and (b) above.
10. **Mission Specific Support - Performance Based Research Operations Formula.** The University of Texas Southwestern Medical Center has a mission that is research intensive. To enhance research capacity, assist the institution in leveraging research grants and gifts, and support expansion of the institution's research operations, additional research formula funding shall be provided based on the following criteria:
 - a. General Revenue Research Operations Formula funding allocated to The University of Texas Southwestern Medical Center in Strategy B.1.2, Performance Based Research Operations Formula, shall be guided to the institution through two mechanisms that measure the institution's performance.
 - 1) Base Match allocations shall be based on the institution's average annual research expenditures for the previous three-year period as reported to the Higher Education Coordinating Board, excluding research expenditures from state appropriations. The Base Match rate shall be 13.35 percent for each fiscal year of the 2024-25 biennium. The Base Match rate shall be adjusted based on the average annualized increase or decrease in research expenditures from the prior biennium's three-year base average.

**SPECIAL PROVISIONS RELATING ONLY TO
STATE AGENCIES OF HIGHER EDUCATION**

(Continued)

- 2) Performance Incentive Tiered Match allocations shall be based on the increase of the institution's average annual research expenditures since the prior biennium. The calculation of this increase shall be based on the average annual research expenditures for the two-year base period preceding each biennium, as reported to the Higher Education Coordinating Board, excluding research expenditures from state appropriations. The Tiered Match shall allocate funding in three tiers that increase on a sliding scale. Tier 1 shall provide matching General Revenue funds at a rate of 25.0 percent for any increase in the institution's average annual research expenditures between \$0 and \$10,000,000. Tier 2 shall provide matching General Revenue funds at a rate of 50.0 percent for any increase in the institution's average annual research expenditures between \$10,000,000 and \$20,000,000. Tier 3 shall provide matching General Revenue funds at a rate of 75.0 percent for any increase in the institution's average annual research expenditures greater than \$20,000,000.

The institution's Performance Based Research Operations Formula shall be expended for the purpose of research operations, expanding research capacity, and pursuing excellence in its research mission. Any unexpended balances as of August 31, 2024, are hereby appropriated for the same purpose for the fiscal year beginning September 1, 2024.

For formula funding purposes, the amount of growth in total funding for the Performance Based Research Operations Formula from one biennium to another may not exceed 5.0 percent of the institution's total General Revenue appropriations in the prior biennium, excluding appropriations for capital construction assistance project bond debt service. The Legislative Budget Board shall implement the funding in accordance with this limitation. In a biennium in which funding is not available to meet the institution's performance-driven target, the formula mechanisms and performance-calculated match rates remain while the Legislature determines the General Revenue provided. In the FY 2024-25 biennium, \$130,840,155 in General Revenue is provided.

11. **Mission Specific Support - Performance Based Research Operations Formula.** To enhance research capacity at The University of Texas Health Science Center at Houston, assist the institution in leveraging research grants and gifts, and support expansion of the institution's research operations, additional research formula funding shall be provided based on the following criteria:
 - a. General Revenue Research Operations Formula funding allocated to The University of Texas Health Science Center at Houston in Strategy B.1.2, Performance Based Research Operations Formula, shall be guided to the institution through two mechanisms that measure the institution's performance.
 - 1) Base Match allocations shall be based on the institution's average annual research expenditures for the previous three-year period as reported to the Higher Education Coordinating Board, excluding research expenditures from state appropriations. The Base Match rate shall be 6.46 percent for each fiscal year of the 2024-25 biennium. The Base Match rate shall be adjusted based on the average annualized increase or decrease in research expenditures from the prior biennium's three-year base average.
 - 2) Performance Incentive Tiered Match allocations shall be based on the increase of the institution's average annual research expenditures since the prior biennium. The calculation of this increase shall be based on the average annual research expenditures for the two-year base period preceding each biennium, as reported to the Higher Education Coordinating Board, excluding research expenditures from state appropriations. The Tiered Match shall allocate funding in three tiers that increase on a sliding scale. Tier 1 shall provide matching General Revenue funds at a rate of 25.0 percent for any increase in the institution's average annual research expenditures between \$0 and \$10,000,000. Tier 2 shall provide matching General Revenue funds at a rate of 50.0 percent for any increase in the institution's average annual research expenditures between \$10,000,000 and \$20,000,000. Tier 3 shall provide matching General Revenue funds at a rate of 75.0 percent for any increase in the institution's average annual research expenditures greater than \$20,000,000.

SPECIAL PROVISIONS RELATING ONLY TO STATE AGENCIES OF HIGHER EDUCATION

(Continued)

The institution's Performance Based Research Operations Formula shall be expended for the purpose of research operations, expanding research capacity, and pursuing excellence in its research mission. Any unexpended balances as of August 31, 2024, are hereby appropriated for the same purpose for the fiscal year beginning September 1, 2024.

For formula funding purposes, the amount of growth in total funding for the Performance Based Research Operations Formula from one biennium to another may not exceed 5.0 percent of the institution's total General Revenue appropriations in the prior biennium, excluding appropriations for capital construction assistance project bond debt service. The Legislative Budget Board shall implement the funding in accordance with this limitation. In a biennium in which funding is not available to meet the institution's performance-driven target, the formula mechanisms and performance-calculated match rates remain while the Legislature determines the General Revenue provided. In the FY 2024-25 biennium, \$42,949,947 in General Revenue is provided.

12. **Mission Specific Support - Performance Based Research Operations Formula.** To enhance research capacity at The University of Texas Health Science Center at San Antonio, assist the institution in leveraging research grants and gifts, and support expansion of the institution's research operations, additional research formula funding shall be provided based on the following criteria:

a. General Revenue Research Operations Formula funding allocated to The University of Texas Health Science Center at San Antonio in Strategy B.1.2, Performance Based Research Operations Formula, shall be guided to the institution through two mechanisms that measure the institution's performance.

- 1) Base Match allocations shall be based on the institution's average annual research expenditures for the previous three-year period as reported to the Higher Education Coordinating Board, excluding research expenditures from state appropriations. The Base Match rate shall be 8.58 percent for each fiscal year of the 2024-25 biennium. The Base Match rate shall be adjusted based on the average annualized increase or decrease in research expenditures from the prior biennium's three-year base average.
- 2) Performance Incentive Tiered Match allocations shall be based on the increase of the institution's average annual research expenditures since the prior biennium. The calculation of this increase shall be based on the average annual research expenditures for the two-year base period preceding each biennium, as reported to the Higher Education Coordinating Board, excluding research expenditures from state appropriations. The Tiered Match shall allocate funding in three tiers that increase on a sliding scale. Tier 1 shall provide matching General Revenue funds at a rate of 25.0 percent for any increase in the institution's average annual research expenditures between \$0 and \$10,000,000. Tier 2 shall provide matching General Revenue funds at a rate of 50.0 percent for any increase in the institution's average annual research expenditures between \$10,000,000 and \$20,000,000. Tier 3 shall provide matching General Revenue funds at a rate of 75.0 percent for any increase in the institution's average annual research expenditures greater than \$20,000,000.

The institution's Performance Based Research Operations Formula shall be expended for the purpose of research operations, expanding research capacity, and pursuing excellence in its research mission. Any unexpended balances as of August 31, 2024, are hereby appropriated for the same purpose for the fiscal year beginning September 1, 2024.

For formula funding purposes, the amount of growth in total funding for the Performance Based Research Operations Formula from one biennium to another may not exceed 5.0 percent of the institution's total General Revenue appropriations in the prior biennium, excluding appropriations for capital construction assistance project bond debt service. The Legislative Budget Board shall implement the funding in accordance with this limitation. In a biennium in which funding is not available to meet the institution's performance-driven target, the formula mechanisms and performance-calculated match rates remain while the Legislature determines the General Revenue provided. In the FY 2024-25 biennium, \$38,515,512 in General Revenue is provided.

**SPECIAL PROVISIONS RELATING ONLY TO
STATE AGENCIES OF HIGHER EDUCATION**

(Continued)

13. **Mission Specific Support - Multicategorical Teaching Hospital Support.** The University of Texas Medical Branch at Galveston operates a state owned hospital with a statutorily-based mission to operate a hospital and health system. Funding allocated to The University of Texas Medical Branch at Galveston for its hospitals and health system shall be based on the following criteria:
- a. General Revenue formula funding provided to The University of Texas Medical Branch at Galveston in Strategy A.1.7, Health System Operations, shall be based on the total number of Texas patient encounters in 2022 in trauma, primary care, diabetes, heart, psychiatry, and telemedicine. The rate per patient for each fiscal year of the 2024-25 biennium shall be \$150.69. For formula funding purposes, the amount of growth in total funding from one biennium to another may not exceed the average growth in funding for Health Related Institutions in the Instruction and Operations formula for the current biennium.
 - b. The University of Texas Medical Branch at Galveston shall submit to the Legislative Budget Board, Governor, and Texas Higher Education Coordinating Board a copy of the appropriate reports discussed above and supporting documentation, which provides the necessary information to calculate the formula allocations in subsection (a) above.
14. **Mission Specific Support - Border Health Operations.** Texas Tech University Health Sciences Center at El Paso serves border and rural communities through health care programs and operations. Funding allocated to Texas Tech University Health Sciences Center at El Paso for its border health operations shall be based on the following criteria:
- a. General Revenue formula funding provided to Texas Tech University Health Sciences Center at El Paso in Strategy A.1.5, Performance Based Border Health Operations, shall be based on the total number of Texas patient encounters in 2022. The rate per patient for each fiscal year of the 2024-25 biennium shall be \$21.31. For formula funding purposes, the amount of growth in total funding from one biennium to another may not exceed the average growth in funding for Health Related Institutions in the Instruction and Operations formula for the current biennium.
 - b. Texas Tech University Health Sciences Center at El Paso shall submit to the Legislative Budget Board, Governor, and Texas Higher Education Coordinating Board a copy of the appropriate reports discussed above and supporting documentation, which provides the necessary information to calculate the formula allocations in subsection (a) above.
15. **Mission Specific Support - Performance Based Research Operations Formula.** To enhance research capacity at Texas A&M University System Health Science Center, assist the institution in leveraging research grants and gifts, and support expansion of the institution's research operations, additional research formula funding shall be provided based on the following criteria:
- a. General Revenue Research Operations Formula funding allocated to Texas A&M University System Health Science Center in Strategy B.1.2, Performance Based Research Operations Formula, shall be guided to the institution through two mechanisms that measure the institution's performance.
 - 1) Base Match allocations shall be based on the institution's average annual research expenditures for the previous three-year period as reported to the Higher Education Coordinating Board, excluding research expenditures from state appropriations. The Base Match rate shall be 12.17 percent for each fiscal year of the 2024-25 biennium.
 - 2) Performance Incentive Tiered Match allocations shall be based on the increase of the institution's average annual research expenditures since the prior biennium. The calculation of this increase shall be based on the average annual research expenditures for the two-year base period preceding each biennium, as reported to the Higher Education Coordinating Board, excluding research expenditures from state appropriations. The Tiered Match shall allocate funding in three tiers that increase on a sliding scale. Tier 1 shall provide matching General Revenue funds at a rate of 20.0 percent for any increase in the institution's average annual research expenditures between \$0 and \$2,500,000. Tier 2 shall provide matching General Revenue funds at a rate of 40.0 percent for any increase in the institution's average annual research expenditures between \$2,500,000 and

**SPECIAL PROVISIONS RELATING ONLY TO
STATE AGENCIES OF HIGHER EDUCATION**

(Continued)

\$5,000,000. Tier 3 shall provide matching General Revenue funds at a rate of 60.0 percent for any increase in the institution's average annual research expenditures greater than \$5,000,000.

- b. For purposes of calculating the base match rate for institution's Performance Based Research Operations Formula for the 2024-25 biennium, the amounts associated with the Biomedical Advanced Research and Development Authority (BARDA) contract shall be excluded from the research expenditures used for the calculations.

The institution's Performance Based Research Operations Formula shall be expended for the purpose of research operations, expanding research capacity, and pursuing excellence in its research mission. Any unexpended balances as of August 31, 2024, are hereby appropriated for the same purpose for the fiscal year beginning September 1, 2024.

For formula funding purposes, the amount of growth in total funding for the Performance Based Research Operations Formula from one biennium to another may not exceed 5.0 percent of the institution's total General Revenue appropriations in the prior biennium, excluding appropriations for capital construction assistance project bond debt service. The Legislative Budget Board shall implement the funding in accordance with this limitation. In a biennium in which funding is not available to meet the institution's performance-driven target, the formula mechanisms and performance-calculated match rates remain while the Legislature determines the General Revenue provided. In the FY 2024-25 biennium, \$37,467,052 in General Revenue is provided.

16. **Mission Specific Support - Performance Based Research Operations Formula.** To enhance the Center for Human Identification at the University of North Texas Health Science Center at Fort Worth, assist the institution in leveraging research grants and gifts, and support expansion of the institution's research operations, additional research formula funding shall be provided based on the following criteria:

- a. General Revenue Research Operations Formula funding allocated to University of North Texas Health Science Center at Fort Worth in Strategy B.1.2, Performance Based Research Operations Formula, shall be guided to the institution through two mechanisms that measure the institution's performance.
 - 1) Base Match allocations shall be based on the institution's average annual research expenditures for the previous three-year period as reported to the Higher Education Coordinating Board, excluding research expenditures from state appropriations. The Base Match rate shall be 28.58 percent for each fiscal year of the 2024-25 biennium.
 - 2) Performance Incentive Tiered Match allocations shall be based on the increase of the institution's average annual research expenditures since the prior biennium. The calculation of this increase shall be based on the average annual research expenditures for the two-year base period preceding each biennium, as reported to the Higher Education Coordinating Board, excluding research expenditures from state appropriations. The Tiered Match shall allocate funding in three tiers that increase on a sliding scale. Tier 1 shall provide matching General Revenue funds at a rate of 20.0 percent for any increase in the institution's average annual research expenditures between \$0 and \$1,500,000. Tier 2 shall provide matching General Revenue funds at a rate of 40.0 percent for any increase in the institution's average annual research expenditures between \$1,500,000 and \$3,000,000. Tier 3 shall provide matching General Revenue funds at a rate of 60.0 percent for any increase in the institution's average annual research expenditures greater than \$3,000,000.

The institution's Performance Based Research Operations Formula shall be expended for the purpose of supporting the Center for Human Identification, the institution's research operations, and expanding research capacity. Any unexpended balances as of August 31, 2024, are hereby appropriated for the same purpose for the fiscal year beginning September 1, 2024.

For formula funding purposes, the amount of growth in total funding for the Performance Based Research Operations Formula from one biennium to another may not exceed 5.0 percent of the institution's total General Revenue appropriations in the prior biennium, excluding appropriations for capital construction assistance project bond debt service. The

SPECIAL PROVISIONS RELATING ONLY TO STATE AGENCIES OF HIGHER EDUCATION

(Continued)

Legislative Budget Board shall implement the funding in accordance with this limitation. In a biennium in which funding is not available to meet the institution's performance-driven target, the formula mechanisms and performance-calculated match rates remain while the Legislature determines the General Revenue provided. In the FY 2024-25 biennium, \$29,295,636 in General Revenue is provided.

17. **Mission Specific Support - Performance Based Research Operations Formula.** To enhance cancer research at the Texas Tech University Health Sciences Center, assist the institution in leveraging research grants and gifts, and support expansion of the institution's research operations, additional research formula funding shall be provided based on the following criteria:
- a. General Revenue Research Operations Formula funding allocated to Texas Tech University Health Sciences Center in Strategy B.1.2, Performance Based Research Operations Formula, shall be guided to the institution through two mechanisms that measure the institution's performance.
 - 1) Base Match allocations shall be based on the institution's average annual research expenditures from federal and private sources for the previous three-year period as reported to the Higher Education Coordinating Board. The Base Match rate shall be 10.00 percent for each fiscal year of the 2024-25 biennium.
 - 2) Performance Incentive Tiered Match allocations shall be based on the increase of the institution's average annual research expenditures since the prior biennium. The calculation of this increase shall be based on the average annual research expenditures from federal and private sources for the two-year base period preceding each biennium, as reported to the Higher Education Coordinating Board. The Tiered Match shall allocate funding in three tiers that increase on a sliding scale. Tier 1 shall provide matching General Revenue funds at a rate of 25.0 percent for any increase in the institution's average annual research expenditures between \$0 and \$2,500,000. Tier 2 shall provide matching General Revenue funds at a rate of 50.0 percent for any increase in the institution's average annual research expenditures between \$2,500,000 and \$5,000,000. Tier 3 shall provide matching General Revenue funds at a rate of 75.0 percent for any increase in the institution's average annual research expenditures greater than \$5,000,000.

The institution's Performance Based Research Operations Formula shall be expended for the purpose of supporting cancer research, the institution's research operations, and expanding research capacity. Any unexpended balances as of August 31, 2024, are hereby appropriated for the same purpose for the fiscal year beginning September 1, 2024.

For formula funding purposes, the amount of growth in total funding for the Performance Based Research Operations Formula from one biennium to another may not exceed 5.0 percent of the institution's total General Revenue appropriations in the prior biennium, excluding appropriations for capital construction assistance project bond debt service. The Legislative Budget Board shall implement the funding in accordance with this limitation. In a biennium in which funding is not available to meet the institution's performance-driven target, the formula mechanisms and performance-calculated match rates remain while the Legislature determines the General Revenue provided. In the FY 2024-25 biennium, \$3,852,087 in General Revenue is provided.

Sec. 28. Optional Retirement Program Differential. Included in the appropriation to institutions of higher education in this Act are general revenue amounts to offset local funds used for the optional retirement program employer contributions between 6.6 percent and 7.31 percent of salaries for employees who were on the state payroll or who were employed by a Public Community or Junior College as of August 31, 1995. These general revenue amounts are included in the funding formulas for general academic institutions and two-year institutions and in the base funding for other institutions of higher education.

Sec. 29. Indirect Cost Recovery Earned by Texas A&M System Agencies. The Texas A&M University System agencies shall report to the Legislative Budget Board in their Legislative Appropriations Requests for the 2026-27 biennium all indirect cost recovery revenue earned on research grants and contracts including amounts collected by the Research Foundation.

**SPECIAL PROVISIONS RELATING ONLY TO
STATE AGENCIES OF HIGHER EDUCATION**

(Continued)

Sec. 30. Fire Safety Projects at Institutions of Higher Education. Because of the urgent nature of these projects, it is the intent of the Legislature that institutions of higher education that have major fire safety projects, identified by the State Fire Marshal's Office as not meeting the requirements of the National Fire Protection Association, Life Safety Code 101, Edition, remedy the fire safety issues and complete any related construction and renovation projects as soon as practical. Institutions shall consult with the State Fire Marshal's Office and develop a time line for completion of the projects. Institutions shall implement the interim safety precautions recommended by the State Fire Marshal's Office. The State Fire Marshal shall submit periodic reports to the House Appropriations Committee and Senate Finance Committee on the progress of institutions in remedying the fire safety issues.

Institutions of higher education shall notify parents of students living in dormitories identified by the State Fire Marshal's Office. The notice shall contain information about the actions needed to rectify noncompliance and the time frame in which the institution plans to make improvements in order to comply.

Sec. 31. Funding for Physical Education Courses. No funds appropriated under this act shall be used for contact hours or semester credit hours for students who are registered solely for physical education, weight lifting, group exercises, aerobics, or related courses; have registered for the same such course more than once; and are not seeking a degree plan or certificate of completion of a course of study.

Sec. 32. Faculty Salary Increase Report. The Texas Higher Education Coordinating Board shall report the average salary increase provided to faculty at each general academic institution to the Legislative Budget Board and Governor by January 31 of each fiscal year on a form prescribed by the Texas Higher Education Coordinating Board.

Sec. 33. Endowed Chairs. Out of funds appropriated to the Texas Higher Education Coordinating Board for Baylor College of Medicine, Houston; The University of Texas Health Science Center at Houston; and The University of Texas Medical Branch at Galveston, each may expend up to \$1,000,000 out of funds appropriated in this Act to fund one endowed chair or professorship for spinal cord injury research.

Sec. 34. Nursing School Enrollment. The Legislature encourages institutions of higher education who receive state appropriations not to reduce the number of student full-time equivalents enrolled in programs preparing students for licensure as registered nurses in state fiscal years ending August 31, 2024, and August 31, 2025, below the number of student full-time equivalents enrolled for the state fiscal year ending August 31, 2023. This provision shall not be construed as requiring any school to accept an unqualified applicant to its professional nursing program. In the event that a school falls below the required number of students enrolled in professional nursing program by more than 5 percent for the state fiscal year ending August 31, 2024, and the state fiscal year ending August 31, 2025, the school shall report to the Legislative Budget Board and the Texas Higher Education Coordinating Board the reasons for failing to meet the required enrollment.

Sec. 35. Student Travel Policy. Each governing board of an institution of higher education shall use the appropriations above to adopt a policy regulating travel that is undertaken by one or more students presently enrolled at the institution to reach an activity or event that is located more than 25 miles from the institution that is organized and sponsored by the institution and that is funded by the institution, and the travel is undertaken using a vehicle owned or leased by the institution or required by a student organization registered at the institution.

Sec. 36. Non-formula Support Item Support. Any appropriations made to non-formula support item support strategies throughout this article are intended to supplement existing programs and may not be used to supplant funds.

Sec. 37. Informational Listing - Permanent Funds and Endowments. The following is an informational list of the amounts used to capitalize Permanent Funds and Endowments created by House Bills 1676 and 1945, Seventy-sixth Legislature, and does not make appropriations.

Permanent Health Fund for Higher Education, Fund No. 810	\$ 350,000,000
The University of Texas Health Science Center at San Antonio Endowment, Fund No. 811	\$ 200,000,000

**SPECIAL PROVISIONS RELATING ONLY TO
STATE AGENCIES OF HIGHER EDUCATION**
(Continued)

The University of Texas M.D. Anderson Cancer Center Endowment, Fund No. 812	\$ 100,000,000
Texas Tech University Health Sciences Center Endowment (El Paso), Fund No. 820	\$ 25,000,000
The University of Texas Southwestern Medical Center Endowment, Fund No. 813	\$ 50,000,000
Texas Tech University Health Sciences Center Endowment (Other Than El Paso), Fund No. 821	\$ 25,000,000
The University of Texas Medical Branch at Galveston Endowment, Fund No. 814	\$ 25,000,000
The University of Texas Health Science Center at Houston Endowment, Fund No. 815	\$ 25,000,000
The University of Texas Health Science Center at Tyler Endowment, Fund No. 816	\$ 25,000,000
Texas A&M University System Health Science Center Endowment, Fund No. 818	\$ 25,000,000
University of North Texas Health Science Center at Fort Worth Endowment, Fund No. 819	\$ 25,000,000
Permanent Endowment Fund for The University of Texas Regional Academic Health Center, Fund No. 822	\$ 20,000,000
The University of Texas at El Paso Endowment, Fund No. 817	\$ 25,000,000
Permanent Endowment Fund for the Baylor College of Medicine, Fund No. 823	\$ 25,000,000
Permanent Fund For Higher Education Nursing, Allied Health and Other Health Related Programs, Fund No. 824	\$ 45,000,000
Permanent Fund for Minority Health Research and Education, Fund No. 825	\$ 25,000,000

Sec. 38. Appropriation of Funds from the Permanent Health Fund for Higher Education.

Included in the amounts appropriated to health related institutions of higher education is an estimated appropriation based on the institution's allocation of the estimated earnings out of the Permanent Health Fund for Higher Education for each fiscal year of the biennium. Amounts available for distribution from this fund are estimated to be \$22,036,153 each fiscal year of the biennium. The funds appropriated out of the Permanent Health Fund for Higher Education shall be distributed to the institutions of higher education for the purpose of medical research, health education, or treatment programs in accordance with Education Code §63.003, as determined by the Legislative Budget Board. The determined distribution allocations shall be considered approved unless the Legislative Budget Board issues a written disapproval within 30 business days after the date the Legislative Budget Board staff concludes its distribution calculations and forwards the distribution calculations to the Chair of the House Appropriations Committee, Chair of the Senate Finance Committee, Speaker of the House, and Lieutenant Governor. Any requests for additional information made by the Legislative Budget Board interrupt the counting of the 30 business days.

Along with the determined distributions referenced above, the Texas Comptroller of Public Accounts shall also distribute any current or prior interest earned on pre-distribution balances held in the State Treasury to the eligible institutions in proportion to the allocation distributions determined by the Legislative Budget Board in accordance with Education Code §63.003.

**SPECIAL PROVISIONS RELATING ONLY TO
STATE AGENCIES OF HIGHER EDUCATION**

(Continued)

The Legislative Budget Board shall provide a copy of the approved annual distribution allocation data and amounts by institution to participating institutions of higher education.

Sec. 39. Limitation on Formula Funding Contact and Semester Credit Hours. In order to control costs and limit General Revenue formula appropriations, contact hours or semester credit hours related to a course for which a student is generating formula funding for the third time shall be excluded from being counted in the hours reported by the Higher Education Coordinating Board to the Legislative Budget Board for formula funding.

Sec. 40. Financial Information Reporting Requirement. In addition to the financial information required to be reported in accordance with §2101.011, Government Code, each university system, general academic institution, and health-related institution receiving appropriations in this Act shall continue to provide to the Higher Education Coordinating Board financial data related to the operation of each system office and institution as was reported in the 2001 annual financial report. Each system office and institution of higher education shall provide the report no later than January 1st of each year using the specific content and format prescribed by the Coordinating Board.

Sec. 41. Texas A&M University System Cost Efficiencies. The Texas A&M University System research and service agencies including Texas A&M AgriLife Research, Texas A&M AgriLife Extension Service, Texas A&M Engineering Experiment Station, Texas A&M Transportation Institute, Texas A&M Engineering Extension Service, Texas A&M Forest Service, Texas A&M Veterinary Medical Diagnostic Laboratory, and Texas Division of Emergency Management shall use the appropriations in this Act to contract or out-source administrative functions within the research and service agencies, Texas A&M University, and/or the Texas A&M University System to use the appropriations in this Act in the most cost-effective extent with the goals of reducing administrative costs, increasing efficiencies, and capitalizing on economies of scale.

Sec. 42. Display and Availability of Health Information. The Legislature intends that an institution of higher education, as defined by §61.003, Education Code, that spends appropriated money to support a student health center or similar facility that displays or makes available to students pamphlets, brochures, or similar printed material relating to health issues will make available to female students copies of the current edition of the brochure published by the Department of State Health Services entitled "A Woman's Right to Know."

Sec. 43. Texas A&M System Agencies' Infrastructure Support Inside Brazos County. General Revenue funding associated with infrastructure expenses and utilities for the Texas A&M System Agencies inside Brazos County shall be determined by the infrastructure support formula as outlined in Section 26 (3). Infrastructure support for the A&M System Agencies shall be determined by multiplying the Texas A&M University rate as determined under Section 26 (3) (estimated to be \$5.75) times the square footage provided by the Space Projection Model developed by the Coordinating Board.

Sec. 44. Cancer Prevention & Research Institute of Texas Awards for 2022. The following awards were announced by the Cancer Prevention and Research Institute for fiscal year 2022:

Baylor College of Medicine	\$ 41,422,930
Texas A&M Engineering Experiment Station	\$ 5,999,721
Texas A&M University	\$ 3,999,661
Texas A&M University System Health Science Center	\$ 2,737,468
Texas Tech University	\$ 249,999
Texas Tech University Health Sciences Center	\$ 8,206,657
The University of Texas at Arlington	\$ 2,500,000
The University of Texas at Austin	\$ 15,361,849
The University of Texas at Dallas	\$ 2,000,000
The University of Texas Health Science Center at Houston	\$ 6,341,091

**SPECIAL PROVISIONS RELATING ONLY TO
STATE AGENCIES OF HIGHER EDUCATION**
(Continued)

The University of Texas Health Science Center at San Antonio	\$ 20,797,974
The University of Texas Health Science Center at Tyler	\$ 3,479,247
The University of Texas M.D. Anderson Cancer Center	\$ 52,517,860
The University of Texas Medical Branch at Galveston	\$ 3,481,768
The University of Texas Southwestern Medical Center	\$ 44,196,499
University of Houston	\$ 2,000,000
University of Houston-Downtown	\$ 991,308
Total	\$ 216,034,032

Sec. 45. Community College Transfer Student Reporting Requirement. All General Academic Institutions shall use their respective Education and General funds appropriated in this Act to develop and submit an annual report to the Texas Higher Education Coordinating Board (THECB) that details the institution's goals to increase the number, success, and persistence of community college transfer students as measured by THECB. The report shall assess each institution's existing academic and technical transfer pathways, identify each institution's barriers to transfer, and define emerging issues. The report shall detail institution actions to serve current and future transfer students through local and regional articulation agreements with faculty collaboration, community college program enhancements, student outreach and advising, website information development, targeted financial aid, university student success programs, and degree program alignment.

The THECB shall provide performance data by institution (application rates, admission rates, financial aid awarded, time-to-degree, and baccalaureate graduation rates) of transfer and native students by program completion at community colleges and universities during the preceding fiscal year. The THECB shall conduct a comparative analysis of the institutional reports and the performance data. The THECB shall submit an annual report to the Legislature that evaluates actions to increase the number, success, and persistence of community college transfer students and make recommendations to meet state goals.

The report shall be delivered to the House Appropriations Committee, the Senate Finance Committee, the Legislative Budget Board and the Governor by November 1 of each year.

Sec. 46. Mexican American Studies Program or Other Course Work. It is the intent of the Legislature that the governing board of each general academic institution located in one or more counties with a substantial and growing Mexican American population may establish a Mexican American studies program or other course work in Mexican American studies at the institution. For that purpose, the governing board of an institution described by this section may use a portion of the available General Revenue funds otherwise appropriated to the institution by this Act for the purpose of evaluating the demand for and feasibility of establishing a Mexican American studies program or other course work in Mexican American studies in connection with establishing and operating such a program of other course work at the institution.

Sec. 47. State Two Year Institution Funding. The Instruction and Administration Formula for the 2024-25 biennium provides funding for Community Colleges at an annual rate of \$2.91 per contact hour. The Instruction and Administration Formula for the 2024-25 biennium provides funding for Lamar State Colleges at an annual rate of \$8.16 per contact hour.

1. **Small Institution Supplement.** The Small Institution Supplement, as a set-aside within the General Academic Institution Infrastructure Formula, shall provide supplemental funding to the Lamar State Colleges with headcounts of fewer than 10,000 students. For the 2024-25 biennium, Lamar State Colleges with a headcount of fewer than 5,000 students shall receive a small institution supplement of \$2,633,133. The small institution supplement shall decrease proportionate to the increase in headcount above 5,000 until the institution reaches 10,000 headcount. Once an institution reaches 10,000 headcount, it shall no longer be eligible for this supplement.

**SPECIAL PROVISIONS RELATING ONLY TO
STATE AGENCIES OF HIGHER EDUCATION**

(Continued)

Sec. 48. Informational Listing-Designated Tuition. The following is an informational list of estimated gross designated tuition amounts for fiscal years 2024 and 2025 as reported in Section 2: Selected Educational, General and Other Funds of the Legislative Appropriations Request for Institutions of Higher Education.

	<u>2024</u>	<u>2025</u>
The University of Texas at Arlington	\$ 245,134,839	\$ 247,586,188
The University of Texas at Austin	514,096,974	514,096,974
The University of Texas at Dallas	383,202,539	390,866,590
The University of Texas at El Paso	113,467,247	113,717,783
The University of Texas Rio Grande Valley	185,671,082	194,736,884
The University of Texas Permian Basin	21,897,360	22,335,307
The University of Texas at San Antonio	181,978,770	183,798,558
The University of Texas at Tyler	58,040,908	66,795,885
Texas A&M University	519,410,208	524,604,310
Texas A&M University at Galveston	12,300,603	12,423,610
Prairie View A&M University	41,712,539	42,712,539
Tarleton State University	85,544,417	87,255,306
Texas A&M University-Central Texas	9,781,160	9,967,290
Texas A&M University-Corpus Christi	37,030,292	37,400,595
Texas A&M University-Kingsville	17,946,750	17,946,750
Texas A&M University-San Antonio	15,169,396	15,321,090
Texas A&M International University	23,121,313	23,352,526
West Texas A&M University	36,764,353	35,477,601
Texas A&M University-Commerce	25,500,000	25,500,000
Texas A&M University-Texarkana	8,346,779	8,597,183
University of Houston	341,821,057	341,821,057
University of Houston-Clear Lake	39,009,468	39,009,468
University of Houston-Downtown	67,160,620	67,160,620
University of Houston-Victoria	16,485,628	16,485,628
University of North Texas	285,310,732	285,310,732
University of North Texas at Dallas	15,250,507	15,555,517
Stephen F. Austin University	51,435,452	51,435,452
Texas Southern University	38,942,009	38,942,009
Texas Tech University	270,000,000	270,000,000
Angelo State University	24,498,159	24,498,159
Midwestern State University	19,260,018	19,408,138
Texas Woman's University	61,497,928	61,497,928
Lamar University	80,000,000	80,000,000
Lamar Institute of Technology	2,040,000	2,040,000
Lamar State College-Orange	1,049,360	1,059,853
Lamar State College-Port Arthur	1,099,855	1,121,852
Sam Houston State University	105,473,978	106,528,718
Texas State University	247,111,408	247,111,408
Sul Ross State University	5,284,985	5,284,985
Sul Ross State University Rio Grande College	1,559,919	1,559,919
The University of Texas Southwestern Medical Center	21,646,723	22,079,657
The University of Texas Medical Branch at Galveston	38,268,915	38,268,915
The University of Texas Health Science Center at Houston	35,500,000	36,000,000
The University of Texas Health Science Center at San Antonio	29,500,000	29,500,000
The University of Texas M.D. Anderson Cancer Center	764,605	787,543
The University of Texas Health Science Center at Tyler	396,983	396,983
The University of Texas Rio Grande Valley School of Medicine	3,119,930	3,536,410
Texas A&M University System Health Science Center	16,787,320	16,955,193
University of North Texas Health Science Center at Fort Worth	11,228,000	11,256,070
Texas Tech University Health Sciences Center	30,000,000	31,100,000
Texas Tech University Health Sciences Center at El Paso	6,750,000	7,000,000
Texas State Technical College-Harlingen	11,731,787	12,083,741
Texas State Technical College-West Texas	4,035,090	4,156,142
Texas State Technical College-Marshall	3,132,263	3,226,231
Texas State Technical College-Waco	26,398,374	27,190,325
Texas State Technical College-Fort Bend	2,947,973	3,036,412
Texas State Technical College-North Texas	1,346,785	1,387,188
Total	\$4,454,725,206	\$4,499,047,368

**SPECIAL PROVISIONS RELATING ONLY TO
STATE AGENCIES OF HIGHER EDUCATION**

(Continued)

Sec. 49. Federal Medicaid Funding. It is the intent of the Legislature that the health related institutions utilize their 2024-25 General Revenue appropriations to maximize Federal Medicaid funding through the Texas Health and Human Services Commission.

Sec. 50. Transfer of Appropriations for Participation in the Healthcare Transformation and Quality Improvement Waiver. Institutions of higher education are authorized to make intergovernmental transfers of funds to the Health and Human Services Commission to provide the non-federal share of uncompensated care or delivery system reform incentive payments under the Healthcare Transformation and Quality Improvement Waiver.

Sec. 51. Diversity of Student Body at National Research Universities. It is the intent of the Legislature that, in expending funds appropriated by this Act, The University of Texas at Austin and Texas A&M University shall make a good faith effort to improve the racial diversity of the university's student body and shall, in determining admissions and in adopting any institutional policy, comply with the United States Constitution and Texas Constitution.

Sec. 52. Network Access Improvement Program Annual Report. The Public Health Related Institutions and the Texas Higher Education Coordinating Board (THECB), reporting for Baylor College of Medicine, and a family practice, primary care, or other residency program participating through THECB, shall submit an annual report on the clients and services provided through the Network Access Improvement Program (NAIP) to the Governor and the Legislative Budget Board no later than December 1st of each fiscal year. The report shall include the following items provided with the funding received through NAIP:

- (1) average monthly Medicaid clients served;
- (2) average monthly Medicaid encounters;
- (3) average monthly Children's Health Insurance Program (CHIP) clients served; and
- (4) average monthly CHIP encounters.

Sec. 53. Texas Collegiate License Plate Scholarships. The funds provided to the Texas Collegiate License Plate Scholarships program are appropriated in accordance with Transportation Code §504.615 to provide scholarships for students who demonstrate a need for financial assistance. All balances of appropriations from the Texas Collegiate License Plate Scholarships program to each eligible institution at the close of the fiscal year ending August 31, 2023, are hereby appropriated. Any balances on hand at the end of fiscal year 2024 may be carried over to fiscal year 2025 and such funds are appropriated for fiscal year 2025 for the same purpose.

In addition to educational and general funds amounts appropriated by this Act, all unexpended balances that may exist and all receipts deposited in the state treasury during the biennium beginning September 1, 2023, to the credit of the institutions of higher education as provided by VTCA, Transportation Code §504.615, estimated to be \$446,773 in fiscal year 2024 and \$446,773 in fiscal year 2025, are appropriated for that period to the institution of higher education for which the receipts are credited for the purpose of providing scholarships for students who demonstrate a need for financial assistance.

The following is a list of estimated collegiate license plate revenue amounts for fiscal years 2024 and 2025.

	<u>2024</u>	<u>2025</u>
The University of Texas at Arlington	\$ 4,073	\$ 4,073
The University of Texas at Austin	150,000	150,000
The University of Texas at El Paso	132	132
The University of Texas at San Antonio	44	44
The University of Texas M.D. Anderson Cancer Center	2,164	2,164
Texas A&M University	165,000	165,000
Texas A&M University - Galveston	20,000	20,000
University of Houston System	11,238	11,238
University of Houston	3,349	3,349
University of Houston-Clear Lake	2,517	2,517
University of Houston-Downtown	8,186	8,186
University of Houston-Victoria	899	899
University of North Texas	10,500	10,500

**SPECIAL PROVISIONS RELATING ONLY TO
STATE AGENCIES OF HIGHER EDUCATION**

(Continued)

Stephen F. Austin State University	7,946	7,946
Texas Tech University	40,000	40,000
Angelo State University	1,833	1,833
Sam Houston State University	3,000	3,000
Texas State University	7,946	7,946
Sul Ross State University	7,946	7,946
 Total	 \$446,773	 \$446,773

Sec. 54. Research Funding for General Academic Institutions.² Below are informational amounts related to the Texas Research University Fund and the Comprehensive Research Fund.

- 1. Texas Research University Fund.** The Texas Research University Fund shall provide funding to The University of Texas at Austin and Texas A&M University based on each institution's average research expenditures for the previous three-year period as reported to the Higher Education Coordinating Board. For the 2024-25 biennium, each institution receives 9.9 percent of its three-year average of total research expenditures as reported to the Texas Higher Education Coordinating Board. The amounts listed below for informational purposes are appropriated out of the General Revenue fund elsewhere in the Act in each affected institution's "Texas Research University Fund" strategy and shall be expended to support faculty for the purpose of instructional excellence and research. Any unexpended balances as of August 31, 2024, are hereby appropriated for the same purpose for the fiscal year beginning September 1, 2024.

	<u>2024</u>	<u>2025</u>
The University of Texas at Austin	\$35,811,485	\$35,811,485
Texas A&M University	\$42,656,266	\$42,656,266
Total	\$78,467,752	\$78,467,752

- 2. Comprehensive Research Fund.** The Comprehensive Research Fund shall provide funding to promote increased research capacity at general academic institutions, excluding The University of Texas at Austin, Texas A&M University, and institutions of higher education eligible for appropriations through the National Research Support Fund or the Texas University Fund. Funding to eligible institutions shall be allocated in the same manner that research performance funding is appropriated to institutions eligible to receive funding from the Texas University Fund under Education Code, Section 62.1482(a). Any unexpended balances as of August 31, 2024, are hereby appropriated for the same purpose for the fiscal year beginning September 1, 2024.

Sec. 55. Requests for Information on Appropriations Expenditures. Any public or private institution of higher education receiving funds appropriated in this Article shall provide to the Legislative Budget Board any information requested for the purpose of providing oversight on the expenditure of the appropriated funds by that institution.

Sec. 56. Emerging Research Universities Research Funding.² Funding to support research at Emerging Research Universities shall consist of appropriations from two research programs.

- 1. Texas Research Incentive Program.** Pursuant to Education Code, Sec. 62.121-62.124, the Texas Research Incentive Program shall provide matching funds to emerging research universities, designated under the Higher Education Coordinating Board's accountability system, to assist institutions in leveraging private gifts for the enhancement of research productivity. The amounts listed below for each emerging research university are for informational purposes only.

	<u>2024</u>	<u>2025</u>
The University of Texas at Arlington	\$ 143,000	\$ 100,000
The University of Texas at Dallas	\$ 3,563,114	\$ 440,500
The University of Texas at El Paso	\$ 240,000	\$ 118,636
The University of Texas at San Antonio	\$ 350,000	\$ 1,452,334
University of Houston	\$ 963,693	\$ 10,705,627
Texas Tech University	\$ 10,633,470	\$ 588,045
University of North Texas	\$ 322,786	\$ 680,062
Texas State University	\$ 408,938	\$ 2,539,797
Total	\$ 16,625,000	\$ 16,625,000

- 2. National Research Support Fund:** The National Research Support Fund shall provide funding to promote increased research capacity at general academic institutions that are entitled to

SPECIAL PROVISIONS RELATING ONLY TO STATE AGENCIES OF HIGHER EDUCATION

(Continued)

participate in funding from the Available University Fund, per Texas Constitution, Article VII, Section 18; spent at least \$20 million in federal and private research funds per state fiscal year during the preceding three state fiscal years; and awarded on average at least 45 research doctoral degrees per academic year during the preceding three academic years. Funding to eligible institutions shall be allocated in the same manner that research performance funding is appropriated to institutions eligible to receive funding from the Texas University Fund under Education Code, Section 62.1482. Any unexpended balances as of August 31, 2024, are hereby appropriated for the same purpose for the fiscal year beginning September 1, 2024.

Sec. 57. Exclusion of Non-General Revenue Related Funds from State Imposed Hiring Freezes.

For the 2024-25 biennium, federal funds, appropriated receipts, and indirect cost recovery appropriated to the Texas A&M Engineering Extension Service, Texas A&M Engineering Experiment Station, and the Texas A&M Transportation Institute are exempted from any state-wide hiring freeze.

Sec. 58. Higher Education Affordability.³ Due to the unprecedented revenue surplus for the State of Texas, it is the intent of the Legislature that certain institutions of higher education may receive additional state funding. Such funding is contingent upon the passage of Senate Bill 17 or other similar legislation relating to the powers and duties of the governing boards of public institutions of higher education and the passage of Senate Bill 18 or other similar legislation relating to tenure and employment status at public institutions of higher education in this state. Additionally, the below funding for general academic institutions (as that term is defined by Sec. 3. Definition of Terms, Special Provisions Relating Only to State Agencies of Higher Education) will be distributed to the institutions contingent on an institution's adoption of policies to maintain total resident undergraduate academic costs, including tuition, mandatory academic fees, all academic-related general fees, and college course fees at currently approved levels for the next two academic years and submission to the Legislative Budget Board a letter from the Board of Regents certifying that the above policies have been met by September 1, 2023.

Included in the amounts appropriated elsewhere in this Act, is an amount allocated among each institution to supplement the following strategies:

- (a) \$263,797,853 for the Instruction & Operations and Infrastructure formulas of general academic institutions and Texas State Technical Colleges, allocated across institutions according to the current methodologies of the respective formulas as utilized elsewhere in this Act;
- (b) \$18,663,225, proportionally divided, for the Texas Research University Fund, Core Research University Fund, and Comprehensive Research University Fund at general academic institutions, allocated across institutions according to the methodologies specified in Education Code, Chapter 62 for the respective funds;
- (c) \$71,507,517 for the Performance-based funding for at-risk students at comprehensive regional universities, allocated across eligible institutions according to the methodology set forth by Education Code, Section 62.183;
- (d) \$184,866,466 for the Support for Military Veterans Exemptions to reimburse the Hazlewood Legacy Program costs in accordance with 72.0 percent of the 2022 total cost of reimbursement, allocated across institutions according to the methodology as utilized elsewhere in this Act for the Support for Military Veterans Exemptions; and
- (e) \$159,666,416 for Higher Education Group Insurance to fund Higher Education Group Insurance coverage for employees in accordance with 88.6 percent of the full Employees Retirement System of Texas premium.

Each General Academic Institution shall post on each student's tuition statement the following notice: "As a result of actions taken by the Texas Legislature to address affordability in higher education, all tuition and fees have been frozen effective September 1, 2023, until August 31, 2025."

Sec. 59. Prohibition on Unconstitutional Diversity, Equity, and Inclusion Programs or Practices.

No funds appropriated by this Act may be expended by an entity listed in this article (including any component, constituent unit, supported program, or grant recipient) for the design, implementation, or administration of diversity, equity, & inclusion practices or programs that do not comply with Sections 3 and 3a, Article I, Texas Constitution. This prohibition includes, without limitation, the hiring and supervision of employees, mandatory or recommended training, or programmed activities.

**SPECIAL PROVISIONS RELATING ONLY TO
STATE AGENCIES OF HIGHER EDUCATION**
(Continued)

Sec. 60. Boycotts. Any public or private institution of higher education receiving funds appropriated under this Article shall adopt rules and policies prohibiting an academic boycott that would deprive students or faculty members of the ability to study or conduct research in or about a foreign country or to interact with its scholars or representatives. The rule shall allow the support of an academic boycott if the target is a foreign country that is a state sponsor of terrorism, as defined by the U.S. Department of State.

¹ Incorporates Special Provisions Relating Only to State Agencies of Higher Education, Section 58, relating to Higher Education Affordability, resulting in an increase of \$2.81 in the Instruction and Operations Formula rate and \$0.30 in the Infrastructure Support rate.

² Incorporates Article IX, Section 18.16, of this Act, due to enactment of HB 1595 and HJR 3, 88th Legislature, Regular Session, relating to the creation of the Texas University Fund and approval of the constitutional amendment by voters. The change directed by this provision has been incorporated.

³ Relevant legislation passed and was enacted. The appropriation or change directed by this provision has been incorporated in the applicable bill pattern of the agency or institution.

**RECAPITULATION - ARTICLE III
AGENCIES OF EDUCATION
(General Revenue)**

	For the Years Ending	
	August 31, 2024	August 31, 2025
Texas Education Agency	\$ 17,484,649,075	\$ 16,519,027,880
School for the Blind and Visually Impaired	21,500,581	22,373,468
School for the Deaf	21,809,813	22,853,093
Teacher Retirement System	8,803,278,494	3,448,459,510
Optional Retirement Program	122,648,532	122,403,235
Higher Education Employees Group Insurance Contributions	794,605,370	794,605,372
Higher Education Coordinating Board	1,280,410,158	1,239,465,280
Higher Education Fund	393,750,000	393,750,000
The University of Texas System Administration Available Texas University Fund	30,963,179	10,963,179
Support for Military and Veterans Exemptions	136,364,139	0
The University of Texas at Arlington	107,433,233	107,433,233
The University of Texas at Austin	157,360,327	156,535,760
The University of Texas at Dallas	337,934,926	332,037,105
The University of Texas at El Paso	158,944,483	158,635,453
The University of Texas Rio Grande Valley	112,101,485	111,817,359
The University of Texas Permian Basin	120,066,137	112,911,931
The University of Texas at San Antonio	40,784,525	40,779,675
The University of Texas at Tyler	151,814,492	151,779,996
Stephen F. Austin State University	48,814,604	46,244,730
Texas A&M University System Administrative and General Offices	65,544,840	46,547,409
Texas A&M University	5,267,551	5,267,551
Texas A&M University at Galveston	593,849,329	393,579,101
Prairie View A&M University	25,569,904	25,557,084
Tarleton State University	62,244,186	62,172,581
Texas A&M University - Central Texas	67,856,376	67,842,020
Texas A&M University - Corpus Christi	22,859,283	22,856,756
Texas A&M University - Kingsville	60,716,403	60,716,867
Texas A&M University - San Antonio	42,343,498	42,287,162
Texas A&M International University	36,534,298	36,528,680
West Texas A&M University	45,342,063	45,339,501
Texas A&M University - Commerce	42,743,572	42,722,053
Texas A&M University - Texarkana	53,319,471	53,307,323
University of Houston System Administration	31,862,876	31,860,297
University of Houston	59,847,683	59,836,780
University of Houston - Clear Lake	183,143,554	182,978,372
University of Houston - Downtown	32,315,434	32,281,813
University of Houston - Victoria	28,558,470	28,526,315
University of North Texas System Administration	16,055,697	16,578,185
University of North Texas	5,917,695	5,916,158
University of North Texas at Dallas	144,666,313	144,284,513
Texas Southern University	40,962,985	40,722,633
Texas Tech University System Administration	57,811,065	56,864,972
Texas Tech University	1,299,600	1,299,600
Angelo State University	220,880,689	220,778,646
Midwestern State University	34,419,959	34,410,847
Texas Woman's University System	26,614,989	26,605,066
Texas Woman's University	265,526	265,526
Texas State University System	85,647,117	85,264,904
Lamar University	2,279,600	2,279,600
Lamar Institute of Technology	82,480,531	82,457,971
Lamar State College - Orange	26,359,763	26,357,884
Lamar State College - Port Arthur	17,851,410	17,852,617
Sam Houston State University	19,402,388	19,403,129
Texas State University	76,523,006	76,488,965
Sul Ross State University	138,128,731	138,068,767
Sul Ross State University Rio Grande College	12,092,056	12,089,576
The University of Texas Southwestern Medical Center	7,901,349	7,901,332
The University of Texas Medical Branch at Galveston	192,825,189	185,755,639
The University of Texas Health Science Center at Houston	280,591,014	280,592,714
	210,367,444	210,112,293

**RECAPITULATION - ARTICLE III
AGENCIES OF EDUCATION
(General Revenue)
(Continued)**

The University of Texas Health Science Center at San Antonio	162,168,954	161,914,104
The University of Texas Rio Grande Valley School of Medicine	41,903,416	41,903,415
The University of Texas M.D. Anderson Cancer Center	220,380,156	220,357,806
The University of Texas Health Science Center at Tyler	57,403,998	57,353,597
The University of Texas at Austin Dell Medical School	15,116,351	15,116,351
Texas A&M University System Health Science Center	208,855,261	183,860,371
University of North Texas Health Science Center at Fort Worth	113,757,828	113,756,843
Texas Tech University Health Sciences Center	148,518,371	148,520,993
Texas Tech University Health Sciences Center at El Paso	77,950,889	77,957,532
University of Houston College of Medicine	17,766,491	17,766,491
Sam Houston State University College of Osteopathic Medicine	16,160,792	16,160,792
Public Community/Junior Colleges	1,157,420,867	1,155,420,828
Texas State Technical College System Administration	5,873,654	5,876,551
Texas State Technical College - Harlingen	35,099,701	35,091,816
Texas State Technical College - West Texas	19,679,498	19,679,419
Texas State Technical College - Marshall	11,513,009	11,508,388
Texas State Technical College - Waco	51,691,912	51,685,058
Texas State Technical College - Ft. Bend	11,552,050	11,549,664
Texas State Technical College - North Texas	6,830,208	6,828,713
Texas A&M AgriLife Research	80,698,218	85,465,268
Texas A&M AgriLife Extension Service	53,435,966	57,991,618
Texas A&M Engineering Experiment Station	65,204,971	34,207,235
Texas A&M Transportation Institute	10,200,744	12,378,426
Texas A&M Engineering Extension Service	10,425,085	12,531,275
Texas A&M Forest Service	11,975,135	11,292,506
Texas A&M Veterinary Medical Diagnostic Laboratory	9,798,226	10,329,701
Texas Division of Emergency Management	<u>25,934,419</u>	<u>21,790,353</u>
Subtotal, Agencies of Education	\$ 36,133,812,630	\$ 29,322,930,575
Retirement and Group Insurance	47,419,574	50,889,990
Social Security and Benefit Replacement Pay	<u>310,225,961</u>	<u>321,548,067</u>
Subtotal, Employee Benefits	\$ 357,645,535	\$ 372,438,057
Bond Debt Service Payments	<u>5,658,982</u>	<u>3,727,087</u>
Subtotal, Debt Service	\$ <u>5,658,982</u>	\$ <u>3,727,087</u>
TOTAL, ARTICLE III - AGENCIES OF EDUCATION	<u>\$ 36,497,117,147</u>	<u>\$ 29,699,095,719</u>

**RECAPITULATION - ARTICLE III
AGENCIES OF EDUCATION
(General Revenue-Dedicated)**

	For the Years Ending	
	August 31, 2024	August 31, 2025
Texas Education Agency	\$ 2,611,722	\$ 0
Teacher Retirement System	36,196,028	37,535,281
Optional Retirement Program	24,830,717	25,079,024
Higher Education Employees Group Insurance Contributions	3,082,160	3,082,160
Higher Education Coordinating Board	161,832,099	17,767,492
The University of Texas at Arlington	70,865,169	71,053,789
The University of Texas at Austin	116,208,984	116,703,541
The University of Texas at Dallas	72,987,182	73,331,385
The University of Texas at El Paso	28,991,299	29,044,574
The University of Texas Rio Grande Valley	38,135,899	38,160,829
The University of Texas Permian Basin	6,721,285	6,729,546
The University of Texas at San Antonio	40,875,895	40,924,199
The University of Texas at Tyler	10,163,367	10,181,915
Stephen F. Austin State University	11,618,902	11,626,831
Texas A&M University	131,227,469	131,571,728
Texas A&M University at Galveston	4,383,394	4,399,269
Prairie View A&M University	21,161,062	19,343,164
Tarleton State University	16,456,441	16,477,763
Texas A&M University - Central Texas	1,947,642	1,950,911
Texas A&M University - Corpus Christi	15,456,198	15,462,061
Texas A&M University - Kingsville	11,663,553	11,719,742
Texas A&M University - San Antonio	7,079,508	7,083,542
Texas A&M International University	10,511,327	10,517,868
West Texas A&M University	11,932,269	11,959,874
Texas A&M University - Commerce	10,641,051	10,652,027
Texas A&M University - Texarkana	2,407,081	2,415,378
University of Houston	76,396,661	76,593,375
University of Houston - Clear Lake	12,520,032	12,558,303
University of Houston - Downtown	18,039,093	18,075,999
University of Houston - Victoria	5,729,187	5,737,980
University of North Texas	89,209,378	89,636,855
University of North Texas at Dallas	6,246,050	6,247,665
Texas Southern University	23,485,456	23,567,126
Texas Tech University	61,131,679	61,293,352
Angelo State University	10,921,765	10,929,229
Midwestern State University	5,642,328	5,650,244
Texas Woman's University	20,401,846	20,428,831
Lamar University	21,669,033	21,702,681
Lamar Institute of Technology	4,377,438	4,384,673
Lamar State College - Orange	2,301,355	2,304,050
Lamar State College - Port Arthur	2,193,883	2,191,512
Sam Houston State University	35,345,228	31,147,382
Texas State University	47,813,288	47,887,450
Sul Ross State University	1,721,708	1,724,329
Sul Ross State University Rio Grande College	576,246	576,308
The University of Texas Southwestern Medical Center	8,191,960	8,191,960
The University of Texas Medical Branch at Galveston	13,883,503	13,883,503
The University of Texas Health Science Center at Houston	26,519,765	26,519,765
The University of Texas Health Science Center at San Antonio	22,283,051	21,883,051
The University of Texas Rio Grande Valley School of Medicine	1,309,048	1,309,048
The University of Texas M.D. Anderson Cancer Center	743,610	743,610
The University of Texas Health Science Center at Tyler	347,150	347,150
The University of Texas at Austin Dell Medical School	1,300,175	1,300,175
Texas A&M University System Health Science Center	18,781,090	18,781,090
University of North Texas Health Science Center at Fort Worth	11,567,311	11,567,311

**RECAPITULATION - ARTICLE III
AGENCIES OF EDUCATION
(General Revenue-Dedicated)
(Continued)**

Texas Tech University Health Sciences Center	16,863,358	16,863,358
Texas Tech University Health Sciences Center at El Paso	3,585,100	3,585,100
University of Houston College of Medicine	1,364,025	1,364,025
Sam Houston State University College of Osteopathic Medicine	1,074,228	1,074,228
Texas State Technical College System Administration	14,536	14,536
Texas State Technical College - Harlingen	2,344,890	2,415,236
Texas State Technical College - West Texas	852,917	878,505
Texas State Technical College - Marshall	384,639	396,177
Texas State Technical College - Waco	2,978,034	3,067,374
Texas State Technical College - Ft. Bend	354,616	365,264
Texas State Technical College - North Texas	181,830	187,285
Texas A&M AgriLife Research	455,712	455,712
Texas A&M Engineering Experiment Station	421,384	421,383
Texas A&M Forest Service	<u>48,312,883</u>	<u>49,197,380</u>
 Subtotal, Agencies of Education	 \$ 1,499,824,172	 \$ 1,352,223,463
 Retirement and Group Insurance	 87,265	 170,267
Social Security and Benefit Replacement Pay	<u>60,327,421</u>	<u>62,320,365</u>
 Subtotal, Employee Benefits	 <u>\$ 60,414,686</u>	 <u>\$ 62,490,632</u>
 TOTAL, ARTICLE III - AGENCIES OF EDUCATION	 <u>\$ 1,560,238,858</u>	 <u>\$ 1,414,714,095</u>

**RECAPITULATION - ARTICLE III
AGENCIES OF EDUCATION
(Federal Funds)**

	For the Years Ending	
	August 31, 2024	August 31, 2025
Texas Education Agency	\$ 6,253,507,590	\$ 6,234,852,485
School for the Blind and Visually Impaired	2,150,000	2,150,000
School for the Deaf	1,008,850	1,008,850
Higher Education Coordinating Board	35,891,730	35,891,730
The University of Texas Health Science Center at Houston	4,091,959	0
Texas A&M AgriLife Research	9,730,805	9,730,805
Texas A&M AgriLife Extension Service	14,002,423	14,002,423
Texas A&M Engineering Experiment Station	111,332,469	111,332,469
Texas A&M Transportation Institute	14,543,452	14,834,321
Texas A&M Engineering Extension Service	24,604,239	24,604,239
Texas A&M Forest Service	4,153,939	4,153,939
Texas A&M Veterinary Medical Diagnostic Laboratory	227,273	227,273
Texas Division of Emergency Management	<u>1,978,077,061</u>	<u>350,640,627</u>
Subtotal, Agencies of Education	\$ 8,453,321,790	\$ 6,803,429,161
Retirement and Group Insurance	8,254,243	8,651,748
Social Security and Benefit Replacement Pay	<u>5,632,643</u>	<u>5,929,520</u>
Subtotal, Employee Benefits	<u>\$ 13,886,886</u>	<u>\$ 14,581,268</u>
TOTAL, ARTICLE III - AGENCIES OF EDUCATION	<u>\$ 8,467,208,676</u>	<u>\$ 6,818,010,429</u>

**RECAPITULATION - ARTICLE III
AGENCIES OF EDUCATION
(Other Funds)**

	For the Years Ending	
	August 31, 2024	August 31, 2025
	<u>2024</u>	<u>2025</u>
Texas Education Agency	\$ 14,833,779,419	\$ 15,320,978,898
Texas Permanent School Fund Corporation	46,590,852	51,882,342
School for the Blind and Visually Impaired	5,659,000	5,659,000
School for the Deaf	14,367,319	13,757,319
Teacher Retirement System	242,834,404	237,257,639
Higher Education Coordinating Board	32,557,461	32,538,313
The University of Texas System Administration	1,378,000	1,378,000
Available University Fund	1,446,506,273	1,552,781,099
Available Texas University Fund	0	137,000,000
Support for Military and Veterans Exemptions	9,896,384	9,896,384
The University of Texas at Arlington	4,073	4,073
The University of Texas at Austin	150,000	150,000
The University of Texas at El Paso	1,722,632	1,722,632
The University of Texas at San Antonio	44	44
Stephen F. Austin State University	7,946	7,946
Texas A&M University	165,000	165,000
Texas A&M University at Galveston	20,000	20,000
University of Houston System Administration	11,238	11,238
University of Houston	3,349	3,349
University of Houston - Clear Lake	2,517	2,517
University of Houston - Downtown	8,186	8,186
University of Houston - Victoria	899	899
University of North Texas	10,500	10,500
Texas Tech University	40,000	40,000
Angelo State University	1,833	1,833
Sam Houston State University	3,000	3,000
Texas State University	7,946	7,946
Sul Ross State University	7,946	7,946
The University of Texas Southwestern Medical Center	6,535,681	6,535,681
The University of Texas Medical Branch at Galveston	4,058,753	4,058,753
The University of Texas Health Science Center at Houston	3,632,964	3,632,964
The University of Texas Health Science Center at San Antonio	15,353,657	15,353,657
The University of Texas Rio Grande Valley School of Medicine	1,189,157	1,189,157
The University of Texas M.D. Anderson Cancer Center	9,454,055	9,454,055
The University of Texas Health Science Center at Tyler	3,050,714	3,050,714
The University of Texas at Austin Dell Medical School	1,166,582	1,166,582
Texas A&M University System Health Science Center	2,783,758	2,783,758
University of North Texas Health Science Center at Fort Worth	2,994,613	2,994,613
Texas Tech University Health Sciences Center	2,882,573	2,882,573
Texas Tech University Health Sciences Center at El Paso	2,638,841	2,638,841
University of Houston College of Medicine	1,100,000	1,100,000
Sam Houston State University College of Osteopathic Medicine	1,129,986	1,129,986
Texas A&M AgriLife Research	7,193,581	7,193,581
Texas A&M AgriLife Extension Service	12,487,866	12,487,866
Texas A&M Engineering Experiment Station	46,102,479	46,102,480
Texas A&M Transportation Institute	51,399,120	52,458,296
Texas A&M Engineering Extension Service	61,800,186	61,800,186
Texas A&M Forest Service	482,475	482,475
Texas A&M Veterinary Medical Diagnostic Laboratory	15,106,817	15,106,817
Texas Division of Emergency Management	<u>13,779,432</u>	<u>13,779,432</u>
Subtotal, Agencies of Education	\$ 16,902,059,511	\$ 17,632,678,570

**RECAPITULATION - ARTICLE III
AGENCIES OF EDUCATION
(Other Funds)
(Continued)**

Retirement and Group Insurance	12,720,692	13,402,525
Social Security and Benefit Replacement Pay	<u>9,606,633</u>	<u>10,208,448</u>
Subtotal, Employee Benefits	\$ 22,327,325	\$ 23,610,973
Less Interagency Contracts	<u>\$ 69,833,237</u>	<u>\$ 69,783,366</u>
TOTAL, ARTICLE III - AGENCIES OF EDUCATION	<u>\$ 16,854,553,599</u>	<u>\$ 17,586,506,177</u>

**RECAPITULATION - ARTICLE III
AGENCIES OF EDUCATION
(All Funds)**

	For the Years Ending	
	August 31, 2024	August 31, 2025
Texas Education Agency	\$ 38,574,547,806	\$ 38,074,859,263
Texas Permanent School Fund Corporation	46,590,852	51,882,342
School for the Blind and Visually Impaired	29,309,581	30,182,468
School for the Deaf	37,185,982	37,619,262
Teacher Retirement System	9,082,308,926	3,723,252,430
Optional Retirement Program	147,479,249	147,482,259
Higher Education Employees Group Insurance Contributions	797,687,530	797,687,532
Higher Education Coordinating Board	1,510,691,448	1,325,662,815
Higher Education Fund	393,750,000	393,750,000
The University of Texas System Administration	32,341,179	12,341,179
Available University Fund	1,446,506,273	1,552,781,099
Available Texas University Fund	136,364,139	137,000,000
Support for Military and Veterans Exemptions	117,329,617	117,329,617
The University of Texas at Arlington	228,229,569	227,593,622
The University of Texas at Austin	454,293,910	448,890,646
The University of Texas at Dallas	231,931,665	231,966,838
The University of Texas at El Paso	142,815,416	142,584,565
The University of Texas Rio Grande Valley	158,202,036	151,072,760
The University of Texas Permian Basin	47,505,810	47,509,221
The University of Texas at San Antonio	192,690,431	192,704,239
The University of Texas at Tyler	58,977,971	56,426,645
Stephen F. Austin State University	77,171,688	58,182,186
Texas A&M University System Administrative and General Offices	5,267,551	5,267,551
Texas A&M University	725,241,798	525,315,829
Texas A&M University at Galveston	29,973,298	29,976,353
Prairie View A&M University	83,405,248	81,515,745
Tarleton State University	84,312,817	84,319,783
Texas A&M University - Central Texas	24,806,925	24,807,667
Texas A&M University - Corpus Christi	76,172,601	76,178,928
Texas A&M University - Kingsville	54,007,051	54,006,904
Texas A&M University - San Antonio	43,613,806	43,612,222
Texas A&M International University	55,853,390	55,857,369
West Texas A&M University	54,675,841	54,681,927
Texas A&M University - Commerce	63,960,522	63,959,350
Texas A&M University - Texarkana	34,269,957	34,275,675
University of Houston System Administration	59,858,921	59,848,018
University of Houston	259,543,564	259,575,096
University of Houston - Clear Lake	44,837,983	44,842,633
University of Houston - Downtown	46,605,749	46,610,500
University of Houston - Victoria	21,785,783	22,317,064
University of North Texas System Administration	5,917,695	5,916,158
University of North Texas	233,886,191	233,931,868
University of North Texas at Dallas	47,209,035	46,970,298
Texas Southern University	81,296,521	80,432,098
Texas Tech University System Administration	1,299,600	1,299,600
Texas Tech University	282,052,368	282,111,998
Angelo State University	45,343,557	45,341,909
Midwestern State University	32,257,317	32,255,310
Texas Woman's University System	265,526	265,526
Texas Woman's University	106,048,963	105,693,735
Texas State University System	2,279,600	2,279,600
Lamar University	104,149,564	104,160,652
Lamar Institute of Technology	30,737,201	30,742,557
Lamar State College - Orange	20,152,765	20,156,667
Lamar State College - Port Arthur	21,596,271	21,594,641
Sam Houston State University	111,871,234	107,639,347
Texas State University	185,949,965	185,964,163
Sul Ross State University	13,821,710	13,821,851
Sul Ross State University Rio Grande College	8,477,595	8,477,640
The University of Texas Southwestern Medical Center	207,552,830	200,483,280
The University of Texas Medical Branch at Galveston	298,533,270	298,534,970

**RECAPITULATION - ARTICLE III
AGENCIES OF EDUCATION
(All Funds)
(Continued)**

The University of Texas Health Science Center at Houston	244,612,132	240,265,022
The University of Texas Health Science Center at San Antonio	199,805,662	199,150,812
The University of Texas Rio Grande Valley School of Medicine	44,401,621	44,401,620
The University of Texas M.D. Anderson Cancer Center	230,577,821	230,555,471
The University of Texas Health Science Center at Tyler	60,801,862	60,751,461
The University of Texas at Austin Dell Medical School	17,583,108	17,583,108
Texas A&M University System Health Science Center	230,420,109	205,425,219
University of North Texas Health Science Center at Fort Worth	128,319,752	128,318,767
Texas Tech University Health Sciences Center	168,264,302	168,266,924
Texas Tech University Health Sciences Center at El Paso	84,174,830	84,181,473
University of Houston College of Medicine	20,230,516	20,230,516
Sam Houston State University College of Osteopathic Medicine	18,365,006	18,365,006
Public Community/Junior Colleges	1,157,420,867	1,155,420,828
Texas State Technical College System Administration	5,888,190	5,891,087
Texas State Technical College - Harlingen	37,444,591	37,507,052
Texas State Technical College - West Texas	20,532,415	20,557,924
Texas State Technical College - Marshall	11,897,648	11,904,565
Texas State Technical College - Waco	54,669,946	54,752,432
Texas State Technical College - Ft. Bend	11,906,666	11,914,928
Texas State Technical College - North Texas	7,012,038	7,015,998
Texas A&M AgriLife Research	98,078,316	102,845,366
Texas A&M AgriLife Extension Service	79,926,255	84,481,907
Texas A&M Engineering Experiment Station	223,061,303	192,063,567
Texas A&M Transportation Institute	76,143,316	79,671,043
Texas A&M Engineering Extension Service	96,829,510	98,935,700
Texas A&M Forest Service	64,924,432	65,126,300
Texas A&M Veterinary Medical Diagnostic Laboratory	25,132,316	25,663,791
Texas Division of Emergency Management	<u>2,017,790,912</u>	<u>386,210,412</u>
Subtotal, Agencies of Education	\$ 62,989,018,103	\$ 55,111,261,769
Retirement and Group Insurance	68,481,774	73,114,530
Social Security and Benefit Replacement Pay	<u>385,792,658</u>	<u>400,006,400</u>
Subtotal, Employee Benefits	\$ 454,274,432	\$ 473,120,930
Bond Debt Service Payments	<u>5,658,982</u>	<u>3,727,087</u>
Subtotal, Debt Service	\$ 5,658,982	\$ 3,727,087
Less Interagency Contracts	<u>\$ 69,833,237</u>	<u>\$ 69,783,366</u>
TOTAL, ARTICLE III - AGENCIES OF EDUCATION	<u>\$ 63,379,118,280</u>	<u>\$ 55,518,326,420</u>
Number of Full-Time-Equivalents (FTE) - Appropriated Funds	70,135.7	70,141.9

ARTICLE IV
THE JUDICIARY

Sec. 1. The several sums of money herein specified, or so much thereby as may be necessary, are appropriated out of any funds in the State Treasury not otherwise appropriated, or out of special funds as indicated, for the support, maintenance, or improvement of the judiciary and other judicial service units of the state.

SUPREME COURT OF TEXAS

	For the Years Ending	
	August 31, 2024	August 31, 2025
Method of Financing:		
General Revenue Fund	\$ 23,556,810	\$ 23,932,101
GR Dedicated - Sexual Assault Program Account No. 5010	\$ 10,000,000	\$ 0
Federal Funds	\$ 2,108,858	\$ 2,108,858
<u>Other Funds</u>		
Judicial Fund No. 573	\$ 17,838,838	\$ 17,838,839
Appropriated Receipts	180,299	180,300
Interagency Contracts	<u>2,500,000</u>	<u>2,500,000</u>
Subtotal, Other Funds	<u>\$ 20,519,137</u>	<u>\$ 20,519,139</u>
Total, Method of Financing	<u><u>\$ 56,184,805</u></u>	<u><u>\$ 46,560,098</u></u>
This bill pattern represents an estimated 99.1% of this agency's estimated total available funds for the biennium.		
Number of Full-Time-Equivalents (FTE):	85.0	85.0
Schedule of Exempt Positions:		
Chief Justice	\$170,500	\$170,500
Justice	(8) 168,000	(8) 168,000
Items of Appropriation:		
A. Goal: APPELLATE COURT OPERATIONS		
A.1.1. Strategy: APPELLATE COURT OPERATIONS	\$ 5,317,104	\$ 5,317,106
A.1.2. Strategy: APPELLATE JUSTICE SALARIES	<u>1,798,092</u>	<u>1,798,093</u>
Appellate Justice Salaries. Estimated and Nontransferable.		
Total, Goal A: APPELLATE COURT OPERATIONS	\$ 7,115,196	\$ 7,115,199
B. Goal: COURT PROGRAMS		
B.1.1. Strategy: BASIC CIVIL LEGAL SERVICES	\$ 45,134,392	\$ 35,134,392
B.1.2. Strategy: MULTI-DISTRICT LITIGATION	115,000	115,000
B.1.3. Strategy: CHILDREN'S COMMISSION	2,108,858	2,108,858
B.1.4. Strategy: JUDICIAL COMMISSION ON MENTAL HLTH	<u>1,350,000</u>	<u>1,350,000</u>
Judicial Commission on Mental Health.		
Total, Goal B: COURT PROGRAMS	\$ 48,708,250	\$ 38,708,250
C. Goal: SALARY ADJUSTMENTS		
C.1.1. Strategy: SALARY ADJUSTMENTS	<u>\$ 361,359</u>	<u>\$ 736,649</u>
Grand Total, SUPREME COURT OF TEXAS	<u><u>\$ 56,184,805</u></u>	<u><u>\$ 46,560,098</u></u>

SUPREME COURT OF TEXAS
(Continued)

Object-of-Expense Informational Listing:

Salaries and Wages	\$ 8,534,901	\$ 8,910,192
Other Personnel Costs	402,357	402,357
Professional Fees and Services	2,416	2,416
Consumable Supplies	60,000	60,000
Utilities	48,000	48,000
Travel	73,000	73,000
Rent - Building	3,360	3,360
Rent - Machine and Other	50,000	50,000
Other Operating Expense	964,503	1,032,408
Grants	<u>46,046,268</u>	<u>35,978,365</u>
Total, Object-of-Expense Informational Listing	<u>\$ 56,184,805</u>	<u>\$ 46,560,098</u>

Estimated Allocations for Employee Benefits and Debt Service Appropriations Made Elsewhere in this Act:

Employee Benefits

Retirement	\$ 546,696	\$ 585,770
Group Insurance	4,795,802	4,905,653
Social Security	586,509	619,102
Benefits Replacement	<u>2,003</u>	<u>1,600</u>

Total, Estimated Allocations for Employee Benefits and Debt Service Appropriations Made Elsewhere in this Act

\$ 5,931,010 **\$ 6,112,125**

1. Performance Measure Targets. The following is a listing of the key performance target levels for the Supreme Court of Texas. It is the intent of the Legislature that appropriations made by this Act be utilized in the most efficient and effective manner possible to achieve the intended mission of the Supreme Court of Texas. In order to achieve the objectives and service standards established by this Act, the Supreme Court of Texas shall make every effort to attain the following designated key performance target levels associated with each item of appropriation.

	<u>2024</u>	<u>2025</u>
A. Goal: APPELLATE COURT OPERATIONS		
Outcome (Results/Impact):		
Disposition Rate	100%	100%
Average Number of Days since Filing of All Matters Pending in the Supreme Court	180	180
B. Goal: COURT PROGRAMS		
B.1.1. Strategy: BASIC CIVIL LEGAL SERVICES		
Output (Volume):		
The Number of BCLS Grantees Provided State Funding	28	28

2. Basic Civil Legal Services.

(a) **Appropriation.** All unobligated and unexpended balances remaining in the Basic Civil Legal Services Account at the end of fiscal year 2023 (estimated to be \$0) and all fees deposited into the Account in Judicial Fund No. 573 are appropriated above in Strategy B.1.1, Basic Civil Legal Services, in fiscal year 2024. Any fees deposited and any unobligated and unexpended balances remaining in excess of \$17,144,000 each fiscal year (estimated to be \$0) are appropriated to the Supreme Court of Texas for the same purpose.

The Supreme Court of Texas shall file a report with the Legislative Budget Board and the Governor within 90 days following February 28th and August 31st of each fiscal year showing disbursements from all funding sources for Basic Civil Legal Services, the purpose for each disbursement, and compliance with grant conditions.

(b) **Services for Victims of Sexual Assault.** Amounts appropriated above in Strategy B.1.1, Basic Civil Legal Services, from General Revenue-Dedicated Sexual Assault Program Account No. 5010 funds include \$10,000,000 in fiscal year 2024 for basic civil legal services to victims of sexual assault that may only be used for the purposes established for the Supreme Court of Texas in Government Code, §420.008.

(c) **Services for Veterans.** Amounts appropriated above in Strategy B.1.1, Basic Civil Legal Services, include \$3,500,000 each fiscal year in General Revenue for the purpose of providing basic civil legal services to veterans and their families.

SUPREME COURT OF TEXAS
(Continued)

3. Court Improvement Projects.

- (a) Amounts appropriated above in Strategy B.1.3, Children's Commission, include Federal Funds from the State Court Improvement Program (CFDA 93.586) in the amount of \$2,108,858 in fiscal year 2024 and \$2,108,858 in fiscal year 2025. Out of these funds, the Supreme Court of Texas is allocated an amount estimated to be \$1,311,415 in fiscal year 2024 and \$1,311,415 in fiscal year 2025 to administer the grant. Additionally, the Supreme Court of Texas shall file a report with the Legislative Budget Board and the Governor within 90 days following August 31st of each fiscal year showing disbursements, the purpose of each disbursement, and compliance with grant conditions.
- (b) Amounts appropriated above in Strategy B.1.4, Judicial Commission on Mental Health, include General Revenue in the amount of \$1,250,000 each fiscal year for the Judicial Commission on Mental Health. The Supreme Court of Texas shall file a report with the Legislative Budget Board and the Governor within 90 days following August 31st of each fiscal year showing the expenditures and disbursements of the Judicial Commission on Mental Health.

4. Texas Young Lawyers License Plate Receipts. For informational purposes, amounts appropriated above from Judicial Fund No. 573 in Strategy B.1.1, Basic Civil Legal Services, include an estimated \$11,000 each fiscal year from the sale of license plates under Transportation Code Sec. 504.612. The appropriation authority governing these revenues is provided in Article IX, Sec. 8.13, Appropriation of Specialty License Plate Receipts.

5. Supreme Court Support Fee. Amounts appropriated above in Strategy A.1.1, Appellate Court Operations, include an amount estimated to be \$200,000 in each fiscal year from the Supreme Court Support Account in the Judicial Fund No. 573. Any unobligated and unexpended balances remaining from funds appropriated to the Supreme Court of Texas in Strategy A.1.1, Appellate Court Operations, out of the Supreme Court Support Account in the Judicial Fund No. 573 as of August 31, 2023, (estimated to be \$0) are appropriated to the Supreme Court of Texas for the fiscal year beginning September 1, 2024, for the same purpose.

6. Judicial Training Program. Included in amounts appropriated above from the General Revenue Fund in Strategy B.1.4, Judicial Commission on Mental Health, are \$250,000 each fiscal year for continuing a training program to educate and inform judges and their staff of mental health care resources available in Texas. The Supreme Court of Texas shall work with the Court of Criminal Appeals to develop the program with amounts appropriated for this purpose.

7. Contingency for Behavioral Health Funds. Notwithstanding appropriation authority granted above, the Comptroller of Public Accounts shall not allow the expenditure of General Revenue-Related behavioral health funds for the Supreme Court of Texas in B.1.4, Judicial Commission on Mental Health, in fiscal year 2024 or fiscal year , as identified in Art. IX, Section 10.04, Statewide Behavioral Health Strategic Plan and Coordinated Expenditures, if the Legislative Budget Board provides notification to the Comptroller of Public Accounts that the agency's planned expenditure of those funds in fiscal year 2024 or fiscal year 2025 does not satisfy the requirements of Art. IX, Section 10.04, Statewide Behavioral Health Strategic Plan and Coordinated Expenditures.

COURT OF CRIMINAL APPEALS

	For the Years Ending	
	August 31, 2024	August 31, 2025
	_____	_____
Method of Financing:		
General Revenue Fund	\$ 7,996,314	\$ 8,286,685
GR Dedicated - Judicial and Court Personnel Training Fund No. 540	\$ 15,169,680	\$ 15,186,320
<u>Other Funds</u>		
Judicial Fund No. 573	\$ 333,251	\$ 333,251
Appropriated Receipts	4,500	4,500

COURT OF CRIMINAL APPEALS
(Continued)

Interagency Contracts	30,000	30,000
Subtotal, Other Funds	\$ 367,751	\$ 367,751
Total, Method of Financing	\$ 23,533,745	\$ 23,840,756

This bill pattern represents an estimated 100% of this agency's estimated total available funds for the biennium.

Number of Full-Time-Equivalents (FTE): 71.0 71.0

Schedule of Exempt Positions:

Presiding Judge	\$170,500	\$170,500
Judge	(8) 168,000	(8) 168,000

Items of Appropriation:

A. Goal: APPELLATE COURT OPERATIONS

A.1.1. Strategy: APPELLATE COURT OPERATIONS	\$ 5,779,029	\$ 5,779,030
A.1.2. Strategy: APPELLATE JUDGE SALARIES	1,833,291	1,849,585
Appellate Judge Salaries. Estimated and Nontransferable.		

Total, Goal A: APPELLATE COURT OPERATIONS \$ 7,612,320 \$ 7,628,615

B. Goal: JUDICIAL EDUCATION

B.1.1. Strategy: JUDICIAL EDUCATION \$ 15,641,136 \$ 15,641,136

C. Goal: SALARY ADJUSTMENTS

C.1.1. Strategy: SALARY ADJUSTMENTS \$ 280,289 \$ 571,005

Grand Total, COURT OF CRIMINAL APPEALS \$ 23,533,745 \$ 23,840,756

Object-of-Expense Informational Listing:

Salaries and Wages	\$ 7,774,700	\$ 8,074,851
Other Personnel Costs	154,402	161,261
Professional Fees and Services	1,700	1,700
Consumable Supplies	6,000	6,000
Utilities	4,000	4,000
Travel	37,500	37,500
Rent - Building	8,100	8,100
Rent - Machine and Other	10,000	10,000
Other Operating Expense	223,025	223,026
Grants	15,314,318	15,314,318

Total, Object-of-Expense Informational Listing \$ 23,533,745 \$ 23,840,756

Estimated Allocations for Employee Benefits and Debt Service Appropriations Made Elsewhere in this Act:

Employee Benefits

Retirement	\$ 546,690	\$ 577,443
Group Insurance	803,088	823,264
Social Security	558,335	584,008
Benefits Replacement	4,589	3,666

Total, Estimated Allocations for Employee Benefits and Debt Service Appropriations Made Elsewhere in this Act \$ 1,912,702 \$ 1,988,381

1. Performance Measure Targets. The following is a listing of the key performance target levels for the Court of Criminal Appeals. It is the intent of the Legislature that appropriations made by this Act be utilized in the most efficient and effective manner possible to achieve the intended mission of the Court of Criminal Appeals. In order to achieve the objectives and service standards established by this Act, the Court of Criminal Appeals shall make every effort to attain the following designated key performance target levels associated with each item of appropriation.

	2024	2025
A. Goal: APPELLATE COURT OPERATIONS		
Outcome (Results/Impact):		
Disposition Rate for Petitions for Discretionary Review Which Are Granted	55%	55%

COURT OF CRIMINAL APPEALS
(Continued)

Disposition Rate for Death Penalty Cases	35%	35%
Average Time (in Days) from the Time Petitions for Discretionary Review Are Granted until Disposition	300	300
Average Time from Time Filed to Disposition in Death Penalty Cases	650	650

B. Goal: JUDICIAL EDUCATION

B.1.1. Strategy: JUDICIAL EDUCATION

Output (Volume):

Total Number of Participants Trained in Judicial Education Courses	30,781	30,781
--	--------	--------

2. Judicial Education.

(a) Administrative Allocation.

- (1) Funds appropriated above in Strategy B.1.1, Judicial Education, include a 3 percent administrative allocation estimated to be \$455,340 in fiscal years 2024 and 2025 out of General Revenue-Dedicated Judicial and Court Personnel Training Fund No. 540. All unobligated and unexpended balances in an amount not to exceed \$150,000 that are remaining from funds appropriated in Strategy B.1.1, Judicial Education, and allocated for administrative purposes as of August 31, 2024, are appropriated for the same purpose as of September 1, 2024.

In addition to these amounts, \$200,000 in fiscal year 2024 and \$200,000 in fiscal year 2025 of the amounts appropriated above in Strategy B.1.1, Judicial Education, are allocated for administrative or training purposes or other purposes at the discretion of the Court of Criminal Appeals which further the objectives of Strategy B.1.1, Judicial Education.

All unobligated and unexpended balances of funds appropriated to Strategy B.1.1, Judicial Education, and allocated for administrative purposes at the end of fiscal year 2023 are appropriated to Strategy B.1.1, Judicial Education, in fiscal year 2024 (not to exceed \$200,000 in General Revenue-Dedicated Judicial and Court Personnel Training Fund No. 540, and included in amounts appropriated above).

- (2) For the purposes of this rider, the term administration shall include administrative oversight functions, accounting and auditing functions, management studies, performance audits, and other studies initiated by the Court of Criminal Appeals or any other agency of the Judicial Branch, as directed by the order of the Court of Criminal Appeals.

(b) Appropriations for Certain Types of Legal Education and Training.

- (1) Out of funds appropriated above in Strategy B.1.1, Judicial Education, from General Revenue-Dedicated Judicial and Court Personnel Training Fund No. 540, the following amounts are for the following purposes:
- (A) **Judges of County Courts.** \$790,557 each fiscal year shall be expended for no other purpose than for the continuing legal education of judges of county courts performing judicial functions.
 - (B) **Prosecutors and Staff.** An amount estimated to be \$2,457,599 each fiscal year shall be used for no other purpose than to contract with a statewide professional association of prosecuting attorneys and other entities to provide continuing legal education courses, programs, and technical assistance projects for prosecutors and prosecutor office personnel.
 - (C) **Criminal Defense Attorneys and Staff.** An amount estimated to be \$2,388,854 each fiscal year shall be used for no other purpose than to contract with a statewide professional association of criminal defense attorneys and other entities to provide continuing legal education courses, programs, and technical assistance projects for criminal defense attorneys and criminal defense attorney office personnel who regularly represent indigent defendants in criminal matters.

COURT OF CRIMINAL APPEALS

(Continued)

- (D) **Clerks and Court Personnel.** A minimum of \$1,081,731 each fiscal year shall be used for no other purpose than to contract with training entities providing for the training and continuing legal education of the clerks and other court personnel of the appellate courts, district courts, county courts at law, county courts, justice courts, and municipal courts of this State in accordance with Government Code Section 74.025.
 - (E) **Innocence Education.** An amount estimated to be \$584,155 each fiscal year shall be used for no other purpose than to contract with statewide professional associations and other entities whose purposes include providing continuing legal education courses, programs, and technical assistance projects on actual innocence for criminal defense attorneys, prosecuting attorneys, judges, bailiffs, constables, warrant officers, or other persons as provided by statute.
 - (F) **Public Defenders.** An amount estimated to be \$69,703 each fiscal year shall be used for no other purpose than to contract with statewide professional associations and other entities whose purposes include providing continuing legal education, courses, and programs for public defenders.
 - (G) **Indigent Defendants and Mental Health.** An amount estimated to be \$332,512 for the 2024-25 biennium shall be used for no other purpose than to contract with statewide professional associations and other entities whose purposes include providing judicial education services and providing training on indigent defendants and mental health.
 - (H) **Indigent Disposition Process and Judge Mentor Program.** An amount estimated to be \$524,230 for the 2024-25 biennium shall be used for no other purpose than to contract with statewide professional associations and other entities whose purposes include providing judicial education services and direct training costs for clinics for judges and court personnel regarding bail, fines, fees, requests for community service, jail commitments, and jail credit in cases involving indigents, and for development of a mentor program for new municipal court judges and webinars on legislative reform, bail, indigence, compliance, collections improvement programs, alternative sentencing, case flow management, and jail commitments.
- (2) Out of funds appropriated above in Strategy B.1.1, Judicial Education, from General Revenue, the following amounts are for the following purposes:
- (A) **Mental Health.** The Court of Criminal Appeals shall use \$187,500 appropriated above in Strategy B.1.1, Judicial Education, from the General Revenue Fund each fiscal year for no other purpose than to contract with statewide professional associations and other entities whose purposes include providing continuing legal education, courses, and programs for judges and court staff, prosecuting attorneys, and criminal defense attorneys on mental health issues and pre-trial diversion. Judicial education shall include information for judges and staff on mental health care resources available in the court's geographic region.
 - (B) **Judicial Training.** Included in amounts appropriated above from the General Revenue Fund Amounts in Strategy B.1.1, Judicial Education, are \$250,000 each fiscal year for continuing a training program to educate and inform judges and their staff of mental health care resources available in Texas. The Court of Criminal Appeals shall work with the Supreme Court of Texas to develop the program with amounts appropriated for this purpose.
- (3) **Grant Funding Procedures.** The Court of Criminal Appeals shall maintain procedures to require training entities to either refund all unexpended and unencumbered state grant funds or retain and use those funds for training purposes subject to the approval of the Court of Criminal Appeals each fiscal year. All refunds received by the Court of Criminal Appeals from grants made to training entities (estimated to be \$0) are appropriated to the Court of Criminal Appeals in Strategy B.1.1, Judicial Education, each fiscal year for the same purposes.

COURT OF CRIMINAL APPEALS
(Continued)

- (4) **Judicial and Court Personnel Training Report.** The Court of Criminal Appeals shall report to the Legislative Budget Board and the Governor within 90 days following February 28 and August 31 of each fiscal year showing the allocation of grants and expenditures from General Revenue-Dedicated Judicial and Court Personnel Training Fund No. 540, the amount and allocation of unexpended prior year grant funds held by training entities, and the results of grant audits.
- (c) **Reimbursement for Travel Expenses.** Funds appropriated above in Strategy B.1.1, Judicial Education, for the purposes established in Section 56.003(b) of the Government Code, may be granted only pursuant to a grant contract which provides for the reimbursement of expenses of judges pursuant to the provisions of Section 74.062 of the Government Code. This rider shall not apply to funds granted for the purpose of providing continuing legal education for judges of county courts performing judicial functions.
- (d) **Alternatives to Inpatient Mental Health Treatment for Forensic Cases.** Funds appropriated above in Strategy B.1.1, Judicial Education, may be used to educate judges, prosecuting attorneys, and criminal defense attorneys on alternatives to inpatient mental health treatment that may be appropriate for certain individuals under forensic commitment, including individuals charged with a misdemeanor or felony offense that involved dangerous conduct because a judge or jury has determined them to be not guilty by reason of insanity, but who are ordered by a court to receive mental health treatment. Alternatives to inpatient mental health treatment for individuals under forensic commitment may include outpatient competency restoration, jail-based competency restoration, residential rehabilitation units, and conditional release. The Court of Criminal Appeals may use appropriations to take steps to make judges, prosecuting attorneys, and criminal defense attorneys involved with forensic commitment cases aware of these educational opportunities.
- 3. Contingency for Behavioral Health Funds.** Notwithstanding appropriation authority granted above, the Comptroller of Public Accounts shall not allow the expenditure of General Revenue-Related behavioral health funds for the Court of Criminal Appeals in Strategy B.1.1, Judicial Education, in fiscal year 2024 or fiscal year 2025, as identified in Art. IX, Section 10.04, Statewide Behavioral Health Strategic Plan and Coordinated Expenditures, if the Legislative Budget Board provides notification to the Comptroller of Public Accounts that the agency's planned expenditure of those funds in fiscal year 2024 or fiscal year does not satisfy the requirements of Art. IX, Section 10.04, Statewide Behavioral Health Strategic Plan and Coordinated Expenditures.

FIRST COURT OF APPEALS DISTRICT, HOUSTON

	For the Years Ending	
	August 31, 2024	August 31, 2025
Method of Financing:		
General Revenue Fund	\$ 5,364,000	\$ 5,534,735
<u>Other Funds</u>		
Judicial Fund No. 573	\$ 273,350	\$ 273,350
Appropriated Receipts	8,700	8,700
Interagency Contracts	46,000	46,000
Subtotal, Other Funds	\$ 328,050	\$ 328,050
Total, Method of Financing	\$ 5,692,050	\$ 5,862,785
This bill pattern represents an estimated 92.2% of this agency's estimated total available funds for the biennium.		
Number of Full-Time-Equivalents (FTE):	44.0	44.0
Schedule of Exempt Positions:		
Chief Justice	\$156,500	\$156,500
Justice	(8) 154,000	(8) 154,000

FIRST COURT OF APPEALS DISTRICT, HOUSTON
(Continued)

Items of Appropriation:

A. Goal: APPELLATE COURT OPERATIONS		
A.1.1. Strategy: APPELLATE COURT OPERATIONS	\$ 4,027,403	\$ 4,027,403
A.1.2. Strategy: APPELLATE JUSTICE SALARIES	<u>1,524,497</u>	<u>1,548,517</u>
Appellate Justice Salaries. Estimated and Nontransferable.		
Total, Goal A: APPELLATE COURT OPERATIONS	\$ 5,551,900	\$ 5,575,920
B. Goal: SALARY ADJUSTMENTS		
B.1.1. Strategy: SALARY ADJUSTMENTS	<u>\$ 140,150</u>	<u>\$ 286,865</u>
Grand Total, FIRST COURT OF APPEALS DISTRICT, HOUSTON	<u>\$ 5,692,050</u>	<u>\$ 5,862,785</u>

Object-of-Expense Informational Listing:

Salaries and Wages	\$ 5,045,189	\$ 5,215,924
Other Personnel Costs	208,200	208,200
Professional Fees and Services	150,000	150,000
Consumable Supplies	1,200	1,200
Utilities	3,300	3,300
Travel	500	500
Rent - Building	39,960	39,960
Rent - Machine and Other	840	840
Other Operating Expense	<u>242,861</u>	<u>242,861</u>
Total, Object-of-Expense Informational Listing	<u>\$ 5,692,050</u>	<u>\$ 5,862,785</u>

Estimated Allocations for Employee Benefits and Debt Service Appropriations Made Elsewhere in this Act:

<u>Employee Benefits</u>		
Retirement	\$ 334,570	\$ 350,301
Group Insurance	517,670	530,987
Social Security	381,226	394,756
Benefits Replacement	<u>1,311</u>	<u>1,048</u>
Total, Estimated Allocations for Employee Benefits and Debt Service Appropriations Made Elsewhere in this Act	<u>\$ 1,234,777</u>	<u>\$ 1,277,092</u>

1. Performance Measure Targets. The following is a listing of the key performance target levels for the First Court of Appeals District, Houston. It is the intent of the Legislature that appropriations made by this Act be utilized in the most efficient and effective manner possible to achieve the intended mission of the First Court of Appeals District, Houston. In order to achieve the objectives and service standards established by this Act, the First Court of Appeals District, Houston shall make every effort to attain the following designated key performance target levels associated with each item of appropriation.

	<u>2024</u>	<u>2025</u>
A. Goal: APPELLATE COURT OPERATIONS		
Outcome (Results/Impact):		
Clearance Rate	100%	100%
Percentage of Cases Under Submission for Less Than One Year	100%	100%
Percentage of Cases Pending for Less Than Two Years	100%	100%

SECOND COURT OF APPEALS DISTRICT, FORT WORTH

	For the Years Ending	
	August 31, <u>2024</u>	August 31, <u>2025</u>
Method of Financing:		
General Revenue Fund	\$ 4,272,106	\$ 4,401,066
<u>Other Funds</u>		
Judicial Fund No. 573	\$ 213,050	\$ 213,050
Appropriated Receipts	8,000	8,000

SECOND COURT OF APPEALS DISTRICT, FORT WORTH
(Continued)

Interagency Contracts	54,000	54,000
Subtotal, Other Funds	\$ 275,050	\$ 275,050
Total, Method of Financing	\$ 4,547,156	\$ 4,676,116

This bill pattern represents an estimated 89.8% of this agency's estimated total available funds for the biennium.

Number of Full-Time-Equivalents (FTE): 37.0 37.0

Schedule of Exempt Positions:

Chief Justice	\$156,500	\$156,500
Justice	(6) 154,000	(6) 154,000

Items of Appropriation:

A. Goal: APPELLATE COURT OPERATIONS

A.1.1. Strategy: APPELLATE COURT OPERATIONS	\$ 3,187,869	\$ 3,187,869
A.1.2. Strategy: APPELLATE JUSTICE SALARIES	1,234,872	1,234,872
Appellate Justice Salaries. Estimated and Nontransferable.		

Total, Goal A: APPELLATE COURT OPERATIONS \$ 4,422,741 \$ 4,422,741

B. Goal: SALARY ADJUSTMENTS

B.1.1. Strategy: SALARY ADJUSTMENTS \$ 124,415 \$ 253,375

Grand Total, SECOND COURT OF APPEALS DISTRICT, FORT WORTH \$ 4,547,156 \$ 4,676,116

Object-of-Expense Informational Listing:

Salaries and Wages	\$ 4,317,531	\$ 4,446,491
Other Personnel Costs	113,086	116,226
Professional Fees and Services	500	500
Consumable Supplies	12,000	12,000
Utilities	1,200	1,200
Travel	30,000	30,000
Rent - Machine and Other	1,000	1,000
Other Operating Expense	71,839	68,699

Total, Object-of-Expense Informational Listing \$ 4,547,156 \$ 4,676,116

Estimated Allocations for Employee Benefits and Debt Service Appropriations Made Elsewhere in this Act:

Employee Benefits

Retirement	\$ 291,947	\$ 305,736
Group Insurance	519,793	530,728
Social Security	312,418	324,117
Benefits Replacement	656	524

Total, Estimated Allocations for Employee Benefits and Debt Service Appropriations Made Elsewhere in this Act \$ 1,124,814 \$ 1,161,105

1. Performance Measure Targets. The following is a listing of the key performance target levels for the Second Court of Appeals District, Fort Worth. It is the intent of the Legislature that appropriations made by this Act be utilized in the most efficient and effective manner possible to achieve the intended mission of the Second Court of Appeals District, Fort Worth. In order to achieve the objectives and service standards established by this Act, the Second Court of Appeals District, Fort Worth shall make every effort to attain the following designated key performance target levels associated with each item of appropriation.

	2024	2025
A. Goal: APPELLATE COURT OPERATIONS		
Outcome (Results/Impact):		
Clearance Rate	80%	80%
Percentage of Cases Under Submission for Less Than One Year	95.2%	95.2%
Percentage of Cases Pending for Less Than Two Years	98.95%	98.95%

THIRD COURT OF APPEALS DISTRICT, AUSTIN

	For the Years Ending	
	August 31, 2024	August 31, 2025
Method of Financing:		
General Revenue Fund	\$ 3,687,836	\$ 3,799,851
<u>Other Funds</u>		
Judicial Fund No. 573	\$ 182,900	\$ 182,900
Appropriated Receipts	11,000	11,000
Interagency Contracts	36,000	36,000
Subtotal, Other Funds	\$ 229,900	\$ 229,900
Total, Method of Financing	\$ 3,917,736	\$ 4,029,751

This bill pattern represents an estimated 91% of this agency's estimated total available funds for the biennium.

Number of Full-Time-Equivalents (FTE): 32.0 32.0

Schedule of Exempt Positions:

Chief Justice	\$156,500	\$156,500
Justice	(5) 154,000	(5) 154,000

Items of Appropriation:

A. Goal: APPELLATE COURT OPERATIONS

A.1.1. Strategy: APPELLATE COURT OPERATIONS	\$ 2,745,889	\$ 2,745,889
A.1.2. Strategy: APPELLATE JUSTICE SALARIES	1,064,151	1,064,151

Appellate Justice Salaries. Estimated and Nontransferable.

Total, Goal A: APPELLATE COURT OPERATIONS \$ 3,810,040 \$ 3,810,040

B. Goal: SALARY ADJUSTMENTS

B.1.1. Strategy: SALARY ADJUSTMENTS \$ 107,696 \$ 219,711

Grand Total, THIRD COURT OF APPEALS DISTRICT, AUSTIN **\$ 3,917,736** **\$ 4,029,751**

Object-of-Expense Informational Listing:

Salaries and Wages	\$ 3,793,272	\$ 3,905,287
Other Personnel Costs	112,084	112,084
Consumable Supplies	5,000	5,000
Rent - Building	1,080	1,080
Other Operating Expense	6,300	6,300

Total, Object-of-Expense Informational Listing **\$ 3,917,736** **\$ 4,029,751**

Estimated Allocations for Employee Benefits and Debt Service Appropriations Made Elsewhere in this Act:

Employee Benefits

Retirement	\$ 259,112	\$ 271,066
Group Insurance	462,333	474,715
Social Security	279,546	289,718
Benefits Replacement	656	524

Total, Estimated Allocations for Employee Benefits and Debt Service Appropriations Made Elsewhere in this Act **\$ 1,001,647** **\$ 1,036,023**

- 1. Performance Measure Targets.** The following is a listing of the key performance target levels for the Third Court of Appeals District, Austin. It is the intent of the Legislature that appropriations made by this Act be utilized in the most efficient and effective manner possible to achieve the intended mission of the Third Court of Appeals District, Austin. In order to achieve the objectives and service standards established by this Act, the Third Court of Appeals District, Austin shall make every effort to attain the following designated key performance target levels associated with each item of appropriation.

THIRD COURT OF APPEALS DISTRICT, AUSTIN
(Continued)

	2024	2025
A. Goal: APPELLATE COURT OPERATIONS		
Outcome (Results/Impact):		
Clearance Rate	100%	100%
Percentage of Cases Under Submission for Less Than One Year	100%	100%
Percentage of Cases Pending for Less Than Two Years	100%	100%

FOURTH COURT OF APPEALS DISTRICT, SAN ANTONIO

	For the Years Ending	
	August 31, 2024	August 31, 2025
Method of Financing:		
General Revenue Fund	\$ 4,243,640	\$ 4,426,718
<u>Other Funds</u>		
Judicial Fund No. 573	\$ 213,050	\$ 213,050
Appropriated Receipts	11,000	11,000
Interagency Contracts	42,000	42,000
Subtotal, Other Funds	\$ 266,050	\$ 266,050
Total, Method of Financing	\$ 4,509,690	\$ 4,692,768

This bill pattern represents an estimated 90.5% of this agency's estimated total available funds for the biennium.

Number of Full-Time-Equivalents (FTE): 34.0 34.0

Schedule of Exempt Positions:

Chief Justice	\$156,500	\$156,500
Justice	(6) 154,000	(6) 154,000

Items of Appropriation:

A. Goal: APPELLATE COURT OPERATIONS		
A.1.1. Strategy: APPELLATE COURT OPERATIONS	\$ 3,178,868	\$ 3,178,869
A.1.2. Strategy: APPELLATE JUSTICE SALARIES	1,219,426	1,286,435
Appellate Justice Salaries. Estimated and Nontransferable.		
Total, Goal A: APPELLATE COURT OPERATIONS	\$ 4,398,294	\$ 4,465,304

B. Goal: SALARY ADJUSTMENTS

B.1.1. Strategy: SALARY ADJUSTMENTS	\$ 111,396	\$ 227,464
--	------------	------------

Grand Total, FOURTH COURT OF APPEALS DISTRICT, SAN ANTONIO	\$ 4,509,690	\$ 4,692,768
---	--------------	--------------

Object-of-Expense Informational Listing:

Salaries and Wages	\$ 4,225,181	\$ 4,408,259
Other Personnel Costs	143,927	146,947
Professional Fees and Services	3,500	3,500
Consumable Supplies	6,174	5,823
Utilities	1,687	1,686
Travel	7,000	5,000
Rent - Building	18,000	18,000
Rent - Machine and Other	1,869	1,869
Other Operating Expense	102,352	101,684
Total, Object-of-Expense Informational Listing	\$ 4,509,690	\$ 4,692,768

Estimated Allocations for Employee Benefits and Debt Service Appropriations Made Elsewhere in this Act:

<u>Employee Benefits</u>		
Retirement	\$ 268,818	\$ 281,243
Group Insurance	432,232	444,203
Social Security	297,061	307,686

FOURTH COURT OF APPEALS DISTRICT, SAN ANTONIO
(Continued)

Benefits Replacement	656	524
Total, Estimated Allocations for Employee Benefits and Debt Service Appropriations Made Elsewhere in this Act	\$ 998,767	\$ 1,033,656

1. Performance Measure Targets. The following is a listing of the key performance target levels for the Fourth Court of Appeals District, San Antonio. It is the intent of the Legislature that appropriations made by this Act be utilized in the most efficient and effective manner possible to achieve the intended mission of the Fourth Court of Appeals District, San Antonio. In order to achieve the objectives and service standards established by this Act, the Fourth Court of Appeals District, San Antonio shall make every effort to attain the following designated key performance target levels associated with each item of appropriation.

	2024	2025
A. Goal: APPELLATE COURT OPERATIONS		
Outcome (Results/Impact):		
Clearance Rate	95%	95%
Percentage of Cases Under Submission for Less Than One Year	95%	95%
Percentage of Cases Pending for Less Than Two Years	95%	95%

FIFTH COURT OF APPEALS DISTRICT, DALLAS

	For the Years Ending	
	August 31, 2024	August 31, 2025
Method of Financing:		
General Revenue Fund	\$ 7,636,221	\$ 7,863,174
<u>Other Funds</u>		
Judicial Fund No. 573	\$ 393,950	\$ 393,950
Appropriated Receipts	32,000	32,000
Interagency Contracts	65,000	65,000
Subtotal, Other Funds	\$ 490,950	\$ 490,950
Total, Method of Financing	\$ 8,127,171	\$ 8,354,124

This bill pattern represents an estimated 95% of this agency's estimated total available funds for the biennium.

Number of Full-Time-Equivalents (FTE): 57.5 57.5

Schedule of Exempt Positions:

Chief Justice	\$156,500	\$156,500
Justice	(12) 154,000	(12) 154,000

Items of Appropriation:

A. Goal: APPELLATE COURT OPERATIONS		
A.1.1. Strategy: APPELLATE COURT OPERATIONS	\$ 5,710,646	\$ 5,710,647
A.1.2. Strategy: APPELLATE JUSTICE SALARIES	2,199,220	2,199,220
Appellate Justice Salaries. Estimated and Nontransferable.		
Total, Goal A: APPELLATE COURT OPERATIONS	\$ 7,909,866	\$ 7,909,867
B. Goal: SALARY ADJUSTMENTS		
B.1.1. Strategy: SALARY ADJUSTMENTS	\$ 217,305	\$ 444,257
Grand Total, FIFTH COURT OF APPEALS DISTRICT, DALLAS	\$ 8,127,171	\$ 8,354,124

Object-of-Expense Informational Listing:

Salaries and Wages	\$ 7,420,432	\$ 7,647,385
Other Personnel Costs	253,445	253,445
Consumable Supplies	22,500	22,500
Utilities	50,000	50,000
Travel	30,000	30,000

FIFTH COURT OF APPEALS DISTRICT, DALLAS
(Continued)

Rent - Building	60,000	60,000
Rent - Machine and Other	25,000	25,000
Other Operating Expense	265,794	265,794

Total, Object-of-Expense Informational Listing \$ 8,127,171 \$ 8,354,124

Estimated Allocations for Employee Benefits and Debt Service Appropriations Made Elsewhere in this Act:

Employee Benefits

Retirement	\$ 508,694	\$ 532,795
Group Insurance	773,523	794,422
Social Security	555,718	576,250
Benefits Replacement	5,900	4,714

Total, Estimated Allocations for Employee Benefits and Debt Service Appropriations Made Elsewhere in this Act \$ 1,843,835 \$ 1,908,181

1. Performance Measure Targets. The following is a listing of the key performance target levels for the Fifth Court of Appeals District, Dallas. It is the intent of the Legislature that appropriations made by this Act be utilized in the most efficient and effective manner possible to achieve the intended mission of the Fifth Court of Appeals District, Dallas. In order to achieve the objectives and service standards established by this Act, the Fifth Court of Appeals District, Dallas shall make every effort to attain the following designated key performance target levels associated with each item of appropriation.

	2024	2025
A. Goal: APPELLATE COURT OPERATIONS		
Outcome (Results/Impact):		
Clearance Rate	99%	99%
Percentage of Cases Under Submission for Less Than One Year	100%	100%
Percentage of Cases Pending for Less Than Two Years	100%	100%

SIXTH COURT OF APPEALS DISTRICT, TEXARKANA

	For the Years Ending	
	August 31, 2024	August 31, 2025
Method of Financing:		
General Revenue Fund	\$ 1,927,810	\$ 1,985,353
<u>Other Funds</u>		
Judicial Fund No. 573	\$ 92,450	\$ 92,450
Appropriated Receipts	4,000	4,000
Subtotal, Other Funds	\$ 96,450	\$ 96,450
Total, Method of Financing	\$ 2,024,260	\$ 2,081,803

This bill pattern represents an estimated 95.7% of this agency's estimated total available funds for the biennium.

Number of Full-Time-Equivalents (FTE): 15.0 15.0

Schedule of Exempt Positions:

Chief Justice	\$156,500	\$156,500
Justice	(2) 154,000	(2) 154,000

Items of Appropriation:

A. Goal: APPELLATE COURT OPERATIONS		
A.1.1. Strategy: APPELLATE COURT OPERATIONS	\$ 1,418,931	\$ 1,418,931
A.1.2. Strategy: APPELLATE JUSTICE SALARIES	550,496	550,496
Appellate Justice Salaries. Estimated and Nontransferable.		
Total, Goal A: APPELLATE COURT OPERATIONS	\$ 1,969,427	\$ 1,969,427

SIXTH COURT OF APPEALS DISTRICT, TEXARKANA
(Continued)

B. Goal: SALARY ADJUSTMENTS

B.1.1. Strategy: SALARY ADJUSTMENTS	\$ 54,833	\$ 112,376
--	-----------	------------

Grand Total, SIXTH COURT OF APPEALS DISTRICT, TEXARKANA	<u>\$ 2,024,260</u>	<u>\$ 2,081,803</u>
--	---------------------	---------------------

Object-of-Expense Informational Listing:

Salaries and Wages	\$ 1,882,273	\$ 1,939,816
Other Personnel Costs	66,814	68,414
Other Operating Expense	<u>75,173</u>	<u>73,573</u>

Total, Object-of-Expense Informational Listing	<u>\$ 2,024,260</u>	<u>\$ 2,081,803</u>
---	---------------------	---------------------

Estimated Allocations for Employee Benefits and Debt Service Appropriations Made Elsewhere in this Act:

Employee Benefits

Retirement	\$ 132,733	\$ 138,940
Group Insurance	201,725	206,855
Social Security	136,231	141,455
Benefits Replacement	<u>656</u>	<u>524</u>

Total, Estimated Allocations for Employee Benefits and Debt Service Appropriations Made Elsewhere in this Act	<u>\$ 471,345</u>	<u>\$ 487,774</u>
--	-------------------	-------------------

1. Performance Measure Targets. The following is a listing of the key performance target levels for the Sixth Court of Appeals District, Texarkana. It is the intent of the Legislature that appropriations made by this Act be utilized in the most efficient and effective manner possible to achieve the intended mission of the Sixth Court of Appeals District, Texarkana. In order to achieve the objectives and service standards established by this Act, the Sixth Court of Appeals District, Texarkana shall make every effort to attain the following designated key performance target levels associated with each item of appropriation.

	<u>2024</u>	<u>2025</u>
A. Goal: APPELLATE COURT OPERATIONS		
Outcome (Results/Impact):		
Clearance Rate	90%	90%
Percentage of Cases Under Submission for Less Than One Year	97%	94%
Percentage of Cases Pending for Less Than Two Years	100%	98%

SEVENTH COURT OF APPEALS DISTRICT, AMARILLO

	For the Years Ending	
	August 31, <u>2024</u>	August 31, <u>2025</u>
Method of Financing:		
General Revenue Fund	\$ 2,447,011	\$ 2,510,438
<u>Other Funds</u>		
Judicial Fund No. 573	\$ 122,600	\$ 122,600
Appropriated Receipts	<u>6,000</u>	<u>6,000</u>
Subtotal, Other Funds	<u>\$ 128,600</u>	<u>\$ 128,600</u>
Total, Method of Financing	<u>\$ 2,575,611</u>	<u>\$ 2,639,038</u>

This bill pattern represents an estimated 91.5% of this agency's estimated total available funds for the biennium.

Number of Full-Time-Equivalents (FTE):	18.0	18.0
---	------	------

Schedule of Exempt Positions:

Chief Justice	\$156,500	\$156,500
Justice	(3) 154,000	(3) 154,000

SEVENTH COURT OF APPEALS DISTRICT, AMARILLO
(Continued)

Items of Appropriation:

A. Goal: APPELLATE COURT OPERATIONS		
A.1.1. Strategy: APPELLATE COURT OPERATIONS	\$ 1,777,916	\$ 1,777,917
A.1.2. Strategy: APPELLATE JUSTICE SALARIES	<u>737,144</u>	<u>737,144</u>
Appellate Justice Salaries. Estimated and Nontransferable.		
Total, Goal A: APPELLATE COURT OPERATIONS	\$ 2,515,060	\$ 2,515,061
B. Goal: SALARY ADJUSTMENTS		
B.1.1. Strategy: SALARY ADJUSTMENTS	<u>\$ 60,551</u>	<u>\$ 123,977</u>
Grand Total, SEVENTH COURT OF APPEALS DISTRICT, AMARILLO	<u>\$ 2,575,611</u>	<u>\$ 2,639,038</u>

Object-of-Expense Informational Listing:

Salaries and Wages	\$ 2,388,237	\$ 2,451,663
Other Personnel Costs	49,397	50,037
Consumable Supplies	10,000	10,000
Travel	27,054	27,054
Other Operating Expense	<u>100,923</u>	<u>100,284</u>
Total, Object-of-Expense Informational Listing	<u>\$ 2,575,611</u>	<u>\$ 2,639,038</u>

Estimated Allocations for Employee Benefits and Debt Service Appropriations Made Elsewhere in this Act:

<u>Employee Benefits</u>		
Retirement	\$ 146,960	\$ 153,750
Group Insurance	265,446	272,879
Social Security	162,039	167,842
Benefits Replacement	<u>1,249</u>	<u>998</u>
Total, Estimated Allocations for Employee Benefits and Debt Service Appropriations Made Elsewhere in this Act	<u>\$ 575,694</u>	<u>\$ 595,469</u>

1. Performance Measure Targets. The following is a listing of the key performance target levels for the Seventh Court of Appeals District, Amarillo. It is the intent of the Legislature that appropriations made by this Act be utilized in the most efficient and effective manner possible to achieve the intended mission of the Seventh Court of Appeals District, Amarillo. In order to achieve the objectives and service standards established by this Act, the Seventh Court of Appeals District, Amarillo shall make every effort to attain the following designated key performance target levels associated with each item of appropriation.

	<u>2024</u>	<u>2025</u>
A. Goal: APPELLATE COURT OPERATIONS		
Outcome (Results/Impact):		
Clearance Rate	100%	100%
Percentage of Cases Under Submission for Less Than One Year	100%	100%
Percentage of Cases Pending for Less Than Two Years	100%	100%

EIGHTH COURT OF APPEALS DISTRICT, EL PASO

	For the Years Ending	
	August 31, <u>2024</u>	August 31, <u>2025</u>
Method of Financing:		
General Revenue Fund	\$ 1,902,825	\$ 1,969,295
<u>Other Funds</u>		
Judicial Fund No. 573	\$ 92,450	\$ 92,450
Appropriated Receipts	<u>6,000</u>	<u>6,000</u>
Subtotal, Other Funds	<u>\$ 98,450</u>	<u>\$ 98,450</u>
Total, Method of Financing	<u>\$ 2,001,275</u>	<u>\$ 2,067,745</u>

EIGHTH COURT OF APPEALS DISTRICT, EL PASO
(Continued)

This bill pattern represents an estimated 91.5% of this agency's estimated total available funds for the biennium.

Number of Full-Time-Equivalents (FTE): 18.0 18.0

Schedule of Exempt Positions:

Chief Justice	\$156,500	\$156,500
Justice	(2) 154,000	(2) 154,000

Items of Appropriation:

A. Goal: APPELLATE COURT OPERATIONS		
A.1.1. Strategy: APPELLATE COURT OPERATIONS	\$ 1,420,932	\$ 1,420,931
A.1.2. Strategy: APPELLATE JUSTICE SALARIES	<u>516,312</u>	<u>516,312</u>
Appellate Justice Salaries. Estimated and Nontransferable.		
Total, Goal A: APPELLATE COURT OPERATIONS	\$ 1,937,244	\$ 1,937,243
B. Goal: SALARY ADJUSTMENTS		
B.1.1. Strategy: SALARY ADJUSTMENTS	<u>64,031</u>	<u>130,502</u>
Grand Total, EIGHTH COURT OF APPEALS DISTRICT, EL PASO	<u><u>2,001,275</u></u>	<u><u>2,067,745</u></u>

Object-of-Expense Informational Listing:

Salaries and Wages	\$ 1,876,881	\$ 1,943,352
Other Personnel Costs	38,732	34,148
Consumable Supplies	4,000	5,000
Utilities	2,000	2,000
Travel	4,000	4,000
Other Operating Expense	<u>75,662</u>	<u>79,245</u>

Total, Object-of-Expense Informational Listing \$ 2,001,275 \$ 2,067,745

Estimated Allocations for Employee Benefits and Debt Service Appropriations Made Elsewhere in this Act:

<u>Employee Benefits</u>		
Retirement	\$ 114,147	\$ 121,034
Group Insurance	269,773	278,247
Social Security	138,506	144,410
Benefits Replacement	<u>402</u>	<u>321</u>

Total, Estimated Allocations for Employee Benefits and Debt Service Appropriations Made Elsewhere in this Act \$ 522,828 \$ 544,012

1. Performance Measure Targets. The following is a listing of the key performance target levels for the Eighth Court of Appeals District, El Paso. It is the intent of the Legislature that appropriations made by this Act be utilized in the most efficient and effective manner possible to achieve the intended mission of the Eighth Court of Appeals District, El Paso. In order to achieve the objectives and service standards established by this Act, the Eighth Court of Appeals District, El Paso shall make every effort to attain the following designated key performance target levels associated with each item of appropriation.

	<u>2024</u>	<u>2025</u>
A. Goal: APPELLATE COURT OPERATIONS		
Outcome (Results/Impact):		
Clearance Rate	100%	100%
Percentage of Cases Under Submission for Less Than One Year	100%	100%
Percentage of Cases Pending for Less Than Two Years	100%	100%

NINTH COURT OF APPEALS DISTRICT, BEAUMONT

	For the Years Ending	
	August 31, 2024	August 31, 2025
Method of Financing:		
General Revenue Fund	\$ 2,433,677	\$ 2,506,633
<u>Other Funds</u>		
Judicial Fund No. 573	\$ 122,600	\$ 122,600
Appropriated Receipts	8,000	8,000
Subtotal, Other Funds	\$ 130,600	\$ 130,600
Total, Method of Financing	\$ 2,564,277	\$ 2,637,233
 This bill pattern represents an estimated 97.6% of this agency's estimated total available funds for the biennium.		
Number of Full-Time-Equivalents (FTE):	19.0	19.0
Schedule of Exempt Positions:		
Chief Justice	\$156,500	\$156,500
Justice	(3) 154,000	(3) 154,000
Items of Appropriation:		
A. Goal: APPELLATE COURT OPERATIONS		
A.1.1. Strategy: APPELLATE COURT OPERATIONS	\$ 1,796,826	\$ 1,796,826
A.1.2. Strategy: APPELLATE JUSTICE SALARIES	699,380	709,880
Appellate Justice Salaries. Estimated and Nontransferable.		
Total, Goal A: APPELLATE COURT OPERATIONS	\$ 2,496,206	\$ 2,506,706
B. Goal: SALARY ADJUSTMENTS		
B.1.1. Strategy: SALARY ADJUSTMENTS	\$ 68,071	\$ 130,527
Grand Total, NINTH COURT OF APPEALS DISTRICT, BEAUMONT	\$ 2,564,277	\$ 2,637,233
Object-of-Expense Informational Listing:		
Salaries and Wages	\$ 2,217,215	\$ 2,290,171
Other Personnel Costs	345,062	345,062
Other Operating Expense	2,000	2,000
Total, Object-of-Expense Informational Listing	\$ 2,564,277	\$ 2,637,233
Estimated Allocations for Employee Benefits and Debt Service Appropriations Made Elsewhere in this Act:		
<u>Employee Benefits</u>		
Retirement	\$ 144,421	\$ 151,108
Group Insurance	244,549	251,041
Social Security	167,864	173,646
Benefits Replacement	2,622	2,095
Total, Estimated Allocations for Employee Benefits and Debt Service Appropriations Made Elsewhere in this Act	\$ 559,456	\$ 577,890

1. **Performance Measure Targets.** The following is a listing of the key performance target levels for the Ninth Court of Appeals District, Beaumont. It is the intent of the Legislature that appropriations made by this Act be utilized in the most efficient and effective manner possible to achieve the intended mission of the Ninth Court of Appeals District, Beaumont. In order to achieve the objectives and service standards established by this Act, the Ninth Court of Appeals District, Beaumont shall make every effort to attain the following designated key performance target levels associated with each item of appropriation.

NINTH COURT OF APPEALS DISTRICT, BEAUMONT
(Continued)

	2024	2025
A. Goal: APPELLATE COURT OPERATIONS		
Outcome (Results/Impact):		
Clearance Rate	95%	95%
Percentage of Cases Under Submission for Less Than One Year	97%	97%
Percentage of Cases Pending for Less Than Two Years	97%	97%

TENTH COURT OF APPEALS DISTRICT, WACO

	For the Years Ending	
	August 31, 2024	August 31, 2025
Method of Financing:		
General Revenue Fund	\$ 1,963,811	\$ 2,016,365
<u>Other Funds</u>		
Judicial Fund No. 573	\$ 92,450	\$ 92,450
Appropriated Receipts	5,000	5,000
Subtotal, Other Funds	\$ 97,450	\$ 97,450
Total, Method of Financing	\$ 2,061,261	\$ 2,113,815

This bill pattern represents an estimated 93.6% of this agency's estimated total available funds for the biennium.

Number of Full-Time-Equivalents (FTE):	17.0	17.0
---	------	------

Schedule of Exempt Positions:		
Chief Justice	\$156,500	\$156,500
Justice	(2) 154,000	(2) 154,000

Items of Appropriation:		
A. Goal: APPELLATE COURT OPERATIONS		
A.1.1. Strategy: APPELLATE COURT OPERATIONS	\$ 1,419,930	\$ 1,419,931
A.1.2. Strategy: APPELLATE JUSTICE SALARIES	590,844	590,844
Appellate Justice Salaries. Estimated and Nontransferable.		
Total, Goal A: APPELLATE COURT OPERATIONS	\$ 2,010,774	\$ 2,010,775

B. Goal: SALARY ADJUSTMENTS		
B.1.1. Strategy: SALARY ADJUSTMENTS	\$ 50,487	\$ 103,040

Grand Total, TENTH COURT OF APPEALS DISTRICT, WACO	\$ 2,061,261	\$ 2,113,815
---	---------------------	---------------------

Object-of-Expense Informational Listing:		
Salaries and Wages	\$ 1,901,017	\$ 1,953,571
Other Personnel Costs	56,944	56,944
Professional Fees and Services	1,000	1,000
Consumable Supplies	6,000	6,000
Utilities	1,500	1,500
Travel	12,000	12,000
Rent - Machine and Other	800	800
Other Operating Expense	82,000	82,000
Total, Object-of-Expense Informational Listing	\$ 2,061,261	\$ 2,113,815

Estimated Allocations for Employee Benefits and Debt Service Appropriations Made Elsewhere in this Act:		
<u>Employee Benefits</u>		
Retirement	\$ 121,398	\$ 127,045
Group Insurance	234,286	240,191
Social Security	134,026	138,852

TENTH COURT OF APPEALS DISTRICT, WACO
(Continued)

Benefits Replacement	656	524
Total, Estimated Allocations for Employee Benefits and Debt Service Appropriations Made Elsewhere in this Act	\$ 490,366	\$ 506,612

1. Performance Measure Targets. The following is a listing of the key performance target levels for the Tenth Court of Appeals District, Waco. It is the intent of the Legislature that appropriations made by this Act be utilized in the most efficient and effective manner possible to achieve the intended mission of the Tenth Court of Appeals District, Waco. In order to achieve the objectives and service standards established by this Act, the Tenth Court of Appeals District, Waco shall make every effort to attain the following designated key performance target levels associated with each item of appropriation.

	2024	2025
A. Goal: APPELLATE COURT OPERATIONS		
Outcome (Results/Impact):		
Clearance Rate	100%	100%
Percentage of Cases Under Submission for Less Than One Year	100%	100%
Percentage of Cases Pending for Less Than Two Years	100%	100%

ELEVENTH COURT OF APPEALS DISTRICT, EASTLAND

	For the Years Ending	
	August 31, 2024	August 31, 2025
Method of Financing:		
General Revenue Fund	\$ 1,920,902	\$ 2,008,468
<u>Other Funds</u>		
Judicial Fund No. 573	\$ 92,450	\$ 92,450
Appropriated Receipts	8,000	8,000
Subtotal, Other Funds	\$ 100,450	\$ 100,450
Total, Method of Financing	\$ 2,021,352	\$ 2,108,918

This bill pattern represents an estimated 95.2% of this agency's estimated total available funds for the biennium.

Number of Full-Time-Equivalents (FTE): 17.5 17.5

Schedule of Exempt Positions:

Chief Justice	\$156,500	\$156,500
Justice	(2) 154,000	(2) 154,000

Items of Appropriation:

A. Goal: APPELLATE COURT OPERATIONS		
A.1.1. Strategy: APPELLATE COURT OPERATIONS	\$ 1,422,931	\$ 1,422,931
A.1.2. Strategy: APPELLATE JUSTICE SALARIES	526,600	547,822
Appellate Justice Salaries. Estimated and Nontransferable.		

Total, Goal A: APPELLATE COURT OPERATIONS \$ 1,949,531 \$ 1,970,753

B. Goal: SALARY ADJUSTMENTS

B.1.1. Strategy: SALARY ADJUSTMENTS \$ 71,821 \$ 138,165

Grand Total, ELEVENTH COURT OF APPEALS DISTRICT, EASTLAND \$ 2,021,352 \$ 2,108,918

Object-of-Expense Informational Listing:

Salaries and Wages	\$ 1,844,835	\$ 1,932,401
Other Personnel Costs	59,240	59,240
Consumable Supplies	7,473	7,473
Utilities	6,552	6,552
Rent - Machine and Other	1,024	1,024

ELEVENTH COURT OF APPEALS DISTRICT, EASTLAND
(Continued)

Other Operating Expense	102,228	102,228
Total, Object-of-Expense Informational Listing	\$ 2,021,352	\$ 2,108,918

Estimated Allocations for Employee Benefits and Debt Service Appropriations Made Elsewhere in this Act:

Employee Benefits

Retirement	\$ 118,985	\$ 125,903
Group Insurance	258,942	266,651
Social Security	133,087	138,945
Benefits Replacement	1,311	1,048

Total, Estimated Allocations for Employee Benefits and Debt Service Appropriations Made Elsewhere in this Act

	\$ 512,325	\$ 532,547
--	------------	------------

1. Performance Measure Targets. The following is a listing of the key performance target levels for the Eleventh Court of Appeals District, Eastland. It is the intent of the Legislature that appropriations made by this Act be utilized in the most efficient and effective manner possible to achieve the intended mission of the Eleventh Court of Appeals District, Eastland. In order to achieve the objectives and service standards established by this Act, the Eleventh Court of Appeals District, Eastland shall make every effort to attain the following designated key performance target levels associated with each item of appropriation.

	2024	2025
A. Goal: APPELLATE COURT OPERATIONS		
Outcome (Results/Impact):		
Clearance Rate	100%	100%
Percentage of Cases Under Submission for Less Than One Year	100%	100%
Percentage of Cases Pending for Less Than Two Years	100%	100%

TWELFTH COURT OF APPEALS DISTRICT, TYLER

	For the Years Ending	
	August 31, 2024	August 31, 2025
Method of Financing:		
General Revenue Fund	\$ 1,960,480	\$ 2,019,703
<u>Other Funds</u>		
Judicial Fund No. 573	\$ 92,450	\$ 92,450
Appropriated Receipts	4,000	4,000
Subtotal, Other Funds	\$ 96,450	\$ 96,450
Total, Method of Financing	\$ 2,056,930	\$ 2,116,153

This bill pattern represents an estimated 94.2% of this agency's estimated total available funds for the biennium.

Number of Full-Time-Equivalents (FTE): 15.0 15.0

Schedule of Exempt Positions:

Chief Justice	\$156,500	\$156,500
Justice	(2) 154,000	(2) 154,000

Items of Appropriation:

A. Goal: APPELLATE COURT OPERATIONS

A.1.1. Strategy: APPELLATE COURT OPERATIONS	\$ 1,418,931	\$ 1,418,931
A.1.2. Strategy: APPELLATE JUSTICE SALARIES	581,450	581,450
Appellate Justice Salaries. Estimated and Nontransferable.		

Total, Goal A: APPELLATE COURT OPERATIONS \$ 2,000,381 \$ 2,000,381

TWELFTH COURT OF APPEALS DISTRICT, TYLER
(Continued)

B. Goal: SALARY ADJUSTMENTS

B.1.1. Strategy: SALARY ADJUSTMENTS \$ 56,549 \$ 115,772

Grand Total, TWELFTH COURT OF APPEALS DISTRICT, TYLER \$ 2,056,930 \$ 2,116,153

Object-of-Expense Informational Listing:

Salaries and Wages	\$ 1,958,628	\$ 2,017,832
Other Personnel Costs	45,998	45,998
Consumable Supplies	5,000	5,000
Utilities	4,500	4,500
Travel	1,500	1,500
Rent - Machine and Other	4,544	4,544
Other Operating Expense	<u>36,760</u>	<u>36,779</u>

Total, Object-of-Expense Informational Listing \$ 2,056,930 \$ 2,116,153

Estimated Allocations for Employee Benefits and Debt Service Appropriations Made Elsewhere in this Act:

Employee Benefits

Retirement	\$ 134,183	\$ 140,552
Group Insurance	214,353	219,637
Social Security	<u>139,819</u>	<u>145,193</u>

Total, Estimated Allocations for Employee Benefits and Debt Service Appropriations Made Elsewhere in this Act \$ 488,355 \$ 505,382

1. Performance Measure Targets. The following is a listing of the key performance target levels for the Twelfth Court of Appeals District, Tyler. It is the intent of the Legislature that appropriations made by this Act be utilized in the most efficient and effective manner possible to achieve the intended mission of the Twelfth Court of Appeals District, Tyler. In order to achieve the objectives and service standards established by this Act, the Twelfth Court of Appeals District, Tyler shall make every effort to attain the following designated key performance target levels associated with each item of appropriation.

	2024	2025
A. Goal: APPELLATE COURT OPERATIONS		
Outcome (Results/Impact):		
Clearance Rate	100%	100%
Percentage of Cases Under Submission for Less Than One Year	100%	100%
Percentage of Cases Pending for Less Than Two Years	100%	100%

THIRTEENTH COURT OF APPEALS DISTRICT, CORPUS CHRISTI-EDINBURG

	For the Years Ending	
	August 31, 2024	August 31, 2025
Method of Financing:		
General Revenue Fund	\$ 3,721,145	\$ 3,831,326
<u>Other Funds</u>		
Judicial Fund No. 573	\$ 182,900	\$ 182,900
Appropriated Receipts	10,594	10,594
Interagency Contracts	<u>36,000</u>	<u>36,000</u>
Subtotal, Other Funds	\$ <u>229,494</u>	\$ <u>229,494</u>
Total, Method of Financing	\$ <u>3,950,639</u>	\$ <u>4,060,820</u>

This bill pattern represents an estimated 99% of this agency's estimated total available funds for the biennium.

Number of Full-Time-Equivalents (FTE): 32.0 32.0

Schedule of Exempt Positions:

Chief Justice	\$156,500	\$156,500
Justice	(5) 154,000	(5) 154,000

THIRTEENTH COURT OF APPEALS DISTRICT, CORPUS CHRISTI-EDINBURG
(Continued)

Items of Appropriation:

A. Goal: APPELLATE COURT OPERATIONS		
A.1.1. Strategy: APPELLATE COURT OPERATIONS	\$ 2,742,399	\$ 2,742,398
A.1.2. Strategy: APPELLATE JUSTICE SALARIES	<u>1,101,046</u>	<u>1,101,046</u>
Appellate Justice Salaries. Estimated and Nontransferable.		
Total, Goal A: APPELLATE COURT OPERATIONS	\$ 3,843,445	\$ 3,843,444
B. Goal: SALARY ADJUSTMENTS		
B.1.1. Strategy: SALARY ADJUSTMENTS	<u>\$ 107,194</u>	<u>\$ 217,376</u>
Grand Total, THIRTEENTH COURT OF APPEALS DISTRICT, CORPUS CHRISTI-EDINBURG	<u>\$ 3,950,639</u>	<u>\$ 4,060,820</u>

Object-of-Expense Informational Listing:

Salaries and Wages	\$ 3,694,195	\$ 3,804,377
Other Personnel Costs	184,143	184,142
Consumable Supplies	3,800	3,800
Utilities	2,100	2,100
Travel	6,000	6,000
Rent - Machine and Other	401	401
Other Operating Expense	<u>60,000</u>	<u>60,000</u>
Total, Object-of-Expense Informational Listing	<u>\$ 3,950,639</u>	<u>\$ 4,060,820</u>

Estimated Allocations for Employee Benefits and Debt Service Appropriations Made Elsewhere in this Act:

Employee Benefits

Retirement	\$ 249,802	\$ 261,534
Group Insurance	432,379	442,595
Social Security	272,586	282,584
Benefits Replacement	<u>1,311</u>	<u>1,048</u>

Total, Estimated Allocations for Employee Benefits and Debt Service Appropriations Made Elsewhere in this Act

<u>\$ 956,078</u>	<u>\$ 987,761</u>
-------------------	-------------------

1. Performance Measure Targets. The following is a listing of the key performance target levels for the Thirteenth Court of Appeals District, Corpus Christi-Edinburg. It is the intent of the Legislature that appropriations made by this Act be utilized in the most efficient and effective manner possible to achieve the intended mission of the Thirteenth Court of Appeals District, Corpus Christi-Edinburg. In order to achieve the objectives and service standards established by this Act, the Thirteenth Court of Appeals District, Corpus Christi-Edinburg shall make every effort to attain the following designated key performance target levels associated with each item of appropriation.

	<u>2024</u>	<u>2025</u>
A. Goal: APPELLATE COURT OPERATIONS		
Outcome (Results/Impact):		
Clearance Rate	95%	95%
Percentage of Cases Under Submission for Less Than One Year	95%	95%
Percentage of Cases Pending for Less Than Two Years	95%	95%

FOURTEENTH COURT OF APPEALS DISTRICT, HOUSTON

	For the Years Ending	
	August 31, <u>2024</u>	August 31, <u>2025</u>
Method of Financing:		
General Revenue Fund	\$ 5,459,217	\$ 5,627,049
<u>Other Funds</u>		
Judicial Fund No. 573	\$ 273,350	\$ 273,350
Appropriated Receipts	11,539	11,539

FOURTEENTH COURT OF APPEALS DISTRICT, HOUSTON
(Continued)

Interagency Contracts	167,004	167,004
Subtotal, Other Funds	\$ 451,893	\$ 451,893
Total, Method of Financing	\$ 5,911,110	\$ 6,078,942

This bill pattern represents an estimated 92.5% of this agency's estimated total available funds for the biennium.

Number of Full-Time-Equivalents (FTE): 44.0 44.0

Schedule of Exempt Positions:

Chief Justice	\$156,500	\$156,500
Justice	(8) 154,000	(8) 154,000

Items of Appropriation:

A. Goal: APPELLATE COURT OPERATIONS

A.1.1. Strategy: APPELLATE COURT OPERATIONS	\$ 4,151,246	\$ 4,151,246
A.1.2. Strategy: APPELLATE JUSTICE SALARIES	1,608,375	1,617,449
Appellate Justice Salaries. Estimated and Nontransferable.		

Total, Goal A: APPELLATE COURT OPERATIONS \$ 5,759,621 \$ 5,768,695

B. Goal: SALARY ADJUSTMENTS

B.1.1. Strategy: SALARY ADJUSTMENTS \$ 151,489 \$ 310,247

Grand Total, FOURTEENTH COURT OF APPEALS DISTRICT, HOUSTON \$ 5,911,110 \$ 6,078,942

Object-of-Expense Informational Listing:

Salaries and Wages	\$ 5,369,327	\$ 5,537,069
Other Personnel Costs	238,520	238,610
Professional Fees and Services	1,248	1,248
Consumable Supplies	1,200	1,200
Utilities	3,200	3,200
Travel	500	500
Rent - Building	39,960	39,960
Rent - Machine and Other	500	500
Other Operating Expense	256,655	256,655

Total, Object-of-Expense Informational Listing \$ 5,911,110 \$ 6,078,942

Estimated Allocations for Employee Benefits and Debt Service Appropriations Made Elsewhere in this Act:

Employee Benefits

Retirement	\$ 370,626	\$ 387,758
Group Insurance	513,643	525,373
Social Security	407,073	421,705
Benefits Replacement	1,967	1,572

Total, Estimated Allocations for Employee Benefits and Debt Service Appropriations Made Elsewhere in this Act \$ 1,293,309 \$ 1,336,408

1. Performance Measure Targets. The following is a listing of the key performance target levels for the Fourteenth Court of Appeals District, Houston. It is the intent of the Legislature that appropriations made by this Act be utilized in the most efficient and effective manner possible to achieve the intended mission of the Fourteenth Court of Appeals District, Houston. In order to achieve the objectives and service standards established by this Act, the Fourteenth Court of Appeals District, Houston shall make every effort to attain the following designated key performance target levels associated with each item of appropriation.

	2024	2025
A. Goal: APPELLATE COURT OPERATIONS		
Outcome (Results/Impact):		
Clearance Rate	100%	100%
Percentage of Cases Under Submission for Less Than One Year	100%	100%
Percentage of Cases Pending for Less Than Two Years	100%	100%

FIFTEENTH COURT OF APPEALS DISTRICT, AUSTIN¹

	For the Years Ending	
	August 31, 2024	August 31, 2025
Method of Financing:		
General Revenue Fund	\$ 0	\$ 2,327,569
Total, Method of Financing	\$ 0	\$ 2,327,569

This bill pattern represents an estimated 100% of this agency's estimated total available funds for the biennium.

Number of Full-Time-Equivalents (FTE): 0.0 17.0

Schedule of Exempt Positions:

Chief Justice	\$0	\$156,500
Justice	0	(2) 154,000

Items of Appropriation:

A. Goal: APPELLATE COURT OPERATIONS		
A.1.1. Strategy: APPELLATE COURT OPERATIONS	\$ 0	\$ 1,856,101
A.1.2. Strategy: APPELLATE JUSTICE SALARIES	0	471,468
Appellate Justice Salaries. Estimated And Nontransferable.		
Total, Goal A: APPELLATE COURT OPERATIONS	\$ 0	\$ 2,327,569
Grand Total, FIFTEENTH COURT OF APPEALS DISTRICT, AUSTIN	\$ 0	\$ 2,327,569

Object-of-Expense Informational Listing:

Salaries and Wages	\$ 0	\$ 1,625,917
Other Personnel Costs	0	122,809
Other Operating Expense	0	578,843
Total, Object-of-Expense Informational Listing	\$ 0	\$ 2,327,569

Estimated Allocations for Employee Benefits and Debt Service Appropriations Made Elsewhere in this Act:

<u>Employee Benefits</u>		
Retirement	\$ 0	\$ 154,462
Group Insurance	0	214,296
Social Security	0	124,383
Total, Estimated Allocations for Employee Benefits and Debt Service Appropriations Made Elsewhere in this Act	\$ 0	\$ 493,141

1. Performance Measure Targets. The following is a listing of the key performance target levels for the Fifteenth Court of Appeals District, Austin. It is the intent of the Legislature that appropriations made by this Act be utilized in the most efficient and effective manner possible to achieve the intended mission of the Fifteenth Court of Appeals District, Austin. In order to achieve the objectives and service standards established by this Act, the Fifteenth Court of Appeals District, Austin shall make every effort to attain the following designated key performance target levels associated with each item of appropriation.

	<u>2024</u>	<u>2025</u>
A. Goal: APPELLATE COURT OPERATIONS		
A.1.1. Strategy: APPELLATE COURT OPERATIONS		
Efficiencies:		
Clearance Rate	0%	100%
Percentage of Cases Under Submission for Less Than One Year	0%	100%
Percentage of Cases Under Submission for Less Than Two Years	0%	100%

¹ Incorporates the enactment of Senate Bill 1045, 88th Legislature, Regular Session, relating to creation of the Fifteenth Court of Appeals, resulting in increases of \$0 in FY 2024 and \$2,327,569 in FY 2025 out of the General Revenue Fund and 17.0 FTEs in FY2025 of the biennium. Performance measures are adjusted accordingly.

OFFICE OF COURT ADMINISTRATION, TEXAS JUDICIAL COUNCIL

	For the Years Ending	
	August 31, 2024	August 31, 2025
Method of Financing:		
General Revenue Fund ^{1, 4, 6}	\$ 98,179,747	\$ 57,081,308
<u>General Revenue Fund - Dedicated</u>		
Fair Defense Account No. 5073	\$ 37,774,728	\$ 37,271,550
Statewide Electronic Filing System Account No 5157	26,268,892	26,273,613
Texas Forensic Science Commission Account No. 5173	<u>329,904</u>	<u>331,097</u>
Subtotal, General Revenue Fund - Dedicated	\$ 64,373,524	\$ 63,876,260
<u>Other Funds</u>		
Appropriated Receipts	\$ 143,447	\$ 143,447
Interagency Contracts	<u>6,566,920</u>	<u>6,563,354</u>
Subtotal, Other Funds	\$ 6,710,367	\$ 6,706,801
Total, Method of Financing	<u>\$ 169,263,638</u>	<u>\$ 127,664,369</u>
Other Direct and Indirect Costs Appropriated Elsewhere in this Act	\$ 177,580	\$ 178,048
This bill pattern represents an estimated 100% of this agency's estimated total available funds for the biennium.		
Number of Full-Time-Equivalents (FTE):^{4, 6}	371.7	354.7
Schedule of Exempt Positions:		
Administrative Director, Group 7	\$211,500	\$211,500
Associate Judge	(73) 126,000	(73) 126,000
Items of Appropriation:		
A. Goal: PROCESSES AND INFORMATION		
Improve Processes and Report Information.		
A.1.1. Strategy: COURT ADMINISTRATION^{4, 6}	\$ 12,700,512	\$ 8,874,052
A.1.2. Strategy: INFORMATION TECHNOLOGY⁴	40,725,967	33,966,533
A.1.3. Strategy: TEXAS FORENSIC SCIENCE COMMISSION	<u>882,667</u>	<u>882,667</u>
Total, Goal A: PROCESSES AND INFORMATION	\$ 54,309,146	\$ 43,723,252
B. Goal: ADMINISTER CHILDREN'S COURTS		
Complete Children's Court Program Cases.		
B.1.1. Strategy: CHILD SUPPORT COURTS PROGRAM⁵	\$ 3,331,393	\$ 3,064,393
B.1.2. Strategy: CHILD PROTECTION COURTS PROGRAM⁵	2,771,681	2,738,682
B.1.3. Strategy: CSC ASSOCIATE JUDGE SALARIES⁵	5,499,270	5,499,270
Child Support Ct Assoc Judge Salaries. Estimated And Nontransferable.		
B.1.4. Strategy: CPC ASSOCIATE JUDGE SALARIES⁵	<u>3,836,700</u>	<u>3,836,700</u>
Child Protect Ct Assoc Judge Salaries. Estimated And Nontransferable.		
Total, Goal B: ADMINISTER CHILDREN'S COURTS	\$ 15,439,044	\$ 15,139,045
C. Goal: CERTIFICATION AND COMPLIANCE		
C.1.1. Strategy: JUDICIAL BRANCH CERTIFICATION COMM	\$ 641,536	\$ 641,536
Judicial Branch Certification Commission.		
D. Goal: INDIGENT DEFENSE		
Improve Indigent Defense Practices and Procedures.		
D.1.1. Strategy: TX INDIGENT DEFENSE COMM	\$ 92,619,857	\$ 62,344,223
Improve Indigent Defense Practices and Procedures.		
E. Goal: SALARY ADJUSTMENTS		
E.1.1. Strategy: SALARY ADJUSTMENTS	\$ 756,001	\$ 1,524,919

OFFICE OF COURT ADMINISTRATION, TEXAS JUDICIAL COUNCIL
(Continued)

F. Goal: ADMINISTER BUSINESS COURT
F.1.1. Strategy: ADMINISTER BUSINESS COURT¹ \$ 5,498,054 \$ 4,291,394
 Administer Business Court, Non-Transferable.

Grand Total, OFFICE OF COURT ADMINISTRATION,
TEXAS JUDICIAL COUNCIL \$ 169,263,638 \$ 127,664,369

Object-of-Expense Informational Listing:

Salaries and Wages	\$ 33,983,469	\$ 30,947,131
Other Personnel Costs	1,047,448	746,571
Professional Fees and Services	2,374,232	5,858,595
Consumable Supplies	104,876	105,876
Utilities	96,816	151,195
Travel	824,353	774,353
Rent - Building	65,843	65,843
Rent - Machine and Other	23,000	23,000
Other Operating Expense	40,953,086	29,327,596
Grants	<u>89,790,515</u>	<u>59,664,209</u>

Total, Object-of-Expense Informational Listing \$ 169,263,638 \$ 127,664,369

Estimated Allocations for Employee Benefits and Debt Service Appropriations Made Elsewhere in this Act:

Employee Benefits

Retirement	\$ 2,423,572	\$ 2,517,545
Group Insurance	3,349,073	3,423,409
Social Security	1,965,261	2,041,039
Benefits Replacement	<u>14,393</u>	<u>11,500</u>

Total, Estimated Allocations for Employee Benefits and Debt Service Appropriations Made Elsewhere in this Act \$ 7,752,299 \$ 7,993,493

1. Performance Measure Targets. The following is a listing of the key performance target levels for the Office of Court Administration, Texas Judicial Council. It is the intent of the Legislature that appropriations made by this Act be utilized in the most efficient and effective manner possible to achieve the intended mission of the Office of Court Administration, Texas Judicial Council. In order to achieve the objectives and service standards established by this Act, the Office of Court Administration, Texas Judicial Council shall make every effort to attain the following designated key performance target levels associated with each item of appropriation.

	<u>2024</u>	<u>2025</u>
A. Goal: PROCESSES AND INFORMATION		
A.1.1. Strategy: COURT ADMINISTRATION		
Output (Volume):		
Number of New Monthly Court Activity Reports Processed	121,000	121,000
B. Goal: ADMINISTER CHILDREN'S COURTS		
Outcome (Results/Impact):		
Child Support Courts Case Disposition Rate	100%	100%
B.1.2. Strategy: CHILD PROTECTION COURTS PROGRAM		
Output (Volume):		
Number of Children Who Have Received a Final Order	8,360	8,536
C. Goal: CERTIFICATION AND COMPLIANCE		
Outcome (Results/Impact):		
Percentage of Licensees with No Recent Violations	99.65%	99.65%
C.1.1. Strategy: JUDICIAL BRANCH CERTIFICATION COMM		
Output (Volume):		
Number of New Licenses Issued	829	829
Number of Licenses Renewed	2,848	2,848
D. Goal: INDIGENT DEFENSE		
D.1.1. Strategy: TX INDIGENT DEFENSE COMM		
Output (Volume):		
Number of Site Visits, Trainings, and Reports Issued	100	100
Percentage of Counties Receiving State Funds for Indigent Defense	98%	98%

OFFICE OF COURT ADMINISTRATION, TEXAS JUDICIAL COUNCIL
(Continued)

2. Capital Budget. None of the funds appropriated above may be expended for capital budget items except as listed below. The amounts shown below shall be expended only for the purposes shown and are not available for expenditure for other purposes. Amounts appropriated above and identified in this provision as appropriations either for "Lease Payments to the Master Lease Purchase Program" or for items with an "(MLPP)" notation shall be expended only for the purpose of making lease-purchase payments to the Texas Public Finance Authority pursuant to the provisions of Government Code Section 1232.103.

	2024	2025
a. Acquisition of Information Resource Technologies		
(1) Acquisition of Computer Hardware and Software	\$ 421,428	\$ 418,928
(2) Replace Legacy System - Case Level Data	4,000,000	2,000,000
(3) Computer Equipment for the IV-D courts	261,825	88,726
Total, Acquisition of Information Resource Technologies	\$ 4,683,253	\$ 2,507,654
b. Cybersecurity		
(1) Network Refresh	\$ 2,181,516	\$ 0
Total, Capital Budget	\$ 6,864,769	\$ 2,507,654
Method of Financing (Capital Budget):		
General Revenue Fund	\$ 6,864,769	\$ 2,507,654
Total, Method of Financing	\$ 6,864,769	\$ 2,507,654

3. Information Services and Technology Equipment. Out of funds appropriated above in Strategy A.1.2, Information Technology, the Office of Court Administration shall provide:

- (a) information services for the Trial Courts; and
- (b) staff and information technology equipment and services for the Judicial Committee on Information Technology, the appellate courts, State Law Library, Office of the State Prosecuting Attorney, State Commission on Judicial Conduct, and the Office of Capital and Forensic Writs.

4. Reporting Requirements.

- (a) **District Court Performance Measures.** Out of funds appropriated above, the Office of Court Administration shall report data for the district courts on a countywide basis. The data shall measure countywide clearance rates for criminal, civil, and juvenile cases and measure the age of cases disposed and the backlog index for criminal and civil cases. Further, the Office of Court Administration shall revise its reporting system for the trial courts as necessary to simplify reporting, improve data collection and compliance, and streamline its annual report of the Texas judicial system.
- (b) **Appellate Court Performance Data.** Out of funds appropriated above, the Office of Court Administration shall continue to study whether the statistical data currently reported for appellate court performance measures is presented in a clear, understandable format and determine what, if any, additional data should be collected. Performance measures for the appellate courts shall be used for caseload management by each court in accordance with uniform data reporting standards approved by the courts of appeals.

5. Texas Indigent Defense Commission (TIDC).

- (a) **Consolidated Fees on Conviction.** Amounts appropriated above from the General Revenue-Dedicated Fair Defense Account No. 5073 in Strategy D.1.1, Texas Indigent Defense Commission, include court costs pursuant to Local Government Code, Chapter 133, Subchapter C, Criminal Fees.
- (b) **Grants to Counties.** Also, out of the amounts appropriated above in Strategy D.1.1, TIDC shall make grants to counties from the General Revenue-Dedicated Fair Defense Account No. 5073 in accordance with all uses authorized by Government Code, Chapter 79, with

OFFICE OF COURT ADMINISTRATION, TEXAS JUDICIAL COUNCIL
(Continued)

funds being disbursed by the Comptroller. Of this amount, \$2,566,528 in fiscal year 2024 and \$2,474,370 in fiscal year 2025 shall be distributed to counties that implement cost containment initiatives designed to limit local indigent defense cost increases. No portion of the appropriation governed by this subsection shall be used to offset the Office of Court Administration's administrative support provided to the TIDC except by mutual agreement of the TIDC and the Office of Court Administration.

- (c) **TIDC County Cost Reduction Report.** TIDC shall submit a report to the Legislature no later than December 1, 2024, detailing the effectiveness of various cost containment measures implemented by counties and proposing additional measures to reduce county operating costs with respect to indigent defense.
- (d) **Innocence Projects.** Out of amounts appropriated above in Strategy D.1.1, Texas Indigent Defense Commission, \$600,000 in each year of the biennium from the General Revenue-Dedicated Fair Defense Account No. 5073 shall be used by the Commission to contract with law schools at the University of Houston, the University of Texas, Texas Tech University, Texas Southern University, University of North Texas and Texas A&M University to support innocence project screening, investigation, and litigation activities regarding claims of actual innocence in non-capital cases in Texas and associated expenses necessary to conduct those activities. Funding shall be used to provide direct assistance to investigate actual innocence cases post-conviction and to pursue relief for defendants with credible claims of actual innocence, and shall not be used for legal clinic expenses, teaching, and student supervision. The amount of each contract with each university shall be \$100,000. Any unobligated and unexpended balances remaining from the \$600,000 in funds designated for innocence projects as of August 31, 2024, are appropriated to Strategy D.1.1, Texas Indigent Defense Commission, for the same purpose for the fiscal year beginning September 1, 2024.
- (e) **Indigent Defense with Mental Illness.** Out of the amounts appropriated above in Strategy D.1.1, Texas Indigent Defense Commission, \$2,500,000 in General Revenue-Dedicated Fair Defense Account No. 5073 each fiscal year shall be used to provide funding to public defender offices and managed assigned counsel programs for the early identification and specialized representation of indigent defendants with a mental illness. The Commission shall use the funds to provide grants to public defender offices and managed assigned counsel programs to expand the capacity of existing mental health defender programs, to establish mental health defender programs in counties currently without these programs, and/or to sustain effective mental health defender programs.

- 6. Appropriations Limited to Revenue Collections.** Fees, fines and other miscellaneous revenues as authorized and generated by the operation of the Judicial Branch Certification Commission pursuant to Government Code, Chapter 152 shall cover, at a minimum, the cost of the appropriations made above in Strategy C.1.1, Judicial Branch Certification Commission, as well as the amount identified above in the informational item "Other Direct and Indirect Costs Appropriated Elsewhere in this Act". "Other direct and indirect costs" for the Judicial Branch Certification Commission are estimated to be \$177,580 in fiscal year 2024 and \$178,048 in fiscal year 2025.

In the event that actual and/or projected revenue collections are insufficient to offset the costs identified by this provision, the Legislative Budget Board may direct that the Comptroller of Public Accounts reduce the appropriation authority provided above to be within the amount of revenue expected to be available.

- 7. Mileage Reimbursement for Children's Courts Staff.** Children's court staff who travel regularly to hear case dockets may be reimbursed for mileage at the state-approved rate when they travel for official state business in a personal vehicle. These staff are also exempt from the requirement to complete a comparison worksheet showing that mileage reimbursement for travel in a personal vehicle is more cost-effective than the use of a rental car.
- 8. Forensic Science Commission Operating Account.** Amounts appropriated above in Strategy A.1.3, Texas Forensic Science Commission, include an estimated \$328,730 in fiscal year 2024 and \$328,730 in fiscal year 2025 in General Revenue-Dedicated Forensic Science Commission Operating Account No. 5173. In addition, all balances and revenues deposited into the General Revenue-Dedicated Forensic Science Commission Operating Account No. 5173 are appropriated to the Office of Court Administration in Strategy A.1.3, Texas Forensic Science Commission, each year for the administration and operation of the Forensic Science Commission.

OFFICE OF COURT ADMINISTRATION, TEXAS JUDICIAL COUNCIL
(Continued)

9. Statewide eFiling System Account Estimated Appropriation.

- (a) Amounts appropriated above in Strategy A.1.2, Information Technology, include \$26,264,251 in fiscal year 2024 and \$26,264,251 in fiscal year 2025 in General Revenue-Dedicated Statewide Electronic Filing System Account No. 5157 funding. In addition to the amounts appropriated above, all balances and amounts deposited into the General Revenue-Dedicated Statewide Electronic Filing System Account No. 5157 (estimated to be \$0 in each fiscal year) are appropriated to the Office of Court Administration in Strategy A.1.2, Information Technology.
- (b) Office of Court Administration shall prioritize expenditures from the General Revenue-Dedicated Statewide Electronic Filing System Account No. 5157 for vendor contract payments to support the maintenance of the statewide electronic filing system.

10. Contingency for Behavioral Health Funds. Notwithstanding appropriation authority granted above, the Comptroller of Public Accounts shall not allow the expenditure of General Revenue-Related behavioral health funds for the Office of Court Administration in Strategy D.1.1, Texas Indigent Defense Commission, in fiscal year 2024 or fiscal year 2025, as identified in Art. IX, Section 10.04, Statewide Behavioral Health Strategic Plan and Coordinated Expenditures, if the Legislative Budget Board provides notification to the Comptroller of Public Accounts that the agency's planned expenditure of those funds in fiscal year 2024 or fiscal year 2025 does not satisfy the requirements of Art. IX, §10.04, Statewide Behavioral Health Strategic Plan and Coordinated Expenditures.

11. Protective Order Enforcement Study. Out of funds appropriated above, the Office of Court Administration shall study different mechanisms of protective order enforcement used in a representative selection of Texas counties and identify best practices for a statewide model of effective, efficient protective order enforcement.

The Office of Court Administration shall report the findings of the study to the permanent committees in the House of Representatives and the Senate with jurisdiction over criminal justice and public safety by September 1, 2024.

12. Indigent Defense with Mental Illness Pilot Project. Out of the amounts appropriated above in Strategy D.1.1, Texas Indigent Defense Commission, the Texas Indigent Defense Commission shall provide funding for a pilot project for the early identification and specialized representation of indigent defendants with mental illness. The Commission shall provide grants to counties to expand the capacity of existing mental health defender programs and to establish mental health defender programs in counties currently without these programs. It is the intent of the legislature that for the pilot project the Commission shall provide grants to geographically diverse counties each with a population of more than 800,000 at the time of the 2010 decennial United States census.

13. Costs for Court Text Reminder Program. Amounts appropriated above to the Office of Court Administration from General Revenue in Strategy A.1.2, Information Technology, include \$2,200,000 in fiscal year 2024 for developing and maintaining the court text reminder program established by House Bill 4293, Eighty-Seventh Legislature, Regular Session, 2021.

14. Guardianship Associate Judges. Amounts appropriated above to the Office of Court Administration from General Revenue in Strategy A.1.1, Court Administration, include \$351,788 in fiscal year 2024 and \$343,640 in fiscal year 2025 for establishing a pilot program for a state-funded specialty guardianship court as authorized by House Bill 79, Eighty-seventh Legislature, Regular Session, 2021.

The Office of Court Administration shall report the results of using state funds for this purpose to the Senate Finance Committee and House Appropriations Committee by August 31, 2025.

15. District and County Court Personnel Workload Analysis. Included in the amounts appropriated above in Strategy A.1.1, Court Administration, is \$200,000 in General Revenue in fiscal year 2024 for the Office of Court Administration to conduct a study of the court personnel workload of the district and statutory county courts in this state. Such a study may be contracted through a third-party, and must utilize a weighted caseload considering the nature and complexity of the cases heard. No later than January 1, 2025, the Office of Court Administration shall provide the report to the Governor, Legislative Budget Board, and the chairs of the standing committees of

OFFICE OF COURT ADMINISTRATION, TEXAS JUDICIAL COUNCIL
(Continued)

the Senate and House of Representatives with jurisdiction over the Judicial System. At a minimum, the report must include information relating to the following:

- (a) the number of full-time equivalent court personnel working in the county in the preceding fiscal year; and
- (b) the estimated number of full-time equivalent court personnel needed in the county based on the most recent weighted caseload study.

16. Lump Sum Annual Leave Payout. Amounts appropriated above in General Revenue include \$267,000 in Strategy B.1.1, Child Support Courts Program, and \$33,000 in Strategy B.1.2, Child Protection Courts Program, that may only be used during the biennium to pay for retirement payouts due at the time of agency employees' retirement. Any part of the appropriation made for retirement payouts due at the time of agency employees' retirement that are not necessary for that purpose shall be lapsed by the agency at the end of the biennium.

17. Contingency for Senate Bill 1318.⁴ ~~Amounts appropriated above in Strategy A.1.1, Court Administration, include \$106,688 in fiscal year 2024 and \$99,536 in fiscal year 2025 in General Revenue, in Strategy A.1.2, Information Technology, \$2,600,000 in fiscal year 2024 in General Revenue, and 1.0 FTE each fiscal year of the 2024-25 biennium for the purposes of implementing the provisions of Senate Bill 1318, or similar legislation, relating to the release of defendants on bail, the duties of a magistrate in certain criminal proceedings, and the appointment of certain criminal law hearing officers; creating a criminal offense, contingent upon the enactment of the legislation.~~

18. Contingency for SB 27.^{1, 2, 3} Amounts appropriated above in Strategy F.1.1, Administer Business Court, include \$5,498,054 in fiscal year 2024 and \$4,291,394 in fiscal year 2025 in General Revenue and 43.0 FTEs each fiscal year of the 2024-25 biennium for the purposes of implementing the provisions of Senate Bill 27, or similar legislation, relating to the creation of a specialty trial court to hear certain cases; authorizing fees, contingent upon the enactment of the legislation.

19. Public Defender Offices in Rural Areas. Amounts appropriated above in Strategy D.1.1, Texas Indigent Defense Commission, from General Revenue include \$5,000,000 in the 2024-25 biennium that may only be used for the purpose of conducting an assessment of public defender services and resources in rural areas and providing new public defender services and resources in those areas.

¹ Incorporates Article IX, Section 18.06, of this Act, due to enactment of House Bill 19, 88th Legislature, Regular Session, relating to the creation of a specialty trial court to hear certain cases, resulting in an increase of \$1,345,612 in FY 2024 and \$510,042 in FY 2025 out of General Revenue.

² Modified to reflect technical correction to include amounts incorporated from Art IX, Section 18.06, of the Act, in the rider text increasing amounts from General Revenue in FY 2024 from \$4,152,442 to \$5,498,054 and in FY 2025 from \$3,781,352 to \$4,291,394.

³ SB 27, 88th Legislature, Regular Session, was not enacted. See HB 19, 88th legislature, Regular Session, which was enacted.

⁴ SB 1318, 88th Legislature, Regular Session, was not enacted, resulting in decreases of \$106,688 in FY 2024 and \$99,536 in FY 2025, in Strategy A.1.1, Court Administration, and \$2,600,000 in Strategy A.1.2, Information Technology, in FY 2024 out of General Revenue, and decreases of 1.0 FTEs in FY 2024 and 1.0 FTEs in FY 2025.

⁵ Modified to reflect technical correction. Incorporates enactment of HB 3474, 88th Legislature, Regular Session, relating to the operation and administration of and practices and procedures regarding proceedings in the judicial branch of state government, including the service of process and delivery of documents related to the proceedings, the administration of oaths, and the management of the Texas Indigent Defense Commission, and the composition of certain juvenile boards; establishing a civil penalty; increasing certain court costs; authorizing fees, resulting in a reallocation of \$1,869,752 in General Revenue and \$3,629,518 in Interagency Contract Funds and 43.0 FTEs each fiscal year of the biennium from Strategy B.1.2, Child Protection Courts Program, to added Strategy B.1.3, Child Support Court Associate Judge Salaries, and a reallocation of \$3,836,700 in General Revenue and 30.0 FTEs each fiscal year of the biennium from Strategy B.1.1, Child Support Courts Program, to added Strategy B.1.4, Child Protection Court Associate Judge Salaries.

⁶ Incorporates Special Provisions - Judiciary, Sec. 10, of this Act, due to the enactment of SB 1045, 88th Legislature, Regular Session, relating to the creation of the Fifteenth Court of Appeals with jurisdiction over certain civil cases, the compensation of the justices of that court, and the jurisdiction of the courts of appeals in this state, resulting in an increase of \$2,397,807 out of General Revenue and 17.0 FTEs in FY 2024.

OFFICE OF CAPITAL AND FORENSIC WRITS

	For the Years Ending	
	August 31, 2024	August 31, 2025
Method of Financing:		
General Revenue Fund	\$ 131,433	\$ 0
GR Dedicated - Fair Defense Account No. 5073	\$ 3,187,815	\$ 3,163,719
Total, Method of Financing	<u>\$ 3,319,248</u>	<u>\$ 3,163,719</u>
This bill pattern represents an estimated 100% of this agency's estimated total available funds for the biennium.		
Number of Full-Time-Equivalents (FTE):	24.5	24.5
Schedule of Exempt Positions:		
Executive Director, Group 5 ¹	\$185,000	\$185,000
Items of Appropriation:		
A. Goal: POST-CONVICTION REPRESENTATION		
A.1.1. Strategy: CAPITAL REPRESENTATION	\$ 2,823,907	\$ 2,601,652
Post-Conviction Capital Representation.		
A.1.2. Strategy: NON-CAPITAL REPRESENTATION	407,350	381,787
Post-Conviction Non-capital Representation.		
Total, Goal A: POST-CONVICTION REPRESENTATION	\$ 3,231,257	\$ 2,983,439
B. Goal: SALARY ADJUSTMENTS		
B.1.1. Strategy: SALARY ADJUSTMENTS	\$ 87,991	\$ 180,280
Grand Total, OFFICE OF CAPITAL AND FORENSIC WRITS	<u>\$ 3,319,248</u>	<u>\$ 3,163,719</u>
Object-of-Expense Informational Listing:		
Salaries and Wages	\$ 2,635,883	\$ 2,640,296
Other Personnel Costs	20,716	20,255
Professional Fees and Services	121,530	121,530
Consumable Supplies	9,800	9,800
Utilities	4,770	4,770
Travel	211,244	211,244
Rent - Building	3,368	3,368
Rent - Machine and Other	9,600	9,600
Other Operating Expense	210,444	142,856
Capital Expenditures	91,893	0
Total, Object-of-Expense Informational Listing	<u>\$ 3,319,248</u>	<u>\$ 3,163,719</u>
Estimated Allocations for Employee Benefits and Debt Service Appropriations Made Elsewhere in this Act:		
<u>Employee Benefits</u>		
Retirement	\$ 249,027	\$ 250,672
Group Insurance	182,814	184,288
Social Security	196,904	198,202
Total, Estimated Allocations for Employee Benefits and Debt Service Appropriations Made Elsewhere in this Act	<u>\$ 628,745</u>	<u>\$ 633,162</u>

1. Performance Measure Targets. The following is a listing of the key performance target levels for the Office of Capital and Forensic Writs. It is the intent of the Legislature that appropriations made by this Act be utilized in the most efficient and effective manner possible to achieve the intended mission of the Office of Capital and Forensic Writs. In order to achieve the objectives and service standards established by this Act, the Office of Capital and Forensic Writs shall make every effort to attain the following designated key performance target levels associated with each item of appropriation.

OFFICE OF CAPITAL AND FORENSIC WRITS
(Continued)

	2024	2025
A. Goal: POST-CONVICTION REPRESENTATION		
Outcome (Results/Impact):		
Percentage of Capital Writs Filed on a Timely Basis	100%	100%
A.1.1. Strategy: CAPITAL REPRESENTATION		
Output (Volume):		
The Number of New Capital Cases Accepted	4	4
The Number of Capital Cases Refused	3	3
A.1.2. Strategy: NON-CAPITAL REPRESENTATION		
Output (Volume):		
Number of New Non-capital Cases Accepted	4	4
The Number of Non-capital Cases Refused	2	1
The Number of Non-capital Cases Reviewed	4	4

2. Relocation Funding. Amounts appropriated above in fiscal year 2024 include \$118,290 in General Revenue Funds and \$23,992 in General Revenue Dedicated Account No. 5073 funds in strategy A.1.1, Post-Conviction Capital Representation, and \$13,143 in General Revenue Funds and \$2,666 in General Revenue Dedicated Account No. 5073 funds in strategy A.1.2, Post-Conviction Non-capital Representation, for one-time costs associated with moving the agency into larger office space.

¹ Modified to reflect technical correction. Changes Executive Director Exempt Position Salary Group from 4 to 5.

OFFICE OF THE STATE PROSECUTING ATTORNEY

	For the Years Ending	
	August 31, 2024	August 31, 2025
Method of Financing:		
General Revenue Fund	\$ 479,317	\$ 506,090
Interagency Contracts	\$ 22,500	\$ 22,500
Total, Method of Financing	\$ 501,817	\$ 528,590
This bill pattern represents an estimated 100% of this agency's estimated total available funds for the biennium.		
Number of Full-Time-Equivalents (FTE):	4.0	4.0
Schedule of Exempt Positions:		
State Prosecuting Attorney	\$154,000	\$154,000
Items of Appropriation:		
A. Goal: REPRESENTATION BEFORE CCA		
Representation of the State before the Court of Criminal Appeals.		
A.1.1. Strategy: REPRESENTATION BEFORE CCA	\$ 312,500	\$ 312,500
Representation of the State before the Court of Criminal Appeals.		
A.1.2. Strategy: STATE PROSECUTOR SALARY	158,770	169,392
State Prosecutor Salary. Estimated and Nontransferable.		
Total, Goal A: REPRESENTATION BEFORE CCA	\$ 471,270	\$ 481,892
B. Goal: SALARY ADJUSTMENTS		
B.1.1. Strategy: SALARY ADJUSTMENTS	\$ 30,547	\$ 46,698
Grand Total, OFFICE OF THE STATE PROSECUTING ATTORNEY	\$ 501,817	\$ 528,590
Object-of-Expense Informational Listing:		
Salaries and Wages	\$ 451,397	\$ 477,466
Other Personnel Costs	5,240	5,780
Professional Fees and Services	150	150

OFFICE OF THE STATE PROSECUTING ATTORNEY
(Continued)

Consumable Supplies	670	670
Travel	3,600	3,600
Rent - Machine and Other	1,060	1,060
Other Operating Expense	39,700	39,864

Total, Object-of-Expense Informational Listing \$ 501,817 \$ 528,590

Estimated Allocations for Employee Benefits and Debt Service Appropriations Made Elsewhere in this Act:

Employee Benefits

Retirement	\$ 43,622	\$ 45,447
Group Insurance	83,531	86,004
Social Security	33,167	34,623

Total, Estimated Allocations for Employee Benefits and Debt Service Appropriations Made Elsewhere in this Act \$ 160,320 \$ 166,074

1. Performance Measure Targets. The following is a listing of the key performance target levels for the Office of the State Prosecuting Attorney. It is the intent of the Legislature that appropriations made by this Act be utilized in the most efficient and effective manner possible to achieve the intended mission of the Office of the State Prosecuting Attorney. In order to achieve the objectives and service standards established by this Act, the Office of the State Prosecuting Attorney shall make every effort to attain the following designated key performance target levels associated with each item of appropriation.

	2024	2025
A. Goal: REPRESENTATION BEFORE CCA		
Outcome (Results/Impact):		
Petitions for Discretionary Review Granted by the Court of Criminal Appeals	17	17
A.1.1. Strategy: REPRESENTATION BEFORE CCA		
Output (Volume):		
Number of Briefs Filed in the Court of Criminal Appeals, Supreme Court of Texas, and Courts of Appeals by the Office of the State Prosecuting Attorney	20	20

STATE LAW LIBRARY

	For the Years Ending	
	August 31, 2024	August 31, 2025
Method of Financing:		
General Revenue Fund	\$ 1,306,484	\$ 1,331,555
Appropriated Receipts	\$ 7,500	\$ 7,500
Total, Method of Financing	\$ 1,313,984	\$ 1,339,055

This bill pattern represents an estimated 100% of this agency's estimated total available funds for the biennium.

Number of Full-Time-Equivalents (FTE): 12.0 12.0

Schedule of Exempt Positions:

Director, Group 2	\$111,180	\$121,360
-------------------	-----------	-----------

Items of Appropriation:

A. Goal: ADMINISTRATION AND OPERATIONS

A.1.1. Strategy: ADMINISTRATION AND OPERATIONS	\$ 1,286,578	\$ 1,283,863
---	--------------	--------------

B. Goal: SALARY ADJUSTMENTS

B.1.1. Strategy: SALARY ADJUSTMENTS	\$ 27,406	\$ 55,192
--	-----------	-----------

Grand Total, STATE LAW LIBRARY \$ 1,313,984 \$ 1,339,055

Object-of-Expense Informational Listing:

Salaries and Wages	\$ 702,190	\$ 740,156
Other Personnel Costs	46,604	47,844

STATE LAW LIBRARY
(Continued)

Professional Fees and Services	5,500	5,500
Consumable Supplies	3,500	3,500
Rent - Building	240	240
Rent - Machine and Other	3,720	3,720
Other Operating Expense	267,887	247,772
Capital Expenditures	284,343	290,323

Total, Object-of-Expense Informational Listing \$ 1,313,984 \$ 1,339,055

Estimated Allocations for Employee Benefits and Debt Service Appropriations Made Elsewhere in this Act:

Employee Benefits

Retirement	\$ 52,388	\$ 55,360
Group Insurance	113,371	116,474
Social Security	48,472	50,912
Benefits Replacement	656	524

Total, Estimated Allocations for Employee Benefits and Debt Service Appropriations Made Elsewhere in this Act \$ 214,887 \$ 223,270

1. Performance Measure Targets. The following is a listing of the key performance target levels for the State Law Library. It is the intent of the Legislature that appropriations made by this Act be utilized in the most efficient and effective manner possible to achieve the intended mission of the State Law Library. In order to achieve the objectives and service standards established by this Act, the State Law Library shall make every effort to attain the following designated key performance target levels associated with each item of appropriation.

	2024	2025
A. Goal: ADMINISTRATION AND OPERATIONS		
Outcome (Results/Impact):		
Percentage of Positive Evaluations of Library Service by Library Users	92%	92%

2. Appropriation of Receipts: Fees and Service Charges. Out of funds appropriated above to the State Law Library from Appropriated Receipts in Strategy A.1.1, Administration and Operations, \$7,500 each fiscal year is from collected fees and service charges authorized pursuant to Government Code Section 91.011. All receipts collected as fees and service charges in excess of the amounts appropriated above are appropriated to the State Law Library for the biennium beginning September 1, 2023.

3. Unexpended Balances. Any unexpended and unobligated balances remaining in Strategy A.1.1, Administration and Operations, as of August 31, 2024, are appropriated in fiscal year 2025 to the State Law Library for the purpose of acquiring legal reference materials and paying subscription fees.

STATE COMMISSION ON JUDICIAL CONDUCT

	For the Years Ending	
	August 31, 2024	August 31, 2025
Method of Financing:		
General Revenue Fund ^{1, 2}	\$ 1,506,020	\$ 1,485,935
Total, Method of Financing	\$ 1,506,020	\$ 1,485,935

This bill pattern represents an estimated 100% of this agency's estimated total available funds for the biennium.

Number of Full-Time-Equivalents (FTE):^{1, 2} 15.0 15.0

Schedule of Exempt Positions:

Executive Director, Group 4	\$136,642	\$145,284
-----------------------------	-----------	-----------

Items of Appropriation:

A. Goal: ADMINISTRATION AND ENFORCEMENT

A.1.1. Strategy: ADMINISTRATION AND ENFORCEMENT^{1, 2} \$ 1,462,146 \$ 1,396,705

STATE COMMISSION ON JUDICIAL CONDUCT
(Continued)

B. Goal: SALARY ADJUSTMENTS

B.1.1. Strategy: SALARY ADJUSTMENTS	\$ 43,874	\$ 89,230
--	-----------	-----------

Grand Total, STATE COMMISSION ON JUDICIAL CONDUCT	<u>\$ 1,506,020</u>	<u>\$ 1,485,935</u>
--	---------------------	---------------------

Object-of-Expense Informational Listing:

Salaries and Wages	\$ 921,491	\$ 951,763
Other Personnel Costs	22,516	22,159
Professional Fees and Services	80,000	80,000
Consumable Supplies	3,000	3,000
Utilities	1,320	1,320
Travel	80,000	80,000
Rent - Building	3,620	3,620
Rent - Machine and Other	2,000	2,000
Other Operating Expense	<u>392,073</u>	<u>342,073</u>

Total, Object-of-Expense Informational Listing	<u>\$ 1,506,020</u>	<u>\$ 1,485,935</u>
---	---------------------	---------------------

Estimated Allocations for Employee Benefits and Debt Service Appropriations Made Elsewhere in this Act:

Employee Benefits

Retirement	\$ 116,896	\$ 119,602
Group Insurance	209,439	214,445
Social Security	<u>95,307</u>	<u>97,494</u>

Total, Estimated Allocations for Employee Benefits and Debt Service Appropriations Made Elsewhere in this Act	<u>\$ 421,642</u>	<u>\$ 431,541</u>
--	-------------------	-------------------

1. Performance Measure Targets. The following is a listing of the key performance target levels for the State Commission on Judicial Conduct. It is the intent of the Legislature that appropriations made by this Act be utilized in the most efficient and effective manner possible to achieve the intended mission of the State Commission on Judicial Conduct. In order to achieve the objectives and service standards established by this Act, the State Commission on Judicial Conduct shall make every effort to attain the following designated key performance target levels associated with each item of appropriation.

	<u>2024</u>	<u>2025</u>
A. Goal: ADMINISTRATION AND ENFORCEMENT		
Outcome (Results/Impact):		
Percentage of Cases Disposed	95%	95%

2. Contingency for SB 21.² ~~Amounts appropriated above in Strategy A.1.1, Administration and Enforcement, include \$191,060 in fiscal year 2024 and \$191,060 in fiscal year 2025 and 2.0 FTEs each year of the 2024-25 biennium for the purposes of implementing the provisions of Senate Bill 21, or similar legislation relating to conduct of and complaints against current and former judges, contingent upon the enactment of the legislation.~~

¹ Incorporates Article IX, Section 18.08, of this Act, due to enactment of HB 367, 88th Legislature, Regular Session, relating to the powers and duties of the State Commission on Judicial Conduct, resulting in an increase of \$81,200 out of General Revenue and 1.0 FTE in each fiscal year of the biennium.

² SB 21, 88th Legislature, Regular Session, was not enacted, resulting in decreases of \$191,060 in fiscal each year of the 2024-25 biennium out of General Revenue and decreases of 2.0 FTEs in each fiscal year of the 2024-25 biennium.

JUDICIARY SECTION, COMPTROLLER'S DEPARTMENT

	For the Years Ending	
	August 31, <u>2024</u>	August 31, <u>2025</u>
Method of Financing:^{1, 2, 3}		
General Revenue Fund	\$ 130,143,700	\$ 131,066,270

JUDICIARY SECTION, COMPTROLLER'S DEPARTMENT
(Continued)

Other Funds

Assistant Prosecutor Supplement Fund No. 303	\$ 3,270,210	\$ 3,270,210
Jury Service Fund ²	19,062,591	19,062,591
Interagency Contracts - Criminal Justice Grants	1,520,542	1,520,542
Judicial Fund No. 573	<u>46,388,603</u>	<u>46,388,603</u>

Subtotal, Other Funds	<u>\$ 70,241,946</u>	<u>\$ 70,241,946</u>
-----------------------	----------------------	----------------------

Total, Method of Financing	<u>\$ 200,385,646</u>	<u>\$ 201,308,216</u>
-----------------------------------	-----------------------	-----------------------

This bill pattern represents an estimated 100% of this agency's estimated total available funds for the biennium.

Number of Full-Time-Equivalents (FTE):²	671.7	677.1
---	-------	-------

Schedule of Exempt Positions:

District Judges and Criminal District Judges - State Base Salary (Strategy A.1.1.)	(491) \$140,000	(491) \$140,000
District Attorneys, Criminal District Attorneys and County Attorneys (Strategies B.1.1. and B.1.3.)	(8) 112,000	(8) 112,000
District Attorneys, Criminal District Attorneys and County Attorneys (Strategy B.1.2.)	(156) 140,000	(156) 140,000
Business Court Judges - State Base Salary (Strategy A.1.1) ⁵	(10) 140,000	(10) 140,000

Items of Appropriation:

A. Goal: JUDICIAL SALARIES AND PAYMENTS

A.1.1. Strategy: DISTRICT AND BUSINESS COURT JUDGES^{2,3,5}	\$ 83,683,506	\$ 84,430,174
District Judges and Business Court Judges. Estimated.		
A.1.2. Strategy: VISITING JUDGES - REGIONS	13,455,506	13,455,506
Per Gov. Code 74.061(c)(d)(h)(i); 24.006(f); and 32.302.		
A.1.3. Strategy: VISITING JUDGES - APPELLATE	347,370	347,370
Per Gov. Code 74.061(c)(d).		
A.1.4. Strategy: LOCAL ADMIN. JUDGE SUPPLEMENT	80,745	80,745
Per Gov. Code 659.012(d). Estimated.		
A.1.5. Strategy: DISTRICT JUDGES: TRAVEL	322,325	322,325
Per Gov. Code 24.019.		
A.1.6. Strategy: JUDICIAL SALARY PER DIEM	174,558	174,558
Per Gov. Code 74.003(c), 74.061 & Assigned District Judges.		
A.1.7. Strategy: MDL SALARY AND BENEFITS	<u>174,660</u>	<u>174,660</u>
Per Gov. Code 659.0125. Estimated.		

Total, Goal A: JUDICIAL SALARIES AND PAYMENTS	\$ 98,238,670	\$ 98,985,338
--	---------------	---------------

B. Goal: PROSECUTOR SALARIES AND PAYMENTS

B.1.1. Strategy: DISTRICT ATTORNEYS: SALARIES¹	\$ 869,007	\$ 869,661
Per Gov. Code 41.013. Estimated.		
B.1.2. Strategy: PROFESSIONAL PROSECUTORS: SALARIES^{1,2}	25,823,742	26,005,871
Per Gov. Code 46.002; 46.003; and 46.005. Estimated.		
B.1.3. Strategy: FELONY PROSECUTORS: SALARIES¹	422,510	420,164
Per Gov. Code 44.220; 45.175; and 45.280. Estimated.		
B.1.4. Strategy: PROSECUTORS: SUBCHAPTER C	129,638	129,638
Per Gov. Code 43.180 (Harris) and 41.201(1).		
B.1.5. Strategy: FELONY PROSECUTORS: TRAVEL	170,121	170,121
Per Gov. Code 43.004.		
B.1.6. Strategy: FELONY PROSECUTORS: EXPENSES	<u>4,166,083</u>	<u>4,166,083</u>
Felony Prosecutors: Reimbursements for Expenses of Office.		

Total, Goal B: PROSECUTOR SALARIES AND PAYMENTS	\$ 31,581,101	\$ 31,761,538
--	---------------	---------------

JUDICIARY SECTION, COMPTROLLER'S DEPARTMENT
(Continued)

C. Goal: CO.-LEVEL JUDGES SALARY SUPPLEMENTS

County-Level Judges Salary Supplement Programs.

C.1.1. Strategy: CONSTITUTIONAL CO. JUDGE SUPPLEMENT	\$ 6,641,397	\$ 6,641,397
Salary Supplement per Gov. Code 26.006. Estimated.		
C.1.2. Strategy: STATUTORY CO. JUDGE 573 SUPPLEMENT ²	21,954,245	21,954,245
Per Gov. Code 25.0015 from Receipts per Gov. Code 51.702(d). Estimated.		
C.1.3. Strategy: STATUTORY PROBATE JUDGE SUPPLEMENT ²	2,574,786	2,581,786
Per Gov. Code 25.00211 from Receipts per Gov. Code 51.704(c). Estimated.		
C.1.4. Strategy: 1ST MULTICOUNTY COURT AT LAW	153,000	153,000
Per Gov. Code 25.2702(g) from Receipts per Gov. Code 51.702. Estimated.		
C.1.5. Strategy: 2ND MULTICOUNTY COURT AT LAW ²	<u>140,000</u>	<u>140,000</u>
Per Gov. Code 25.2703 And 25.2704. Estimated.		
 Total, Goal C: CO.-LEVEL JUDGES SALARY SUPPLEMENTS	 \$ 31,463,428	 \$ 31,470,428

D. Goal: SPECIAL PROGRAMS

D.1.1. Strategy: ASST. PROSECUTOR LONGEVITY PAY	\$ 4,727,623	\$ 4,727,623
Per Gov. Code 41.255(d). Estimated.		
D.1.2. Strategy: COUNTY ATTORNEY SUPPLEMENT	6,787,062	6,787,062
Per Gov. Code 46.0031. Estimated.		
D.1.3. Strategy: WITNESS EXPENSES	1,401,250	1,401,250
Per Code of Criminal Procedure 24.28 and 35.27 Estimated.		
D.1.4. Strategy: SPECIAL PROSECUTION UNIT, WALKER CO	6,479,878	6,468,343
Special Prosecution Unit, Walker County.		
D.1.5. Strategy: DEATH PENALTY REPRESENTATION	25,000	25,000
Death Penalty Habeas Representation. Estimated.		
D.1.6. Strategy: NATIONAL CENTER FOR STATE COURTS	559,595	559,595
D.1.7. Strategy: JUROR PAY ²	19,062,591	19,062,591
Juror Pay. Estimated.		
D.1.8. Strategy: INDIGENT INMATE DEFENSE	54,448	54,448
Per Code of Criminal Procedure 26.051(i) Estimated.		
D.1.9. Strategy: DOCKET EQUALIZATION	<u>5,000</u>	<u>5,000</u>
Equalization of the Courts of Appeals Dockets.		
 Total, Goal D: SPECIAL PROGRAMS	 <u>\$ 39,102,447</u>	 <u>\$ 39,090,912</u>

Grand Total, JUDICIARY SECTION, COMPTROLLER'S DEPARTMENT	<u>\$ 200,385,646</u>	<u>\$ 201,308,216</u>
---	-----------------------	-----------------------

Object-of-Expense Informational Listing:

Salaries and Wages	\$ 126,639,017	\$ 127,538,227
Other Personnel Costs	2,661,402	2,693,648
Professional Fees and Services	889,709	893,823
Fuels and Lubricants	53,250	53,250
Consumable Supplies	16,000	16,000
Utilities	42,000	42,000
Travel	627,446	627,446
Rent - Building	106,054	106,054
Rent - Machine and Other	5,900	5,900
Other Operating Expense	2,908,995	2,908,995
Grants	66,415,873	66,422,873
Capital Expenditures	<u>20,000</u>	<u>0</u>
 Total, Object-of-Expense Informational Listing	 <u>\$ 200,385,646</u>	 <u>\$ 201,308,216</u>

JUDICIARY SECTION, COMPTROLLER'S DEPARTMENT
(Continued)

Estimated Allocations for Employee Benefits and Debt Service Appropriations Made Elsewhere in this Act:

Employee Benefits

Retirement	\$ 2,993,855	\$ 3,026,794
Group Insurance	11,980,146	12,338,565
Social Security	8,028,217	8,097,997
Benefits Replacement	47,650	38,072

Total, Estimated Allocations for Employee Benefits and Debt Service Appropriations Made Elsewhere in this Act

	\$ 23,049,868	\$ 23,501,428
--	---------------	---------------

1. **Appropriation Source.** Pursuant to Government Code Section 21.006, all revenues to, and fund balances in, the Judicial Fund No. 573, which are not deposited into the Basic Civil Legal Services Account or the Supreme Court Support Account, are appropriated to the Judiciary Section, Comptroller's Department for payment of judicial and prosecutor salaries. In the event that revenues into Fund No. 573 during a fiscal year exceed the amount identified in the Method of Financing as being appropriated out of Fund No. 573 in this Act for that fiscal year the difference shall be appropriated to the Judiciary Section, Comptroller's Department and the General Revenue Fund appropriation for that fiscal year shall be reduced by a like amount (estimated to be \$0).

2. **Salary Limitation, District Judges.**⁵ Funds appropriated above in Strategy A.1.1, District Judges and Business Court Judges, shall be expended for the payment of the state salary for each district judge. Unless otherwise provided by law, in no event shall the aggregate, excluding any county supplement, of the state paid salary and any service retirement annuity paid pursuant to Government Code, Chapter 834 exceed the base salary for any district court judge during any twelve month period. If a district judge draws a salary as a district judge and a retirement annuity pursuant to Government Code, Chapter 834, and the combined amounts exceed the annual base salary for a district judge, the amount expended out of Strategy A.1.1, District Judges and Business Court Judges, for the state salary of that district judge shall be reduced by an amount which will bring the total amount received by the judge to the base salary paid a district judge for a 12 month period. This provision does not apply to either retired or former judges or justices called to duty as visiting judges pursuant to Government Code, Chapters 74 and 75 and Section 24.604 of the Government Code.

3. **Special Prosecution Unit: Appropriation Source, Unexpended Balances and Performance Reporting.** Out of the funds appropriated above in Strategy D.1.4, Special Prosecution Unit, Walker County, and under the authority of Article 104.003, Code of Criminal Procedure, and Article V, Section 21 of the Texas Constitution, Walker County, the following amounts are appropriated to the Special Prosecution Unit for the payment of salaries and other necessary expenses for the operation of the Special Prosecution Unit for the following purposes:

	For the Years Ending	
	August 31, 2024	August 31, 2025
Special Prosecution Unit		
Criminal Division	\$ 2,187,591	\$ 2,110,000
Civil Division	2,851,841	2,790,228
Juvenile Division	1,199,373	1,137,486
Salary Adjustments	241,073	430,629
Total, Special Prosecution Unit	\$ 6,479,878	\$ 6,468,343
 Method of Financing		
General Revenue	\$ 4,959,336	\$ 4,947,801 &UB
Criminal Justice Division Grants	1,520,542	1,520,542
Total, Method of Financing	\$ 6,479,878	\$ 6,468,343

Funds for the Criminal Division are to be used for the investigation and prosecution of felony offenses committed by prisoners of the Texas Department of Criminal Justice; and, for the investigation and prosecution of other felonies and misdemeanors committed by agency employees and others when criminal conduct affects the operation of the agency in the various counties of the State where Texas Department of Criminal Justice facilities are located. Funds for the Civil Division are to be used for the civil commitment of sexually violent predators. Funds for the Juvenile Division are to be used for the prosecution of criminal offenses or delinquent conduct committed in facilities of the Texas Juvenile Justice Department.

JUDICIARY SECTION, COMPTROLLER'S DEPARTMENT
(Continued)

The funds appropriated above in Strategy D.1.4, Special Prosecution Unit, Walker County, shall be used to employ the services of legal and support staff plus the payment of their necessary capital and operating expenses in carrying out the purposes of the Special Prosecution Unit as established by its Board of Directors. Funds shall not be used to pay any county for costs of housing the Special Prosecution Unit in a county-owned building.

Walker County is the designated agency to administer the funds provided for the support of the Special Prosecution Unit. Walker County shall submit a voucher containing an itemized statement of expenses to include salaries, fringe benefits and authorized expenses incurred to the Judiciary Section, Comptroller's Department each month of the fiscal year. Such vouchers shall be reviewed by the Walker County Auditor's Office to ensure compliance with applicable state and county regulation concerning the expenditures of public funds. Upon receipt of said vouchers, the Judiciary Section, Comptroller's Department shall issue warrants each month to reimburse Walker County. The total reimbursement each year shall not exceed the amount appropriated, and in no event shall amounts appropriated be expended to reimburse Walker County or other counties for lease space in county-owned buildings.

Any unexpended balances from appropriations out of the General Revenue Fund made to the Special Prosecution Unit for fiscal year 2024 are appropriated to the Special Prosecution Unit in fiscal year 2025 for the same purposes.

At the discretion of the Executive Director of the Special Prosecution Unit, any General Revenue funds appropriated above in Strategy D.1.4, Special Prosecution Unit, Walker County, may be transferred between divisions in an amount not to exceed 20 percent of the appropriation item from which the transfer is made for the fiscal year.

After obtaining written approval from the Legislative Budget Board, the Special Prosecution Unit may exceed the 20 percent discretionary transfer authority provided to the Executive Director of the Special Prosecution Unit.

The Special Prosecution Unit shall submit a report each January 1 to the Legislative Budget Board and the Governor for the preceding fiscal year ending August 31. The report must be in a format prescribed by the Legislative Budget Board and the Governor and must include annual statistical information on activities of the Special Prosecution Unit.

- 4. Felony Prosecutors: Expenses.** For the payment of salaries of assistant district attorneys, investigators and/or secretarial help and expenses, including travel for these personnel as determined by the prosecutors designated in Strategies B.1.1, B.1.2, B.1.3, and B.1.4. Reimbursement shall be limited to expenses for supplies or items that would normally be consumed or utilized within the fiscal year for which the funds in this item are designated. Payments shall not exceed \$11,083 per year in single-county districts with populations over 50,000 in Strategy B.1.4; \$22,500 per year in districts with populations over 50,000; or, \$27,500 per year in districts with populations under 50,000 for those district attorneys, criminal district attorneys and county attorneys performing the duties of a district attorney both prohibited and not prohibited from the private practice of law per Government Code, Chapter 46; and shall be made available in three equal installments issued on the first day of September, January and May of each fiscal year. These payments shall be made directly to the district attorney, criminal district attorney, or county attorney for the purposes of disbursement as required by the attorney. The attorney receiving these payments shall be responsible to the Comptroller for accounting for all expenditures of these funds.
- 5. Administration of Visiting Judge Strategies.** From funds appropriated, the Judiciary Section, Comptroller's Department shall maintain a system to account for all expenditures in each fiscal year made for the services of 1) visiting former judges serving in the judicial regions, 2) visiting former judges serving in the appellate courts, 3) visiting retired judges serving in the judicial regions, and 4) visiting retired judges serving in the appellate courts.
- 6. Longevity Pay.⁵** Out of the amounts appropriated above in Strategy A.1.1, District Judges and Business Court Judges, an estimated \$1,108,800 in fiscal year 2024 and an estimated \$1,108,800 in fiscal year 2025 is provided to fund longevity pay for district judges under the provisions of Government Code Section 659.0445.

JUDICIARY SECTION, COMPTROLLER'S DEPARTMENT
(Continued)

- 7. Appropriation Transfers.** Pursuant to provisions in Article IX, Section 14.01, Appropriation Transfers, the Judiciary Section, Comptroller's Department may initiate transfers between strategies not to exceed 20 percent of the appropriation item from which the transfer is made. The Judiciary Section, Comptroller's Department shall submit notification to the Legislative Budget Board of the purpose, the method of financing and amount of funds to be transferred. Also, the Legislative Budget Board may request that the Judiciary Section initiate an Article IX transfer between strategies, subject to the Judiciary Section's determination that funds are available for the proposed transfer.
- 8. 1st Multicounty Court at Law.** Out of amounts appropriated above in Strategy C.1.4, 1st Multicounty Court at Law, an estimated \$153,000 each fiscal year is provided to pay the state-paid salary supplement to the judge serving the court as required under Government Code, Section 25.0015 and an amount not to exceed \$13,000 each fiscal year is provided to supplement local costs for court personnel and other court operating expenses.
- 9. Visiting Judge - Appellate.** Amounts appropriated above in Strategy A.1.3, Visiting Judge - Appellate, may be used by the Judiciary Section, Comptroller's Department to reimburse one or more courts of appeals for the salary or fee paid to a staff attorney employed or contracted by a court of appeals to assist judges assigned to cases in addition to their ordinary caseload contingent on written approval of the Council of Chief Justices.
- 10. Unexpended Balance Authority.** Any unexpended and unobligated balances remaining in Strategy A.1.2, Visiting Judges - Regions, and Strategy A.1.2, Visiting Judges - Appellate, as of August 31, 2024, are appropriated as of September 1, 2024, to the Judiciary Section, Comptroller's Department in the same strategy for the same purposes.
- 11. Contingency for House Bill 130.³** ~~Amounts appropriated above in Strategy A.1.1, District Judges, include estimated appropriations totaling \$840,000 in fiscal year 2024 and \$840,000 in fiscal year 2025 in General Revenue to provide judicial compensation in accordance with Government Code, Section 659.012, contingent on the enactment of House Bill 130, Eighty-eighth Legislature, Regular Session, or similar legislation, relating to the creation of additional judicial districts composed of Harris County.~~
- 12. Contingency for Senate Bill 27.^{4, 5}**
- (a) Amounts appropriated above in strategy A.1.1, District Judges and Business Court Judges, include \$1,680,000 in fiscal year 2024 and \$1,680,000 in fiscal year 2025 in General Revenue and 10.0 FTEs each fiscal each fiscal year of the 2024-25 biennium for the purposes of implementing the provisions of Senate Bill 27, or similar legislation, relating to the creation of a specialty trial court to hear certain cases; authorizing fees, contingent upon the enactment of the legislation. In addition, "Business Court Judges - State Base Salary (Strategy A.1.1.) (10) \$140,000" each fiscal year in the Schedule of Exempt Positions is also contingent upon the enactment of the legislation.
 - (b) Contingent upon the enactment of Senate Bill 27, or similar legislation, Strategy A.1.1, District Judges, is renamed to Strategy A.1.1, District Judges and Business Court Judges.
- 13. Contingency for House Bill 3474.^{2, 5}** Out of appropriations above to the Comptroller's Department Judiciary Section, the following amounts in the following strategies and 6.7 FTEs in fiscal year 2024 and 12.1 FTEs in fiscal year 2025 are contingent on the enactment of House Bill 3474, Eighty-eighth Legislature, Regular Session, or similar legislation, relating to the operation and administration of and practices and procedures related to proceedings in the judicial branch of state government, including the service of process and delivery of documents related the proceedings, the administration of oaths, and the management of the Texas Indigent Defense Commission, and the composition of certain juvenile boards; establishing a civil penalty; increasing certain court costs; authorizing fees:
- (a) Strategy A.1.1, District Judges and Business Court Judges, amounts out of General Revenue funds estimated to be \$945,000 in fiscal year 2024 and \$1,691,667 in fiscal year 2025;
 - (b) Strategy B.1.2, Professional Prosecutors: Salaries, amounts out of General Revenue funds estimated to be \$403,200 in fiscal year 2024 and \$411,600 in fiscal year 2025;

JUDICIARY SECTION, COMPTROLLER'S DEPARTMENT
(Continued)

- (c) Strategy C.1.2, Statutory County Judge 573 Supplement, amounts out of General Revenue funds estimated to be \$168,000 in fiscal year 2024 and \$168,000 in fiscal year 2025;
- (d) Strategy C.1.3, Statutory Probate Judge Supplement, amounts out of General Revenue funds estimated to be \$245,000 in fiscal year 2024 and \$252,000 in fiscal year 2025;
- (e) Strategy C.1.5, 2nd Multicounty Court at Law, amounts out of General Revenue funds estimated to be \$140,000 in fiscal year 2024 and \$140,000 in fiscal year 2025; and
- (f) Strategy D.1.7, Juror Pay, amounts out of the Jury Service Fund totaling \$5,311,591 in fiscal year 2024 and \$5,311,591 in fiscal year 2025.

¹ Incorporates Article IX, Section 18.72, of this Act, due to enactment of SB 2310, 88th Legislature, Regular Session, relating to relating to longevity pay for certain prosecutors, resulting in an increase of \$370,000 in FY 2024 and \$396,000 in FY 2025 out of General Revenue, affecting several strategies.

² Incorporates Article IX, Section 18.29, of this Act, due to enactment of HB 3474, 88th Legislature, Regular Session, relating to the operation and administration of and practices and procedures regarding proceedings in the judicial branch of state government, including the service of process and delivery of documents related to the proceedings, the administration of oaths, and the management of the Texas Indigent Defense Commission, and the composition of certain juvenile boards; establishing a civil penalty; increasing certain court costs; authorizing fees, resulting in increases of \$1,901,200 in FY 2024 and \$2,663,267 in FY 2025 out of General Revenue and \$5,311,591 out of the Jury Service Fund in each fiscal year of the biennium, affecting several strategies including added Strategy C.1.5, 2nd Multicounty Court. In addition, incorporates 6.7 FTEs in FY 2024 and 12.1 FTEs in FY 2025.

³ HB 130, 88th Legislature, Regular Session, was not enacted, resulting in decreases of \$840,000 in FY 2024 and \$840,000 in FY 2025 out of General Revenue, in Strategy A.1.1, District Judges and Business Court Judges.

⁴ SB 27, 88th Legislature, Regular Session, was not enacted. See HB 19, 88th Legislature, Regular Session, which was enacted.

⁵ Incorporates Rider 12, Contingency for Senate Bill 27, resulting in the renaming of Strategy A.1.1, District Judges, to Strategy A.1.1, District Judges and Business Court Judges, and Business Court Judges – State Base Salary (Strategy A.1.1.) remaining in the Schedule of Exempt positions.

RETIREMENT AND GROUP INSURANCE

	For the Years Ending	
	August 31, 2024	August 31, 2025
Method of Financing:		
General Revenue Fund ¹	\$ 165,075,138	\$ 67,595,844
General Revenue Dedicated Accounts	\$ 657,319	\$ 670,957
<u>Other Funds</u>		
Judicial Fund No. 573	\$ 4,181,582	\$ 4,181,582
Other Special State Funds	957,628	957,628
Subtotal, Other Funds	\$ 5,139,210	\$ 5,139,210
Total, Method of Financing	\$ 170,871,667	\$ 73,406,011
Items of Appropriation:		
A. Goal: EMPLOYEES RETIREMENT SYSTEM		
A.1.1. Strategy: RETIREMENT CONTRIBUTIONS¹ Retirement Contributions. Estimated.	\$ 10,169,142	\$ 10,681,861
A.1.2. Strategy: GROUP INSURANCE¹ Group Insurance Contributions. Estimated.	26,857,912	27,784,923
A.1.3. Strategy: JUDICIAL RETIREMENT SYSTEM - PLAN 2¹ Judicial Retirement System - Plan 2. Estimated.	117,179,853	18,274,467

RETIREMENT AND GROUP INSURANCE
(Continued)

A.1.4. Strategy: JUDICIAL RETIREMENT SYSTEM - PLAN 1	<u>16,664,760</u>	<u>16,664,760</u>
Judicial Retirement System - Plan 1. Estimated.		
Total, Goal A: EMPLOYEES RETIREMENT SYSTEM	\$ <u>170,871,667</u>	\$ <u>73,406,011</u>
Grand Total, RETIREMENT AND GROUP INSURANCE	\$ <u>170,871,667</u>	\$ <u>73,406,011</u>

¹ Incorporates Article IV, Special Provisions, Section 10, of this Act, due to enactment of SB 1045, 88th Legislature, Regular Session, relating to the creation of the Fifteenth Court of Appeals, resulting in an increase of \$463,372 in FY 2025 out of General Revenue, affecting retirement and group insurance.

SOCIAL SECURITY AND BENEFIT REPLACEMENT PAY

	For the Years Ending	
	August 31, 2024	August 31, 2025
Method of Financing:		
General Revenue Fund ¹	\$ 14,775,957	\$ 15,216,604
General Revenue Dedicated Accounts	<u>\$ 342,056</u>	<u>\$ 349,139</u>
Total, Method of Financing	<u>\$ 15,118,013</u>	<u>\$ 15,565,743</u>
Items of Appropriation:		
A. Goal: SOCIAL SECURITY/BENEFIT REPLACEMENT		
Comptroller - Social Security.		
A.1.1. Strategy: STATE MATCH – EMPLOYER ¹	\$ 15,029,373	\$ 15,494,919
State Match -- Employer. Estimated.		
A.1.2. Strategy: BENEFIT REPLACEMENT PAY	<u>88,640</u>	<u>70,824</u>
Benefit Replacement Pay. Estimated.		
Total, Goal A: SOCIAL SECURITY/BENEFIT REPLACEMENT	<u>\$ 15,118,013</u>	<u>\$ 15,565,743</u>
Grand Total, SOCIAL SECURITY AND BENEFIT REPLACEMENT PAY	<u>\$ 15,118,013</u>	<u>\$ 15,565,743</u>

¹ Incorporates Article IV, Special Provisions, Section 10, of this Act, due to enactment of SB 1045, 88th Legislature, Regular Session, relating to the creation of the Fifteenth Court of Appeals, resulting in an increase of \$124,383 in FY 2025 out of General Revenue, affecting social security.

LEASE PAYMENTS

	For the Years Ending	
	August 31, 2024	August 31, 2025
Method of Financing:		
Total, Method of Financing	<u>\$ 0</u>	<u>\$ 0</u>
Items of Appropriation:		
Grand Total, LEASE PAYMENTS	<u>\$ 0</u>	<u>\$ 0</u>

SPECIAL PROVISIONS – JUDICIARY

Sec. 2. Systems Compatibility. No funds appropriated in the article by this Act shall be utilized to purchase information technology unless it interfaces with other courts and with the Office of Court Administration and complies with the plans filed with the Legislative Budget Board.

SPECIAL PROVISIONS - JUDICIARY

(Continued)

Sec. 3. Appellate Court Exemptions. The following provisions of Article IX of this Act do not apply to the appellate courts:

- a. Article IX, Section 6.10, Limitation on State Employment Levels
- b. Article IX, Section 6.13, Performance Standards
- c. Article IX, Section 14.03, Transfers - Capital Budget
- d. Article IX, Section 3.04, Scheduled Exempt Positions

Sec. 4. Intermediate Appellate Court Local Funding Information. The Office of Court Administration shall assist the appellate courts in the submission of a report for local funding information each January 1 to the Legislative Budget Board and the Governor for the preceding fiscal year ending August 31. The report must be in a format prescribed by the Legislative Budget Board and the Governor.

Sec. 5. Interagency Contracts for Assigned Judges for Appellate Courts. Out of funds appropriated in this Article to Strategies A.1.1, Appellate Court Operations, the Supreme Court of Texas, the Court of Criminal Appeals, or any of the 14 Courts of Appeals may enter into a contract with the Office of the Comptroller for fiscal years 2024 and 2025, for the purpose of reimbursing the Comptroller for amounts expended for judges assigned under Chapter 74, Government Code to hear cases of the appellate courts. It is the intent of the Legislature that any amounts reimbursed under this contract for judges assigned to the appellate courts are in addition to amounts appropriated for the use of assigned judges in Strategy A.1.3, Visiting Judges - Appellate in the Judiciary Section, Comptroller's Department.

Sec. 6. Appellate Court Transfer Authority. The Chief Justice of the Supreme Court of Texas, the Presiding Judge of the Court of Criminal Appeals, or the Chair of the Council of Chief Justices may transfer funds between appellate courts, notwithstanding any other provision in this Act and subject to prior approval of any transfer of funds by the Legislative Budget Board and the Governor. Any such transfer shall be made for the purpose of efficient and effective appellate court operations and management of court caseloads.

Sec. 7. Schedule of Exempt Positions.^{1, 2, 3, 4}

- (a) **Office of Court Administration Administrative Director Salary.** Notwithstanding other provisions of this bill, including Article IX, Section 3.04 setting maximum salaries for exempt positions, the Chief Justice of the Supreme Court of Texas may set the rate of compensation for the Administrative Director of the Office of Court Administration in an amount not to exceed the Maximum Salary but no less than the Minimum Salary for the appropriate salary group for the Administrative Director as listed in the bill pattern for the Office of Court Administration, Schedule of Exempt Positions. Any salary increase from appropriated funds within the limits provided by this provision must be in writing; signed by the Chief Justice of the Supreme Court of Texas; and submitted to the Governor, the Legislative Budget Board and the Comptroller.
- (b) **Judge and Prosecutor Exemptions.** Article IX, Section 3.04, Scheduled Exempt Positions, does not apply to exempt positions listed within the bill patterns of the Office of State Prosecuting Attorney or the Judiciary Section, Comptroller's Department. In addition, Article IX, Section 3.04, Schedule of Exempt Positions, does not apply to the 73 Associate Judge Exempt positions for the Child Support Courts and the Child Protection Courts included in the bill pattern of the Office of Court Administration, Texas Judicial Council.
- (c) **Reporting on Position Tenure.** The appellate courts and the Office of State Prosecuting Attorney shall provide a report to the Legislative Budget Board and the Comptroller of Public Accounts in a format determined by the Legislative Budget Board detailing additional salary and longevity pay amounts required each fiscal year under the tiered pay structure established by Government Code Section 659.012.
- (d) **Informational Listing - Judicial and Prosecutor Compensation.** Government Code §659.012, Judicial Salaries, and Section 46.003, Compensation of State Prosecutors, establish a tiered, tenure-based compensation structure for certain judges and professional prosecutor positions that is linked to the base salary of a district judge as set by the General Appropriations Act and adjusts depending on the judge or professional prosecutor's tenure. Consistent with Government Code Section 46.003 and Section 659.012, for their first four years of service, the judge or the

SPECIAL PROVISIONS - JUDICIARY
(Continued)

professional prosecutor earns a base salary that is a certain percentage of the base salary of a district judge, subject to certain other statutory limitations. When their tenure is between 4-8 years of service, the judge or professional prosecutor earns 110 percent of the judge or prosecutor's base salary. With 8 or more years of tenure, the judge or professional prosecutor's salary is 120 percent of the judge or professional prosecutor's base salary. The table below shows the base salary amounts for each state judge and prosecutor position that are dependent on years of service within each tier.

Judge / Prosecutor	Court / Judicial District / State Agency	Base Salary (0-4 years)	(4-8 years)	(8+years)
Chief Justice	Supreme Court	\$170,500	\$187,300	\$204,100
Presiding Judge	Court of Criminal Appeals			
Justice	Supreme Court	\$168,000	\$184,800	\$201,600
Judge	Court of Criminal Appeals			
Chief Justice	15 Courts of Appeals	\$156,500	\$172,150	\$187,800
Justice Judge	15 Courts of Appeals	\$154,000	\$169,400	\$184,800
Associate Judge	Child Protection Court	\$126,000	\$138,600	\$151,200
	Child Support Court			
Business Court Judge	Business Court	\$140,000	\$154,000	\$168,000
District Judge	District Court	\$140,000	\$154,000	\$168,000
State Prosecuting Attorney	Office of the State Prosecuting Attorney	\$140,000	\$154,000	\$168,000
Professional Prosecutors	Judicial Districts	\$140,000	\$154,000	\$168,000
District Attorneys	Judicial Districts	\$112,000	\$123,200	\$134,400
County Prosecutors	Constitutional County Court	\$23,334 to \$70,000	\$25,667 to \$77,000	\$28,001 to \$84,000

Sec. 8. Judicial Education Funding Transfer Authority.

- (a) The Court of Criminal Appeals may assign to the Office of Court Administration or to any other agency of the Judicial Branch the necessary administrative and accounting functions for the General Revenue-Dedicated Judicial and Court Personnel Training Account No. 540 appropriation included in this Act to be performed under the direction of the Court of Criminal Appeals in compliance with Government Code, Chapter 56. To implement this provision, the Comptroller is authorized to transfer the appropriation from the Court of Criminal Appeals to the Office of Court Administration, or to any other agency of the Judicial Branch, as directed by order of the Court of Criminal Appeals.
- (b) For the purpose of this section, the term administration shall include administrative oversight functions, accounting and auditing functions, management studies, performance audits, and other studies initiated by the Court of Criminal Appeals or any other agency of the Judicial Branch, as directed by the order of the Court of Criminal Appeals.

Sec. 9. Unexpended Balance Authority. Any unexpended and unobligated balances remaining in non-estimated strategies at the Supreme Court of Texas, Court of Criminal Appeals, 14 Courts of Appeals, Office of Court Administration, Office of Capital and Forensic Writs, Office of the State Prosecuting Attorney, and State Commission on Judicial Conduct as of August 31, 2024, are appropriated to the respective court or agency for the fiscal year beginning September 1, 2024, for the same purpose.

Sec. 10. Contingency for SB 1045.^{5, 6}

- (a) Contingent on the enactment of Senate Bill 1045, Eighty-eighth Legislature, Regular Session, or similar legislation, relating to the creation of the Fifteenth Court of Appeals with jurisdiction over certain civil cases, the compensation of the justices of that court, and the jurisdiction of the courts of appeals in this state, General Revenue funds in the amount of \$2,397,807 and 17.0 FTEs in fiscal year 2024 and \$2,327,569 and 17.0 FTEs in fiscal year 2025 are appropriated for the purpose of implementing the legislation.

SPECIAL PROVISIONS - JUDICIARY
(Continued)

- (b) Upon the enactment of Senate Bill 1045, appropriations and FTEs identified above in subsection (a) shall be provided to the Fifteenth Court of Appeals in a new bill pattern for that purpose in Article IV, The Judiciary, of this Act. The bill pattern shall include:
- (1) a Method of Financing with General Revenue appropriations in fiscal year 2025;
 - (2) a Number of Full-Time-Equivalents (FTE) in fiscal year 2025;
 - (3) a Schedule of Exempt Positions including one Chief Justice and two Justices with salary caps in fiscal year 2025;
 - (4) a strategy for Appellate Court Operations with amounts for that purpose in fiscal year 2025;
 - (5) a strategy for Appellate Justice Salaries with amounts for that purpose that are estimated and nontransferable in fiscal year 2025;
 - (6) a Performance Measure Targets rider including the following performance measures with targets of 100% attainment in fiscal year 2025:
 - (A) Clearance Rate;
 - (B) Percentage of Cases Under Submission for Less Than One Year; and
 - (C) Percentage of Cases Pending for Less Than Two Years.

¹ Modified to reflect technical corrections to include Associate Judges and Business Court Judges due to the enactment of HB 3474, 88th Legislature, Regular Session.

² Modified to reflect technical corrections to increase the number of Courts of Appeals due to the enactment of SB 1045, 88th Legislature, Regular Session, relating to the creation of the Fifteenth Court of Appeals with jurisdiction over certain civil cases, the compensation of the justices of that court, and the jurisdiction of the courts of appeals in this state.

³ Modified to reflect technical grammatical correction. Remove duplicated text.

⁴ Modified to reflect technical correction to correctly cite amounts for Chief Justice.

⁵ Relevant legislation passed and was enacted. The appropriations directed by this provision have been incorporated into the bill pattern of the Office of Court Administration in FY 2024 and the Fifteenth Court of Appeals in FY 2025.

⁶ Modified to reflect technical correction reducing the number of Justices at the court to two due to the enactment of SB 1045, 88th Legislature, Regular Session, relating to the creation of the Fifteenth Court of Appeals with jurisdiction over certain civil cases, the compensation of the justices of that court, and the jurisdiction of the courts of appeals in this state, creating the court in FY 2025.

**RECAPITULATION - ARTICLE IV
THE JUDICIARY
(General Revenue)**

	For the Years Ending	
	August 31, 2024	August 31, 2025
	<u>2024</u>	<u>2025</u>
Supreme Court of Texas	\$ 23,556,810	\$ 23,932,101
Court of Criminal Appeals	7,996,314	8,286,685
First Court of Appeals District, Houston	5,364,000	5,534,735
Second Court of Appeals District, Fort Worth	4,272,106	4,401,066
Third Court of Appeals District, Austin	3,687,836	3,799,851
Fourth Court of Appeals District, San Antonio	4,243,640	4,426,718
Fifth Court of Appeals District, Dallas	7,636,221	7,863,174
Sixth Court of Appeals District, Texarkana	1,927,810	1,985,353
Seventh Court of Appeals District, Amarillo	2,447,011	2,510,438
Eighth Court of Appeals District, El Paso	1,902,825	1,969,295
Ninth Court of Appeals District, Beaumont	2,433,677	2,506,633
Tenth Court of Appeals District, Waco	1,963,811	2,016,365
Eleventh Court of Appeals District, Eastland	1,920,902	2,008,468
Twelfth Court of Appeals District, Tyler	1,960,480	2,019,703
Thirteenth Court of Appeals District, Corpus Christi-Edinburg	3,721,145	3,831,326
Fourteenth Court of Appeals District, Houston	5,459,217	5,627,049
Fifteenth Court of Appeals District, Austin	0	2,327,569
Office of Court Administration, Texas Judicial Council	98,179,747	57,081,308
Office of Capital and Forensic Writs	131,433	0
Office of the State Prosecuting Attorney	479,317	506,090
State Law Library	1,306,484	1,331,555
State Commission on Judicial Conduct	1,506,020	1,485,935
Judiciary Section, Comptroller's Department	<u>130,143,700</u>	<u>131,066,270</u>
Subtotal, Judiciary	\$ 312,240,506	\$ 276,517,687
Retirement and Group Insurance	165,075,138	67,595,844
Social Security and Benefit Replacement Pay	<u>14,775,957</u>	<u>15,216,604</u>
Subtotal, Employee Benefits	\$ <u>179,851,095</u>	\$ <u>82,812,448</u>
TOTAL, ARTICLE IV - THE JUDICIARY	<u>\$ 492,091,601</u>	<u>\$ 359,330,135</u>

**RECAPITULATION - ARTICLE IV
THE JUDICIARY
(General Revenue-Dedicated)**

	For the Years Ending August 31, 2024	August 31, 2025
	<u>2024</u>	<u>2025</u>
Supreme Court of Texas	\$ 10,000,000	\$ 0
Court of Criminal Appeals	15,169,680	15,186,320
Office of Court Administration, Texas Judicial Council	64,373,524	63,876,260
Office of Capital and Forensic Writs	<u>3,187,815</u>	<u>3,163,719</u>
Subtotal, Judiciary	\$ 92,731,019	\$ 82,226,299
Retirement and Group Insurance	657,319	670,957
Social Security and Benefit Replacement Pay	<u>342,056</u>	<u>349,139</u>
Subtotal, Employee Benefits	\$ <u>999,375</u>	\$ <u>1,020,096</u>
TOTAL, ARTICLE IV - THE JUDICIARY	<u>\$ 93,730,394</u>	<u>\$ 83,246,395</u>

**RECAPITULATION - ARTICLE IV
THE JUDICIARY
(Federal Funds)**

	For the Years Ending	
	August 31, 2024	August 31, 2025
Supreme Court of Texas	\$ 2,108,858	\$ 2,108,858
Subtotal, Judiciary	\$ 2,108,858	\$ 2,108,858
TOTAL, ARTICLE IV - THE JUDICIARY	\$ 2,108,858	\$ 2,108,858

**RECAPITULATION - ARTICLE IV
THE JUDICIARY
(Other Funds)**

	For the Years Ending	
	August 31, 2024	August 31, 2025
	<u>2024</u>	<u>2025</u>
Supreme Court of Texas	\$ 20,519,137	\$ 20,519,139
Court of Criminal Appeals	367,751	367,751
First Court of Appeals District, Houston	328,050	328,050
Second Court of Appeals District, Fort Worth	275,050	275,050
Third Court of Appeals District, Austin	229,900	229,900
Fourth Court of Appeals District, San Antonio	266,050	266,050
Fifth Court of Appeals District, Dallas	490,950	490,950
Sixth Court of Appeals District, Texarkana	96,450	96,450
Seventh Court of Appeals District, Amarillo	128,600	128,600
Eighth Court of Appeals District, El Paso	98,450	98,450
Ninth Court of Appeals District, Beaumont	130,600	130,600
Tenth Court of Appeals District, Waco	97,450	97,450
Eleventh Court of Appeals District, Eastland	100,450	100,450
Twelfth Court of Appeals District, Tyler	96,450	96,450
Thirteenth Court of Appeals District, Corpus Christi-Edinburg	229,494	229,494
Fourteenth Court of Appeals District, Houston	451,893	451,893
Office of Court Administration, Texas Judicial Council	6,710,367	6,706,801
Office of the State Prosecuting Attorney	22,500	22,500
State Law Library	7,500	7,500
Judiciary Section, Comptroller's Department	<u>70,241,946</u>	<u>70,241,946</u>
Subtotal, Judiciary	\$ 100,889,038	\$ 100,885,474
Retirement and Group Insurance	<u>5,139,210</u>	<u>5,139,210</u>
Subtotal, Employee Benefits	\$ 5,139,210	\$ 5,139,210
Less Interagency Contracts	<u>\$ 11,085,966</u>	<u>\$ 11,082,400</u>
TOTAL, ARTICLE IV - THE JUDICIARY	<u>\$ 94,942,282</u>	<u>\$ 94,942,284</u>

**RECAPITULATION - ARTICLE IV
THE JUDICIARY
(All Funds)**

	For the Years Ending	
	August 31, 2024	August 31, 2025
	<u>2024</u>	<u>2025</u>
Supreme Court of Texas	\$ 56,184,805	\$ 46,560,098
Court of Criminal Appeals	23,533,745	23,840,756
First Court of Appeals District, Houston	5,692,050	5,862,785
Second Court of Appeals District, Fort Worth	4,547,156	4,676,116
Third Court of Appeals District, Austin	3,917,736	4,029,751
Fourth Court of Appeals District, San Antonio	4,509,690	4,692,768
Fifth Court of Appeals District, Dallas	8,127,171	8,354,124
Sixth Court of Appeals District, Texarkana	2,024,260	2,081,803
Seventh Court of Appeals District, Amarillo	2,575,611	2,639,038
Eighth Court of Appeals District, El Paso	2,001,275	2,067,745
Ninth Court of Appeals District, Beaumont	2,564,277	2,637,233
Tenth Court of Appeals District, Waco	2,061,261	2,113,815
Eleventh Court of Appeals District, Eastland	2,021,352	2,108,918
Twelfth Court of Appeals District, Tyler	2,056,930	2,116,153
Thirteenth Court of Appeals District, Corpus Christi-Edinburg	3,950,639	4,060,820
Fourteenth Court of Appeals District, Houston	5,911,110	6,078,942
Fifteenth Court of Appeals District, Austin	0	2,327,569
Office of Court Administration, Texas Judicial Council	169,263,638	127,664,369
Office of Capital and Forensic Writs	3,319,248	3,163,719
Office of the State Prosecuting Attorney	501,817	528,590
State Law Library	1,313,984	1,339,055
State Commission on Judicial Conduct	1,506,020	1,485,935
Judiciary Section, Comptroller's Department	<u>200,385,646</u>	<u>201,308,216</u>
Subtotal, Judiciary	\$ 507,969,421	\$ 461,738,318
Retirement and Group Insurance	170,871,667	73,406,011
Social Security and Benefit Replacement Pay	<u>15,118,013</u>	<u>15,565,743</u>
Subtotal, Employee Benefits	\$ 185,989,680	\$ 88,971,754
Less Interagency Contracts	<u>\$ 11,085,966</u>	<u>\$ 11,082,400</u>
TOTAL, ARTICLE IV - THE JUDICIARY	<u>\$ 682,873,135</u>	<u>\$ 539,627,672</u>
Number of Full-Time-Equivalents (FTE)	1,654.9	1,660.3

ARTICLE V

PUBLIC SAFETY AND CRIMINAL JUSTICE

Sec. 1. The several sums of money herein specified, or so much thereby as may be necessary, are appropriated out of any funds in the State Treasury not otherwise appropriated, or out of special funds as indicated, for the support, maintenance, or improvement of the designated public safety and criminal justice agencies.

ALCOHOLIC BEVERAGE COMMISSION

	For the Years Ending	
	August 31, 2024	August 31, 2025
Method of Financing:		
General Revenue Fund	\$ 61,373,685	\$ 58,485,649
Federal Funds	\$ 400,000	\$ 400,000
Appropriated Receipts	<u>\$ 100,000</u>	<u>\$ 100,000</u>
Total, Method of Financing	<u>\$ 61,873,685</u>	<u>\$ 58,985,649</u>
Other Direct and Indirect Costs Appropriated Elsewhere in this Act	\$ 18,793,388	\$ 19,268,518
This bill pattern represents an estimated 100% of this agency's estimated total available funds for the biennium.		
Number of Full-Time-Equivalents (FTE):	620.0	620.0
Schedule of Exempt Positions:		
Administrator, Group 7	\$203,743	\$203,743
Items of Appropriation:		
A. Goal: ENFORCEMENT		
Promote the Health, Safety, and Welfare of the Public.		
A.1.1. Strategy: ENFORCEMENT	\$ 27,249,791	\$ 27,249,791
B. Goal: LICENSING		
License, Permit, Register Qualified Businesses and Products.		
B.1.1. Strategy: LICENSING	\$ 5,494,025	\$ 5,494,025
C. Goal: COMPLIANCE AND TAX COLLECTION		
Ensure Compliance with Fees & Taxes.		
C.1.1. Strategy: COMPLIANCE MONITORING	\$ 7,146,144	\$ 7,146,144
Conduct Inspections and Monitor Compliance.		
C.2.1. Strategy: PORTS OF ENTRY	<u>5,129,987</u>	<u>5,129,987</u>
Total, Goal C: COMPLIANCE AND TAX COLLECTION	\$ 12,276,131	\$ 12,276,131
D. Goal: INDIRECT ADMINISTRATION		
D.1.1. Strategy: CENTRAL ADMINISTRATION	\$ 2,785,774	\$ 2,785,775
D.1.2. Strategy: INFORMATION RESOURCES	11,510,674	6,520,049
D.1.3. Strategy: OTHER SUPPORT SERVICES	<u>431,979</u>	<u>431,979</u>
Total, Goal D: INDIRECT ADMINISTRATION	\$ 14,728,427	\$ 9,737,803
E. Goal: SALARY ADJUSTMENTS		
E.1.1. Strategy: SALARY ADJUSTMENTS	<u>\$ 2,125,311</u>	<u>\$ 4,227,899</u>
Grand Total, ALCOHOLIC BEVERAGE COMMISSION	<u>\$ 61,873,685</u>	<u>\$ 58,985,649</u>
Object-of-Expense Informational Listing:		
Salaries and Wages	\$ 43,259,333	\$ 45,361,921
Other Personnel Costs	1,047,286	1,047,286
Professional Fees and Services	8,816,045	3,825,419

ALCOHOLIC BEVERAGE COMMISSION
(Continued)

Fuels and Lubricants	429,900	429,900
Consumable Supplies	60,515	60,515
Utilities	497,285	497,285
Travel	492,267	492,267
Rent - Building	2,145,827	2,145,828
Rent - Machine and Other	380,299	380,299
Other Operating Expense	4,744,928	4,744,929

Total, Object-of-Expense Informational Listing \$ 61,873,685 \$ 58,985,649

Estimated Allocations for Employee Benefits and Debt Service Appropriations Made Elsewhere in this Act:

Employee Benefits

Retirement	\$ 3,773,116	\$ 3,996,517
Group Insurance	8,781,028	9,033,845
Social Security	3,148,024	3,328,764
Benefits Replacement	5,821	4,651

Total, Estimated Allocations for Employee Benefits and Debt Service Appropriations Made Elsewhere in this Act \$ 15,707,989 \$ 16,363,777

1. Performance Measure Targets. The following is a listing of the key performance target levels for the Alcoholic Beverage Commission. It is the intent of the Legislature that appropriations made by this Act be utilized in the most efficient and effective manner possible to achieve the intended mission of the Alcoholic Beverage Commission. In order to achieve the objectives and service standards established by this Act, the Alcoholic Beverage Commission shall make every effort to attain the following designated key performance target levels associated with each item of appropriation.

	<u>2024</u>	<u>2025</u>
A. Goal: ENFORCEMENT		
Outcome (Results/Impact):		
Percentage of Priority Licensed Locations Inspected by Enforcement Agents	73%	73%
A.1.1. Strategy: ENFORCEMENT		
Output (Volume):		
Number of Inspections Conducted by Enforcement Agents	43,411	43,411
Number of Inspections of Priority Licensed Locations	36,147	36,147
Number of Investigations Completed Relating to Trafficking or Other Organized Criminal Activities	148	148
Number of Joint Operations That Target OCA or Trafficking	503	503
Number of Single Operations Targeting Organized Crime Activity (OCA) and Trafficking in Counties Along or Adjacent to the US/Mexico Border and the Gulf Intercoastal Waterway	150	150
Number of Undercover Operations Conducted	14,000	14,000
Efficiencies:		
Average Cost Per Enforcement Investigation	982.66	982.66
Average Cost of Multi-Agency/Joint Operations Targeting OCA and Trafficking	1,083.76	1,083.76
B. Goal: LICENSING		
Outcome (Results/Impact):		
Average Number of Days to Approve an Original Primary License/Permit	37	35
Average Number of Days to Approve a Product Registration Application	20	20
B.1.1. Strategy: LICENSING		
Output (Volume):		
Number of Licenses/Permits Issued	50,775	52,775
Efficiencies:		
Average Cost Per License/Permit Processed	77.94	77.58
C. Goal: COMPLIANCE AND TAX COLLECTION		
Outcome (Results/Impact):		
The Percent of Audits Found to Be in Full Compliance	85%	85%
The Percentage of Inspections Conducted by Field Auditors	99%	99%
C.1.1. Strategy: COMPLIANCE MONITORING		
Output (Volume):		
Number of Audits Conducted	1,832	1,832
Number of Inspections Conducted by Auditors	42,000	42,000
Number of Complaint Investigations Closed by Audit	2,500	2,500

ALCOHOLIC BEVERAGE COMMISSION
(Continued)

Efficiencies:

Average Cost of Audits Conducted 793.2 793.2

C.2.1. Strategy: PORTS OF ENTRY

Output (Volume):

Number of Alcoholic Beverage Containers Stamped 1,863,733 1,863,733
Number of Cigarette Packages Stamped 408,442 408,442

2. Capital Budget. None of the funds appropriated above may be expended for capital budget items except as listed below. The amounts shown below shall be expended only for the purposes shown and are not available for expenditure for other purposes. Amounts appropriated above and identified in this provision as appropriations either for "Lease payments to the Master Lease Purchase Program" or for items with an "(MLPP)" notation shall be expended only for the purpose of making lease-purchase payments to the Texas Public Finance Authority pursuant to the provisions of Government Code §1232.103.

	2024	2025
a. Acquisition of Information Resource Technologies		
(1) Agencywide PC Replacements and Tablet Computers - Leased	\$ 251,853	\$ 251,853
(2) Hardware/Software Acquisitions	364,292	364,292
(3) Information Technology Transformation	7,481,250	2,493,750
(4) AIMS Licensing and Support	1,200,000	1,200,000
Total, Acquisition of Information Resource Technologies	\$ 9,297,395	\$ 4,309,895
b. Acquisition of Capital Equipment and Items		
(1) Public Safety Equipment - Replacement	\$ 179,419	\$ 179,419
c. Data Center/Shared Technology Services		
(1) Data Center Consolidation	\$ 843,761	\$ 840,635
d. Cybersecurity		
(1) Cybersecurity Program	\$ 300,260	\$ 300,260
Total, Capital Budget	\$ 10,620,835	\$ 5,630,209
Method of Financing (Capital Budget):		
General Revenue Fund	\$ 10,620,835	\$ 5,630,209
Total, Method of Financing	\$ 10,620,835	\$ 5,630,209

3. Hazardous Duty Pay Authorized. The Texas Alcoholic Beverage Commission is authorized to pay hazardous duty pay to any commissioned law enforcement personnel as prescribed by law. It is further provided that individuals who had received hazardous duty pay as of August 31, 1981, shall continue to receive hazardous duty pay for the biennium beginning with the effective date of this Act. Individuals hired after August 31, 1981, shall not receive hazardous duty pay unless so authorized by Government Code, Chapter 659.

4. Witness Expenses Authorized. No other provisions of this Act shall prevent payment by the State of Texas of salaries and expenses incurred by representatives of the Texas Alcoholic Beverage Commission in attendance on state or federal grand jury proceedings, and who may be called as witnesses in the trial of criminal or civil cases in state or federal courts involving offenses complained of against state or federal liquor regulatory or revenue laws. It is further provided that any fees collected by the representatives in performing such duties shall be deposited in the State Treasury to the credit of the appropriations made above.

5. Revolving Fund. The revolving change fund in the amount of \$25,000 for use at several International Bridges is appropriated out of the funds above for the biennium beginning with the effective date of this Act for the same purposes.

6. Purchase of Evidence Authorized. From the amounts authorized above, the Texas Alcoholic Beverage Commission may establish a cash fund not to exceed \$150,000 for the purchase of evidence and/or information and surveillance expenses deemed necessary by the Commission.

7. Appropriations Limited to Revenue Collections. Fees, fines, and other miscellaneous revenues as authorized and generated by the operation of the Texas Alcoholic Beverage Commission pursuant to Texas Alcoholic Beverage Code, Section 205.02 shall cover, at a minimum, the cost of

ALCOHOLIC BEVERAGE COMMISSION
(Continued)

appropriations made above, as well as the amount identified above in the informational item "Other Direct and Indirect Costs Appropriated Elsewhere in this Act." "Other direct and indirect costs" are estimated to be \$18,793,388 for fiscal year 2024 and \$19,268,518 for fiscal year 2025. In the event that actual and/or projected revenue collections are insufficient to offset the costs identified by this provision, the Legislative Budget Board may direct that the Comptroller of Public Accounts reduce the appropriation authority provided above to be within the amount of revenue expected to be available.

8. Fleet of Motor Vehicles Authorized. From funds appropriated above, the Texas Alcoholic Beverage Commission may purchase and maintain a fleet of vehicles. If these vehicles are unmarked for law enforcement purposes, these vehicles shall be utilized only by personnel who are commissioned peace officers or those persons responsible for the maintenance and repair of these vehicles. Vehicles which are properly marked pursuant to state requirements may be utilized for other legitimate agency purposes as needed by personnel employed by the agency.

9. Appropriation: Seized Assets. All funds received under Chapter 59, Code of Criminal Procedure, and Chapter 71, Property Code, by the Texas Alcoholic Beverage Commission are appropriated above in Strategy A.1.1, Enforcement, to be used for law enforcement purposes. Any funds unexpended at the close of each fiscal year are appropriated for the following year (fiscal year 2023 unexpended balance estimated to be \$0).

10. Clothing Provisions.

- a. A commissioned officer who received a \$1,200 clothing allowance pursuant to the General Appropriations Act during the 2022-23 biennium shall receive a \$1,200 clothing allowance in the 2024-25 biennium.
- b. No person shall receive a \$1,200 clothing allowance unless eligible in subsection (a).
- c. An individual who is newly hired or newly commissioned after September 1, 1997, is eligible to receive a \$500 cleaning allowance.
- d. The Texas Alcoholic Beverage Commission may use appropriated funds to purchase uniforms for Tax Collectors at International Bridges.

11. Texas Wine Marketing Assistance Program. Pursuant to Section 5.56, Alcoholic Beverage Code, the Texas Alcoholic Beverage Commission shall transfer through an Interagency Contract \$250,000 in each fiscal year in General Revenue Funds, included in the amounts above, from Strategy D.1.1, Central Administration, to the Department of Agriculture for the Texas Wine Marketing Assistance Program.

12. Organized Criminal Activity and Financial Criminal Activity Intervention. The Texas Alcoholic Beverage Commission (TABC) shall report to the Legislative Budget Board not later than December 1 of each fiscal year the amount of appropriations expended during the previous fiscal year for the purpose of intervening in organized criminal activity and financial criminal activity. The report shall include a description of the activities of TABC personnel related to the interventions and the expenditures of each type of activity for which intervention occurs. The report shall include the expenditures for the Special Investigations Unit and the Financial Crimes Unit.

13. Limit on Travel and Activities.

- a. The Texas Alcoholic Beverage Commission may not expend funds appropriated to the agency by this Act for use during the state fiscal biennium ending August 31, 2025:
 - (1) for travel outside the state, other than for bona fide and documented law enforcement or investigative activities; or
 - (2) to attend or participate in an event, training, conference, class, or similar activity outside the state.
- b. The Texas Alcoholic Beverage Commission and employees of the commission may not accept payments from or spending authority on behalf of any trade, professional, or industry organization for any purpose or in any form, including a travel subsidy, payment of travel or other expenses for conference presenters, prepaid meals, or lodging.

ALCOHOLIC BEVERAGE COMMISSION
(Continued)

- 14. Estimates of Future Funds.** The Texas Alcoholic Beverage Commission shall include estimates of future Federal Funds, Other Funds, and 100 percent federally funded full-time equivalent positions in the agency’s Legislative Appropriations Request.
- 15. Hardship Station.** Out of funds appropriated above, the Texas Alcoholic Beverage Commission is authorized to designate hardship stations across the state based on excessive vacancies and/or a high cost of living. The Texas Alcoholic Beverage Commission may provide financial incentives, not to exceed \$5,000 per fiscal year, to commissioned peace officers accepting these positions. The incentives will be based on available funds as determined by the Executive Director.
- 16. Winery Permit Study.** Out of amounts appropriated above in Strategy B.1.1, Licensing, the Alcoholic Beverage Commission shall conduct a study, in coordination with the Texas Department of Agriculture, of the privileges granted to winery permits issued under Chapter 16 of the Alcoholic Beverage Code, including:
- a. the issuance of permits to persons that do not grow grapes and manufacture wine from those grapes, including separate information on holders of other permits that manufacture alcohol;
 - b. the activities permit holders are authorized to engage in and how such authority fits within Texas’ three tier system;
 - c. the feasibility of creating a separate permit specifically for persons that grow grapes and manufacture wine from those grapes;
 - d. how other state license wineries and the activities those wineries are authorized to engage in, as compared to Texas;
 - e. the economic benefits of allowing wine sales by other alcohol manufacturing licensees; and
 - f. how state agencies support and market the different types of wineries.

The Commission shall prepare and submit to the Legislature no later than August 31, 2024, a report containing the findings of the study and other information the Commission believes the Legislature may find useful in analyzing the current winery permit structure, the creation of new permits related to wine, and the distribution of authority among such permits.

DEPARTMENT OF CRIMINAL JUSTICE

	For the Years Ending	
	August 31, 2024	August 31, 2025
Method of Financing:		
<u>General Revenue Fund</u>		
General Revenue Fund ^{1, 2, 3}	\$ 1,304,260,427	\$ 2,379,588,412
Education and Recreation Program Receipts	142,514,990	142,514,990
Texas Correctional Industries Receipts	5,248,913	5,248,913
Subtotal, General Revenue Fund	\$ 1,452,024,330	\$ 2,527,352,315
<u>General Revenue Fund - Dedicated</u>		
Private Sector Prison Industry Expansion Account No. 5060	\$ 73,575	\$ 73,574
Deferred Maintenance Account No. 5166	49,151,058	36,125,442
Subtotal, General Revenue Fund - Dedicated	\$ 49,224,633	\$ 36,199,016
<u>Federal Funds</u>		
Coronavirus Relief Fund ²	\$ 2,679,080,612	\$ 1,612,361,746
Federal Funds	12,579,586	454,503
Federal Funds for Incarcerated Aliens	8,644,147	8,644,147
Subtotal, Federal Funds	\$ 2,700,304,345	\$ 1,621,460,396
<u>Other Funds</u>		
Appropriated Receipts	\$ 14,203,286	\$ 14,203,287
Interagency Contracts	475,565	475,565

DEPARTMENT OF CRIMINAL JUSTICE
(Continued)

Interagency Contracts - Texas Correctional Industries	<u>53,336,477</u>	<u>53,336,476</u>
Subtotal, Other Funds	\$ <u>68,015,328</u>	\$ <u>68,015,328</u>
Total, Method of Financing	<u>\$ 4,269,568,636</u>	<u>\$ 4,253,027,055</u>

This bill pattern represents an estimated 100% of this agency's estimated total available funds for the biennium.

Number of Full-Time-Equivalents (FTE):	39,951.5	39,942.8
---	----------	----------

Schedule of Exempt Positions:

Executive Director, Group 9	\$287,657	\$299,813
Presiding Officer, Board of Pardons and Paroles, Group 5	185,115	194,371
Parole Board Member, Group 3	(6) 131,250	(6) 137,813

Items of Appropriation:

A. Goal: PROVIDE PRISON DIVERSIONS

Provide Prison Diversions through Probation & Community-based Programs.

A.1.1. Strategy: BASIC SUPERVISION	\$ 117,245,882	\$ 139,245,797
A.1.2. Strategy: DIVERSION PROGRAMS	126,034,508	126,034,508
A.1.3. Strategy: COMMUNITY CORRECTIONS	43,180,454	43,180,455
A.1.4. Strategy: TRMT ALTERNATIVES TO INCARCERATION	<u>10,773,975</u>	<u>10,773,976</u>
Treatment Alternatives to Incarceration Program.		

Total, Goal A: PROVIDE PRISON DIVERSIONS	\$ 297,234,819	\$ 319,234,736
---	----------------	----------------

B. Goal: SPECIAL NEEDS OFFENDERS

B.1.1. Strategy: SPECIAL NEEDS PROGRAMS AND SERVICES ²	\$ 29,024,667	\$ 30,473,954
--	---------------	---------------

C. Goal: INCARCERATE FELONS

C.1.1. Strategy: CORRECTIONAL SECURITY OPERATIONS ^{2,3}	\$ 1,450,599,958	\$ 1,450,599,957
C.1.2. Strategy: CORRECTIONAL SUPPORT OPERATIONS ²	121,999,081	100,921,581
C.1.3. Strategy: CORRECTIONAL TRAINING ²	7,150,786	7,150,786
C.1.4. Strategy: INMATE SERVICES ²	10,719,086	10,719,085
C.1.5. Strategy: INSTITUTIONAL GOODS ²	204,511,277	185,205,424
C.1.6. Strategy: INSTITUTIONAL SERVICES ²	226,595,389	226,595,387
C.1.7. Strategy: INST'L OPERATIONS & MAINTENANCE ²	233,795,949	217,490,665
Institutional Operations and Maintenance.		
C.1.8. Strategy: UNIT AND PSYCHIATRIC CARE ²	392,603,222	406,568,955
Managed Health Care-Unit and Psychiatric Care.		
C.1.9. Strategy: HOSPITAL AND CLINICAL CARE ²	290,343,542	294,913,635
Managed Health Care-Hospital and Clinical Care.		
C.1.10. Strategy: MANAGED HEALTH CARE-PHARMACY ²	78,949,633	79,455,553
C.1.11. Strategy: HEALTH SERVICES ²	5,252,718	5,252,717
C.1.12. Strategy: CONTRACT PRISONS/PRIVATE ST JAILS	110,771,018	110,844,511
Contract Prisons and Privately Operated State Jails.		
C.2.1. Strategy: TEXAS CORRECTIONAL INDUSTRIES	76,662,874	75,562,873
C.2.2. Strategy: ACADEMIC/VOCATIONAL TRAINING	2,919,044	2,919,044
Academic and Vocational Training.		
C.2.3. Strategy: TREATMENT SERVICES ²	33,048,829	32,906,628
C.2.4. Strategy: SUBSTANCE ABUSE FELONY PUNISHMENT ²	47,405,521	47,719,185
Substance Abuse Treatmt - Substance Abuse Felony Punishment Facilities.		
C.2.5. Strategy: IN-PRISON SA TREATMT & COORDINATION ²	37,116,220	37,434,856
Substance Abuse Treatment - In-Prison Treatment and Coordination.		
C.3.1. Strategy: MAJOR REPAIR OF FACILITIES ¹	<u>188,986,058</u>	<u>88,860,442</u>

Total, Goal C: INCARCERATE FELONS	\$ 3,519,430,205	\$ 3,381,121,284
--	------------------	------------------

DEPARTMENT OF CRIMINAL JUSTICE
(Continued)

D. Goal: BOARD OF PARDONS AND PAROLES		
D.1.1. Strategy: BOARD OF PARDONS AND PAROLES ²	\$ 6,202,772	\$ 6,251,402
D.1.2. Strategy: REVOCATION PROCESSING ²	8,031,053	8,031,052
D.1.3. Strategy: INSTITUTIONAL PAROLE OPERATIONS ²	<u>15,813,479</u>	<u>15,743,479</u>
Total, Goal D: BOARD OF PARDONS AND PAROLES	\$ 30,047,304	\$ 30,025,933
E. Goal: OPERATE PAROLE SYSTEM		
E.1.1. Strategy: PAROLE RELEASE PROCESSING ²	\$ 6,614,620	\$ 6,614,620
E.2.1. Strategy: PAROLE SUPERVISION ²	119,364,475	117,761,912
E.2.2. Strategy: RESIDENTIAL REENTRY CENTERS	37,059,708	37,045,354
E.2.3. Strategy: INTERMEDIATE SANCTION FACILITIES ²	<u>23,636,051</u>	<u>23,650,919</u>
Total, Goal E: OPERATE PAROLE SYSTEM	\$ 186,674,854	\$ 185,072,805
F. Goal: ADMINISTRATION		
F.1.1. Strategy: CENTRAL ADMINISTRATION ²	\$ 26,055,709	\$ 26,067,865
F.1.2. Strategy: VICTIM SERVICES ²	1,496,389	1,496,389
F.1.3. Strategy: INFORMATION RESOURCES ²	55,215,202	56,295,308
F.1.4. Strategy: BOARD OVERSIGHT PROGRAMS ²	<u>24,124,921</u>	<u>23,449,996</u>
Total, Goal F: ADMINISTRATION	\$ 106,892,221	\$ 107,309,558
G. Goal: SALARY ADJUSTMENTS		
G.1.1. Strategy: SALARY ADJUSTMENTS ²	<u>\$ 100,264,566</u>	<u>\$ 199,788,785</u>
Grand Total, DEPARTMENT OF CRIMINAL JUSTICE	<u>\$ 4,269,568,636</u>	<u>\$ 4,253,027,055</u>

Object-of-Expense Informational Listing:

Salaries and Wages	\$ 1,934,260,473	\$ 2,032,726,474
Other Personnel Costs	76,066,409	75,961,495
Professional Fees and Services	854,032,640	861,408,543
Fuels and Lubricants	16,097,393	16,097,392
Consumable Supplies	22,198,806	18,187,581
Utilities	139,773,892	139,773,892
Travel	10,049,212	9,932,350
Rent - Building	17,317,611	17,246,652
Rent - Machine and Other	7,297,726	7,297,728
Other Operating Expense	679,509,993	568,887,649
Client Services	69,403,374	69,708,066
Food for Persons - Wards of State	105,372,693	105,372,692
Grants	296,225,510	318,225,427
Capital Expenditures	<u>41,962,904</u>	<u>12,201,114</u>
Total, Object-of-Expense Informational Listing	<u>\$ 4,269,568,636</u>	<u>\$ 4,253,027,055</u>

Estimated Allocations for Employee Benefits and Debt Service Appropriations Made Elsewhere in this Act:

<u>Employee Benefits</u>		
Retirement	\$ 169,823,422	\$ 180,095,620
Group Insurance	484,599,162	496,374,250
Social Security	160,688,520	169,144,649
Benefits Replacement	<u>397,763</u>	<u>317,813</u>

Subtotal, Employee Benefits \$ 815,508,867 \$ 845,932,332

Debt Service

TPFA GO Bond Debt Service	<u>\$ 34,694,731</u>	<u>\$ 23,789,045</u>
---------------------------	----------------------	----------------------

Total, Estimated Allocations for Employee Benefits and Debt Service Appropriations Made Elsewhere in this Act \$ 850,203,598 \$ 869,721,377

1. Performance Measure Targets. The following is a listing of the key performance target levels for the Department of Criminal Justice. It is the intent of the Legislature that appropriations made by this Act be utilized in the most efficient and effective manner possible to achieve the intended mission of the Department of Criminal Justice. In order to achieve the objectives and service standards established by this Act, the Department of Criminal Justice shall make every effort to attain the following designated key performance target levels associated with each item of appropriation.

DEPARTMENT OF CRIMINAL JUSTICE
(Continued)

	<u>2024</u>	<u>2025</u>
A. Goal: PROVIDE PRISON DIVERSIONS		
A.1.1. Strategy: BASIC SUPERVISION		
Output (Volume):		
Average Number of Felony Offenders under Direct Supervision	137,499	141,136
Efficiencies:		
Average Monthly Caseload	85.41	86.37
A.1.2. Strategy: DIVERSION PROGRAMS		
Output (Volume):		
Number of Residential Facility Beds Grant-funded	2,602	2,602
A.1.3. Strategy: COMMUNITY CORRECTIONS		
Output (Volume):		
Number of Residential Facility Beds Funded through Community Corrections	86	86
B. Goal: SPECIAL NEEDS OFFENDERS		
Outcome (Results/Impact):		
Offenders with Special Needs Three-year Reincarceration Rate	14%	14%
B.1.1. Strategy: SPECIAL NEEDS PROGRAMS AND SERVICES		
Output (Volume):		
Number of Special Needs Offenders Served Through the Continuity of Care Programs	70,000	70,000
C. Goal: INCARCERATE FELONS		
Outcome (Results/Impact):		
Three-year Recidivism Rate	20.3%	20.3%
Number of Inmates Who Have Escaped from Incarceration	0	0
Turnover Rate of Correctional Officers	30%	30%
Average Number of Inmates Receiving Medical and Psychiatric Services from Health Care Providers	133,548	134,383
Medical and Psychiatric Care Cost Per Inmate Day	15.59	15.92
C.1.1. Strategy: CORRECTIONAL SECURITY OPERATIONS		
Output (Volume):		
Average Number of Inmates Incarcerated	122,842	123,677
C.1.8. Strategy: UNIT AND PSYCHIATRIC CARE		
Output (Volume):		
Psychiatric Inpatient Average Daily Census	1,851.69	1,851.69
C.1.12. Strategy: CONTRACT PRISONS/PRIVATE ST JAILS		
Output (Volume):		
Average Number of Inmates in Contract Prisons and Privately Operated State Jails	8,698	8,698
Average Number of Inmates in Work Program Facilities	500	500
C.2.1. Strategy: TEXAS CORRECTIONAL INDUSTRIES		
Output (Volume):		
Number of Inmates Assigned to the Texas Correctional Industries Program	4,800	4,800
C.2.3. Strategy: TREATMENT SERVICES		
Output (Volume):		
Number of Sex Offenders Receiving Subsidized Psychological Counseling While on Parole/Mandatory Supervision	5,196	5,196
C.2.4. Strategy: SUBSTANCE ABUSE FELONY PUNISHMENT		
Output (Volume):		
Number of Offenders Completing Treatment in Substance Abuse Felony Punishment Facilities	3,684	3,684
D. Goal: BOARD OF PARDONS AND PAROLES		
D.1.1. Strategy: BOARD OF PARDONS AND PAROLES		
Output (Volume):		
Number of Parole Cases Considered	78,777	78,777
E. Goal: OPERATE PAROLE SYSTEM		
Outcome (Results/Impact):		
Releasee Annual Revocation Rate	5	5
E.1.1. Strategy: PAROLE RELEASE PROCESSING		
Output (Volume):		
Number of Parole Cases Processed	32,899	32,899
E.2.1. Strategy: PAROLE SUPERVISION		
Output (Volume):		
Average Number of Offenders Under Active Parole Supervision	83,405	84,225

DEPARTMENT OF CRIMINAL JUSTICE
(Continued)

Efficiencies:

Average Monthly Caseload 62 62

E.2.2. Strategy: RESIDENTIAL REENTRY CENTERS

Output (Volume):

Average Number of Releasees in Residential Reentry Centers 1,904 1,904

E.2.3. Strategy: INTERMEDIATE SANCTION FACILITIES

Output (Volume):

Average Number of Parolees and Probationers in Intermediate Sanction Facilities 2,096 2,096

2. Capital Budget.^{1,2} None of the funds appropriated above may be expended for capital budget items except as listed below. The amounts shown below shall be expended only for the purposes shown and are not available for expenditure for other purposes. Amounts appropriated above and identified in this provision as appropriations either for "Lease Payments to the Master Lease Purchase Program" or for items with an "(MLPP)" notation shall be expended only for the purpose of making lease-purchase payments to the Texas Public Finance Authority pursuant to the provisions of Government Code §1232.103.

	2024	2025
a. Repair or Rehabilitation of Buildings and Facilities		
(1) Repair and Rehabilitation of Facilities	\$ 168,986,058	\$ 88,860,442
(2) Hospital Galveston Deferred Maintenance	20,000,000	0
Total, Repair or Rehabilitation of Buildings and Facilities	\$ 188,986,058	\$ 88,860,442
b. Acquisition of Information Resource Technologies		
(1) Computer and Software Acquisitions	\$ 8,092,552	\$ 2,208,000
(2) Board of Pardons and Paroles - Computer & Software Acquisitions	101,306	101,307
(3) Inmate Banking System	6,980,000	1,145,000
(4) Correctional Security Equipment	11,516,151	3,148,151
(5) Body-Worn Cameras	16,300,000	7,600,000
Total, Acquisition of Information Resource Technologies	\$ 42,990,009	\$ 14,202,458
c. Transportation Items		
(1) Office of Inspector General - Vehicles	\$ 600,000	\$ 0
d. Acquisition of Capital Equipment and Items		
(1) Radio Interoperability	\$ 4,404,940	\$ 0
(2) Agricultural Operations	502,740	502,739
(3) Replacement of Operational Support Equipment	21,836,465	2,530,614
(4) Equipment Replacements for Industrial Operations	1,917,210	1,917,210
Total, Acquisition of Capital Equipment and Items	\$ 28,661,355	\$ 4,950,563
e. Data Center/Shared Technology Services		
(1) Data Center Consolidation	\$ 30,232,511	\$ 37,071,165
f. Centralized Accounting and Payroll/Personnel System (CAPPS)		
(1) Centralized Accounting and Payroll/Personnel System	\$ 1,254,782	\$ 1,298,182
Total, Capital Budget	\$ 292,724,715	\$ 146,382,810

DEPARTMENT OF CRIMINAL JUSTICE
(Continued)

Method of Financing (Capital Budget):

<u>General Revenue Fund</u>		
General Revenue Fund	\$ 233,421,665	\$ 107,195,158
Education and Recreation Program Receipts	<u>6,980,000</u>	<u>1,145,000</u>
Subtotal, General Revenue Fund	\$ 240,401,665	\$ 108,340,158
GR Dedicated - Deferred Maintenance Account No. 5166	\$ 49,151,058	\$ 36,125,442
Coronavirus Relief Fund	\$ 1,254,782	\$ 0
Interagency Contracts - Texas Correctional Industries	<u>\$ 1,917,210</u>	<u>\$ 1,917,210</u>
Total, Method of Financing	<u>\$ 292,724,715</u>	<u>\$ 146,382,810</u>

- 3. Disposition of Construction Appropriation.** Construction appropriations may be used to pay salaries of engineers, architects, superintendents, supervisors, and administrative expenses and support personnel of construction projects; architectural fees and the actual and necessary travel expenses incurred by them or their representatives in making special trips of inspection at the instance of the Board of Criminal Justice or the Department of Criminal Justice's Executive Director or designee during construction or repair of buildings or installation of fixed equipment in buildings. The State Auditor's Office may recommend job titles and rates of pay for salaried positions.
- 4. Temporary Loan of Construction Resources.** The Texas Department of Criminal Justice (TDCJ) may temporarily utilize materials and equipment acquired and personnel paid from one project appropriated for construction, repairs, and renovation, including construction of additional capacity and building maintenance, to construct any other similar project for which funds have been appropriated. The receiving project must reimburse the providing project within twelve months with funds and/or a like amount of materials, equipment, equipment usage, or personnel of equivalent value. Reimbursement with funds may be accomplished by transfer in a manner which records appropriate expenditures to the borrowing project and negative expenditures to the lending project. These transfers may be summary amounts in a manner approved by the Comptroller of Public Accounts. However, TDCJ must maintain adequate detailed records to support summary transfer amounts.
- 5. Architectural Fees.** Notwithstanding other provisions of this Act, in those instances where inmate labor is used on construction projects, the Texas Department of Criminal Justice may pay architectural fees based on the estimated total cost of a project as if it were to be done by a private contractor. The department shall employ an independent firm, separate from the architect, to estimate the total cost of a project. Architectural fees based on the estimated cost shall be governed by other provisions of this Act.
- 6. Utilization of Existing Correctional Facilities.** The department shall give full consideration to utilizing existing correctional facilities located in the State of Texas and currently owned or operated by federal or local governments. Appropriations to the department may be used for the purposes of leasing, purchasing, or contracting for operations of such facilities if agreements can be reached which are beneficial to the State.
- 7. Salary Adjustment Authorized.** Notwithstanding other provisions of this Act, the Texas Department of Criminal Justice is authorized to adjust salaries of the following position series to rates within the designated salary group for the purpose of recruiting, employing, and retaining career correctional personnel:
- a. Correctional Officer;
 - b. Sergeant, Lieutenant, Captain, and Major of Correctional Officers;
 - c. Food Service Manager;
 - d. Laundry Manager; and
 - e. Parole Officer.

DEPARTMENT OF CRIMINAL JUSTICE

(Continued)

Merit raises are prohibited for all employees who are receiving or are eligible to receive step adjustments in the career ladder system. No compression raise may be granted as a result of the salary adjustment authorized in this article.

8. Appropriation: Meals Authorized. The department may charge an amount necessary to recover the cost of a meal provided to an employee. Department employees assigned to work inside correctional facilities or on travel status may receive up to two free meals per shift and employees residing in employee dormitories may receive three free meals per day. None of the funds appropriated above shall be utilized to provide meals to other employees for a charge of less than \$1.00 per meal or to grow, purchase, prepare, or provide food products for employees to use at their homes. All meal fees received are appropriated above in Strategy C.1.5, Institutional Goods. Any fees collected in excess of \$3,030 in fiscal year 2024 and \$3,031 in fiscal year 2025 are appropriated to the department for the same purpose.

9. Benefit Policy Required. The Board of Criminal Justice shall maintain a written policy relating to benefits provided in Riders 8 and 11 specifying the criteria used to award these benefits to employees, and shall maintain a system to account for all costs related to these benefits and all revenues from collection of fees.

10. Appropriation: State-owned Housing Authorized.

- a. The department's Regional Directors, Chief Wardens, Assistant Wardens, Majors of Correctional Officers, Captain of Correctional Officers, Lieutenant of Correctional Officers, Kennel Sergeants, Maintenance Supervisors, and Fire/Safety Managers at each facility may live in state-owned housing at rental rates determined by the department.
- b. Other department employees may live in available state-owned housing as set forth in Article IX, Section 11.02, Reporting Related to State Owned Housing, of this Act.
- c. All fees received for employee housing are appropriated above in Strategy C.1.7, Institutional Operations and Maintenance, to be used for maintaining employee housing. Any fees collected in excess of \$1,904,576 in fiscal year 2024 and \$1,904,576 in fiscal year 2025 are appropriated to the department for the same purpose.
- d. The state-owned housing, excluding Bachelor's Officers Quarters, at the Texas Department of Criminal Justice shall be a cost recovery program. The total fees charged to employees shall at least cover the cost of maintenance and utilities.

11. Appropriation: Laundry Service. The department may charge an amount necessary to recover the cost for the provision of laundry services. The department may launder or dry clean the uniforms of correctional officers at no charge. None of the funds appropriated above may be used to launder or dry clean other employee clothing or to provide other services unless fees are charged to recover the cost of providing the services. All fees collected for laundry and other related services are appropriated above in Strategy C.1.5, Institutional Goods. Any fees collected in excess of \$835,476 in fiscal year 2024 and \$835,476 in fiscal year 2025 are appropriated to the department for the same purpose.

12. Employee Medical Care. Appropriations made in this Act may also be expended to provide medical attention and hospitalization by correctional medical staff and the correctional hospital facilities, or to pay necessary medical expenses for employees injured while performing the duties of any hazardous position which is not reimbursed by workers' compensation and/or employees' state insurance. For the purpose of this section, "hazardous position" shall mean one for which the regular and normal duties inherently involve the risk or peril of bodily injury or harm. Appropriations made in this Act may also be expended for medical tests and procedures on employees that are required by federal or state law or regulations when the tests or procedures are required as a result of the employee's job assignment or when considered necessary due to potential or existing litigation.

13. Transfer Authority within and between Goals. Notwithstanding Article IX, Section 14.01, Appropriation Transfers, of this Act, the Texas Department of Criminal Justice may transfer such amounts as may be necessary within appropriations made for each goal.

Funds may be transferred between goals, provided that before any transfer between goals which will have the cumulative effect of changing expenditures for any goal by more than 20 percent of

DEPARTMENT OF CRIMINAL JUSTICE

(Continued)

the amount appropriated for that goal for the fiscal year, written notification of intent to transfer be provided the Governor, the Legislative Budget Board, the Senate Finance Committee, and the House Appropriations Committee.

- 14. Petty Cash Fund Authorized.** The local Petty Cash Revolving Fund in the amount of \$10,000 is continued for the biennium beginning September 1, 2023, and may be used to advance or reimburse transfer agents and for the care and maintenance of convicted felons while en route to the department from points in Texas and elsewhere in the United States; and for the payment of C.O.D. freight and express charges and similar items requiring immediate cash disbursements. The funds shall be reimbursed by warrants drawn and approved by the Comptroller out of appropriated funds to the Texas Department of Criminal Justice.
- 15. Revolving Fund Authorized.** The local Inmate Release Revolving Fund of \$500,000 is continued for each year of the biennium beginning September 1, 2023, and is deposited in a bank or banks in Texas. All inmates released on parole, mandatory supervision, discharge, or conditional pardon shall be paid out of this fund. The fund shall be reimbursed by warrants drawn and approved by the Comptroller out of appropriated funds to the Texas Department of Criminal Justice.
- 16. Appropriation: Agriculture Receipts.** Each year of the biennium the Texas Department of Criminal Justice (TDCJ) may exchange agricultural products for other agricultural products and finished goods, and all revenue accruing from the sale of agricultural commodities or livestock and other revenues as they apply to sales of equipment, salvage, refunds, and to recover damage claims are appropriated above in Strategy C.1.6, Institutional Services. Any revenues collected in excess of \$6,391,832 in fiscal year 2024 and \$6,391,832 in fiscal year 2025 are appropriated to the department for agricultural operations. Any unexpended balance up to \$2,000,000 remaining from revenues on August 31, 2023, and August 31, 2024, is appropriated to allow for continuity of agricultural production and sales cycles which do not conform to fiscal years (fiscal year 2023 unexpended balance estimated to be \$0).
- 17. Appropriation: Acceptance of Grants, Gifts.** The Board of Criminal Justice is authorized to accept federal grants, donations, and gifts, including those of real property, for the programs and projects of the agency. All such gifts, donations, and grants are appropriated above in Goal C, Incarcerate Felons, and Goal E, Operate Parole System, for the purposes for which they are made available, provided, however, that in taking advantage of or accepting funds, the Board shall not incur any indebtedness which would necessitate a supplemental or additional appropriation out of any funds of this State nor deplete any of the funds appropriated to an amount which would necessitate a supplemental or additional appropriation out of any funds of this State to replenish said fund or funds.
- 18. Appropriation: Controlled Substance Receipts.** In addition to the amounts appropriated above, all funds received under Chapter 59, Code of Criminal Procedure, and Chapter 71, Property Code, by the Texas Department of Criminal Justice are appropriated in Strategy F.1.4, Board Oversight Programs, to be used for law enforcement purposes. Any funds unexpended at the close of each fiscal year are appropriated for the following year (fiscal year 2023 unexpended balance estimated to be \$0).
- 19. Appropriation: Texas Correctional Industries Receipts.** Receipts collected from the sales of products produced by Texas Correctional Industries (TCI) are appropriated above in Strategy C.2.1, Texas Correctional Industries. Any receipts collected in excess of \$58,585,390 in fiscal year 2024 and \$58,585,389 in fiscal year 2025 are appropriated to the department for the continued production of TCI goods and services (estimated to be \$0). Any unexpended and unobligated balance up to \$5,000,000 remaining from TCI revenues on August 31, 2023, and August 31, 2024, is appropriated to the department for the same purpose. The State Comptroller shall transfer any unobligated fund balances from TCI receipts in excess of \$5,000,000 to the General Revenue Fund at the end of each fiscal year (fiscal year 2023 unexpended balance estimated to be \$0).
- 20. Appropriation: Unexpended Balances for Increased Inmate Populations.** In order to operate new correctional facilities or programs necessary for increased inmate populations under the department's supervision, unexpended balances from appropriations made to the Texas Department of Criminal Justice for fiscal year 2024 are hereby appropriated to the Department for fiscal year 2025 contingent upon written notification to the Governor and the Legislative Budget

DEPARTMENT OF CRIMINAL JUSTICE
(Continued)

Board by the Texas Board of Criminal Justice, not less than 45 days prior to encumbrance, which details the amount and purpose of expenditures of funds carried into fiscal year 2025 under authority of this provision.

- 21. Transfer Limitation.** Upon any order from a federal court that requires the Texas Department of Criminal Justice to transfer funds from any appropriation made above, those funds which were attempted to be transferred shall lapse and the Comptroller shall return the amount appropriated to its respective source.
- 22. Appropriation: Recreational Facility Fees.** The department may charge an amount necessary to recover the cost for the use of recreation facilities. Fees charged for recreation facilities owned and operated by the department are to be deposited in a special account with the Comptroller of Public Accounts. All recreational facility fees received are appropriated above in Strategy C.1.7, Institutional Operations and Maintenance. Any fees collected in excess of \$21,165 in fiscal year 2024 and \$21,165 in fiscal year 2025 are appropriated to the department for continued operation and maintenance of the department's recreational facilities.
- 23. Aircraft Provision.** Notwithstanding other provisions in this Act, the Texas Department of Criminal Justice (TDCJ) may expend funds from appropriations above to own or lease, operate, and maintain one aircraft and to replace it if necessary. In the event that a temporary need arises, TDCJ may expend funds for the lease or rental of aircraft on an as-needed basis.
- 24. Appropriation: Education and Recreation Program Receipts.** All receipts collected from the operation of facility commissaries and all gifts and other income for inmate welfare accruing together with Education and Recreation Program account balances at the beginning of each year of the biennium beginning September 1, 2023, are appropriated above in Strategy C.1.6, Institutional Services, to the Texas Department of Criminal Justice subject to the following provisions:
- a. All receipts collected shall be deposited in accordance with applicable statutes: (1) in the General Revenue Fund of the State Treasury; (2) in trust with the State Comptroller; or (3) in a local bank account on approval by the State Comptroller.
 - b. Salaries of personnel employed by the Education and Recreation Program shall conform with the provisions of the Classification Plan except as otherwise provided by this Act.
 - c. Funds deposited in Education and Recreation Program accounts shall be expended only with the advance, written approval of the Board of Criminal Justice.
 - d. The department shall expend Education and Recreation Program receipts first for the construction, maintenance, equipment, and operations of recreational facilities and for the income producing operations of the program. Any remaining balances may be expended for other programs benefiting the welfare of department confines.

Any Education and Recreation Program receipts collected in excess of \$142,514,990 in fiscal year 2024 and \$142,514,990 in fiscal year 2025 are appropriated to the department subject to the above-cited provisions.

- 25. Appropriation: Parole Supervision Fees.** All parole supervision fees collected from offenders in accordance with Government Code Section 508.182, are appropriated above in Strategy E.2.1, Parole Supervision. Any fees collected in excess of \$7,285,865 in fiscal year 2024 and \$7,285,865 in fiscal year 2025 are appropriated to the department for parole supervision.
- 26. Postsecondary Education Programs.** Out of funds appropriated above in Strategy C.2.2, Academic and Vocational Training, the Texas Department of Criminal Justice may provide postsecondary education courses only to inmates who have:
- a. demonstrated a clear and convincing record of rehabilitation while incarcerated, and
 - b. demonstrated an interest in a field of study, and
 - c. demonstrated the aptitude and capabilities to do college-level study.

The costs of such postsecondary education programs shall be reimbursed by the inmate as a condition of parole. One hundred percent of the reimbursements are appropriated to Strategy C.2.2, Academic and Vocational Training.

DEPARTMENT OF CRIMINAL JUSTICE

(Continued)

The Texas Department of Criminal Justice may not transfer appropriations out of Strategy C.2.2, Academic and Vocational Training. All of the funds appropriated above in Strategy C.2.2, Academic and Vocational Training, are to be distributed to the colleges that provide the postsecondary education programs and services. No funds appropriated above in Strategy C.2.2, Academic and Vocational Training, may be retained by TDCJ or the Windham School District for administration. Programs under Strategy C.2.2, Academic and Vocational Training, are to be administered by TDCJ's Rehabilitation Programs Division.

- 27. Appropriation Transfers Between Fiscal Years.** In addition to the transfer authority provided elsewhere in this Act, the Texas Department of Criminal Justice may transfer General Revenue appropriations in an amount not to exceed \$150,000,000 made for fiscal year 2025 to fiscal year 2024, subject to the following conditions provided by this section:
- (a) Transfers under this section may be made only:
 - (1) if correctional populations exceed the capacity of the department, or
 - (2) if Federal Funds for Incarcerated Aliens appropriated in fiscal year 2024 to the department are not received in the amount identified in the method of finance for that year, or
 - (3) for any other emergency expenditure requirements, including expenditures necessitated by public calamity.
 - (b) The transfer authority provided above is exclusive of expenditure needs for Strategy C.1.8, Managed Health Care - Unit and Psychiatric Care, C.1.9, Managed Health Care - Hospital and Clinical Care, and C.1.10, Managed Health Care - Pharmacy.
 - (c) A transfer authorized by this section must receive the prior approval of the Governor and the Legislative Budget Board.
 - (d) The Comptroller of Public Accounts shall cooperate as necessary to assist the completion of a transfer and spending made under this section.
- 28. Computer Refurbishing Program.** The Texas Department of Criminal Justice shall use funds appropriated above in Strategy C.2.1, Texas Correctional Industries, to develop and implement an inmate work program in which donated, second-hand computers are refurbished in prisons for use by public schools.
- 29. Correctional Officer Training.** Out of funds appropriated above, the Texas Department of Criminal Justice shall provide at least 284 hours of training for new correctional officers.
- 30. Ombudsman Activity.** From funds appropriated above, the Ombudsman for the Texas Board of Criminal Justice (TBCJ) shall respond to all agency and legislatively referred complaints in a timely manner. TBCJ shall develop performance measures, trend analysis, and a method of resolution for issues presented. TBCJ shall provide summary reports regarding this activity to the Legislative Budget Board and the Governor on an annual basis.
- 31. Safe Prisons Program.** From funds appropriated above, the Texas Department of Criminal Justice (TDCJ) shall maintain a Safe Prisons Program for the purpose of preventing and limiting the number of sexual assaults by inmates on inmates. Strategies to prevent sexual assaults that may be used in the Safe Prisons Program include, but are not limited to, use of protective custody; use of an inmate's assault history in making cell assignments; use of an inmate's likelihood of victimization in cell assignments; education of correctional officers on the importance of preventing sexual assault; education of new prisoners on the risks of sexual assault, including prosecution; and use of surveillance cameras. TDCJ shall report annually to the Legislative Budget Board and the Governor the number of sexual assaults by inmates on inmates and the actions taken on each assault. Additional reporting elements may be established by the Legislative Budget Board and the Governor. TDCJ shall designate a Safe Prisons Program coordinator who reports directly to the TDCJ Executive Director.
- 32. Appropriation: Refunds of Unexpended Balances from CSCDs.** The Texas Department of Criminal Justice (TDCJ) shall maintain procedures to ensure that the state is refunded all unexpended and unencumbered balances of state funds held as of the close of this biennium by

DEPARTMENT OF CRIMINAL JUSTICE

(Continued)

local community supervision and corrections departments (CSCDs). All estimated fiscal years 2022-23 refunds received from CSCDs by TDCJ (estimated to be \$0) are appropriated above in Strategies A.1.1, Basic Supervision, A.1.2, Diversion Programs, A.1.3, Community Corrections, and A.1.4, Treatment Alternatives to Incarceration. The refund amounts for Strategy A.1.1, Basic Supervision, shall be determined by dividing the biennial state aid provided to a CSCD by the total revenue (biennial state aid plus local revenue received by the CSCD). This percentage shall be multiplied by the CSCD's total unexpended revenue at the end of the biennium to determine the refund amount. All refunds received by TDCJ shall be redistributed by TDCJ for the benefit of the community supervision and corrections system and to implement one or more commitment reduction plans authorized by Senate Bill 1055 enacted during the Eighty-second Legislature, Regular Session, 2011. TDCJ shall review, at least quarterly, CSCDs' use of state funding from Strategies A.1.2, Diversion Programs, and A.1.4, Treatment Alternatives to Incarceration Program, and deobligate and reallocate CSCDs' unexpended and unencumbered state funds within the biennium in a timely manner. TDCJ shall submit to the Legislative Budget Board a report detailing actual refund collections each biennium and the amount held in each CSCD's fund balance at that time.

- 33. Transportation - Substance Abuse.** From funds appropriated above, the Texas Department of Criminal Justice shall provide transportation for inmates who are released from Substance Abuse Felony Punishment Facilities (SAFPF) or In-Prison Therapeutic Community (IPTC) facilities and transferred to a residential setting.
- 34. Interagency Contract for Legal Services.** Out of funds appropriated above, \$1.3 million for each fiscal year of the 2024-2025 biennium is for an interagency contract with the Office of the Attorney General for legal services provided by the Office of the Attorney General to the Texas Department of Criminal Justice (TDCJ). Any interagency contract funded by appropriated funds may not exceed reasonable attorney fees for similar legal services in the private sector, shall not jeopardize the ability of TDCJ to carry out its legislative mandates, and shall not affect the budget for TDCJ such that employees must be terminated in order to pay the amount of the interagency contract.
- 35. Continuity of Care.**
- (a) Out of the funds appropriated above in Strategy B.1.1, Special Needs Programs and Services, the Texas Correctional Office on Offenders with Medical or Mental Impairments (TCOOMMI) shall coordinate with county and municipal jails, and community centers as defined in the Health and Safety Code Section 534.001 on establishing methods for the continuity of care for pre- and post-release activities of defendants who are returned to the county of conviction after the defendant's competency has been restored.
 - (b) As part of the Continuity of Care Plan and in an amount not to exceed \$500,000 each fiscal year, TCOOMMI shall provide up to a 90-day post-release supply of medication, related lab cost and prescriber cost to defendants who, after having been committed to a state mental health facility for restoration of competency under Chapter 46B, Code of Criminal Procedure, are being returned to the committing court for trial. The up to 90-day supply of medication shall be the same as prescribed in the Continuity of Care Plan prepared by the state mental health facility. Out of funds appropriated above in Strategy B.1.1, Special Needs Programs and Services, TCOOMMI shall enter into a memorandum of understanding with county and municipal jails or through contracted community centers as defined in the Health and Safety Code Section 534.001 for the purpose of reimbursing each entity in an amount not to exceed \$500,000 each fiscal year for providing medication to defendants. TCOOMMI shall report amounts reimbursed to each entity to the appropriate legislative oversight committees by October 1 of each fiscal year.
- 36. Texas State Council for Interstate Adult Supervision Authority.** Out of funds appropriated above, TDCJ shall provide reimbursement of travel expenses incurred by members of the Texas State Council for Interstate Adult Offender Supervision while conducting the business of the council in accordance with Government Code, Chapters 510 and 2110, and provisions of this Act related to the per diem of board or commission members.
- 37. Advisory Committee on Offenders with Medical or Mental Impairments.** Out of the funds appropriated above, TDCJ shall provide reimbursement of travel expenses incurred by members of the Advisory Committee on Offenders with Medical or Mental Impairments incurred while

DEPARTMENT OF CRIMINAL JUSTICE
(Continued)

conducting business of the committee in accordance with Government Code, Chapter 2110, Health and Safety Code, Chapter 614, and provisions of this Act related to the per diem of board or commission members.

- 38. Medically Recommended Intensive Supervision.** From funds appropriated above, the Texas Department of Criminal Justice (TDCJ) shall maintain an automated report to assist in identifying inmates eligible for medically recommended intensive supervision (MRIS). TDCJ shall maintain uniform diagnosis codes to signal inmates eligible for release on MRIS. TDCJ shall expedite its screening process for MRIS by requesting an inmate's board file at the same time it assigns a caseworker to complete an interview of the inmate. TDCJ shall refer qualifying elderly inmates for MRIS consideration to the Board of Pardons and Paroles, or sentencing judges, in accordance with Government Code, Section 508.146. Such referrals may be made in the absence of other medical or mental health conditions.
- 39. Unexpended Balance Authority for Special Needs Programs and Services.** Any unexpended balances as of August 31, 2024, for the Texas Department of Criminal Justice in appropriations made above in Strategy B.1.1, Special Needs Programs and Services, are appropriated to the department for the fiscal year beginning September 1, 2024, for the same purpose.
- 40. Monitoring of Community Supervision Diversion Funds.** From funds appropriated above, the Texas Department of Criminal Justice (TDCJ) shall maintain a specific accountability system for tracking community supervision funds targeted at making a positive impact on the criminal justice system.

In addition to continuing the recommendations made by the State Auditor's Office in the September 2012 report (Report No. 13-004) to the Texas Department of Criminal Justice regarding the monitoring of community supervision and corrections departments (CSCDs) to ensure that Diversion Program grant funds have been spent as intended, the agency shall implement a monitoring system so that the use of funds appropriated in Strategies A.1.2, A.1.3, and A.1.4. can be specifically identified.

The agency shall produce, on an annual basis, detailed monitoring, tracking, utilization, and effectiveness information on the above mentioned funds. This information shall include information on the impact of any new initiatives. Examples include number of offenders served, number of residential beds funded, number of community supervision officers hired, and caseload sizes. The agency shall provide documentation regarding the methodology used to distribute the funds. In addition to any other requests for information, the agency shall report the above information for the previous fiscal year to the Legislative Budget Board and the Governor's Office by December 1st of each year.

- 41. Withholding of Funds.** The Texas Department of Criminal Justice (TDCJ) may withhold the distribution of funds allocated in Goal A, Provide Prison Diversions, to community supervision and corrections departments (CSCDs) that fail to comply with TDCJ data reporting requirements that include, but are not limited to, data required for the Community Supervision Tracking System, Quarterly Financial Reports, Monthly Community Supervision and Corrections Reports, Caseload Reports, Program Output reports and other data required by TDCJ for accountability purposes.
- 42. Correctional Managed Health Care.** The use of appropriated funds to the Texas Department of Criminal Justice for managed health care (CMHC) for inmates in custody shall be governed by the specific limitations included in this rider.
- a. Managed Health Care Staff Loan Repayment
 - 1. None of the funds appropriated above shall be used for loan repayment assistance for medical and mental health care staff without prior approval of the Legislative Budget Board.
 - b. Correctional Managed Health Care Committee
 - 1. None of the funds appropriated above shall be used for payment of salaries, operating expenses, or travel expenses for staff of the Correctional Managed Health Care Committee.
 - 2. From funds appropriated above, the Texas Department of Criminal Justice may provide reimbursement of travel expenses incurred by the members of the Correctional Managed Health Care Committee with prior approval of the Legislative Budget Board.

DEPARTMENT OF CRIMINAL JUSTICE

(Continued)

c. Strategy C.1.8, Managed Health Care - Unit and Psychiatric Care

1. Together with the Texas Tech University Health Sciences Center and the University of Texas Medical Branch, the Texas Department of Criminal Justice shall approve a staffing model and services by unit that conform to the available annual appropriation in Strategy C.1.8, Managed Health Care - Unit and Psychiatric Care, before the beginning of each fiscal year.
2. The Texas Tech University Health Sciences Center and the University of Texas Medical Branch, shall provide unit medical and psychiatric care based on the jointly developed staffing model and services approved by the Texas Department of Criminal Justice.
3. To the extent possible, the Texas Department of Criminal Justice shall maintain at least one Correctional Officer or other staff that is a licensed health care professional on duty per unit at all times.
4. Receipts from inmate health care fees collected from inmates in accordance with Government Code, Section 501.063, are appropriated above in Strategy C.1.8, Managed Health Care - Unit and Psychiatric Care, estimated to be \$2,000,000 in General Revenue Funds in fiscal year 2024 and estimated to be \$2,000,000 in General Revenue Funds in fiscal year 2025. Any receipts collected in excess of \$2,000,000 in fiscal year 2024 and \$2,000,000 in fiscal year 2025 are appropriated to the department to pay the cost of correctional health care.

d. Strategy C.1.9, Managed Health Care - Hospital and Clinical Care

1. The University of Texas Medical Branch shall provide inpatient and outpatient hospital services and physician services at the University of Texas Medical Branch Hospital Galveston for inmates in the custody of the Texas Department of Criminal Justice. Inpatient services shall be reimbursed at an amount no greater than would be produced using UTMB's Medicare standard dollar amount (SDA) with an add-on of \$2,496 and the appropriate relative weight. The add-on is intended to continue funding for graduate residency slots. Hospital outpatient services and physician services shall be reimbursed at a rate not to exceed cost.
2. The Texas Tech University Health Sciences Center, the University of Texas Medical Branch, and any other contracted CMHC health care providers shall provide inpatient and outpatient hospital services through contract hospital providers for inmates in the custody of the Texas Department of Criminal Justice at a rate not to exceed 100 percent of what would be paid for similar services according to the Medicare reimbursement methodology. The Texas Department of Criminal Justice may pay a rate in excess of Medicare reimbursement rates only after receiving prior written approval from the Legislative Budget Board.
3. The Texas Department of Criminal Justice may provide for a medical review of the appropriateness of non-emergency medical procedures provided by the University of Texas Medical Branch Hospital Galveston.
4. It is the intent of the legislature that any inpatient hospital costs that exceed UTMB's Medicare SDA with an add-on of \$2,496 and the appropriate relative weight will not be reimbursed by the state.
5. When requesting the approval of the Legislative Budget Board (LBB) to pay a rate in excess of Medicare reimbursement rates as described in subsection (d)(2) above, the Texas Department of Criminal Justice shall submit in a timely manner the request along with adequate information for evaluating the request. Any additional information requested by the LBB must be submitted promptly and in a manner prescribed by the LBB. The request shall be considered approved unless the LBB issues a written disapproval within 30 business days after the date LBB staff concludes its review of the request and forwards the review to the Chair of the House Appropriations Committee, Chair of the Senate Finance Committee, Speaker of the House, and Lieutenant Governor. Any requests for additional information by the LBB interrupts the counting of the 30 business days.

DEPARTMENT OF CRIMINAL JUSTICE

(Continued)

e. Transferability

1. Notwithstanding Rider 14 of this Article and Article IX, Sec. 14.01, the Texas Department of Criminal Justice shall not transfer any appropriations between Strategies C.1.8, Managed Health Care - Unit and Psychiatric Care; C.1.9, Managed Health Care - Hospital and Clinical Care, and C.1.10, Managed Health Care - Pharmacy, without prior approval of the Legislative Budget Board. When requesting the approval of the Legislative Budget Board to transfer appropriations between correctional managed health care strategies, the Texas Department of Criminal Justice shall submit in a timely manner the request along with adequate information for evaluating the request. Any additional information requested by the Legislative Budget Board must be submitted promptly and in a manner prescribed by the Legislative Budget Board. The request shall be considered approved unless the Legislative Budget Board issues a written disapproval within 30 business days after the date the Legislative Budget Board staff concludes its review of the request and forwards the review to the Chair of the House Appropriations Committee, Chair of the Senate Finance Committee, Speaker of the House, and Lieutenant Governor. Any requests for additional information by the Legislative Budget Board interrupts the counting of the 30 business days.
2. This transferability limitation extends to the Texas Tech University Health Sciences Center and the University of Texas Medical Branch, upon receipt of funding from the Texas Department of Criminal Justice.

f. Reimbursement to Contracted Health Care Providers

1. At the beginning of each quarter, the Texas Department of Criminal Justice shall prepay the Texas Tech University Health Sciences Center and the University of Texas Medical Branch, one quarter of the annual appropriation for services to be rendered under contract.
2. The Texas Department of Criminal Justice shall reimburse the Texas Tech University Health Sciences Center and the University of Texas Medical Branch, for actual costs, including indirect administrative services based on generally accepted accounting principles. Reimbursement for indirect administrative services is capped at 2.75 percent of annual reimbursements for services rendered under contract. The total reimbursements shall not exceed amounts appropriated above in Strategies C.1.8, Managed Health Care - Unit and Psychiatric Care, C.1.9, Managed Health Care - Hospital and Clinical Care, and C.1.10, Managed Health Care - Pharmacy, unless prior approval is provided by the Legislative Budget Board.
3. Informational Item - In addition to the CMHC appropriations made above in TDCJ, other CMHC-related appropriations are made elsewhere in the General Appropriations Act. Certain University of Texas Medical Branch (UTMB) and Texas Tech University Health Sciences Center (TTUHSC) employees deliver TDCJ-contracted CMHC services. UTMB and TTUHSC receive General Revenue Funds in state reimbursements for a portion of the benefits provided to these university employees. This funding is provided through the various state agencies/systems that administer benefits for higher education employees.
4. University of Texas Medical Branch and Texas Tech University Health Sciences Center are prohibited from using reimbursements and/or payments for correctional managed health care for any purpose other than the provision of correctional managed health care.

g. Reporting Requirements

1. The Texas Department of Criminal Justice is required to submit quarterly to the Legislative Budget Board and the Office of the Governor a report detailing:
 - i. correctional managed health care actual and projected expenditures for unit and psychiatric care, hospital and clinical care, and pharmacy;
 - ii. health care utilization and acuity data; and
 - iii. other health care information determined by the Office of the Governor and the Legislative Budget Board.

DEPARTMENT OF CRIMINAL JUSTICE

(Continued)

2. The Texas Tech University Health Sciences Center, the University of Texas Medical Branch, and any other contracted CMHC health care providers shall provide the Texas Department of Criminal Justice with necessary documentation to fulfill the reporting requirements contained in this section.
 3. TDCJ shall submit a report to the Legislative Budget Board describing the cost containment efforts used to improve efficiency and manage costs in the Correctional Managed Health Care system in the previous fiscal year by September 30 of each fiscal year.
- h. Managed Health Care Operational Shortfalls
1. If deemed necessary by the Texas Department of Criminal Justice, appropriations may be transferred into Strategies C.1.8, Managed Health Care - Unit and Psychiatric Care, C.1.9, Managed Health Care - Hospital and Clinical Care, and C.1.10, Managed Health Care - Pharmacy, with prior approval of the Legislative Budget Board.
 2. In addition to transfer authority provided elsewhere in this Act, the Texas Department of Criminal Justice may transfer General Revenue appropriations made in Strategies C.1.8, Managed Health Care - Unit and Psychiatric Care, C.1.9, Managed Health Care - Hospital and Clinical Care, and C.1.10, Managed Health Care - Pharmacy, for fiscal year 2025 to fiscal year 2024 with prior approval of the Legislative Budget Board.
 3. When requesting the approval of the Legislative Budget Board to transfer appropriations for the purposes described in paragraphs h.1. and h.2. above, the Texas Department of Criminal Justice shall submit in a timely manner the request along with adequate information for evaluating the request. Any additional information requested by the Legislative Budget Board must be submitted promptly and in a manner prescribed by the Legislative Budget Board. The request shall be considered approved unless the Legislative Budget Board issues a written disapproval within 30 business days after the date the Legislative Budget Board staff concludes its review of the request and forwards the review to the Chair of the House Appropriations Committee, Chair of the Senate Finance Committee, Speaker of the House, and Lieutenant Governor. Any requests for additional information by the Legislative Budget Board interrupts the counting of the 30 business days.

43. Battering Intervention and Prevention Program. Out of funds appropriated above in Strategy A.1.2, Diversion Programs, the Texas Department of Criminal Justice (TDCJ) shall allocate \$2,500,000 in fiscal year 2024 and \$2,500,000 in fiscal year 2025 for funding the Battering Intervention and Prevention Program (BIPP) in the manner required by Article 42.141 of the Code of Criminal Procedure. The BIPP shall be administered using a statewide allocation of direct grants from TDCJ to local non-profit organizations in the manner described in Government Code Section 509.011. Funds subject to this provision shall be allocated at the local level and designated for use only for these programs. Funds subject to this provision may not be utilized for administrative expenses of local community supervision and corrections departments nor may they be used to supplant local funding.

Out of funds appropriated above in Goal F, Indirect Administration, TDCJ shall conduct an evaluation of the effectiveness of programs and services provided through BIPP grants during the 2022-23 biennium. The evaluation shall specify measurements of effectiveness, include qualitative program analysis, and include a progress report on the programs and services provided through BIPP grants during fiscal year 2024. TDCJ shall report the findings of the evaluation to the Legislative Budget Board and the Governor no later than September 1, 2024.

44. Misdemeanor Funding. The Texas Department of Criminal Justice shall distribute funds at a rate not to exceed \$0.70 per day for each misdemeanor defendant directly supervised by a community supervision and corrections department. Funding for each misdemeanor defendant may not exceed the period of time authorized by statute.

45. Utilization of Correctional Institution Beds Above 96 Percent Capacity. Out of funds appropriated above in Goal C, Incarcerate Felons, the Texas Department of Criminal Justice shall utilize correctional institution beds above 96 percent capacity to the fullest extent possible. The utilization of bed capacity is not to prohibit meeting inmate classification and custody level requirements or medical and mental health care responsibilities.

DEPARTMENT OF CRIMINAL JUSTICE

(Continued)

46. Ombudsman Reporting. Out of funds appropriated above, the Texas Board of Criminal Justice's (TBCJ) Ombudsman shall provide annual reports to the Governor, Lieutenant Governor, Speaker of the House, and the legislative committees tasked with criminal justice and appropriations on the number and types of inquiries made, the resolution of each inquiry, and how each inquiry was resolved. These reports shall also be made available to the public. TBCJ's Ombudsman shall submit the annual reports no later than December 1st of each fiscal year for the preceding fiscal year's activity.

47. Parole and Reentry Reporting. Out of funds appropriated above, the Texas Department of Criminal Justice's (TDCJ) Reentry and Integration Division and Parole Division shall submit an annual joint report to the Governor, Lieutenant Governor, Speaker of the House, and the legislative committees tasked with criminal justice and appropriations, capturing:

- a. the number of referrals given by parole officers for specific needs, such as housing, medical care, treatment for substance abuse or mental illness, veterans services, basic needs, etc.;
- b. the outcomes of these referrals and identified areas where referrals are not possible due to unavailable resources or providers;
- c. the outcomes of programs and services that are available to releasees, with outcomes based on reentry coordinator follow-up inquiries evaluating offenders' progress after release;
- d. the common reentry barriers identified during releasees' individual assessments, including in areas of housing, medical care, treatment for substance abuse or mental illness, veterans services, or other basic needs;
- e. the common reentry benefits and services that reentry coordinators help releasees obtain or apply for;
- f. information on available community resources; and
- g. data regarding parole officer and reentry coordinator training.

These annual joint reports shall also be made available to the public. TDCJ shall submit the annual joint report no later than December 1st of each fiscal year for the preceding fiscal year's activity.

48. Payments to District Clerks. Out of funds appropriated above, the district clerks in counties with four, five, or six Texas Department of Criminal Justice (TDCJ) operational correctional facilities are to be allocated, during each fiscal year of the biennium, an amount not to exceed \$12,000 to be allocated in equal monthly installments. District clerks in counties with seven or more TDCJ operational correctional facilities are to be allocated, during each fiscal year of the biennium, an amount not to exceed \$84,000 to be allocated in equal monthly installments. The allocation must be used for the purpose of covering costs incurred in the filing of TDCJ inmate correspondence.

49. Track Substance Abuse Felony Punishment Facilities Completion Rates. Out of funds appropriated above, the Texas Department of Criminal Justice (TDCJ) shall track program completion rates of offenders in Substance Abuse Felony Punishment Facilities to determine where improvements can be made and where resources should be allocated. TDCJ shall report the findings to the Legislative Budget Board and the Governor no later than September 1 of each even-numbered year.

50. Sale of State-owned Land, Facilities, or Property. Pursuant to the provisions of Government Code, Section 496.0021, should the Texas Department of Criminal Justice (TDCJ) determine that land, facilities, or property owned by the department is appropriate for sale, TDCJ shall obtain prior approval from the Legislative Budget Board before the expenditure of funds to sell land, facilities, or property. In addition to the amounts appropriated above, the proceeds from the sale are appropriated to the department from the Capital Trust Fund.

51. Contingency for Behavioral Health Funds. Notwithstanding appropriation authority granted above, the Comptroller of Public Accounts shall not allow the expenditure of General Revenue-Related behavioral health funds for the Department of Criminal Justice in Strategies A.1.2, Diversion Programs, A.1.3, Community Corrections, A.1.4, Treatment Alternatives To Incarceration Program, B.1.1, Special Needs Programs and Services, C.1.8, Managed Health Care - Unit and Psychiatric Care, C.1.10, Managed Health Care - Pharmacy, C.2.3, Treatment Services, C.2.4, Substance Abuse Treatment - Substance Abuse Felony Punishment Facilities, C.2.5,

DEPARTMENT OF CRIMINAL JUSTICE
(Continued)

Substance Abuse Treatment - In-Prison Treatment and Coordination, E.2.1, Parole Supervision, and E.2.3. Intermediate Sanction Facilities, in fiscal year 2024 or fiscal year 2025, as identified in Art. IX, Sec. 10.04, Statewide Behavioral Health Strategic Plan and Coordinated Expenditures, if the Legislative Budget Board provides notification to the Comptroller of Public Accounts that the agency's planned expenditure of those funds in fiscal year 2024 or fiscal year 2025 does not satisfy the requirements of Art. IX, Sec. 10.04, Statewide Behavioral Health Strategic Plan and Coordinated Expenditures.

- 52. Harris County Community Corrections Facility.** Out of funds appropriated above in Strategy A.1.2, Diversion Programs, \$6,000,000 in fiscal year 2024 and \$6,000,000 in fiscal year 2025 in discretionary grants shall be made to the Harris County Community Supervision and Corrections Department for the continued operations of the Harris County Community Corrections Facility.
- 53. Notification of Federal Regulatory Action.** Out of funds appropriated above, the Texas Department of Criminal Justice shall notify the Legislative Budget Board within ten business days of the implementation of any federal regulatory action that reduces maximum allowable per-minute inmate telephone rates and report the department's time line for administering changes to implement the federal action. In addition, within 45 business days of any federal regulatory action, the Texas Department of Criminal Justice shall provide a five-year projection of revenue generated by the Offender Telephone System to the Legislative Budget Board, the Comptroller, and the Attorney General. This projection shall include estimates of revenue before and after the federal regulatory change. The agency projection of revenue following the regulatory action shall incorporate an estimate of additional revenue generated by call volume increases related to the lower per-minute rate.
- 54. Prescriptions Provided Upon Release from a Correctional Facility.** Included in the amounts appropriated above in Strategy C.1.10, Managed Health Care-Pharmacy, is funding to extend prescriptions to 30 days at the discretion of contracted medical staff to offenders upon release from TDCJ correctional facilities. Emphasis shall be placed on mental health issues and medical issues that would be impacted by a lapse in medication.
- 55. Estimates of Future Funds.** The Texas Department of Criminal Justice shall include estimates of future Federal Funds, Other Funds, and 100 percent federally funded full-time equivalent positions in the agency's Legislative Appropriation Request.
- 56. Monitoring of Temperature and Temperature Related Deaths.** Out of funds appropriated above, TDCJ shall annually produce a report to the Legislature no later than December 31 of each year on inmate complaints related to temperature, cases of environmental hyperthermia or death caused by temperature or exacerbated by temperature, and agency procedures used to manage temperature and mitigate excessive heat in TDCJ facilities. TDCJ shall also measure and log the temperature inside a cell or other inmate housing area in each TDCJ-operated prison or jail that is not air conditioned every day at 3:00 p.m. during the months of April through September and include the data from those logs in its annual report.
- 57. Statewide Reentry Services Pilot Programs.** Included in the amounts appropriated above is \$2,500,000 in fiscal year 2024 and \$2,500,000 in fiscal year 2025 in General Revenue in Strategy C.2.3, Treatment Services, for the Department of Criminal Justice (TDCJ) to establish and operate a statewide pilot program for reentry services to offenders released from TDCJ facilities who are returning to the community. The programs shall at a minimum implement reentry services in the City of Houston and the City of Dallas, which may include agreements with non-profit entities, faith-based organizations, community groups, and the private sector for the provision of reentry services. TDCJ shall report on the recidivism rate and effectiveness of each program to the Legislative Budget Board and the Office of the Governor no later than January 1 of each fiscal year.
- 58. Office of the Inspector General.** From funds appropriated above, the Texas Department of Criminal Justice (TDCJ) shall not transfer appropriations from Strategy F.1.4, Board Oversight Programs, without prior written approval from the Governor and the Legislative Budget Board. TDCJ shall not reduce the number of full-time equivalent positions (FTEs) allocated to Office of the Inspector General (172.3 FTEs) without prior written approval from the Governor and the Legislative Budget Board.

TDCJ shall provide indirect support and administrative resources as necessary to enable OIG to fulfill statutory responsibilities, and the manner in which they are provided shall not infringe on the independence of those offices.

DEPARTMENT OF CRIMINAL JUSTICE

(Continued)

Budget requests or other requests related to the General Appropriations Act provisions shall be submitted by TDCJ in a manner that maintains the independence of the OIG.

- 59. Unexpended Balance Authority for Postsecondary Education Programs.** Any unexpended balances as of August 31, 2024, for the Texas Department of Criminal Justice in appropriations made above in Strategy C.2.2, Academic and Vocational Training, are appropriated to the Department for the fiscal year beginning September 1, 2024, for the same purpose.
- 60. Report on Warrants Issued for Parole Violations.** From funds appropriated above, the Texas Department of Criminal Justice (TDCJ) in coordination with relevant stakeholders shall review policies and submit a report to the Governor, the Legislative Budget Board, the chair of the appropriate House and Senate Committees, and members of the legislature on agency procedures related to warrants issued for parole violations, or blue warrants, not later than December 1, 2024. The report shall include recommendations for expediting and/or streamlining the blue warrant process, specifically regarding administrative violations and misdemeanors.
- 61. Report on Pregnant Inmates.** Out of funds appropriated above, the Texas Department of Criminal Justice (TDCJ) shall prepare a report on incarcerated pregnant inmates and submit the report to the Legislative Budget Board, Senate Committee on Criminal Justice, House Committee on Corrections, and House Committee on County Affairs no later than December 1, 2024. The report is also to be made available to the public on the Department's website. The report shall include the following:
- (a) the number of incarcerated women admitted annually;
 - (b) the number of pregnant inmates admitted annually;
 - (c) the date, time, duration, rationale, and location of the use of restraints on incarcerated pregnant inmates;
 - (d) the number of incarcerated pregnant inmates diagnosed and treated for intellectual and developmental disorders or behavioral health issues; and
 - (e) the number of births given during incarceration.
- 62. Differential Pay.** The Texas Department of Criminal Justice (TDCJ) is authorized to pay differential pay for hard to fill or specialized service FTEs, so long as the resulting salary rate does not exceed the rate designated as the maximum rate for the applicable salary group. An employee is no longer eligible to receive this pay when the employee transfers to a position or locality that is not hard to fill or a specialized service.
- 63. Funding for House Bill 2352.** Included in the amounts appropriated above is \$1,500,000 in General Revenue for fiscal year 2024 and \$1,500,000 in General Revenue for fiscal year 2025 in Strategy C.2.3, Treatment Services, to be used to cover the costs of fulfilling the requirements of House Bill 2352, Eighty-seventh Legislature, Regular Session, 2021.
- 64. Appropriation for Salary Increase for Community Supervision and Correction Departments.** Included in the amounts appropriated above in Strategy A.1.1, Basic Supervision, the Department of Criminal Justice is appropriated \$21,554,476 in fiscal year 2024 and \$43,263,185 in fiscal year 2025 in General Revenue Funds in order to provide a pay increase for employees of local Community Supervision and Correction Departments. Salary increases shall be allocated to provide a 5.0 percent increase in annual salary with a minimum of \$3,000 per annum increase in salary, to begin on September 1, 2023, and another increase in annual salary to occur on September 1, 2024, consisting of an additional 5.0 percent increase with a minimum of \$3,000 per annum increase in salary. Appropriations include amounts needed for payroll-based benefits.
- 65. Correctional Staff Protective Gear.** Included in amounts appropriated above in Strategy C.1.2, Correctional Support Operations, is \$4,000,000 in General Revenue in fiscal year 2024 for the Department of Criminal Justice to fund the purchase of protective gear for correctional staff.

Any unexpended balances remaining as of August 31, 2024, are appropriated for the same purpose for the fiscal year beginning September 1, 2024.

DEPARTMENT OF CRIMINAL JUSTICE

(Continued)

- 66. Intellectual and Developmental Disabilities Training Program.** Out of amounts appropriated above to the Department of Criminal Justice for Strategy C.1.3, Correctional Training, the department shall develop a training program for corrections officers on handling inmates with intellectual and developmental disabilities.

- 67. License Plate Production.** Out of funds appropriated above is \$1,850,000 in General Revenue for fiscal year 2024 and \$750,000 in General Revenue for fiscal year 2025 in Strategy C.2.1, Texas Correctional Industries, for the Texas Department of Criminal Justice to purchase and produce additional license plate inventory on behalf of the Department of Motor Vehicles.

- 68. Multi-Use Facility.** Out of funds appropriated above is \$1,400,000 in General Revenue in fiscal year 2024 in Strategy C.3.1, Major Repair of Facilities, for the Texas Department of Criminal Justice to establish a multi-use facility at a women's unit.

- 69. Contingency for Senate Bill 2424.³** Contingent on enactment of Senate Bill 2424, or similar legislation relating to improper entry from a foreign nation, by the Eighty-eighth Legislature, Regular Session, the Texas Department of Criminal Justice is appropriated \$5,000,000 in General Revenue in fiscal year 2024 and \$5,000,000 in General Revenue in fiscal year 2025 in Strategy C.1.1, Correctional Security Operations, to confine and supervise inmates convicted under the provisions of the legislation.

- 70. Additional Deferred Maintenance.¹** Included in the amounts appropriated above is \$85,700,000 in Strategy C.3.1, Major Repair of Facilities, in General Revenue for fiscal year 2024 to complete additional deferred maintenance projects.

- 71. American Rescue Plan Act Appropriations.²** Included in the amounts appropriated above is a reduction of \$2,679,080,612 in General Revenue for fiscal year 2024, a reduction of \$1,612,361,746 in General Revenue in fiscal year 2025, an increase of \$2,679,080,612 in Federal Funds in fiscal year 2024, and an increase of \$1,612,361,746 in Federal Funds in fiscal year 2025.

¹ Incorporates Article IX, Section 17.25, of this Act, relating to additional deferred maintenance funding, resulting in an increase of \$85,700,000 out of General Revenue in fiscal year 2024. The Capital Budget is adjusted accordingly.

² Incorporates Article IX, Section 18.01, of this Act, relating to American Rescue Plan Act appropriations, resulting in decreases of \$2,679,080,612 in fiscal year 2024 and \$1,612,361,746 in fiscal year 2025 out of General Revenue and increases of \$2,679,080,612 in fiscal year 2024 and \$1,612,361,746 in fiscal year 2025 out of Federal Funds. The Capital Budget is adjusted accordingly.

³ Senate Bill 2424, 88th Legislature, Regular Session, was not enacted, resulting in a decrease of \$5,000,000 in each year of the 2024-25 biennium out of General Revenue.

COMMISSION ON FIRE PROTECTION

	For the Years Ending	
	August 31, 2024	August 31, 2025
Method of Financing:		
General Revenue Fund	\$ 2,702,658	\$ 2,361,552
<u>Other Funds</u>		
Appropriated Receipts	\$ 95,000	\$ 95,000
License Plate Trust Fund Account No. 0802, estimated	25,000	25,000
Subtotal, Other Funds	\$ 120,000	\$ 120,000
Total, Method of Financing	\$ 2,822,658	\$ 2,481,552
Other Direct and Indirect Costs Appropriated Elsewhere in this Act	\$ 1,147,450	\$ 1,168,936
 This bill pattern represents an estimated 100% of this agency's estimated total available funds for the biennium.		
Number of Full-Time-Equivalents (FTE):	33.0	33.0

COMMISSION ON FIRE PROTECTION
(Continued)

Schedule of Exempt Positions:

Executive Director, Group 5	\$140,000	\$140,000
-----------------------------	-----------	-----------

Items of Appropriation:

A. Goal: EDUCATION & ASSISTANCE

Provide Fire-related Information and Resources.

A.1.1. Strategy: FIRE SAFETY EDUCATION Fire Safety Information & Educational Programs.	\$ 124,990	\$ 124,990
--	------------	------------

B. Goal: FIRE DEPARTMENT STANDARDS

Enforce Fire Department Standards.

B.1.1. Strategy: CERTIFY & REGULATE FIRE SERVICE Certify and Regulate Fire Departments and Personnel.	\$ 1,425,869	\$ 1,425,869
---	--------------	--------------

C. Goal: INDIRECT ADMINISTRATION

C.1.1. Strategy: INDIRECT ADMINISTRATION	\$ 1,189,435	\$ 764,435
---	--------------	------------

D. Goal: SALARY ADJUSTMENTS

D.1.1. Strategy: SALARY ADJUSTMENTS	\$ 82,364	\$ 166,258
--	-----------	------------

Grand Total, COMMISSION ON FIRE PROTECTION	<u>\$ 2,822,658</u>	<u>\$ 2,481,552</u>
---	---------------------	---------------------

Object-of-Expense Informational Listing:

Salaries and Wages	\$ 1,970,049	\$ 2,053,943
Other Personnel Costs	32,909	32,909
Professional Fees and Services	78,900	13,900
Consumable Supplies	13,000	13,000
Utilities	5,532	5,532
Travel	166,462	166,462
Rent - Building	425	425
Rent - Machine and Other	6,201	6,201
Other Operating Expense	524,180	164,180
Grants	<u>25,000</u>	<u>25,000</u>

Total, Object-of-Expense Informational Listing	<u>\$ 2,822,658</u>	<u>\$ 2,481,552</u>
---	---------------------	---------------------

Estimated Allocations for Employee Benefits and Debt Service Appropriations Made Elsewhere in this Act:

Employee Benefits

Retirement	\$ 175,502	\$ 184,478
Group Insurance	567,899	584,858
Social Security	148,269	155,551
Benefits Replacement	<u>627</u>	<u>501</u>

Total, Estimated Allocations for Employee Benefits and Debt Service Appropriations Made Elsewhere in this Act	<u>\$ 892,297</u>	<u>\$ 925,388</u>
--	-------------------	-------------------

1. Performance Measure Targets. The following is a listing of the key performance target levels for the Commission on Fire Protection. It is the intent of the Legislature that appropriations made by this Act be utilized in the most efficient and effective manner possible to achieve the intended mission of the Commission on Fire Protection. In order to achieve the objectives and service standards established by this Act, the Commission on Fire Protection shall make every effort to attain the following designated key performance target levels associated with each item of appropriation.

	<u>2024</u>	<u>2025</u>
B. Goal: FIRE DEPARTMENT STANDARDS		
B.1.1. Strategy: CERTIFY & REGULATE FIRE SERVICE		
Output (Volume):		
Number of Inspections of Regulated Entities	1,120	1,120
Number of Exams Administered	18,000	18,000
Efficiencies:		
Average Cost Per Inspection of Regulated Facilities	375	375
Explanatory:		
Percent of Fire Protection Individuals Who Pass the Certification Exam	90%	90%
Number of Individuals Certified	37,000	37,000
Number of Training Providers Certified	260	260

COMMISSION ON FIRE PROTECTION
(Continued)

- 2. Appropriations Limited to Revenue Collections.** Fees, fines, and other miscellaneous revenues as authorized and generated by the operation of the Commission on Fire Protection pursuant to Texas Government Code §§419.025 and 419.026 shall cover, at a minimum, the cost of appropriations made above, as well as the amount identified above in the informational item "Other Direct and Indirect Costs Appropriated Elsewhere in this Act" in addition to \$1,500,000 over the biennium. "Other direct and indirect costs" are estimated to be \$1,147,450 for fiscal year 2024 and \$1,168,936 for fiscal year 2025. In the event that actual and/or projected revenue collections are insufficient to offset the costs identified by this provision, the Legislative Budget Board may direct that the Comptroller of Public Accounts reduce the appropriation authority provided above to be within the amount of revenue expected to be available.
- 3. Appropriations: License Plate Receipts.** Included in the amounts appropriated above in Strategy B.1.1, Certify and Regulate Fire Service, is an amount estimated to be \$25,000 in fiscal year 2024 and \$25,000 in fiscal year 2025, from the sale of license plates as provided by the Texas Transportation Code Sec. 504.414. Any unexpended balances as of August 31, 2024, are appropriated to the Commission on Fire Protection for the fiscal year beginning September 1, 2024.

COMMISSION ON JAIL STANDARDS

	For the Years Ending	
	August 31, 2024	August 31, 2025
Method of Financing:		
General Revenue Fund	\$ 1,985,763	\$ 1,977,557
Appropriated Receipts	\$ 1,425	\$ 1,425
Total, Method of Financing	\$ 1,987,188	\$ 1,978,982
 This bill pattern represents an estimated 100% of this agency's estimated total available funds for the biennium.		
Number of Full-Time-Equivalents (FTE):	28.0	28.0
Schedule of Exempt Positions:		
Executive Director, Group 3	\$127,619	\$127,619
Items of Appropriation:		
A. Goal: EFFECTIVE JAIL STANDARDS		
Assist Local Govts through Effective Standards & Technical Assistance.		
A.1.1. Strategy: INSPECTION AND ENFORCEMENT Perform Inspections of Facilities and Enforce Standards.	\$ 1,019,276	\$ 1,019,276
A.2.1. Strategy: CONSTRUCTION PLAN REVIEW Assist with Facility Need Analysis and Construction Document Review.	78,748	78,748
A.2.2. Strategy: MANAGEMENT CONSULTATION Assist with Staffing Analysis, Operating Plans, & Program Development.	349,450	349,450
A.3.1. Strategy: AUDITING POPULATION AND COSTS Collect and Analyze Data Concerning Inmate Population/Backlogs/Costs.	35,755	20,755
Total, Goal A: EFFECTIVE JAIL STANDARDS	\$ 1,483,229	\$ 1,468,229
 B. Goal: INDIRECT ADMINISTRATION		
B.1.1. Strategy: INDIRECT ADMINISTRATION Indirect Administration, Accounting, and Information Technology.	\$ 437,857	\$ 377,857
 C. Goal: SALARY ADJUSTMENTS		
C.1.1. Strategy: SALARY ADJUSTMENTS	\$ 66,102	\$ 132,896
Grand Total, COMMISSION ON JAIL STANDARDS	\$ 1,987,188	\$ 1,978,982

COMMISSION ON JAIL STANDARDS
(Continued)

Object-of-Expense Informational Listing:

Salaries and Wages	\$ 1,580,951	\$ 1,647,745
Other Personnel Costs	38,011	38,011
Professional Fees and Services	23,375	8,375
Consumable Supplies	4,320	4,320
Utilities	8,468	8,468
Travel	138,124	138,124
Rent - Building	375	375
Rent - Machine and Other	720	720
Other Operating Expense	<u>192,844</u>	<u>132,844</u>

Total, Object-of-Expense Informational Listing \$ 1,987,188 \$ 1,978,982

Estimated Allocations for Employee Benefits and Debt Service Appropriations Made Elsewhere in this Act:

Employee Benefits

Retirement	\$ 120,593	\$ 127,632
Group Insurance	248,183	254,025
Social Security	<u>104,083</u>	<u>109,804</u>

Total, Estimated Allocations for Employee Benefits and Debt Service Appropriations Made Elsewhere in this Act \$ 472,859 \$ 491,461

1. Performance Measure Targets. The following is a listing of the key performance target levels for the Commission on Jail Standards. It is the intent of the Legislature that appropriations made by this Act be utilized in the most efficient and effective manner possible to achieve the intended mission of the Commission on Jail Standards. In order to achieve the objectives and service standards established by this Act, the Commission on Jail Standards shall make every effort to attain the following designated key performance target levels associated with each item of appropriation.

	<u>2024</u>	<u>2025</u>
A. Goal: EFFECTIVE JAIL STANDARDS		
Outcome (Results/Impact):		
Percent of Jails with Management-related Deficiencies	5%	5%
A.1.1. Strategy: INSPECTION AND ENFORCEMENT		
Output (Volume):		
Number of Comprehensive Inspections Conducted	170	170
Number of Special Inspections Conducted	37	37
A.2.1. Strategy: CONSTRUCTION PLAN REVIEW		
Output (Volume):		
Number of On-site Planning and Construction Consultations with Jail Representatives	15	15
A.2.2. Strategy: MANAGEMENT CONSULTATION		
Output (Volume):		
Number of On-site Operation and Management Consultations with Jail Representatives	200	200
Number of On-Site Mental Health Trainings Provided to Jails	148	148
Number of County Jailers Receiving Mental Health Training	1,896	1,896
Efficiencies:		
Average Cost of Mental Health Training Visit	450.1	450.1
A.3.1. Strategy: AUDITING POPULATION AND COSTS		
Output (Volume):		
Number of Paper-ready Reports Analyzed	6,200	6,200

2. Appropriation: Inspection Fees. The Commission on Jail Standards is appropriated in Strategy A.1.1, Inspection and Enforcement, fees collected to pay only the cost incurred by the Commission in performing inspections pursuant to Government Code, §511.0091 (estimated to be \$10,000 in fiscal year 2024 and \$10,000 in fiscal year 2025 from the General Revenue Fund and included in the amounts appropriated above).

3. Contingency for Behavioral Health Funds. Notwithstanding appropriation authority granted above, the Comptroller of Public Accounts shall not allow the expenditure of General Revenue-Related Funds for the Commission on Jail Standards in Strategy A.2.2, Management Consultation in fiscal year 2024 or fiscal year 2025, as identified in Art. IX, Sec 10.04, Statewide Behavioral

COMMISSION ON JAIL STANDARDS
(Continued)

Health Strategic Plan and Coordinated Expenditures, if the Legislative Budget Board provides notification to the Comptroller of Public Accounts that the agency's planned expenditure of those funds in fiscal year 2024 or fiscal year 2025 does not satisfy the requirements of Art. IX, Sec. 10.04, Statewide Behavioral Health Strategic Plan and Coordinated Expenditures.

- 4. Pregnant Inmate Treatment and Assistance Report.** Included in the amounts appropriated above to the Commission on Jail Standards Strategy A.3.1, Auditing Population and Costs, is \$15,000 in General Revenue in fiscal year 2024 for developing and creating a report on pregnant inmates that includes data on the shackling of pregnant inmates and technical assistance to counties for compliance. The agency shall submit the report to the Legislative Budget Board, Senate Committee on Criminal Justice, House Committee on Corrections, and House Committee on County Affairs no later than December 1, 2024.

JUVENILE JUSTICE DEPARTMENT

	For the Years Ending	
	August 31, 2024	August 31, 2025
Method of Financing:		
General Revenue Fund	\$ 585,171,244	\$ 401,294,572
Federal Funds	\$ 7,838,159	\$ 7,838,159
<u>Other Funds</u>		
Appropriated Receipts	\$ 1,169,465	\$ 1,169,465
Interagency Contracts	691,000	691,000
Interagency Contracts - Transfer from Foundation School Fund No. 193	10,086,090	10,086,090
Subtotal, Other Funds	\$ 11,946,555	\$ 11,946,555
Total, Method of Financing	\$ 604,955,958	\$ 421,079,286
This bill pattern represents an estimated 100% of this agency's estimated total available funds for the biennium.		
Number of Full-Time-Equivalents (FTE):	2,205.3	2,205.3
Schedule of Exempt Positions:		
Executive Director, Group 8	\$227,263	\$237,802
Items of Appropriation:		
A. Goal: COMMUNITY JUVENILE JUSTICE		
A.1.1. Strategy: PREVENTION AND INTERVENTION	\$ 3,012,177	\$ 3,012,177
A.1.2. Strategy: BASIC PROBATION SERVICES	83,742,964	101,377,566
A.1.3. Strategy: COMMUNITY PROGRAMS	43,679,896	43,679,896
A.1.4. Strategy: PRE & POST ADJUDICATION FACILITIES	30,032,157	30,032,157
Pre and Post Adjudication Facilities.		
A.1.5. Strategy: COMMITMENT DIVERSION INITIATIVES	19,492,500	19,492,500
A.1.6. Strategy: JUVENILE JUSTICE ALTERNATIVE ED	5,937,500	5,937,500
Juvenile Justice Alternative Education Programs.		
A.1.7. Strategy: MENTAL HEALTH SERVICES GRANTS	14,178,353	14,178,353
A.1.8. Strategy: REGIONAL DIVERSION ALTERNATIVES	22,029,232	22,029,232
A.1.9. Strategy: PROBATION SYSTEM SUPPORT	5,042,653	2,542,653
Total, Goal A: COMMUNITY JUVENILE JUSTICE	\$ 227,147,432	\$ 242,282,034
B. Goal: STATE SERVICES AND FACILITIES		
B.1.1. Strategy: ASSESSMENT, ORIENTATION, PLACEMENT	\$ 1,791,460	\$ 1,791,460
Assessment, Orientation, and Placement.		

JUVENILE JUSTICE DEPARTMENT
(Continued)

B.1.2. Strategy: FACILITY OPERATIONS AND OVERHEAD	22,487,879	22,487,879
B.1.3. Strategy: FACILITY SUPERVISION & FOOD SERVICE Facility Supervision and Food Service.	51,172,461	51,551,390
B.1.4. Strategy: EDUCATION	14,701,408	14,701,408
B.1.5. Strategy: HALFWAY HOUSE OPERATIONS	6,567,670	6,554,115
B.1.6. Strategy: HEALTH CARE	11,290,289	11,419,981
B.1.7. Strategy: PSYCHIATRIC CARE	929,274	929,274
B.1.8. Strategy: INTEGRATED REHABILITATION TREATMENT	15,992,098	14,992,698
B.1.9. Strategy: CONTRACT RESIDENTIAL PLACEMENTS	6,336,980	6,336,980
B.1.10. Strategy: RESIDENTIAL SYSTEM SUPPORT	4,609,731	4,609,730
B.2.1. Strategy: CONSTRUCT AND RENOVATE FACILITIES	<u>203,954,193</u>	<u>415,343</u>
Total, Goal B: STATE SERVICES AND FACILITIES	\$ 339,833,443	\$ 135,790,258
C. Goal: PAROLE SERVICES		
C.1.1. Strategy: PAROLE DIRECT SUPERVISION	\$ 2,422,816	\$ 2,731,991
C.1.2. Strategy: PAROLE PROGRAMS AND SERVICES	<u>1,317,127</u>	<u>1,317,127</u>
Total, Goal C: PAROLE SERVICES	\$ 3,739,943	\$ 4,049,118
D. Goal: OFFICE OF THE INDEPENDENT OMBUDSMAN		
D.1.1. Strategy: OFFICE OF THE INDEPENDENT OMBUDSMAN	\$ 1,049,311	\$ 1,034,610
E. Goal: JUVENILE JUSTICE SYSTEM		
E.1.1. Strategy: TRAINING AND CERTIFICATION	\$ 1,721,774	\$ 1,721,774
E.1.2. Strategy: MONITORING AND INSPECTIONS	2,041,240	2,041,240
E.1.3. Strategy: INTERSTATE AGREEMENT	<u>233,932</u>	<u>233,932</u>
Total, Goal E: JUVENILE JUSTICE SYSTEM	\$ 3,996,946	\$ 3,996,946
F. Goal: INDIRECT ADMINISTRATION		
F.1.1. Strategy: CENTRAL ADMINISTRATION	\$ 8,102,090	\$ 8,112,629
F.1.2. Strategy: INFORMATION RESOURCES	<u>6,808,915</u>	<u>5,286,053</u>
Total, Goal F: INDIRECT ADMINISTRATION	\$ 14,911,005	\$ 13,398,682
G. Goal: OFFICE OF THE INSPECTOR GENERAL		
G.1.1. Strategy: OFFICE OF THE INSPECTOR GENERAL	\$ 7,995,407	\$ 8,001,138
H. Goal: SALARY ADJUSTMENTS		
H.1.1. Strategy: SALARY ADJUSTMENTS	<u>\$ 6,282,471</u>	<u>\$ 12,526,500</u>
Grand Total, JUVENILE JUSTICE DEPARTMENT	<u>\$ 604,955,958</u>	<u>\$ 421,079,286</u>
Object-of-Expense Informational Listing:		
Salaries and Wages	\$ 119,847,257	\$ 126,908,576
Other Personnel Costs	8,415,672	8,432,872
Professional Fees and Services	15,755,577	15,826,575
Fuels and Lubricants	423,084	423,084
Consumable Supplies	1,128,310	1,128,310
Utilities	3,161,429	3,161,429
Travel	922,949	922,949
Rent - Building	837,743	837,743
Rent - Machine and Other	411,416	411,416
Other Operating Expense	19,978,011	18,499,142
Client Services	1,801,157	1,658,085
Food for Persons - Wards of State	3,000,514	3,000,514
Grants	222,104,779	239,739,381
Capital Expenditures	<u>207,168,060</u>	<u>129,210</u>
Total, Object-of-Expense Informational Listing	<u>\$ 604,955,958</u>	<u>\$ 421,079,286</u>

JUVENILE JUSTICE DEPARTMENT
(Continued)

Estimated Allocations for Employee Benefits and Debt Service Appropriations Made Elsewhere in this Act:

<u>Employee Benefits</u>		
Retirement	\$ 9,464,352	\$ 10,111,660
Group Insurance	30,049,491	30,907,463
Social Security	8,604,571	9,133,396
Benefits Replacement	<u>22,740</u>	<u>18,170</u>
Subtotal, Employee Benefits	\$ 48,141,154	\$ 50,170,689
<u>Debt Service</u>		
TPFA GO Bond Debt Service	<u>\$ 5,644,811</u>	<u>\$ 4,067,887</u>
Total, Estimated Allocations for Employee Benefits and Debt Service Appropriations Made Elsewhere in this Act	<u>\$ 53,785,965</u>	<u>\$ 54,238,576</u>

1. Performance Measure Targets. The following is a listing of the key performance target levels for the Juvenile Justice Department. It is the intent of the Legislature that appropriations made by this Act be utilized in the most efficient and effective manner possible to achieve the intended mission of the Juvenile Justice Department. In order to achieve the objectives and service standards established by this Act, the Juvenile Justice Department shall make every effort to attain the following designated key performance target levels associated with each item of appropriation.

	<u>2024</u>	<u>2025</u>
A. Goal: COMMUNITY JUVENILE JUSTICE		
Outcome (Results/Impact):		
Rate of Successful Completion of Deferred Prosecution	84%	84%
Rate of Successful Completion of Court-ordered Probation	82%	82%
Re-Referral Rate	14%	14%
A.1.2. Strategy: BASIC PROBATION SERVICES		
Output (Volume):		
Average Daily Population of Juveniles under Conditional Release	4,084	4,153
Average Daily Population of Juveniles Supervised under Deferred Prosecution	5,916	5,942
Average Daily Population of Juveniles Supervised under Adjudicated Probation	8,812	8,702
Efficiencies:		
Cost Per Formal Referral to Local Juvenile Probation Departments	1,612.18	1,940.28
Explanatory:		
Total Number of Formal Referrals	51,944	52,249
A.1.4. Strategy: PRE & POST ADJUDICATION FACILITIES		
Output (Volume):		
Average Daily Population of Residential Placements	1,000	1,000
Efficiencies:		
Cost Per Day Per Youth for Residential Placement	82.06	82.28
A.1.5. Strategy: COMMITMENT DIVERSION INITIATIVES		
Output (Volume):		
Average Daily Population in Commitment Diversion Initiatives	800	800
Efficiencies:		
Average State Cost Per Day Per Juvenile in Commitment Diversion Initiatives	66.57	66.76
A.1.6. Strategy: JUVENILE JUSTICE ALTERNATIVE ED		
Output (Volume):		
Number of Mandatory Students Entering Juvenile Justice Alternative Education Programs	2,050	2,050
Mandatory Student Attendance Days in JJAEP during the Regular School Year	96,350	96,350
A.1.8. Strategy: REGIONAL DIVERSION ALTERNATIVES		
Output (Volume):		
Total Number of Individual Regional Diversion Plans Submitted by Juvenile Probation Departments and Approved by the Agency (Each Plan Represents One Juvenile)	236	271
The Average Daily Population of Juveniles in a Regional Diversion Funded Residential Placement	137	157

JUVENILE JUSTICE DEPARTMENT
(Continued)

B. Goal: STATE SERVICES AND FACILITIES

Outcome (Results/Impact):

Total Number of New Admissions to the Juvenile Justice Department	604	570
Diploma or High School Equivalency Rate (JJD-operated Schools)	45%	45%
Percent Reading at Grade Level at Release	12%	12%
Turnover Rate of Juvenile Correctional Officers	35%	35%
Rearrest/Re-referral Rate	45%	45%
One-year Rearrest/Re-referral Rate for Violent Felony Offenses	15%	15%
Reincarceration Rate: within One Year	23%	23%
Reincarceration Rate: within Three Years	41%	41%

B.1.1. Strategy: ASSESSMENT, ORIENTATION, PLACEMENT

Output (Volume):

Average Daily Population: Assessment and Orientation	48	48
--	----	----

B.1.3. Strategy: FACILITY SUPERVISION & FOOD SERVICE

Output (Volume):

Average Daily Population: State Operated Secure Correctional Facilities	721	698
---	-----	-----

Efficiencies:

Average Cost Per Day Per Juvenile in State-Operated Secure Correctional Facilities	204.8	224.83
--	-------	--------

Explanatory:

Juveniles Under JCO Direct Supervision Per Shift	8	8
--	---	---

B.1.4. Strategy: EDUCATION

Output (Volume):

Average Daily Attendance in JJD-operated Schools	766	733
--	-----	-----

B.1.5. Strategy: HALFWAY HOUSE OPERATIONS

Output (Volume):

Average Daily Population: Halfway House Programs	60	60
--	----	----

Efficiencies:

Halfway House Cost Per Juvenile Day	316.33	333.77
-------------------------------------	--------	--------

B.1.6. Strategy: HEALTH CARE

Efficiencies:

Cost of Health Care Services Per Juvenile Day	35.83	37.34
---	-------	-------

B.1.7. Strategy: PSYCHIATRIC CARE

Efficiencies:

Cost of Psychiatric Services Per Juvenile Day	2.95	3.04
---	------	------

B.1.8. Strategy: INTEGRATED REHABILITATION TREATMENT

Output (Volume):

Average Daily Population: General Rehabilitation Treatment	809	775
Average Daily Population: Specialized Treatment	510	490

Efficiencies:

General Rehabilitation Treatment Cost Per Juvenile Day	24.55	27.28
Specialized Treatment Cost Per Juvenile Day	45.51	49.3

B.1.9. Strategy: CONTRACT RESIDENTIAL PLACEMENTS

Output (Volume):

Average Daily Population: Contract Programs	80	80
---	----	----

Efficiencies:

Capacity Cost in Contract Programs Per Juvenile Day	216.98	218.13
---	--------	--------

C. Goal: PAROLE SERVICES

C.1.1. Strategy: PAROLE DIRECT SUPERVISION

Output (Volume):

Average Daily Population: Parole	228	261
----------------------------------	-----	-----

Efficiencies:

Parole Supervision Cost Per Juvenile Day	30.59	31.39
--	-------	-------

G. Goal: OFFICE OF THE INSPECTOR GENERAL

G.1.1. Strategy: OFFICE OF THE INSPECTOR GENERAL

Output (Volume):

Number of Completed Criminal Investigative Cases	2,750	2,750
--	-------	-------

2. Capital Budget. None of the funds appropriated above may be expended for capital budget items except as listed below. The amounts shown below shall be expended only for the purposes shown and are not available for expenditure for other purposes. Amounts appropriated above and identified in this provision as appropriations either for "Lease payments to the Master Lease

JUVENILE JUSTICE DEPARTMENT
(Continued)

Purchase Program" or for items with an "(MLPP)" notation shall be expended only for the purpose of making lease-purchase payments to the Texas Public Finance Authority pursuant to the provisions of Government Code §1232.103.

	2024	2025
a. Construction of Buildings and Facilities		
(1) Construct New Facilities	\$ 200,000,000	\$ 0
b. Repair or Rehabilitation of Buildings and Facilities		
(1) 33-Electrical	\$ 3,538,850	\$ 0
c. Acquisition of Information Resource Technologies		
(1) Body-Worn Cameras	\$ 1,600,000	\$ 1,600,000
(2) 100-Modernization of Information Technology and Equipment Refresh	379,168	0
(3) 104-Infrastructure Refresh	500,000	0
Total, Acquisition of Information Resource Technologies	\$ 2,479,168	\$ 1,600,000
d. Data Center/Shared Technology Services		
(1) 200-Data Center Consolidation	\$ 2,197,369	\$ 2,138,675
e. Cybersecurity		
(1) 107-Cybersecurity Improvements	\$ 585,000	\$ 0
f. Legacy Modernization		
(1) Juvenile Case Management System	\$ 2,500,000	\$ 0
(2) Connect Upgrades	1,000,000	0
Total, Legacy Modernization	\$ 3,500,000	\$ 0
Total, Capital Budget	\$ 212,300,387	\$ 3,738,675
Method of Financing (Capital Budget):		
General Revenue Fund	\$ 212,300,387	\$ 3,738,675
Total, Method of Financing	\$ 212,300,387	\$ 3,738,675

3. Appropriation of Other Agency Funds. Included in the amounts appropriated above in Strategies B.1.3, Facility Supervision and Food Service, and B.1.4, Education, are Appropriated Receipts from unexpended balances remaining in Independent School District Funds (not to exceed \$155,000), the Student Benefit Fund (not to exceed \$140,000), and the Canteen Revolving Funds (not to exceed \$7,500). Any gifts, grants, and donations as of August 31, 2023, and August 31, 2024, (estimated to be \$0), and any revenues accruing to those funds are appropriated to those funds for the succeeding fiscal years. Funds collected by vocational training shops at Juvenile Justice Department facilities, including unexpended balances as of August 31, 2023, (not to exceed \$21,000), are appropriated for the purpose of purchasing and maintaining parts, tools, and other supplies necessary for the operation of those shops.

4. Revolving Funds. The Juvenile Justice Department may establish out of any funds appropriated a revolving fund not to exceed \$10,000 in the Central Office, and \$10,000 in each institution, field office, or facility under its direction. Payments from these revolving funds may be made as directed by the department. Reimbursement to such revolving funds shall be made out of appropriations provided for in this Article.

5. Student Employment. Subject to the approval of the Juvenile Justice Department (JJD), students residing in any JJD facility may be assigned necessary duties in the operations of the facility and be paid on a limited basis out of any funds available to the respective institutions or facility not to exceed \$50,000 per year for each institution and \$10,000 per year for any other facility.

6. Appropriation and Tracking of Title IV-E Receipts. The provisions of Title IV-E of the Social Security Act shall be used in order to increase funds available for juvenile justice services. The Juvenile Justice Department (JJD) shall certify to the Texas Department of Family and Protective Services that federal financial participation can be claimed for Title IV-E services provided by counties. JJD shall direct necessary general revenue funding to ensure that the federal match for

JUVENILE JUSTICE DEPARTMENT (Continued)

the Title IV-E Social Security Act is maximized for use by participating counties. Such federal receipts are appropriated to JJD for the purpose of reimbursing counties for services provided to eligible children. In accordance with Article IX, Part 13 of this Act, when reporting Federal Funds to the Legislative Budget Board, JJD must report funds expended in the fiscal year that funds are disbursed to counties, regardless of the year in which the claim was made by the county, received by JJD, or certified by JJD.

- 7. Federal Foster Care Claims.** Out of appropriations made above, the Texas Department of Family and Protective Services and the Juvenile Justice Department shall document possible foster care claims for children in juvenile justice programs and maintain an interagency agreement to implement strategies and responsibilities necessary to claim additional federal foster care funding; and consult with juvenile officials from other states and national experts in designing better foster care funding initiatives.
- 8. Support Payment Collections.** The Juvenile Justice Department shall report to the Governor and to the Legislative Budget Board the number of active accounts, including the amounts owed to the state pursuant to the Texas Family Code, Section 54.06 (a) court orders, and the total amount of funds collected by December 1 of each fiscal year.
- 9. Employee Medical Care.** Appropriations made in this Act for the Juvenile Justice Department (JJD) not otherwise restricted in use may also be expended to provide medical attention by medical staff and infirmaries at JJD facilities, or to pay necessary medical expenses, including the cost of broken eyeglasses and other health aids, for employees injured while performing the duties of any hazardous position which is not reimbursed by workers' compensation and/or employees' state insurance. For the purpose of this section, "hazardous position" shall mean one for which the regular and normal duties inherently involve the risk or peril of bodily injury or harm. Appropriations made in this Act not otherwise restricted in use may also be expended for medical tests and procedures on employees that are required by federal or state law or regulations when the tests or procedures are required as a result of the employee's job assignment or when considered necessary due to potential or existing litigation.
- 10. Safety.** In instances in which regular employees of facilities operated by the Juvenile Justice Department are assigned extra duties on special tactics and response teams, supplementary payments, not to exceed \$200 per month for team leaders and \$150 per month for team members, are authorized in addition to the salary rates stipulated by the provisions of Article IX of this Act relating to the position classifications and assigned salary ranges.
- 11. Charges to Employees and Visitors.**

 - (a) Collections for services rendered to Juvenile Justice Department (JJD) employees and visitors shall be made by a deduction from the recipient's salary or by cash payment in advance. Such deductions and other receipts for these services from employees and visitors are appropriated to the facility. Refunds of excess collections shall be made from the appropriation to which the collection was deposited.
 - (b) As compensation for services rendered and notwithstanding any other provision in this Act, any facility under the jurisdiction of JJD may provide free meals for food service personnel and volunteer workers and may furnish housing facilities, meals, and laundry service in exchange for services rendered by interns, chaplains in training, student nurses, and juvenile correctional officers.
- 12. Juvenile Justice Alternative Education Program (JJAEP).** Funds transferred to the Juvenile Justice Department (JJD) pursuant to Texas Education Agency (TEA) Rider 26 and appropriated above in Strategy A.1.6, Juvenile Justice Alternative Education Programs, shall be allocated as follows: Fifteen percent at the beginning of each fiscal year to be distributed on the basis of juvenile age population among the mandated counties identified in Chapter 37, Education Code.

The remaining funds shall be allocated for distribution to the counties mandated by Section 37.011(a) Education Code, at the rate of \$96 per student per day of attendance in the JJAEP for students who are required to be expelled as provided under Section 37.007, Education Code. Counties are not eligible to receive these funds until the funds initially allocated at the beginning of each fiscal year have been expended at the rate of \$96 per student per day of attendance. Counties in which populations exceed 72,000 but are 125,000 or less, may participate in the JJAEP and are eligible for state reimbursement at the rate of \$96 per student per day.

JUVENILE JUSTICE DEPARTMENT (Continued)

JJD may expend any remaining funds for summer school programs. Funds may be used for any student assigned to a JJAEP. Summer school expenditures may not exceed ten percent of appropriation.

Unexpended balances in fiscal year 2024 shall be appropriated to fiscal year 2025 for the same purposes in Strategy A.1.6, Juvenile Justice Alternative Education Programs.

The amount of \$96 per student per day for the JJAEP is an estimated amount and not intended to be an entitlement. Appropriations for JJAEP are limited to the amounts transferred from the Foundation School Program pursuant to TEA Rider 26. The amount of \$96 per student per day may vary depending on the total number of students actually attending the JJAEPs. Any unexpended or unobligated appropriations shall lapse at the end of fiscal year 2025 to the Foundation School Fund No. 193. If the daily mandatory attendance reimbursement rate falls below \$86 per day due to increased days of attendance (the rate established for the 2014-15 school year), TEA will increase appropriated funds to JJD to provide a minimum reimbursement of \$86 per attendance day.

JJD may reduce, suspend, or withhold JJAEP funds to counties that do not comply with standards, accountability measures, or Texas Education Code Chapter 37.

- 13. Funding for Additional Eligible Students in JJAEPs.** Out of funds appropriated above in Strategy A.1.6, Juvenile Justice Alternative Education Programs, a maximum of \$500,000 in each fiscal year (for a maximum of 90 attendance days per child), is allocated for counties with a population of at least 72,000 which operate a JJAEP under the standards of Chapter 37, Texas Education Code. The county is eligible to receive funding from the Juvenile Justice Department at the rate of \$96 per day per student for students who are required to be expelled under Section 37.007, Education Code, and who are expelled from a school district in a county that does not operate a JJAEP.
- 14. JJAEP Accountability.** Out of funds appropriated above in Strategy A.1.6, Juvenile Justice Alternative Education Programs (JJAEP), the Juvenile Justice Department (JJD) shall ensure that JJAEPs are held accountable for student academic and behavioral success. JJD shall submit a performance assessment report to the Legislative Budget Board and the Governor by May 1, 2024. The report shall include the following:
- (a) an assessment of the degree to which each JJAEP enhanced the academic performance and behavioral improvement of attending students;
 - (b) a detailed discussion on the use of standard measures used to compare program formats and to identify those JJAEPs most successful with attending students;
 - (c) student passage rates on the State of Texas Assessments of Academic Readiness (STAAR) in the areas of reading and math for students enrolled in the JJAEP for a period of 75 days or longer;
 - (d) standardized cost reports from each JJAEP and their contracting independent school district(s) to determine differing cost factors and actual costs per each JJAEP program by school year;
 - (e) average cost per student attendance day for JJAEP students. The cost per day information shall include an itemization of the costs of providing educational services mandated in the Education Code Section 37.011. This itemization shall separate the costs of mandated educational services from the cost of all other services provided in JJAEPs. Mandated educational services include facilities, staff, and instructional materials specifically related to the services mandated in Education Code, Section 37.011. All other services include, but are not limited to, programs such as family, group, and individual counseling, military-style training, substance abuse counseling, and parenting programs for parents of program youth; and
 - (f) inclusion of a comprehensive five-year strategic plan for the continuing evaluation of JJAEPs which shall include oversight guidelines to improve: school district compliance with minimum program and accountability standards, attendance reporting, consistent collection of costs and program data, training, and technical assistance needs.

JUVENILE JUSTICE DEPARTMENT
(Continued)

- 15. Appropriation Transfers between Fiscal Years.** In addition to the transfer authority provided elsewhere in this Act, the Juvenile Justice Department may transfer appropriations in an amount not to exceed \$10,000,000 in General Revenue made for fiscal year 2025 to fiscal year 2024 subject to the following conditions provided by this section:
- (a) Transfers under this section may be made only if (1) juvenile correctional populations exceed appropriated areas of daily population targets or (2) for any other emergency expenditure, including expenditures necessitated by public calamity;
 - (b) A transfer authorized by this section must receive prior approval from the Governor and the Legislative Budget Board; and
 - (c) The Comptroller of Public Accounts shall cooperate as necessary to assist the completion of a transfer and spending under this section.
- 16. State-owned Housing Authorized.** The chief superintendent and the assistant superintendent are authorized to live in state-owned housing at a rate determined by the department. Other Juvenile Justice Department employees may live in state-owned housing as set forth in Article IX, Section 11.02, Reporting Related to State Owned Housing, of this Act. Fees for employee housing are appropriated to be used for maintaining employee housing and shall at least cover the agency cost of maintenance and utilities for the housing provided.
- 17. Unexpended Balances - Hold Harmless Provision.** Any unexpended balances as of August 31, 2024, in Strategy A.1.2, Basic Probation Supervision (estimated to be \$400,000), above are appropriated to the Juvenile Justice Department in fiscal year 2025 for the purpose of providing funding for juvenile probation departments whose allocation would otherwise be affected as a result of reallocations related to population shifts.
- 18. Appropriation: Refunds of Unexpended Balances from Local Juvenile Probation Departments.** The Juvenile Justice Department (JJD) shall ensure that the agency is refunded all unexpended and unencumbered balances of state funds held as of the close of each fiscal year by local juvenile probation departments. Any unexpended balances of probation department refunds as of August 31, 2023, are appropriated to JJD for the purpose of providing grants to local probation departments in the fiscal year beginning September 1, 2023. All fiscal year 2024 and fiscal year 2025 refunds received from local juvenile probation departments by JJD (Appropriated Receipts, estimated to be \$0) are appropriated above in A.1.1, Prevention and Intervention, A.1.2, Basic Probation Services, A.1.3, Community Programs, A.1.4, Pre and Post Adjudication Facilities, Strategy A.1.5, Commitment Diversion Initiatives, A.1.6, Juvenile Justice Alternative Education Programs, A.1.7, Mental Health Services Grants, or A.1.8, Regional Diversion Alternatives. Any unexpended balances of probation department refunds as of August 31, 2024, are appropriated to JJD for the purpose of providing grants to local juvenile probation departments in the fiscal year beginning September 1, 2024.
- 19. Salaries, Education Professionals.**
- (a) Each principal, supervisor, and classroom teacher employed in a facility operated by the Juvenile Justice Department (JJD) shall receive a monthly salary to be computed as follows: The applicable monthly salary rate specified in Section 21.402, Education Code, as amended, shall be multiplied by ten to arrive at a ten month salary rate. Such rate shall be divided by the number of days required in Section 21.401, Education Code, for 10-month employees, and the resulting daily rate shall be multiplied by the number of on-duty days required of JJD educators, resulting in the adjusted annual salary. The adjusted annual salary is to be divided by 12 to arrive at the monthly rate. Salary rates for educational aides commencing employment before September 1, 1999, shall be calculated in the same manner, using 60 percent of the salary rate specified in Section 21.402, Education Code.
 - (b) JJD may authorize a salary rate above the adjusted annual salary determined in the formula provided by Section a.
 - (c) There is appropriated to JJD from any unexpended balances on hand as of August 31, 2024, funds necessary to meet the requirements of this section in fiscal year 2025 in the event adjustments are made in the salary rates specified in the Education Code.

JUVENILE JUSTICE DEPARTMENT
(Continued)

- 20. Training for GED and Reading Skills.** Out of funds appropriated above in Strategy B.1.4, Education, the Juvenile Justice Department shall prioritize teaching students to read at grade level and preparation for the GED in its educational program. A report containing statistical information regarding student performance on the Test of Adult Basic Education (TABE) shall be submitted to the Legislative Budget Board and the Governor on or before December 1, 2024.
- 21. Salary Adjustment Authorized.** Notwithstanding other provisions of this Act, the Juvenile Justice Department may adjust salaries and pay an additional shift differential so long as the resulting salary rate does not exceed the rate designated as the maximum rate for the applicable salary group of Juvenile Correctional Officers I, Juvenile Correctional Officers II, Juvenile Correctional Officers III, Juvenile Correctional Officers IV, Juvenile Correctional Officers V, and Juvenile Correctional Officers VI to rates within the designated salary group for the purpose of recruiting, employing, and retaining career juvenile correctional personnel. A shift differential may be provided based off facility geographic location, facility classification, and for evening, night, or weekend shifts. Merit raises are permitted for all Juvenile Correctional Officers who are not receiving or are no longer eligible to receive step adjustments in the career ladder system.
- 22. Appropriations Prohibited for Purposes of Payment to Certain Employees.** None of the appropriations made by this Act to the Juvenile Justice Department (JJD) may be distributed to or used to pay an employee of JJD who is required to register as a sex offender under Chapter 62, Code of Criminal Procedure, or has been convicted of an offense described in Article 42.12, Section 3(g), Code of Criminal Procedure.
- 23. Managed Health Care and Mental Health Services Contract(s).** Out of funds appropriated above, the Juvenile Justice Department (JJD) shall develop and manage a provider contract, or contracts, to deliver the most effective managed health care and mental health (psychiatric) services for the best value. Potential service providers shall not be entitled to pass-through funding from JJD appropriations.
- 24. JJAEP Disaster Compensation.** Out of funds appropriated above in Strategy A.1.6, Juvenile Justice Alternative Education Programs, the Juvenile Justice Department may compensate a mandatory JJAEP for missed mandatory student attendance days in which disaster, flood, extreme weather condition, or other calamity has a significant effect on the program's attendance.
- 25. Reporting Requirements to the Legislative Budget Board.** From funds appropriated above, the Juvenile Justice Department shall maintain a specific accountability system for tracking funds targeted at making a positive impact on youth. JJD shall implement a tracking and monitoring system so that the use of all funds appropriated can be specifically identified and reported to the Legislative Budget Board. In addition to any other requests for information, the agency shall produce an annual report on the following information for the previous fiscal year to the Legislative Budget Board by December 1st of each year:
- (a) The report shall include detailed monitoring, tracking, utilization, and effectiveness information on all funds appropriated in Goal A, Community Juvenile Justice. The report shall include information on the impact of any new initiatives and all programs tracked by JJD. Required elements include, but are not limited to, prevention and intervention programs, residential placements, enhanced community-based services for serious and chronic felons such as sex offender treatment, intensive supervision, and specialized supervision, community-based services for misdemeanants no longer eligible for commitment to the Juvenile Justice Department, Commitment Diversion Initiatives, and Regional Diversion Alternatives.
 - (b) The report shall include information on all training, inspection, monitoring, investigation, and technical assistance activities conducted using funds appropriated in Goals A and E. Required elements include training conferences held, practitioners trained, facilities inspected, and investigations conducted.
 - (c) The annual report submitted to the Legislative Budget Board pursuant to this provision must be accompanied by supporting documentation detailing the sources and methodologies utilized to assess program effectiveness and any other supporting material specified by the Legislative Budget Board.
 - (d) The annual report submitted to the Legislative Budget Board pursuant to this provision must contain a certification by the person submitting the report that the information provided is true and correct based upon information and belief together with supporting documentation.

JUVENILE JUSTICE DEPARTMENT (Continued)

- (e) The annual report submitted to the Legislative Budget Board pursuant to this provision must contain information on each program receiving funds from Strategy A.1.1, Prevention and Intervention, including all outcome measures reported by each program and information on how funds were expended by each program.

In addition to the annual report described above, the Juvenile Justice Department shall report juvenile probation population data as requested by the Legislative Budget Board on a monthly basis for the most recent month available. JJD shall report to the Legislative Budget Board on all populations specified by the Legislative Budget Board, including additions, releases, and end-of-month populations. End of fiscal year data shall be submitted indicating each reporting county to the Legislative Budget Board no later than two months after the close of each fiscal year. JJD will use Legislative Budget Board population projections for probation supervision and state correctional populations when developing its legislative appropriations request for the 2026-27 biennium.

Upon the request of the Legislative Budget Board, the Juvenile Justice Department shall report expenditure data by strategy, program, or in any other format requested, including substrategy expenditure detail.

The Comptroller of Public Accounts shall not allow the expenditure of funds appropriated by this Act to JJD in Goal F, Indirect Administration, if the Legislative Budget Board certifies to the Comptroller of Public Accounts that JJD is not in compliance with any of the provisions of this Section.

- 26. Commitment Diversion Initiatives.** Out of the funds appropriated above in Strategy A.1.5, Commitment Diversion Initiatives, \$19,492,500 in General Revenue Funds in fiscal year 2024 and \$19,492,500 in General Revenue Funds in fiscal year 2025, may be expended only for the purposes of providing programs for the diversion of youth from the Juvenile Justice Department (JJD). The programs may include residential, community-based, family, and aftercare programs. The allocation of State funding for the program is not to exceed a daily rate based on the level of care the juvenile receives. JJD shall ensure that the State is refunded all unexpended and unencumbered balances of State funds at the end of each fiscal year.

These funds shall not be used by local juvenile probation departments for salary increases or costs associated with the employment of staff hired prior to September 1, 2009.

JJD shall require juvenile probation departments participating in the diversion program to report to JJD regarding the use of funds within thirty days after the end of each quarter. JJD shall report to the Legislative Budget Board regarding the use of the funds within thirty days after receipt of each county's quarterly report. Items to be included in the report include, but are not limited to, the amount of funds expended, the number of youth served by the program, the percent of youth successfully completing the program, the types of programming for which the funds were used, the types of services provided to youth served by the program, the average actual cost per youth participating in the program, the rates of recidivism of program participants, the number of youth committed to JJD, any consecutive length of time over six months a juvenile served by the diversion program resides in a secure corrections facility, and the number of juveniles transferred to criminal court under Family Code, Section 54.02.

JJD shall maintain a mechanism for tracking youth served by the diversion program to determine the long-term success for diverting youth from state juvenile correctional incarceration and the adult criminal justice system. A report on the program's results shall be included in the report that is required under JJD Rider 25, Reporting Requirements to the Legislative Budget Board, to be submitted to the Legislative Budget Board by December 1st of each year. In the report, JJD shall report the cost per day and average daily population of all programs funded by Strategy A.1.5, Commitment Diversion Initiatives, for the previous fiscal year.

The Comptroller of Public Accounts shall not allow the expenditure of funds appropriated by this Act to JJD in Goal F, Indirect Administration, if the Legislative Budget Board certifies to the Comptroller of Public Accounts that JJD is not in compliance with any of the provisions of this Section.

JUVENILE JUSTICE DEPARTMENT
(Continued)

- 27. Mental Health Services Grants.** Included in the amounts appropriated above in Strategy A.1.7, Mental Health Services Grants, is \$14,178,353 in fiscal year 2024 and \$14,178,353 in fiscal year 2025 to fund mental health services provided by local juvenile probation departments. Funds subject to this provision shall be used by local juvenile probation departments only for providing mental health services to juvenile offenders. Funds subject to this provision may not be utilized for administrative expenses of local juvenile probation departments nor may they be used to supplant local funding.
- 28. Contingency for Behavioral Health Funds.** Notwithstanding appropriation authority granted above, the Comptroller of Public Accounts shall not allow the expenditure of General Revenue-Related behavioral health funds for the Juvenile Justice Department in Strategies A.1.1, Prevention and Intervention; A.1.3, Community Programs; A.1.4, Pre and Post Adjudication Facilities; A.1.5, Commitment Diversion Initiatives; A.1.7, Mental Health Services Grants; B.1.1, Assessment, Orientation, and Placement; B.1.6, Health Care; B.1.7, Mental Health (Psychiatric) Care; B.1.8, Integrated Rehabilitation Treatment; and C.1.2, Parole Programs and Services, in fiscal year 2024 or fiscal year 2025, as identified in Art. IX, Sec. 10.04, Statewide Behavioral Health Strategic Plan and Coordinated Expenditures, if the Legislative Budget Board provides notification to the Comptroller of Public Accounts that the agency's planned expenditure of those funds in fiscal year 2024 or fiscal year 2025 does not satisfy the requirements of Art. IX, Sec. 10.04, Statewide Behavioral Health Strategic Plan and Coordinated Expenditures.
- 29. Youth Transport.** In instances in which Juvenile Correctional Officers of facilities operated by the Juvenile Justice Department are assigned duties to transport youth between locations, supplementary payments, not to exceed \$30 per day during which the employee performs such duties, are authorized in addition to the salary rates stipulated by the provisions of Article IX of this Act relating to the position classification and assigned salary ranges.
- 30. Harris County Leadership Academy.** Out of funds appropriated above in Strategy A.1.4, Pre and Post-Adjudication Facilities, the amount of \$1,000,000 in General Revenue Funds in each fiscal year shall be expended for the Harris County Leadership Academy.
- 31. Office of the Independent Ombudsman and Office of the Inspector General.** From funds appropriated above, the Juvenile Justice Department (JJD) shall not transfer appropriations from Strategy D.1.1, Office of the Independent Ombudsman (OIO), and Strategy G.1.1, Office of the Inspector General (OIG), without prior written approval from the Governor and the Legislative Budget Board. JJD shall not reduce the number of full-time equivalent positions (FTEs) allocated to the OIO (13.0 FTEs) and OIG (116.4 FTEs) without prior written approval from the Governor and the Legislative Budget Board.
- JJD shall provide indirect support and administrative resources as necessary to enable OIO and OIG to fulfill statutory responsibilities, and the manner in which they are provided shall not infringe on the independence of those offices.
- Budget requests or other requests related to the General Appropriations Act provisions shall be submitted by JJD in a manner that maintains the independence of the OIO and OIG.
- 32. Single Grant Applications for Local Probation Departments.** The Juvenile Justice Department (JJD) shall create a single grant application for local probation departments wishing to apply for discretionary grant funding. The application will require the local probation department to specify the amount of funding it seeks from each strategy. As a condition of funding, local probation departments shall agree to meet research-based performance measures developed by JJD pursuant to Health and Human Services Code Section 223.001(c).
- 33. Non-Profit Pilot Programs.** From funds appropriated above in Strategy A.1.3, Community Programs, is \$250,000 in General Revenue in each fiscal year of the 2024-25 biennium to establish and operate pilot programs in Harris, Hidalgo, and Cameron counties administered by non-profits that provide trauma-informed counseling and life-skills and hands-on vocational training for youth, including those who were previously committed to state correctional custody in the Juvenile Justice Department. The non-profit must be supported by the counties.
- 34. Prevention, Intervention, and Commitment Diversion.**
- (a) Amounts appropriated above in Strategy A.1.1, Prevention and Intervention, are to continue programs and services designated to keep youth from having formal contact with the juvenile system.

JUVENILE JUSTICE DEPARTMENT
(Continued)

- (b) Amounts appropriated above in Strategy A.1.5, Commitment Diversion, are to continue providing juvenile probation departments the ability to operate basic supervision, community and health programs, and place youth within their communities.

- 35. Harris County Front-End Multisystemic Therapy Team.** Out of the funds appropriated above in Strategy A.1.3, Community Programs, \$500,000 in General Revenue for fiscal year 2024 and \$500,000 in General Revenue for fiscal year 2025 shall be used to continue a front-end Multisystemic Therapy (MST) team in Harris County to prevent youth and adolescents from entering the juvenile justice and child welfare systems.

Not later than November 30, 2024, JJD shall submit a performance report to the Legislative Budget Board that includes standard measures to assess the success of the program, including the number of youth and adolescents who have been diverted from the juvenile justice and child welfare systems.

- 36. Urban County Admissions.** The Juvenile Justice Department (JJD) shall collaborate with urban counties with a juvenile population of 100,000 or greater regarding the possibility of housing some or all of its own JJD admissions, including provision of funds, treatment, services, and monitoring. The agency may use funds appropriated above to contract with urban counties to provide these services.

- 37. El Paso Front-End Multisystemic Therapy Team.** Out of the funds appropriated above in Strategy A.1.3, Community Programs, \$500,000 in General Revenue for fiscal year 2024 and \$500,000 in General Revenue for fiscal year 2025 shall be used to continue a front-end Multisystemic Therapy (MST) team in El Paso County to prevent youth and adolescents from entering the juvenile justice and child welfare systems.

Not later than November 30, 2024, JJD shall submit a performance report to the Legislative Budget Board that includes standard measures to assess the success of the program, including the number of youth and adolescents who have been diverted from the juvenile justice and child welfare systems.

- 38. Human Resources Management Plan.** From funds appropriated above, the Texas Juvenile Justice Department (TJJD) shall develop a Human Resources Management Plan designed to improve employee morale and retention. The plan must focus on reducing employee turnover through better management. TJJD shall report by October 1 of each year to the Senate Finance Committee, the House Committee on Appropriations, the Legislative Budget Board, and the Governor. Each report shall include, at a minimum and for at least the preceding twelve months, the following information by job category: employee turnover rate, percent workers retained six months after completion of training, and employee tenure. The effectiveness of TJJD's plan shall be measured by whether there is a reduction in employee turnover rates at the agency, specifically by the reduction in the turnover rates for juvenile correctional officers.

- 39. Sunset Contingency.¹** Funds appropriated above for fiscal year 2025 for the Texas Juvenile Justice Department (TJJD) are made contingent on the continuation of TJJD by the Eighty-eighth Legislature, Regular Session, 2023. In the event that the agency is not continued, the funds appropriated for fiscal year 2024, or as much thereof as may be necessary, are to be used to provide for the phase out of agency operations.

- 40. Appropriation for Salary Increase for Local Juvenile Probation Departments.** Included in the amounts appropriated above in Strategy A.1.2, Basic Probation Services, the Juvenile Justice Department is appropriated \$17,058,982 in fiscal year 2024 and \$34,302,034 in fiscal year 2025 in General Revenue Funds in order to provide a pay increase for Juvenile Probation Officers, Juvenile Supervision Officers, Supervisory Administrators, and Chiefs at local juvenile probation departments. Salary increases shall be allocated to provide a 5.0 percent increase in annual salary with a minimum of \$3,000 per annum increase in salary, to begin on September 1, 2023, and another increase in annual salary to occur on September 1, 2024, consisting of an additional 5.0 percent increase with a minimum of \$3,000 per annum increase in salary. Appropriations include amounts needed for payroll-based benefits.

- 41. Construction of Facilities.** Included in the amounts appropriated above is \$200,000,000 in General Revenue in fiscal year 2024 in Strategy B.3.1, Construct and Renovate Facilities, for the Texas Juvenile Justice Department (TJJD) to construct a minimum of 200 beds in new state

JUVENILE JUSTICE DEPARTMENT
(Continued)

facility capacity. Newly constructed facilities may include services and appropriate physical features to serve youth with acute mental health needs, youth exhibiting highly aggressive or violent behavior, and female youth.

It is the intent of the legislature that these new facilities be located as close as practical to population centers which have existing workforce capacity to hire Juvenile Correctional Officers (JCOs) and provide necessary mental health, counseling, therapy and other services to rehabilitate youth and to provide appropriate workforce development training for youth as appropriate. The selection of sites for the new facilities shall be contingent on approval from the Legislative Budget Board. TJJD shall coordinate with the Texas Facilities Commission for the construction of the facilities.

Out of funds appropriated above, TJJD shall develop a plan for the ongoing operations of the current and new state-operated juvenile correctional facilities and submit the plan in writing, not later than August 31, 2024, to the Offices of the Lt. Governor, Speaker, Sunset Advisory Commission, Senate Finance Committee and House Appropriations Committee. The plan shall:

- (a) Indicate a long-term plan for youth residential placements in each facility based on youth needs and available community and TJJD facility resources;
- (b) Assess available regional workforce in the context of each residential facility’s designated use; and
- (c) Provide facility condition assessments and deferred maintenance reports for each residential facility.

42. Commissioned Peace Officer Salary Increase. Out of funds appropriated above is \$1,308,320 in fiscal year 2024 and \$1,308,320 in fiscal year 2025 in General Revenue in Strategy G.1.I, Office of the Inspector General, to be used only for salary increases for commissioned peace officers appointed by the inspector general.

43. Contingency for Senate Bill 1727 or House Bill 1520.¹ Out of funds appropriated above, the Texas Juvenile Justice Department shall implement the provisions of the legislation relating to the continuation and functions of the Texas Juvenile Justice Department, the functions of the office of independent ombudsman for the Texas Juvenile Justice Department, and the powers and duties of the office of inspector general of the Texas Juvenile Justice Department due to the enactment of SB 1727.

¹ Incorporates Article IX, Section 18.65, of this Act, due to the enactment of SB 1727, 88th Legislature, Regular Session, relating to the continuation and functions of the Texas Juvenile Justice Department, the functions of the office of independent ombudsman for the Texas Juvenile Justice Department, and the powers and duties of the office of inspector general of the Texas Juvenile Justice Department, which was passed and enacted resulting in the continuation of the agency through September 1, 2027.

COMMISSION ON LAW ENFORCEMENT

	For the Years Ending	
	August 31, 2024	August 31, 2025
Method of Financing:		
General Revenue Fund ¹	\$ 12,450,958	\$ 12,008,265
GR Dedicated - Texas Peace Officer Flag Account No. 5059	\$ 2,500	\$ 3,000
<u>Other Funds</u>		
Appropriated Receipts	\$ 656,000	\$ 705,000
License Plate Trust Fund Account No. 0802, estimated	2,300	2,200
Subtotal, Other Funds	\$ 658,300	\$ 707,200
Total, Method of Financing	\$ 13,111,758	\$ 12,718,465

COMMISSION ON LAW ENFORCEMENT
(Continued)

This bill pattern represents an estimated 100% of this agency's estimated total available funds for the biennium.

Number of Full-Time-Equivalents (FTE):¹	96.6	96.6
---	------	------

Schedule of Exempt Positions:

Executive Director, Group 4	\$163,428	\$163,428
-----------------------------	-----------	-----------

Items of Appropriation:

A. Goal: LICENSE AND DEVELOP STANDARDS

Licensing and Standards Development.

A.1.1. Strategy: LICENSING¹	\$ 4,587,135	\$ 4,279,938
---	--------------	--------------

Issue Licenses and Certificates to Individuals.

A.1.2. Strategy: STANDARDS DEVELOPMENT	<u>931,785</u>	<u>745,687</u>
---	----------------	----------------

Set Standards for Training Development and

Academy Evaluations.

Total, Goal A: LICENSE AND DEVELOP STANDARDS	\$ 5,518,920	\$ 5,025,625
---	--------------	--------------

B. Goal: REGULATION

Regulate Licensed Law Enforcement Population.

B.1.1. Strategy: ENFORCEMENT¹	\$ 2,938,847	\$ 2,719,846
---	--------------	--------------

Enforce Statute or TCOLE Rules through License Regulation.

B.1.2. Strategy: TECHNICAL ASSISTANCE	<u>3,619,327</u>	<u>3,718,046</u>
--	------------------	------------------

Assist Departments with Hiring Standards and Compliance.

Total, Goal B: REGULATION	\$ 6,558,174	\$ 6,437,892
----------------------------------	--------------	--------------

C. Goal: INDIRECT ADMINISTRATION

C.1.1. Strategy: INDIRECT ADMINISTRATION¹	\$ 823,516	\$ 828,665
---	------------	------------

Finance, Open Records, Legal, and Government Relations.

D. Goal: SALARY ADJUSTMENTS

D.1.1. Strategy: SALARY ADJUSTMENTS	<u>211,148</u>	<u>426,283</u>
--	----------------	----------------

Grand Total, COMMISSION ON LAW ENFORCEMENT	<u>\$ 13,111,758</u>	<u>\$ 12,718,465</u>
---	----------------------	----------------------

Object-of-Expense Informational Listing:

Salaries and Wages	\$ 7,644,758	\$ 8,045,156
Other Personnel Costs	97,330	102,440
Professional Fees and Services	2,634,572	2,123,726
Fuels and Lubricants	48,770	48,770
Consumable Supplies	139,840	139,840
Utilities	15,000	15,000
Travel	201,200	194,900
Rent - Building	621,819	636,132
Other Operating Expense	1,361,514	1,178,501
Capital Expenditures	<u>346,955</u>	<u>234,000</u>

Total, Object-of-Expense Informational Listing	<u>\$ 13,111,758</u>	<u>\$ 12,718,465</u>
---	----------------------	----------------------

Estimated Allocations for Employee Benefits and Debt Service Appropriations Made Elsewhere in this Act:

Employee Benefits

Retirement	\$ 805,617	\$ 862,957
------------	------------	------------

Group Insurance	1,518,086	1,565,385
-----------------	-----------	-----------

Social Security	<u>635,232</u>	<u>682,242</u>
-----------------	----------------	----------------

Total, Estimated Allocations for Employee Benefits and Debt Service Appropriations Made Elsewhere in this Act	<u>\$ 2,958,935</u>	<u>\$ 3,110,584</u>
--	---------------------	---------------------

1. Performance Measure Targets. The following is a listing of the key performance target levels for the Commission on Law Enforcement. It is the intent of the Legislature that appropriations made by this Act be utilized in the most efficient and effective manner possible to achieve the intended mission of the Commission on Law Enforcement. In order to achieve the objectives

COMMISSION ON LAW ENFORCEMENT
(Continued)

and service standards established by this Act, the Commission on Law Enforcement shall make every effort to attain the following designated key performance target levels associated with each item of appropriation.

	2024	2025
A. Goal: LICENSE AND DEVELOP STANDARDS		
A.1.1. Strategy: LICENSING		
Output (Volume):		
Number of New Licenses Issued	13,000	13,000
Number of Appointment Documents Received and Processed	21,000	21,000
A.1.2. Strategy: STANDARDS DEVELOPMENT		
Output (Volume):		
Number of Courses Reviewed/Approved/Updated by TCOLE	8	10
B. Goal: REGULATION		
Outcome (Results/Impact):		
Number of Disciplinary Actions Taken	500	500
B.1.1. Strategy: ENFORCEMENT		
Output (Volume):		
Number of Notices of Impeding Training Deficiency	1,800	5,000
Number of Misconduct Cases Resolved by Agreed Order	15	15
Number of Border Security-related Investigations Opened	80	80
Number of Cases Opened	1,500	1,500
B.1.2. Strategy: TECHNICAL ASSISTANCE		
Explanatory:		
Number of Agencies Audited for Law and Rule Compliance	750	750
C. Goal: INDIRECT ADMINISTRATION		
C.1.1. Strategy: INDIRECT ADMINISTRATION		
Output (Volume):		
Number of Open Records/Public Information Requests Sent to the Office of the Attorney General	50	50

2. Capital Budget. None of the funds appropriated above may be expended for capital budget items except as listed below. The amounts shown below shall be expended only for the purposes shown and are not available for expenditure for other purposes. Amounts appropriated above and identified in this provision as appropriations either for "Lease Payments to the Master Lease Purchase Program" or for items with an "(MLPP)" notation shall be expended only for the purpose of making lease-purchase payments to the Texas Public Finance Authority pursuant to the provisions of Government Code Section 1232.103.

	2024	2025
a. Acquisition of Information Resource Technologies		
(1) Distance Learning Program	\$ 55,000	\$ 55,000
(2) Cybersecurity and Secure IT Service Delivery	422,040	422,040
(3) Texas Commission on Law Enforcement Data Distribution System	559,523	363,418
Total, Acquisition of Information Resource Technologies	\$ 1,036,563	\$ 840,458
b. Data Center/Shared Technology Services		
(1) Data Center Services (DCS) and Shared Technology Services	\$ 260,338	\$ 254,667
Total, Capital Budget	\$ 1,296,901	\$ 1,095,125
Method of Financing (Capital Budget):		
General Revenue Fund	\$ 1,241,901	\$ 1,040,125
Appropriated Receipts	\$ 55,000	\$ 55,000
Total, Method of Financing	\$ 1,296,901	\$ 1,095,125

3. Appropriation: Proficiency Certificate Fees. The Commission on Law Enforcement is appropriated revenues collected for the processing of proficiency certificates pursuant to Occupations Code Section 1701.154 (estimated to be \$260,000 in fiscal year 2024 and \$265,000 in fiscal year 2025 from Appropriated Receipts and included in the amounts appropriated above).

COMMISSION ON LAW ENFORCEMENT

(Continued)

- 4. Appropriation: Licensing Fees.** Included in the amounts appropriated above to the Commission on Law Enforcement are fees collected to establish a person's eligibility to receive, reactivate or reinstate a license (estimated to be \$158,000 in fiscal year 2024 and \$160,000 in fiscal year 2025) from General Revenue.
- 5. Appropriation: State Flag Fund for Deceased Texas Peace Officers.** The Commission on Law Enforcement is appropriated all contributions and earned interest collected during the 2024-25 biennium and any unexpended and unencumbered balances from the biennium ending August 31, 2023, from the Texas Peace Officer Flag Account No. 5059 as provided by Occupations Code Section 1701.161 and Government Code Section 615.105 (estimated to be \$2,500 in fiscal year 2024 and \$3,000 in fiscal year 2025 and included in the amounts appropriated above). These appropriations are to be deposited in the state treasury to the credit of the GR-Dedicated Texas Peace Officer Flag Account No. 5059. These appropriations shall be used to provide state flags to families of deceased Texas peace officers pursuant to Occupations Code Section 1701.161 and Government Code Section 615.105. None of these appropriations shall be used by the commission for administration and support costs.
- 6. Appropriation: Distance Learning Program.** Included in the amounts appropriated above to the Commission on Law Enforcement is revenue collected from intermediate, advanced, and master peace officer and jailer certifications (estimated to be \$55,000 in fiscal year 2024 and \$55,000 in fiscal year 2025 from Appropriated Receipts) for the purpose of operating and maintaining the Distance Learning Program.
- 7. Appropriation: Conference, Training, Testing and Other Receipts.** Included in the amounts appropriated above to the Commission on Law Enforcement are revenues estimated to be \$341,000 in fiscal year 2024 and \$385,000 in fiscal year 2025 collected from fees relating to conferences, training, testing and other receipts from Appropriated Receipts.
- 8. Reimbursement of Advisory Committee Members.** Pursuant to Government Code Section 2110.004, reimbursement of expenses for curriculum advisory committee members, out of the funds appropriated above, not to exceed \$15,000 per fiscal year, the Commission on Law Enforcement is authorized to reimburse travel expenses of curriculum advisory committee members.
- 9. Texas Law Enforcement Peer Network.** Included in the amounts appropriated above in Strategy B.1.2, Technical Assistance, is \$1,200,000 in General Revenue in each fiscal year of the biennium to establish a mental health peer network for law enforcement officers. Additionally, the Texas Commission on Law Enforcement is authorized to contract with an institution of higher education with mental health or police training expertise.
- 10. Contingency for Behavioral Health Funds.** Notwithstanding appropriation authority granted above, the Comptroller of Public Accounts shall not allow the expenditure of General Revenue-Related behavioral health funds for the Texas Commission on Law Enforcement in Strategy B.1.2, Technical Assistance, in fiscal year 2024 or fiscal year 2025, as identified in Art. IX, Sec. 10.04, Statewide Behavioral Health Strategic Plan and Coordinated Expenditures, if the Legislative Budget Board provides notification to the Comptroller of Public Accounts that the agency's planned expenditure of those funds in fiscal year 2024 or fiscal year 2025 does not satisfy the requirements of Art. IX, Sec. 10.04, Statewide Behavioral Health Strategic Plan and Coordinated Expenditures.
- 11. Sunset Contingency.¹** Funds appropriated above for fiscal year 2025 for the Texas Commission on Law Enforcement are made contingent on the continuation of TCOLE by the Eighty-eighth Legislature, Regular Session, 2023. In the event that the agency is not continued, the funds appropriated for fiscal year 2024, or as much thereof as may be necessary, are to be used to provide for the phase out of agency operations.
- 12. Intellectual or Developmental Disability Course Training.** Included in amounts appropriated above to Strategy A.1.2, Standards Development, is \$150,000 General Revenue in fiscal year 2024 for providing law enforcement de-escalation, detection, and engagement courses on persons with intellectual or developmental disabilities.
- 13. Elementary Educational Outreach Training.** Included in the amounts appropriated above to Strategy A.1.2, Standards Development, is \$50,000 in General Revenue in fiscal year 2024 for creating an elementary educational outreach training to advance best practices of engagement of youth involving peace officers.

COMMISSION ON LAW ENFORCEMENT
(Continued)

- 14. Active Shooter Training.** No funds appropriated above shall be used to license any peace officer without training on how to resolve active shooter situations.
- 15. School Marshal Program.** Included in the amounts appropriated above in Strategy A.1.1, Licensing, is \$661,999 in fiscal year 2024 in General Revenue and \$594,439 in fiscal year 2025 in General Revenue to administer the School Marshal Program, for the purpose of preventing serious bodily injury or murder on school grounds. The School Marshal Program includes training on physical security, use of force, and active shooter response.
- 16. Contingency for Senate Bill 1445.¹** Included in the amounts appropriated above to Strategies A.1.1 Licensing, B.1.1 Enforcement, and C.1.1 Indirect Administration, the Texas Commission on Law Enforcement is appropriated \$2,516,951 for fiscal year 2024 and \$2,154,222 in fiscal year 2025 from General Revenue and 19.0 FTEs each fiscal year to implement the provisions of SB 1445.

¹ Incorporates Article IX, Section 18.60, of this Act, due to the enactment of SB 1445, 88th Legislature, Regular Session, relating to the continuation and functions of TCOLE, resulting in increases of \$2,516,951 out of General Revenue in fiscal year 2024 and \$2,154,222 out of General Revenue in fiscal year 2025 and 19.0 FTEs in each fiscal year.

MILITARY DEPARTMENT

	For the Years Ending	
	August 31, 2024	August 31, 2025
Method of Financing:		
General Revenue Fund	\$ 1,177,331,513	\$ 1,202,229,823
Adjutant General Federal Fund No. 449	\$ 70,927,943	\$ 71,156,121
<u>Other Funds</u>		
Appropriated Receipts	\$ 258,000	\$ 258,000
Current Fund Balance	5,000,000	5,000,000
Interagency Contracts	3,850,000	2,850,000
Interagency Contracts - Transfer from Foundation School Fund No. 193	1,429,500	1,429,500
Subtotal, Other Funds	\$ 10,537,500	\$ 9,537,500
Total, Method of Financing	\$ 1,258,796,956	\$ 1,282,923,444
 This bill pattern represents an estimated 100% of this agency's estimated total available funds for the biennium.		
Number of Full-Time-Equivalents (FTE):	670.5	670.5
Schedule of Exempt Positions:		
Adjutant General, Group 7	\$200,682	\$210,007
Items of Appropriation:		
A. Goal: OPERATIONS RESPONSE		
Provide a Professional Force Capable of Response.		
A.1.1. Strategy: STATE ACTIVE DUTY - DISASTER Respond to Disaster Relief/Emergency Missions.	\$ 1,127,305,829	\$ 1,151,658,629
A.1.2. Strategy: STATE TRAINING MISSIONS Non Emerg Homeland Security, Humanitarian, and Emerg Prep Training.	6,153,000	5,153,000
A.1.3. Strategy: TEXAS STATE GUARD	2,824,005	2,818,005
Total, Goal A: OPERATIONS RESPONSE	\$ 1,136,282,834	\$ 1,159,629,634

MILITARY DEPARTMENT
(Continued)

B. Goal: OPERATIONS SUPPORT

Provide Adequate Facilities for Operations, Training, and Maintenance.

B.1.1. Strategy: FACILITIES MANAGEMENT & OPERATIONS	\$ 92,873,943	\$ 92,673,943
Facilities Management and Operations.		
B.1.2. Strategy: DEBT SERVICE	925,600	0
B.1.3. Strategy: UTILITIES	5,900,000	5,900,000
B.2.1. Strategy: FIREFIGHTERS - ELLINGTON AFB	290,000	290,000
Total, Goal B: OPERATIONS SUPPORT	\$ 99,989,543	\$ 98,863,943

C. Goal: COMMUNITY SUPPORT

Community Support and Involvement.

C.1.1. Strategy: YOUTH EDUCATION PROGRAMS	\$ 6,218,670	\$ 6,218,670
Train Youth in Specialized Education Programs.		
C.1.2. Strategy: STATE MILITARY TUITION ASSISTANCE	3,314,211	3,314,211
C.1.3. Strategy: COMMUNITY AND MEMBER SUPPORT	3,916,781	3,916,782
C.1.4. Strategy: TEXAS MILITARY FORCES MUSEUM	175,000	175,000
C.1.5. Strategy: COUNTERDRUG	800,000	800,000
Total, Goal C: COMMUNITY SUPPORT	\$ 14,424,662	\$ 14,424,663

D. Goal: INDIRECT ADMINISTRATION

D.1.1. Strategy: INDIRECT ADMINISTRATION	\$ 6,243,935	\$ 6,253,261
---	--------------	--------------

E. Goal: SALARY ADJUSTMENTS

E.1.1. Strategy: SALARY ADJUSTMENTS	\$ 1,855,982	\$ 3,751,943
--	--------------	--------------

Grand Total, MILITARY DEPARTMENT	\$ 1,258,796,956	\$ 1,282,923,444
---	------------------	------------------

Object-of-Expense Informational Listing:

Salaries and Wages	\$ 469,674,656	\$ 581,677,335
Other Personnel Costs	821,500	821,500
Professional Fees and Services	2,287,887	2,304,332
Fuels and Lubricants	31,145,626	42,399,050
Consumable Supplies	1,232,488	692,050
Utilities	11,552,810	8,947,250
Travel	123,195,874	111,441,700
Rent - Building	2,662,395	1,701,700
Rent - Machine and Other	6,253,891	401,750
Debt Service	925,600	0
Other Operating Expense	557,346,323	488,653,624
Client Services	3,111,811	3,111,811
Food for Persons - Wards of State	8,237,160	422,407
Capital Expenditures	40,348,935	40,348,935
Total, Object-of-Expense Informational Listing	\$ 1,258,796,956	\$ 1,282,923,444

Estimated Allocations for Employee Benefits and Debt Service Appropriations Made Elsewhere in this Act:

Employee Benefits

Retirement	\$ 3,237,961	\$ 3,437,507
Group Insurance	7,075,796	7,221,265
Social Security	29,433,307	31,649,216
Benefits Replacement	6,547	5,231

Subtotal, Employee Benefits	\$ 39,753,611	\$ 42,313,219
-----------------------------	---------------	---------------

Debt Service

TPFA GO Bond Debt Service	\$ 1,796,966	\$ 1,384,910
---------------------------	--------------	--------------

Total, Estimated Allocations for Employee Benefits and Debt Service Appropriations Made Elsewhere in this Act	\$ 41,550,577	\$ 43,698,129
--	---------------	---------------

1. Performance Measure Targets. The following is a listing of the key performance target levels for the Military Department. It is the intent of the Legislature that appropriations made by this Act be utilized in the most efficient and effective manner possible to achieve the intended mission of the Military Department. In order to achieve the objectives and service standards

MILITARY DEPARTMENT
(Continued)

established by this Act, the Military Department shall make every effort to attain the following designated key performance target levels associated with each item of appropriation.

	<u>2024</u>	<u>2025</u>
A. Goal: OPERATIONS RESPONSE		
Outcome (Results/Impact):		
Number of Texas National Guard Members	23,000	23,000
Number of Texas State Guard Members	1,925	1,925
A.1.1. Strategy: STATE ACTIVE DUTY - DISASTER		
Efficiencies:		
Average Cost Per State Mission Performed by Texas Military Forces	98,743	98,743
A.1.2. Strategy: STATE TRAINING MISSIONS		
Output (Volume):		
Number of Workdays Texas National Guard Train for State Mission Response	29,870	29,870
Efficiencies:		
Average Cost Per National Guard Training Mission	587,985	587,985
A.1.3. Strategy: TEXAS STATE GUARD		
Efficiencies:		
Average Cost of Training Performed by the Texas State Guard	8,300	8,300
B. Goal: OPERATIONS SUPPORT		
Outcome (Results/Impact):		
Percent of Facilities That Comply with Texas Accessibility Standards	50.72%	50.72%
The Percentage of Completed Construction Projects on Schedule and within Budget	80%	80%
B.1.1. Strategy: FACILITIES MANAGEMENT & OPERATIONS		
Efficiencies:		
Average Maintenance Cost of All Real Property Assets, Including Buildings, Parking Areas, and Fencing	6.73	6.73
The Percentage of Repair and Rehabilitation of Buildings and Facilities Capital Budget Funds That Are Encumbered	50%	100%
Explanatory:		
Total Square Feet of All Facilities Maintained by the Department	6,971,676	6,971,676
C. Goal: COMMUNITY SUPPORT		
Outcome (Results/Impact):		
Percentage of ChalleNGe Academy Graduates Who Obtain a GED or High School Diploma by the End of the Post-Residential Phase of the Program	76%	76%
Percentage of Students Who Completed the STARBASE Special Youth Education Program	80%	80%
Percentage of Students Who Graduated the 22-Week Residential Phase of the ChalleNGe Special Youth Education Program	50%	50%
The Percent of Guard Members Receiving Tuition Benefits Compared to the Number of Guard Members Eligible	2.74%	2.74%
The Percent of Tuition Assistance Recipients Seeking Degrees in Identified Fields to Support the Department's Mission	65%	65%
C.1.1. Strategy: YOUTH EDUCATION PROGRAMS		
Output (Volume):		
Number of Students Who Completed the STARBASE Special Youth Education Program	2,300	2,300
Number of Students Who Graduated the ChalleNGe Special Youth Education Program	260	260
Efficiencies:		
Average Cost Per Student Completing the STARBASE Special Youth Education Program	476	476
Average Cost Per Student Graduating the ChalleNGe Special Youth Education Program's Residential Phase	22,453	22,453
C.1.3. Strategy: COMMUNITY AND MEMBER SUPPORT		
Output (Volume):		
Number of National and State Guard Members Receiving Mental Health Services	4,000	4,000

2. Capital Budget. None of the general revenue funds appropriated above may be expended for capital budget items except as listed below. The amounts shown below shall be expended only for the purposes shown and are not available for expenditure for other purposes. Amounts appropriated above and identified in this provision as appropriations either for "Lease Payments to the Master Lease Purchase Program" or for items with an "(MLPP)" notation shall be expended

MILITARY DEPARTMENT
(Continued)

only for the purpose of making lease-purchase payments to the Texas Public Finance Authority pursuant to the provisions of Government Code §1232.103. This rider does not limit the use of federal funds obtained by the department.

	2024	2025
a. Construction of Buildings and Facilities		
(1) Camp Bowie Training Center Upgrade	\$ 10,000,000	\$ 10,000,000
b. Repair or Rehabilitation of Buildings and Facilities		
(1) Replacement and Maintenance Projects	\$ 5,425,948	\$ 5,425,948
(2) State of Texas Armory Revitalization Projects	20,440,631	19,512,987
Total, Repair or Rehabilitation of Buildings and Facilities	\$ 25,866,579	\$ 24,938,935
c. Acquisition of Information Resource Technologies		
(1) Information Resource Technology	\$ 98,992	\$ 99,721
d. Acquisition of Capital Equipment and Items		
(1) Border Security Capital Equipment	\$ 7,000,000	\$ UB
e. Data Center/Shared Technology Services		
(1) Data Center Consolidation	\$ 145,637	\$ 145,582
Total, Capital Budget	\$ 43,111,208	\$ 35,184,238
Method of Financing (Capital Budget):		
General Revenue Fund	\$ 29,915,273	\$ 22,915,947
Adjutant General Federal Fund No. 449	\$ 13,195,935	\$ 12,268,291
Total, Method of Financing	\$ 43,111,208	\$ 35,184,238

- 3. Transferability.** Notwithstanding the General Provisions of this act, the Texas Military Department may transfer such amounts as may be necessary from one strategy to another strategy. No transfers shall be made into Strategy B.1.2, Debt Service. No transfer of federal reimbursements for state active duty shall be made out of Strategy A.1.1, State Active Duty - Disaster.
- 4. Travel Limitations.** Subject to the travel limitations set out in the General Provisions of this Act, the Texas Military Department (TMD) shall pay the travel expenses of members of the National Guard when said members are acting as official representatives of TMD on behalf of the Texas National Guard.
- 5. Armory Closure.** The Adjutant General shall not close any armories due solely to insufficient funds to pay for utilities without providing 30 days prior written notification to the Legislative Budget Board and the Governor's Office.
- 6. Armory Utilities.** The Texas Military Department (TMD) shall study each armory to ensure utility costs are kept to a minimum and TMD shall charge rental fees for armories that are comparable to fees charged for similar facilities in the area where the armory is located. The rent charged must be adequate to recover any additional utility costs associated with the rental of the armory.
- 7. Quarters and Utilities Allowance.** The Adjutant General, Deputy Adjutant General-Air, and Deputy Adjutant General-Army may live in state-owned housing and are exempt from paying housing costs. The Texas Military Department may also allocate existing department housing to other department employees with a demonstrated need based on location and job description. Fees for employee housing are appropriated to be used for maintaining employee housing.
- 8. Federally Funded Projects.** Notwithstanding Article IX, Part 13, federal funds for any 100 percent federally funded project are appropriated, and related additional travel expenditures are authorized.

MILITARY DEPARTMENT
(Continued)

- 9. Appropriation - Billet Receipts.** Any billet receipts in excess of \$258,000 in fiscal year 2024 and \$258,000 in fiscal year 2025 (included in Appropriated Receipts above), are appropriated for use in Strategy B.1.1, Facilities Management and Operations (estimated to be \$0). Any unexpended balances of billet receipts as of August 31, 2024, are appropriated for the fiscal year beginning September 1, 2024, in Strategy B.1.1, Facilities Management and Operations, for the same purpose.
- 10. Unexpended Balances, Payments to National Guard for State Active Duty.** Any unexpended balances as of August 31, 2024, in Strategy A.1.1, State Active Duty - Disaster, for payments to the National Guard for State Active Duty, are appropriated for the same purpose for the fiscal year beginning September 1, 2024.
- 11. Cash Flow Contingency.** Contingent upon the expected receipt of federal funds and the approval of the Legislative Budget Board and the Governor's Office, the Texas Military Department (TMD) may temporarily utilize additional general revenue funds, pending receipt of federal reimbursement, in an amount not to exceed \$15,000,000 in each fiscal year of the biennium. The request to access the additional funds by TMD shall include justification for the additional funds. The general revenue amounts utilized above TMD's general revenue method of finance must be repaid upon receipt of federal reimbursement and shall be utilized only for the purpose of temporary cash flow needs. At the end of each fiscal year, the \$15,000,000 must be repaid by November 30 of the following fiscal year if federal reimbursement for the expenditure has been received. These transfers and repayments shall be credited to the fiscal year being reimbursed and shall be in accordance with procedures established by the Comptroller of Public Accounts.
- TMD will submit a report to the Legislative Budget Board and the Office of the Governor, not later than November 30 of each fiscal year, detailing for the prior fiscal year the receipt of federal reimbursements, the amount of each reimbursement, the purpose of each reimbursement, the General Revenue Fund expenditures associated with each reimbursement, and the status of any outstanding contingency fund federal reimbursements for the prior fiscal year.
- 12. Appropriation of Refunded Money.** There is appropriated to the Texas Military Department (TMD) all funds refunded to TMD from any source when funds were originally expended for any of the purposes in B.1.1, Facilities Management and Operations, above. Appropriated funds may be expended for any of the purposes enumerated in B.1.1. above.
- 13. Local Fund Authorization.** The Texas Military Department (TMD) may expend, and there is made available to it, any and all local funds which TMD now has or which it may acquire, for the purpose of operation and maintenance of TMD facilities. This authorization includes the unit fund for the post exchange services account under Section 437.110 of the Texas Government Code.
- 14. Superseding Bond Covenants.** None of the appropriations or provisions shall supersede the covenants under which bonds are issued by or on behalf of the Texas Military Department, regarding the agency's obligations as a public bonding authority, body politic and corporate.
- 15. Disposition of State-owned Property.** Contingent upon sufficient funds from the sale of state-owned properties, appropriations above include \$5,000,000 in fiscal year 2024 and \$5,000,000 in fiscal year 2025 from the Current Fund Balance to the Texas Military Department (TMD) in funds derived from sales, in previous biennia and in the current biennium, of State-owned National Guard camps and other property owned by TMD and of land, improvements, buildings, facilities, installations, and personal property in connection therewith as authorized by Government Code, Chapter 437. Funds shall be expended by TMD in one or more of the following ways: (1) as a participating fund in the construction and maintenance of facilities financed in part by the United States Government; or (2) as a construction fund to be used by TMD; or (3) as a debt-servicing fund as provided in Government Code, Chapter 437, provided that all funds that are not actually used for the purposes specified in this rider shall remain on deposit in the state treasury to the credit of TMD for the use and benefit of the Texas National Guard, their successors or components, as provided in Government Code, Chapter 437. TMD may carry forward unexpended balances from fiscal year 2024 into fiscal year 2025 for the same purpose.
- 16. Master Plan for Military Facilities.** Funds appropriated to the Texas Military Department (TMD) for capital construction projects are intended to be expended for those projects which are part of the agency's Master Plan. TMD shall revise the plan at least biennially and submit the plan to the Legislative Budget Board and the Governor every even-numbered year as an appendix to the agency's Strategic Plan.

MILITARY DEPARTMENT
(Continued)

- 17. Renovation Priorities.** The Texas Military Department shall give priority in the use of funds appropriated by this Act to renovations which: (1) ensure the structural integrity of the facilities; (2) bring such facilities into compliance with current building and safety codes and accessibility standards; (3) increase the economic efficiency of the facilities; and (4) simplify future maintenance of the facilities.
- 18. Internal Audit.** The Texas Military Department (TMD) shall use funds appropriated above to hold meetings by the internal audit committee at TMD at least once each fiscal quarter and to provide minutes of these meetings to the Governor's Office and the State Auditor's Office.
- 19. Support and Maintenance Expenditures.** All funds currently appropriated to the Texas Military Department for support and maintenance of the Texas National Guard may be expended for the support and maintenance, including organization, of units of the Texas State Guard supplementing the Texas National Guard or replacing National Guard units inducted into federal service.
- 20. Unexpended Balances, State Military Tuition Assistance Program.** All unexpended balances of the State Military Tuition Assistance Program as of August 31, 2024, are appropriated for the same purpose for use during the fiscal year beginning September 1, 2024.
- 21. Travel Limitations - State Guard.** Subject to the travel limitations set out in the General Provisions of this Act, the Texas Military Department (TMD) may pay the travel expenses of members of the Texas State Guard when said members are acting as official representatives of TMD on behalf of the Texas State Guard.
- 22. ChalleNGe Youth Education Program.** Included in the funds appropriated above in Strategy C.1.1, Youth Education Programs, are funds appropriated from the Foundation School Fund No. 193 for each fiscal year of the biennium. The Commissioner of Education shall allocate \$1,429,500 in each fiscal year of the biennium from the Foundation School Program to the Military Department for the ChalleNGe Youth Education Program.
- 23. Contingency for Behavioral Health Funds.** Notwithstanding appropriation authority granted above, the Comptroller of Public Accounts shall not allow the expenditure of General Revenue-Related behavioral health funds for the Texas Military Department in Strategy C.1.3, Mental Health Initiative, in fiscal year 2024 or fiscal year 2025, as identified in Art. IX, Sec. 10.04, Statewide Behavioral Health Strategic Plan and Coordinated Expenditures, if the Legislative Budget Board provides notification to the Comptroller of Public Accounts that the agency's planned expenditure of those funds in fiscal year 2024 or fiscal year 2025 does not satisfy the requirements of Art. IX, Sec. 10.04, Statewide Behavioral Health Strategic Plan and Coordinated Expenditures.
- 24. Governor Grant for Payroll Processing and Other Expenses in Event of Disaster.** It is the intent of the Legislature that, in the event of an emergency or disaster in response to which the Governor has deployed the National Guard, the Governor shall make a grant from disaster funds appropriated to the Trusteed Programs within the Office of the Governor, or any other funds available, to the Texas Military Department, in an amount determined to be appropriate by the Office of the Governor, in order to ensure timely and accurate payroll processing for the Texas Military when deployed.
- 25. Outreach and Education.** Out of funds appropriated above in Strategy A.1.2, State Training Missions, the Texas Military Department may expend funds for outreach and education.
- 26. Dedicated Defense Cyber Operations.** From funds appropriated above, the Military Department may increase its full-time equivalent (FTE) position cap by 1.0 FTE dedicated to the Defense Cyber Operations Element of the Texas State Guard along with a minimum of 10 dedicated state guardsmen to conduct training and provide support to mission partners in the state.
- 27. Capital Budget Expenditures from Federal Funds.** Notwithstanding the provisions of Article IX, Section 14.03, Transfers - Capital Budget, of this Act, and to maximize the use of Federal Funds and fulfill grant requirements for receipt and expenditure of Federal Funds, the Texas Military Department (TMD) is provided capital budget authority when Federal Funds are received in excess of the amounts identified in the agency's capital budget rider and when the Federal Funds are provided for the sole purposes of construction and repairs or purchase of specific capital budget items. TMD shall notify the Legislative Budget Board and the Governor of the amount received and the items to be purchased as approved by the Federal agency. The expenditure of funds pursuant to this rider shall not create ongoing operating costs.

MILITARY DEPARTMENT
(Continued)

- 28. Mental Health Services.** From funds appropriated above in Strategy C.1.3, Mental Health Initiative, TMD shall provide mental health services to only members of the Texas Army National Guard, Texas Air National Guard, and Texas State Guard.
- 29. Maximization of Federal Funds.** Out of the funds appropriated above in Strategy B.1.1, Facilities Management and Operations, the Texas Military Department shall prioritize projects that will maximize the receipt of matching federal funds.
- 30. Appropriation for Pay Increase for State Active Duty Missions.** Included in the amounts appropriated above in Strategy A.1.1, State Active Duty - Disaster, the Texas Military Department is appropriated \$24,323,600 in fiscal year 2024 and \$48,676,400 in fiscal year 2025 in General Revenue Funds in order to provide a pay increase for Texas Military Forces service members on State - Active Duty Orders. Pay increases shall be administered as an increase in the minimum Daily Base Pay Rate for State Active Duty Pay military pay table published most recently before August 31, 2023 in the amounts of \$8.33 in fiscal year 2024 and \$16.67 in fiscal year 2025. Minimum daily pay rates shall be adjusted accordingly for all State Active Duty Missions.
- 31. Texas State Guard Clothing Provision.** The Texas Military Department may use appropriated funds to purchase uniforms for members of the Texas State Guard.
- 32. State Military Tuition Assistance.** Out of funds appropriated above is \$3,314,211 in fiscal year 2024 and \$3,314,211 in fiscal year 2025 in General Revenue in Strategy C.1.3, State Military Tuition Assistance, to be used for tuition reimbursement for members of the Texas Military Forces. The Texas Military Department shall prioritize applicants that were deployed along the Texas-Mexico Border as part of Operation Lone Star.

DEPARTMENT OF PUBLIC SAFETY

	For the Years Ending	
	August 31, 2024	August 31, 2025
Method of Financing:		
General Revenue Fund ^{1, 2, 3}	\$ 2,006,569,778	\$ 1,398,763,640
<u>General Revenue Fund - Dedicated</u>		
Texas Department of Insurance Operating Fund Account No. 036	\$ 271,382	\$ 281,828
Sexual Assault Program Account No. 5010	5,093,650	5,241,674
Breath Alcohol Testing Account No. 5013	1,512,501	1,512,501
Emergency Radio Infrastructure Account No. 5153	572,616	589,645
Identification Fee Exemption Fund No. 5177	280,453	280,453
DNA Testing Account No. 5185	253,000	246,000
Transportation Administration Fee Account No. 5186	<u>4,184,983</u>	<u>4,334,077</u>
Subtotal, General Revenue Fund - Dedicated	\$ 12,168,585	\$ 12,486,178
Federal Funds	\$ 46,019,538	\$ 34,125,899
<u>Other Funds</u>		
Interagency Contracts - Criminal Justice Grants	\$ 3,068,735	\$ 3,068,735
Appropriated Receipts	52,743,975	51,029,006
Interagency Contracts ⁵	<u>45,028,846</u>	<u>4,986,506</u>
Subtotal, Other Funds	<u>\$ 100,841,556</u>	<u>\$ 59,084,247</u>
Total, Method of Financing	<u>\$ 2,165,599,457</u>	<u>\$ 1,504,459,964</u>
Other Direct and Indirect Costs Appropriated Elsewhere in this Act	\$ 1,680,514	\$ 1,731,908

DEPARTMENT OF PUBLIC SAFETY
(Continued)

This bill pattern represents an estimated 100% of this agency's estimated total available funds for the biennium.

Number of Full-Time-Equivalents (FTE): ^{2,3}	11,713.2	11,713.2
--	----------	----------

Schedule of Exempt Positions:

Director, Group 9	\$299,813	\$299,813
-------------------	-----------	-----------

Items of Appropriation:

A. Goal: PROTECT TEXAS

Protect Texas from Public Safety Threats.

A.1.1. Strategy: INTELLIGENCE	\$ 34,471,764	\$ 31,771,588
Provide Integrated Statewide Public Safety Intelligence Network.		
A.1.2. Strategy: INTEROPERABILITY	32,853,527	32,148,082
A.2.1. Strategy: CRIMINAL INVESTIGATIONS	92,336,097	104,021,137
Reduce Threats of Organized Crime, Terrorism & Mass Casualty Attacks.		
A.2.2. Strategy: TEXAS RANGERS	30,052,597	22,346,560
A.3.1. Strategy: TEXAS HIGHWAY PATROL	387,650,371	312,338,442
Deter, Detect, and Interdict Public Safety Threats on Roadways.		
A.3.2. Strategy: AIRCRAFT OPERATIONS	12,856,761	11,242,365
A.3.3. Strategy: SECURITY PROGRAMS	<u>35,455,960</u>	<u>25,382,500</u>

Total, Goal A: PROTECT TEXAS	\$ 625,677,077	\$ 539,250,674
-------------------------------------	----------------	----------------

B. Goal: SECURE THE TEXAS BORDER

Reduce Border-Related and Transnational-Related Crime.

B.1.1. Strategy: TRAFFICKING	\$ 9,175,425	\$ 4,282,133
Deter, Detect, and Interdict Trafficking.		
B.1.2. Strategy: ROUTINE OPERATIONS	200,443,604	202,402,658
B.1.3. Strategy: EXTRAORDINARY OPERATIONS⁵	<u>212,929,838</u>	<u>158,346,709</u>

Total, Goal B: SECURE THE TEXAS BORDER	\$ 422,548,867	\$ 365,031,500
---	----------------	----------------

C. Goal: REGULATORY SERVICES

Provide Regulatory and Law Enforcement Services to All Customers.

C.1.1. Strategy: CRIME LABORATORY SERVICES³	\$ 101,745,147	\$ 76,215,439
C.1.2. Strategy: CRIME RECORDS SERVICES	43,925,369	40,635,432
Provide Records to Law Enforcement and Criminal Justice.		
C.1.3. Strategy: VICTIM & EMPLOYEE SUPPORT SERVICES	1,618,455	1,553,570
C.2.1. Strategy: REGULATORY SERVICES	<u>53,219,597</u>	<u>31,850,328</u>
Administer Programs, Issue Licenses, and Enforce Compliance.		

Total, Goal C: REGULATORY SERVICES	\$ 200,508,568	\$ 150,254,769
---	----------------	----------------

D. Goal: DRIVER LICENSE SERVICES

Enhance Public Safety through the Licensing of Texas Drivers.

D.1.1. Strategy: DRIVER LICENSE SERVICES²	\$ 256,052,278	\$ 217,723,783
Issue Driver Licenses and Enforce Compliance on Roadways.		

E. Goal: AGENCY SERVICES AND SUPPORT

Provide Agency Administrative Services and Support.

E.1.1. Strategy: HEADQUARTERS ADMINISTRATION	\$ 35,478,029	\$ 35,736,532
E.1.2. Strategy: INFORMATION TECHNOLOGY	58,667,205	51,248,741
E.1.3. Strategy: FINANCIAL MANAGEMENT	6,823,283	6,777,800
E.1.4. Strategy: TRAINING ACADEMY AND DEVELOPMENT	61,990,490	24,548,287
E.1.5. Strategy: INFRASTRUCTURE OPERATIONS¹	451,725,526	24,306,405
E.1.6. Strategy: OFFICE OF THE INSPECTOR GENERAL	<u>3,711,636</u>	<u>3,356,131</u>

Total, Goal E: AGENCY SERVICES AND SUPPORT	\$ 618,396,169	\$ 145,973,896
---	----------------	----------------

DEPARTMENT OF PUBLIC SAFETY
(Continued)

F. Goal: SALARY ADJUSTMENTS

F.1.1. Strategy: SALARY ADJUSTMENTS \$ 42,416,498 \$ 86,225,342

Grand Total, DEPARTMENT OF PUBLIC SAFETY \$ 2,165,599,457 \$ 1,504,459,964

Object-of-Expense Informational Listing:

Salaries and Wages	\$ 1,143,914,111	\$ 1,063,703,436
Other Personnel Costs	33,159,883	26,175,606
Professional Fees and Services	51,878,090	22,832,763
Fuels and Lubricants	44,577,588	42,541,174
Consumable Supplies	19,995,992	16,209,322
Utilities	21,076,753	18,658,016
Travel	39,287,217	38,863,639
Rent - Building	26,944,755	25,475,759
Rent - Machine and Other	5,592,018	5,326,132
Other Operating Expense	248,620,498	200,783,053
Grants	250,000	250,000
Capital Expenditures	<u>530,302,552</u>	<u>43,641,064</u>

Total, Object-of-Expense Informational Listing \$ 2,165,599,457 \$ 1,504,459,964

Estimated Allocations for Employee Benefits and Debt Service Appropriations Made Elsewhere in this Act:

Employee Benefits

Retirement	\$ 72,052,326	\$ 76,235,728
Group Insurance	138,677,724	141,860,080
Social Security	72,510,591	75,990,899
Benefits Replacement	<u>263,420</u>	<u>210,472</u>

Subtotal, Employee Benefits \$ 283,504,061 \$ 294,297,179

Debt Service

TPFA GO Bond Debt Service \$ 16,364,238 \$ 14,428,396

Total, Estimated Allocations for Employee Benefits and Debt Service Appropriations Made Elsewhere in this Act \$ 299,868,299 \$ 308,725,575

1. Performance Measure Targets. The following is a listing of the key performance target levels for the Department of Public Safety. It is the intent of the Legislature that appropriations made by this Act be utilized in the most efficient and effective manner possible to achieve the intended mission of the Department of Public Safety. In order to achieve the objectives and service standards established by this Act, the Department of Public Safety shall make every effort to attain the following designated key performance target levels associated with each item of appropriation.

	2024	2025
A. Goal: PROTECT TEXAS		
Outcome (Results/Impact):		
Annual Texas Index Crime Rate	2,824.1	2,824.1
A.2.1. Strategy: CRIMINAL INVESTIGATIONS		
Output (Volume):		
Number of Arrests for Drug Violations	2,350	2,350
Number of Investigations Completed and Closed by the Agency	700	700
Number of Felony Arrests by CID	6,000	6,000
Number of Human Trafficking Investigations Conducted by CID	2,000	2,000
A.2.2. Strategy: TEXAS RANGERS		
Output (Volume):		
Number of Investigations Opened by Texas Rangers	2,152	2,152
Number of Support Deployments by Texas Rangers	1,250	1,250
A.3.1. Strategy: TEXAS HIGHWAY PATROL		
Output (Volume):		
Number of Highway Patrol Service Hours on Routine Patrol	3,400,000	3,400,000
Number of Traffic Law Violator Contacts	3,200,000	3,200,000
Number of Commercial Vehicle Enforcement Hours on Routine Patrol	1,100,000	1,100,000
Number of School Safety Visits by Commissioned THP Members	30,000	30,000
Number Arrests Conducted by THP Members	47,000	47,000
Efficiencies:		
Number of Commercial Vehicle Traffic Law Violator Contacts	1,100,000	1,100,000

DEPARTMENT OF PUBLIC SAFETY
(Continued)

B. Goal: SECURE THE TEXAS BORDER

B.1.1. Strategy: TRAFFICKING

Output (Volume):

Total Number of Interagency Law Enforcement Ops Coordinated by the BSOC	192	192
---	-----	-----

C. Goal: REGULATORY SERVICES

Outcome (Results/Impact):

Percent Change of Number of Cases Backlogged at the End of Each Fiscal Year	10%	10%
Percent Change of Number of Sexual Assault Cases Backlogged at the End of Each Fiscal Year	(100)%	(100)%
Percentage of Original Licenses to Carry a Handgun Issued within 60 Days	100%	100%
Percentage of Renewal Licenses to Carry a Handgun Issued within 45 Days	100%	100%

C.1.1. Strategy: CRIME LABORATORY SERVICES

Output (Volume):

Number of Drug Cases Completed	57,000	58,000
Number of DNA Cases Completed by DPS Crime Laboratories	9,500	9,500

Efficiencies:

Average Cost to Complete a DNA Case	1,350	1,350
-------------------------------------	-------	-------

Explanatory:

Number of Offender DNA Profiles Completed	47,000	47,000
---	--------	--------

C.2.1. Strategy: REGULATORY SERVICES

Explanatory:

Number of Original and Renewal Licenses to Carry a Handgun Issued	230,000	220,000
---	---------	---------

D. Goal: DRIVER LICENSE SERVICES

Outcome (Results/Impact):

Percentage of Original Driver License and Identification Card Applications Completed within 45 Minutes	63.05%	63.05%
--	--------	--------

2. Capital Budget. None of the funds appropriated above may be expended for capital budget items except as listed below. The amounts shown below shall be expended only for the purposes shown and are not available for expenditure for other purposes. The Department of Public Safety may expend funds for the lease of capital budget items with Legislative Budget Board approval if the department provides a cost-benefit analysis to the Legislative Budget Board that supports leasing instead of purchasing prior to exercising the lease option. Amounts appropriated above and identified in this provision as appropriations either for "Lease payments to the Master Lease Purchase Program" or for items with an "(MLPP)" notation shall be expended only for the purpose of making lease-purchase payments to the Texas Public Finance Authority pursuant to Government Code §1232.103.

	2024	2025
a. Construction of Buildings and Facilities		
(1) Enhance Capitol Security - Canine Kennel and Training Center - Facility and Furnishings	\$ 3,115,000	\$ 0
(2) Commercial Vehicle Enforcement Building Lease	1,177,404	1,177,404
(3) Austin Headquarters Perimeter Fence ¹	10,000,000	0
(4) Driver License Office	595,098	595,098
(5) Crime Toxicology Laboratory	6,800,000	0
(6) Williamson County Training Academy ¹	381,499,500	0
(7) Pecos Facility Conversion	2,000,000	0
(8) Crime Laboratory Generator	2,000,000	0
(9) Water Treatment Facility - Williamson Co.	2,000,000	0
(10) Northwest Regional Headquarters Canopy	500,000	0
(11) El Paso Regional Headquarters Planning & Site Preparation	10,000,000	0
Total, Construction of Buildings and Facilities	\$ 419,687,002	\$ 1,772,502
b. Repair or Rehabilitation of Buildings and Facilities		
(1) Deferred Maintenance	\$ 6,750,000	\$ 0

DEPARTMENT OF PUBLIC SAFETY
(Continued)

(2) Communication Tower Repair & Replacement	3,500,000	3,500,000
(3) Generator Systems Maintenance	3,000,000	0
(4) Statewide Facility Security Enhancements	3,000,000	0
(5) Crime Laboratory Remodel	<u>4,750,000</u>	<u>0</u>
 Total, Repair or Rehabilitation of Buildings and Facilities	 \$ 21,000,000	 \$ 3,500,000
 c. Acquisition of Information Resource Technologies		
(1) Commercial Vehicle Enforcement (CVE) Information Technology (IT) Equipment	\$ 2,000,000	\$ 2,000,000
(2) Crime Records Service Information Technology	6,779,626	3,279,626
(3) DL Technology Upgrades	4,903,588	4,463,986
(4) IT Modernization Initiatives and Maintenance	13,764,189	6,356,137
(5) Enhance Capitol Security - IT Purchases	1,985,154	55,054
(6) Case Management & Reporting System	1,400,000	1,400,000
(7) Intelligence & Counter Terrorism (ICT)technology projects	3,110,085	3,049,029
(8) Regulatory Services Division (RSD) Technology Projects	232,992	232,992
(9) Fleet Management System Software	2,800,000	2,000,000
(10) Travel Reimbursement Voucher System	400,000	0
(11) Trooper Safety Technology Upgrades	4,905,000	1,306,200
(12) Advanced Analytics & Threat Detection Software	11,100,000	11,100,000
(13) Crime Laboratory IT Purchases	299,824	35,752
(14) Forensic Laboratory Discovery Portal	1,779,848	6,104
(15) Application Modernization	935,000	500,000
(16) Electronic Content Management System	523,800	319,004
(17) License to Carry & Agency Licensing Platform	<u>22,500,000</u>	<u>0</u>
 Total, Acquisition of Information Resource Technologies	 \$ 79,419,106	 \$ 36,103,884
 d. Transportation Items		
(1) Vehicles and Related Equipment	\$ 3,975,200	\$ 0
(2) All Terrain Vehicles & Related Equipment	241,485	0
(3) Crime Laboratory Vehicles and Related Equipment	85,770	0
(4) Ballistic Resistant Technology	<u>12,843,200</u>	<u>0</u>
 Total, Transportation Items	 \$ 17,145,655	 \$ 0
 e. Acquisition of Capital Equipment and Items		
(1) Technical Unit Intercept System	\$ 450,000	\$ 450,000
(2) Radios	5,537,291	5,537,291
(3) Border Security - Capital Equipment for Operation Drawbridge	8,500,000	8,500,000
(4) Crime Lab Equipment	5,496,198	3,566,198
(5) Enhance Capitol Security- Security Equipment	580,000	0
(6) Commercial Vehicle Enforcement(CVE)-Equipment	1,444,369	1,000,000
(7) Communication Equipment and Leases	<u>7,610,586</u>	<u>7,610,586</u>
 Total, Acquisition of Capital Equipment and Items	 \$ 29,618,444	 \$ 26,664,075

DEPARTMENT OF PUBLIC SAFETY
(Continued)

f. Data Center/Shared Technology Services			
(1) Data Center Services (DCS)	\$	3,198,481	\$ 3,199,062
g. Centralized Accounting and Payroll/Personnel System (CAPPS)			
(1) Comptroller of Public Accounts' Centralized Accounting and Payroll/Personnel System (CAPPS)- Statewide ERP System	\$	679,474	\$ 679,474
h. Cybersecurity			
(1) Cybersecurity Infrastructure	\$	<u>7,354,298</u>	<u>\$ 5,664,794</u>
Total, Capital Budget	\$	<u>578,102,460</u>	<u>\$ 77,583,791</u>
Method of Financing (Capital Budget):			
General Revenue Fund	\$	562,339,978	\$ 65,765,678
Federal Funds	\$	8,483,856	\$ 8,138,487
<u>Other Funds</u>			
Appropriated Receipts	\$	6,779,626	\$ 3,279,626
Interagency Contracts		<u>499,000</u>	<u>400,000</u>
Subtotal, Other Funds	\$	<u>7,278,626</u>	<u>\$ 3,679,626</u>
Total, Method of Financing	\$	<u>578,102,460</u>	<u>\$ 77,583,791</u>

3. **Marked Vehicles.** None of the funds appropriated above may be expended for the salaries of personnel operating motor vehicles used to stop and actually arrest offenders of highway speed laws unless such vehicles are black, white, or a combination thereof and plainly marked with the department's insignia.
4. **Disposition of Seized Funds.** The Department of Public Safety shall deposit all funds currently held, or obtained in the future pursuant to seizure actions or judicial forfeiture, according to rules and procedures developed by the Comptroller of Public Accounts. The Department of Public Safety shall cooperate with the Comptroller of Public Accounts in developing agreements and procedures for the deposit of seized state funds in accounts in the State Treasury.
5. **Controlled Substances.** Included in the amounts appropriated above is \$2,500,000 in fiscal year 2024 and \$2,500,000 in fiscal year 2025 from Federal Funds. All revenues in excess of these amounts collected under federal forfeiture programs are appropriated to the Department of Public Safety to be used for law enforcement purposes (estimated to be \$0). Any funds unexpended at the close of each fiscal year are appropriated for the following year. Funding priority shall be given to the purchase of new equipment for field employees.
6. **Witness Fees.** From the appropriations made above, the Department of Public Safety may pay the witness fees and travel expenses of out-of-state witnesses, subject to the advance, written approval of the District Attorney for the county having venue over the law violation under investigation.
7. **Purchase of Evidence.** From the amounts appropriated above to the Department of Public Safety, an amount not to exceed \$2,000,000 in each fiscal year of the biennium, exclusive of amounts forfeited to the Department of Public Safety by any court of competent jurisdiction and amounts received from the United States government derived from the forfeiture of monies and property, is designated for the purchase of evidence and/or information and surveillance expenses deemed necessary by the Department of Public Safety; and accountability for expenditures as set forth above shall be governed by such rules and regulations as the director of the Department of Public Safety may recommend and are subject to audit by the State Auditor. Such amounts may be maintained in cash to facilitate the purchase of evidence, information, and/or surveillance expense.
8. **Seized Assets Report.** The Department of Public Safety shall file with the Governor and the Legislative Budget Board, no later than October 30 of each year, a report disclosing information

DEPARTMENT OF PUBLIC SAFETY
(Continued)

on seized/forfeited assets. The report shall contain a summary of receipts, disbursements, and fund balances for the fiscal year derived from both federal and state sources and supporting detail. The detail information shall, at a minimum, include the following:

- a. Regarding receipts: the court in which the case was adjudicated, the nature of the assets, the value of the assets, and the specific, intended use of the assets; and
- b. Regarding disbursements: the departmental control number, the departmental category, the division making the request, the specific item and amount requested, the amount the department approved, and the actual amount expended per item.

9. **Medical and Funeral Costs.** Funds appropriated above may be expended for drugs, medical, hospital, laboratory, and funeral costs of law enforcement employees or other employees performing duties involving unusual risk when injury or death occurs in the performance of such duties. Funds appropriated above shall not be expended for drugs, medical, hospital, laboratory, or funeral costs of employees who are not actively engaged in the performance of law enforcement or other hazardous duties or for law enforcement employees when injury or death occurs in the performance of clerical or office duties as distinguished from law enforcement or other duties involving unusual risk. Funds appropriated above may also be expended for physical examinations and testing when such examinations and tests are a condition of employment or exposure to infectious diseases or hazardous materials occurs in the line of duty.
10. **Authorization of Funeral Travel Reimbursement.** The Department of Public Safety may reimburse a commissioned peace officer or communications officer in its employ the costs for lodging, transportation, and meals, in accordance with Article IX travel regulations of this Act, when such travel is for the purpose of representing the Department of Public Safety at the funeral of a fallen peace officer. The reimbursement authorized by this provision applies to out-of-state and in-state travel. The Department of Public Safety may provide reimbursement for only a small delegation to any single out-of-state funeral.
11. **Moving Expenses.** Notwithstanding any other provision of this Act, and with the approval of the Director, the Department of Public Safety may use appropriated funds to pay the reasonable, necessary, and resulting costs of moving the household goods and effects of a commissioned peace officer employed by the Department of Public Safety who is transferred from one designated headquarters to another so long as the Department of Public Safety determines that the best interests of the State will be served by such transfer.
12. **Travel for Security Personnel.** Notwithstanding other provisions of this Act, commissioned Department of Public Safety personnel when transporting and providing security for the Governor or Governor-elect and his or her spouse and immediate family; other members of the executive, legislative, and judicial branches of state government; and visiting government officials traveling in Texas when assigned, shall be reimbursed for their actual meals, lodging, and incidental expenses when on official travel in or out of the state.
13. **Polygraph Examinations.** None of the funds appropriated to the Department of Public Safety may be expended for polygraph testing of commissioned law enforcement officers of the Department of Public Safety, unless requested by the officer.
14. **Supply and Inventory Cost Allocation.** The Department of Public Safety may establish a supply and inventory cost pool to which appropriations may be transferred from any strategy item. These transfers shall be restricted to the purchase of supplies and inventory items. Expenditures from the cost pool shall be allocated back to the applicable strategies of the Department of Public Safety within 90 days following the close of each fiscal quarter.
15. **Appropriation: Automobile Emission Inspections.** Included in amounts appropriated above in C.2.1, Regulatory Services, is \$7,353,749 in fiscal year 2024 (General Revenue Fund) and \$7,353,749 in fiscal year 2025 (General Revenue Fund) for the operation of the vehicle emissions inspection and maintenance program pursuant to Section 382.202, Health and Safety Code.

If additional counties are brought into the vehicle emissions inspection and maintenance program, 80.0 percent of revenues generated from the vehicle emissions and inspections fee in excess of the

DEPARTMENT OF PUBLIC SAFETY
(Continued)

Comptroller's Biennial Revenue Estimate in fiscal years 2024 and 2025 and deposited into the General Revenue Fund are appropriated to the agency for the purpose of developing, administering, evaluating, and maintaining the vehicle emissions inspection and maintenance program in the additional counties.

16. **Full-Time-Equivalents, Recruits.** Recruits participating in the recruit school of the Department of Public Safety shall not be counted toward the limit on the number of full-time equivalent positions (FTEs) for the agency until their graduation. Upon graduation, the additional officers shall not cause the Department of Public Safety to exceed the department's limit on FTEs. The number of participants in the recruit schools shall be included in all required reports concerning FTEs and vacancies, but the recruits and interns shall be reported as a separate total from the agency's other FTEs.
17. **Hardship Stations.** Out of funds appropriated above, the Department of Public Safety may designate 40 hardship stations across the state based on excessive vacancies and/or cost of living, and to designate specialized assignments across the state based on the type of assignments and/or skills required for the position. The Department of Public Safety shall provide incentives to commissioned peace officers accepting these positions. The incentives will be based upon available funds as determined by the Director.
18. **Appropriation Transfers.** Notwithstanding Article IX, Section 14.01, the Department of Public Safety may not transfer funds between items of appropriation in excess of 20.0 percent and shall provide quarterly notification to the Governor and the Legislative Budget Board any time the Department of Public Safety transfers an amount of \$100,000 or more between items of appropriation. The Department of Public Safety shall report to the Governor and the Legislative Budget Board quarterly the total number and amount of transfers during the previous quarter. The report shall include the amount transferred, the strategies involved, and justification for the transfer.
19. **Interagency Contract for Legal Services.** Out of funds appropriated above, \$1,300,000 for the 2024-25 biennium is for an interagency contract with the Office of the Attorney General for legal services provided by the Office of the Attorney General to the Department of Public Safety. Any interagency contract funded by appropriated funds may not exceed reasonable attorney fees for similar legal services in the private sector, shall not jeopardize the ability of the Department of Public Safety to carry out its legislative mandates, and shall not affect the budget for the Department of Public Safety that employees must be terminated to pay the amount of the interagency contract.
20. **Appropriations Limited to Revenue Collections.** Fees and other miscellaneous revenues as authorized and generated by the operation of the Private Security Program pursuant to the Texas Occupations Code, Section 1702.062, shall cover, at a minimum, the cost of appropriations made above in Strategy C.2.1, Regulatory Services, as well as the "other direct and indirect costs" made elsewhere in this Act associated with this program. Direct costs for the Private Security Program are estimated to be \$3,879,540 in fiscal year 2024 and \$3,879,540 in fiscal year 2025 and "other direct and indirect costs" are estimated to be \$1,680,514 in fiscal year 2024 and \$1,731,908 in fiscal year 2025.

In the event that actual and/or projected revenue collections are insufficient to offset the costs identified by this provision, the Legislative Budget Board may direct that the Comptroller of Public Accounts reduce the appropriation authority provided above to be within the amount of revenue expected to be available.

21. **Appropriation: Unexpended Balances Bond Proceeds.** Included in amounts appropriated above are unexpended and unobligated balances of General Obligation Bond Proceeds for projects that have been approved under the provisions of Article IX, Sections 19.70 and 19.71 of House Bill 1, Eightieth Legislature, Regular Session, 2007, remaining as of August 31, 2023 (estimated to be \$0).

Any unexpended balances in General Obligation Bond Proceeds described above remaining as of August 31, 2024, are appropriated for the same purposes for the fiscal year beginning September 1, 2024.

DEPARTMENT OF PUBLIC SAFETY
(Continued)

Also included in the amounts appropriated above are unexpended and unobligated balances of General Obligation Bond Proceeds for projects that have been approved under the provisions of Article IX, Section 17.02 of Senate Bill 1, Eighty-third Legislature, Regular Session, 2013, remaining as of August 31, 2023 (estimated to be \$0).

- 22. Databases and Clearinghouses Related to Missing Persons and Children.** From funds appropriated above in Strategy A.1.1, Intelligence, the Department of Public Safety shall expend \$1,096,628 in fiscal year 2024 and \$1,096,628 in fiscal year 2025 in General Revenue Funds for the administration and support of the University of North Texas Health Science Center at Fort Worth Missing Persons DNA Database and the Missing Children and Missing Persons Information Clearinghouse established under the Code of Criminal Procedure, Chapter 63. The "Number of Full-Time-Equivalents" indicated above includes 3.0 FTEs in both fiscal years for the administration and support of the programs. The Department of Public Safety shall expend \$825,000 per fiscal year to make interagency contract payments to the University of North Texas Health Science Center at Fort Worth to administer the Missing Persons DNA Database. DPS shall expend \$271,628 per fiscal year to pay department expenses associated with the Missing Persons DNA Database and the administration of the Missing Children and Missing Persons Information Clearinghouse.
- 23. Texas Online.** Included in the amounts appropriated above in Strategy C.2.1, Regulatory Services, is revenue generated through Texas Online from Private Security Program subscription fees (estimated to be \$500,000 in Appropriated Receipts in each fiscal year) for the continued operation of Texas Online in the 2024-25 biennium.
- 24. Capital Budget Expenditures from Federal Awards.** To maximize the use of federal funds and to fulfill grant requirements for the receipt and expenditure of federal funds, the Department of Public Safety is exempt from the capital budget rider limitations contained in Article IX of this Act when gifts, grants, inter-local funds and federal funds are received in excess of the amount identified in the agency's capital rider and funds are designated by the donor, grantee, state entity or federal agency solely for construction and repairs or purchase of specific capital items. Amounts expended from these funding sources shall not count towards the limitations imposed by capital budget provisions elsewhere in this Act. Upon receipt of funds, the Department of Public Safety shall notify the Legislative Budget Board and the Governor of the amount received and the items to be purchased as approved by the donor, grantee, state entity or federal agency. The expenditure of funds pursuant to this rider shall not create any ongoing operating cost.
- 25. Cash Flow Contingency for Federal Funds.** Contingent upon the receipt of federal funds and the approval of the Legislative Budget Board and the Governor's Office, the Department of Public Safety is appropriated on a temporary basis additional funds to be transferred to the appropriate federal fund in an amount not to exceed \$20,000,000 in each fiscal year of the biennium. The request to access the additional funds by the Department of Public Safety shall include justification for the additional funds. The additional amounts authorized in excess of the Department of Public Safety's method of finance must be repaid upon receipt of federal reimbursement and shall be used only for the purpose of temporary cash flow needs. All the additional funds authorized by this rider within a fiscal year must be repaid by November 30 of the following fiscal year. These transfers and repayments shall be credited to the fiscal year being reimbursed and shall be in accordance with procedures established by the Comptroller of Public Accounts.
- 26. Unexpended Balances Within the Biennium.** Any unexpended balances as of August 31, 2024, in appropriations made to the Department of Public Safety are appropriated for the same purposes for the fiscal year beginning September 1, 2024.
- 27. Estimated Appropriation for Handgun Licensing Program.** The Department of Public Safety (DPS) shall deposit all revenue collected from handgun licensing application fees to Revenue Object Code 3126 in the General Revenue Fund. Included in the amounts appropriated above out of the General Revenue Fund in Strategy C.1.2, Crime Records Services, is an estimated appropriation of \$6,106,882 in fiscal year 2024 and an estimated appropriation of \$6,106,882 in fiscal year 2025, representing a portion of revenue from each application fee, to fund costs of all required background checks.

DEPARTMENT OF PUBLIC SAFETY
(Continued)

For the 2024-25 biennium, DPS is appropriated all additional revenues from handgun licensing application fees that are collected by the agency and deposited to the credit of the General Revenue Fund in excess of the amounts reflected in the Comptroller's Biennial Revenue Estimate for the 2024-25 biennium, for the purpose of conducting all required background checks. By August 31 of fiscal year 2025, in a manner prescribed by the Comptroller, DPS and the Comptroller shall establish a process to ensure these additional revenues do not exceed the cost of conducting required background checks in both years of the fiscal year 2024-25 biennium.

28. Clothing Provisions.

- a. A commissioned officer who received a \$1,200 clothing allowance pursuant to the General Appropriations Act during the 2022-23 biennium shall receive a \$1,200 clothing allowance in the 2024-25 biennium.
- b. A commissioned officer who received a \$500 cleaning allowance pursuant to the General Appropriations Act for the 2022-23 biennium shall receive a \$500 cleaning allowance in the 2024-25 biennium irrespective of promotion to any rank.
- c. No person shall receive a \$1,200 clothing allowance unless eligible in subsection (a).
- d. An individual who is newly hired or newly commissioned after September 1, 1997, is eligible to receive a \$500 cleaning allowance.
- e. All noncommissioned personnel required to wear uniforms are entitled to a \$500 cleaning allowance.
- f. All commissioned personnel required to wear uniform footwear are entitled to a \$150 annual allowance.

29. Driver License Services Reporting. From amounts appropriated above in Goal D, the Department of Public Safety shall provide an annual report to the Legislative Budget Board and the relevant standing committees of the Legislature on the effectiveness of improvements made to the driver license operations no later than December 1 of each fiscal year. The report shall include information related to specific expenditures, program outcomes and outputs, obstacles to improvement, and any other information that the department deems necessary to fully report on the progress of driver license operations. The report shall also detail the following: (1) number of available work stations in the state; (2) average wait times for each mega center; (3) number of available FTEs; (4) average wait times at all driver license offices; (5) an analysis and explanation if wait times have increased at any driver license office; and (6) current and future improvements to driver license operations and customer service.

30. Appropriation for Training on Incident Based Reporting. Included in the amounts appropriated above in Strategy C.1.2, Crime Records Services, the Department of Public Safety is appropriated \$360,000 in fiscal year 2024 and \$360,000 in fiscal year 2025 in General Revenue Funds for training on, and audit of, local law enforcement agencies' incident-based reporting.

31. Hiring Officers with Previous Experience. From funds appropriated above, the Department of Public Safety may, at the time a commissioned officer is hired, elect to credit up to four years of experience as a peace officer in any state within the United States as years of service for the purpose of calculating the officer's salary under Salary Classification Schedule C as provided in Article IX, Section 2.01 of this Act. All officers hired under this provision are subject to the one-year probationary period under Government Code, Section 411.007 (g) notwithstanding the officer's rank or salary classification.

32. Differential Pay.

- a. Included in the amounts appropriated by this Act to the Department of Public Safety (DPS), the amount of \$500,000 in General Revenue is allocated for the state fiscal biennium ending August 31, 2025, for the purpose of providing differential pay for hard to fill or specialized service non-commissioned Full-time Equivalent (FTE) positions.

DEPARTMENT OF PUBLIC SAFETY
(Continued)

- b. DPS is authorized to pay differential pay for hard to fill or specialized service non-commissioned FTEs, so long as the resulting salary rate does not exceed the rate designated as the maximum rate for the applicable salary group. An employee is no longer eligible to receive this pay when the employee transfers to a position or locality that is not hard to fill or a specialized service.
- 33. Border Security Cost Containment Efforts.** The Department of Public Safety shall submit a report each fiscal year of the state fiscal biennium beginning September 1, 2023, detailing the effectiveness of various cost containment measures the department has implemented, and proposing additional measures to reduce the department's operating costs with respect to the department's border security operations. Not later than October 15 of each fiscal year, the department shall submit the report to the Chair of the House Appropriations Committee, Chair of the Senate Finance Committee, Speaker of the House, Lieutenant Governor, and the Governor, in the form those offices require. Cost containment measures the department must consider include:
- a. eliminating duplicate functions within the department;
 - b. having the department perform functions that are being performed by a private contractor; and
 - c. using technology to simplify department functions.
- 34. Transfer Prohibition - Goal B, Secure the Texas Border.** Notwithstanding Article IX, Section 14.01 of this Act, the Department of Public Safety shall not transfer funds out of Goal B, Secure the Texas Border, for any purpose other than border security with the following exception: funding for overtime pay sufficient to increase the work week for all of the agency's troopers to an average of 50 hours per week. Any other expenditure of these funds on a purpose other than border security are subject to the prior approval of the Legislative Budget Board. Any funds appropriated for border security not expended for the purpose of border security shall lapse to the treasury.
- 35. Transfer Prohibition - Goal D, Driver License Services.** Notwithstanding Article IX, Section 14.01 or other provision of this Act, the Department of Public Safety may not transfer funds out of Goal D, Driver License Services, without the written approval of the Legislative Budget Board.
- 36. Crime Laboratory Cost Containment.** The Department of Public Safety shall use the funds appropriated above in Strategy C.1.1, Crime Laboratory Services, to implement ongoing improvements in productivity and develop cost containment measures. Cost containment measures the Department must consider include:
- (1) maintaining communication with agencies requesting forensic evidence testing on the status of cases before forensic testing occurs; and
 - (2) stopping work on a forensic test in accordance with applicable accreditation standards for instances in which DPS has begun forensic testing that is determined to be unnecessary.
- 37. Crime Laboratory Services.**
- (a) Notwithstanding Article IX, Section 14.01 or other provisions of the Act, the Department of Public Safety (DPS) shall not transfer funds out of Strategy C.1.1, Crime Laboratory Services, without the written approval of the Legislative Budget Board.
 - (b) Using the funds appropriated above in Strategy C.1.1, Crime Laboratory Services, DPS shall improve crime laboratory capacity and prioritize the testing of backlogged Sexual Assault Kits.
 - (c) Out of Strategy C.1.1, Crime Laboratory Services, \$900,000 in each fiscal year of the biennium shall be allocated for an interagency contract with the Forensic Science Department at Sam Houston State University for assistance with training, research, and other services.

DEPARTMENT OF PUBLIC SAFETY
(Continued)

- 38. Office of the Inspector General.** From funds appropriated above, the Department of Public Safety (DPS) shall not transfer appropriations from Strategy E.1.6, Office of the Inspector General (OIG), without prior written approval of the Governor and the Legislative Budget Board. DPS shall not reduce the number of full-time equivalent positions (FTEs) allocated to the OIG (26.0 FTEs) without prior written approval from the Governor and the Legislative Budget Board.

DPS shall provide indirect support and administrative resources as necessary to enable OIG to fulfill statutory responsibilities, and the manner in which they are provided shall not infringe on the independence of the OIG.

Budget requests or other requests related to the General Appropriations Act provisions shall be submitted by DPS in a manner that maintains the independence of the OIG.

- 39. Texas Transnational Intelligence Center.** Included in the amounts appropriated above in Strategy B.1.2, Routine Operations, is \$250,000 and 4.0 full-time equivalent positions (FTEs) in fiscal year 2024 and \$250,000 and 4.0 FTEs in fiscal year 2025 in General Revenue Funds for the Texas Transnational Intelligence Center. Any unexpended balances remaining on August 31, 2024 are appropriated for the same purpose for the fiscal year beginning September 1, 2024. This appropriation shall be considered border security funding.
- 40. Compassionate Use Program.** Included in the amounts appropriated above in Strategy C.2.1, Regulatory Services, the Department of Public Safety (DPS) is appropriated all fees and other miscellaneous revenue generated by the Compassionate Use Program, pursuant to Health and Safety Code Chapter 487. DPS shall use the generated revenue for the administration of the Compassionate Use Program. The agency shall submit an annual report to the Legislative Budget Board no later than December 15 of each fiscal year detailing all fees collected under the Compassionate Use Program and the use of those fees in the direct administration of the Compassionate Use Program.
- 41. Recruit Schools.** Included in the amounts appropriated above in Strategy E.1.4, Training Academy and Development, the Department of Public Safety is appropriated \$20,759,153 in fiscal year 2024 and \$11,228,120 in fiscal year 2025 in General Revenue Funds to conduct a minimum of six recruit school classes with an estimated graduation rate of 92 new troopers per class.
- 42. Contingency Personnel, DNA Analyses.** Contingent on the receipt of federal funds or interagency contracts for DNA analyses or DNA backlog elimination purposes in an amount sufficient to cover the costs related to the additional personnel authorized by this rider, the Department of Public Safety is authorized 14.0 full-time equivalent positions. These additional full-time equivalent positions are included in the "Number of Full-Time Equivalents (FTE)" figure indicated above.
- 43. Human Trafficking Prevention and Enforcement.** Included in the amounts appropriated above to the Department of Public Safety (DPS) is \$16,797,013 in fiscal year 2024 and \$11,053,121 in fiscal year 2025 in General Revenue Funds and \$4,950,011 each fiscal year in General Revenue-Dedicated Sexual Assault Account No. 5010, appropriated by the Eighty-sixth Legislature, Regular Session, 2019, to address human trafficking and anti-gang activities.
- 44. Essential Supplies for Agency Staff Engaged in Disaster Response.** Out of the funds appropriated above, and pursuant to Government Code Section 411.0132, the Department of Public Safety (DPS) may expend funds to purchase food and beverages for use by DPS staff engaged in training activities approved by the Director of DPS. DPS is also authorized to purchase food and beverages as required for use by DPS staff engaged in an emergency situation, incident, or disaster response activity. DPS shall notify the Legislative Budget Board and the Governor of all food and water purchases within 45 days of the date of such purchases.
- 45. Statewide Safe Gun Storage Campaign.** Included in amounts appropriated above in Strategy E.1.1, Headquarters Administration, is \$500,000 in fiscal year 2024 and \$500,000 in fiscal year 2025 in General Revenue Funds for the continuation and promotion of the statewide safe gun storage campaign.

DEPARTMENT OF PUBLIC SAFETY
(Continued)

The public awareness campaign may include online materials, printed materials, public service announcements, or other advertising media. The public awareness campaign may not convey a message that is unlawful under state law to keep or store a firearm that is loaded or that is readily accessible for self-defense.

46. **Training Academy Recruitment Payment.** Included in amounts appropriated above to the Department of Public Safety in Strategy E.1.4, Training Academy and Development, is \$1,500,000 each fiscal year in General Revenue to provide academy graduates a one-time recruitment payment not to exceed \$5,000 pursuant to Government Code, Section 659.262.
47. **Youth Foster Driver License Program.** Included in amounts above in Strategy E.1.1, Headquarters Administration, is \$280,453 each fiscal year in General Revenue-Dedicated Account No. 5177, Identification Fee Exemption Fund, for the Department of Public Safety to transfer to the Texas Workforce Commission to support the Youth Foster Driver License Program.
48. **Maritime Security and Intelligence.** From funds appropriated above in Strategy A.1.1, Intelligence, the Department of Public Safety shall allocate \$220,000 in General Revenue in each fiscal year of the 2024-25 biennium to be used to employ two maritime sector analysts devoted exclusively to crime and security analysis of maritime critical infrastructure.
49. **Estimated Appropriation for Account No. 5185, DNA Testing.** For the 2024-25 biennium, the Department of Public Safety is appropriated all additional revenue from General Revenue-Dedicated Account No. 5185, DNA Testing, that is collected in excess of the amount reported in the Comptroller's Biennial Revenue Estimate for the 2024-25 biennium, for the purposes of collecting and analyzing DNA samples provided by defendants.
50. **San Antonio Regional Headquarters Facility Evaluation.** The Department of Public Safety shall conduct an evaluation to identify a suitable replacement site for the San Antonio Regional Headquarters facility and provide to the Legislature, no later than September 1, 2024, a cost estimate.
51. **Driver License Services Efficiency Study.** Out of amounts appropriated above in Strategy D.1.1, Driver License Services, the Department of Public Safety (DPS) shall conduct a study that examines the deficiencies of the Driver License Services Division and makes recommendations on how to advance the effectiveness of the division including improving customer service, reducing wait times through use of information technology to modernize customer facing services, and methods to incentivize online transactions. DPS shall submit a report containing the results of the study and recommendations to the Legislature no later than August 31, 2024.
52. **Organized Retail Theft Prevention Unit.** Out of amounts appropriated above in Strategy A.2.1, Criminal Investigations, is \$1,459,110 in fiscal year 2024 and \$1,073,513 in fiscal year 2025 in General Revenue Funds and 7.0 FTEs each fiscal year for the Department of Public Safety (DPS) to create an Organized Retail Theft Prevention Unit to target and pursue criminal organizations that profit from retail theft. DPS shall provide a report to the Legislature no later than December 1 of each fiscal year on the activities of the unit including the number of investigations conducted, number of apprehensions, establishments advised, and geographical data.
53. **Unexpended Balances: League City Mega Center Driver License Office.** In addition to amounts appropriated above in Strategy D.1.1, Driver License Services, are unexpended and unobligated balances related to Rider 48, League City Mega Center Driver License Office, in Senate Bill 1, Eighty-seventh Legislature, Regular Session, 2021. These funds are to be used for the construction of a driver license office in League City.

Any unexpended balances in appropriation remaining as of August 31, 2023 (estimated to be \$0), are appropriated for the same purpose for the fiscal year beginning September 1, 2023.

54. **Special Threat Training Facility.** Included in amounts appropriated above in Strategy E.1.4, Training Academy and Development, is \$23,745,000 in General Revenue Funds in fiscal year

DEPARTMENT OF PUBLIC SAFETY
(Continued)

2024 for ongoing use and operation of the Special Threat Training Facility in Montgomery County. The Department of Public Safety shall provide guidance and oversight of facility operations.

55. Facilities Expansion and Improvement.¹

- (a) Included in the amounts appropriated above, the Department of Public Safety is appropriated \$10,000,000 in Strategy E.1.5, Infrastructure Operations, in General Revenue Funds in fiscal year 2024 for the purpose of planning and preparing the construction of a new Region 4 headquarters facility in El Paso, including the procurement of professional services and site preparation.
- (b) Included in the amounts appropriated above, the Department of Public Safety is appropriated \$381,499,500 in Strategy E.1.5, Infrastructure Operations, in General Revenue Funds in fiscal year 2024 to plan, prepare, and manage the improvement and expansion of the Williamson County Training Academy facility.
- (c) Included in the agency's capital budget authority above is \$391,499,500 for fiscal year 2024.

56. Contingency for House Bill 1846.² Included in the amounts appropriated above is \$2,500,000 in fiscal year 2024 and \$2,500,000 in fiscal year 2025 in General Revenue and 10.0 FTEs in each fiscal year in Strategy D.1.1, Driver License Services, contingent on enactment of House Bill 1846, or similar legislation relating to the skills test required for a commercial driver's license for certain commercial learner's permit holders, by the Eighty-eighth Legislature, Regular Session.

57. Contingency for House Bill 3956.³ Included in the amounts appropriated above is \$6,546,259 in fiscal year 2024 and \$6,297,334 in fiscal year 2025 in General Revenue and 15.0 FTEs in Strategy C.1.1, Crime Laboratory Services, contingent on enactment of House Bill 3956, or similar legislation relating to the creation of DNA records for a person arrested for felony offense and the expunction of DNA records in certain circumstances, by the Eighty-eighth Legislature, Regular Session.

58. Contingency for Senate Bill 1518.⁴ Out of funds appropriated above, the Department of Public Safety shall implement the provisions of the legislation relating to the establishment of a terrorist offender registry and to the supervision of those terrorist offenders, due to the enactment of SB 1518.

¹ Incorporates Article IX, Section 17.24, of this Act, relating to facilities expansion and improvement, resulting in an increase of \$391,499,500 out of General Revenue in fiscal year 2024. The Capital Budget is adjusted accordingly.

² Incorporates Article IX, Section 18.19, of this Act, due to the enactment of HB 1846, 88th Legislature, Regular Session, relating to the skills test required for a commercial driver's license for certain commercial learner's permit holders, resulting in increases of \$2,500,000 out of General Revenue each fiscal year and 10.0 FTEs in each fiscal year.

³ Incorporates Article IX, Section 18.31, of this Act, due to the enactment of HB 3956, 88th Legislature, Regular Session, relating to the creation of DNA records for a person arrested for felony offense and the expunction of DNA records in certain circumstances, resulting in increases of \$6,546,259 in fiscal year 2024 and \$6,297,334 in fiscal year 2025 out of General Revenue and 15.0 FTEs in each fiscal year.

⁴ Incorporates Article IX, Section 18.62, of this Act, due to the enactment of SB 1518, 88th Legislature, Regular Session, relating to the establishment of a terrorist offender registry and to the supervision of those terrorist offenders.

⁵ Incorporates the enactment of SB 3, 88th Legislature, Fourth Called Session, relating to appropriations to provide funding for the construction, operation, and maintenance of border barrier infrastructure and border security operations, resulting in an increase of interagency contracts of \$40,000,000 in fiscal year 2024 for border security operations, including overtime expenses and costs due to certain increased law enforcement presence, to be transferred from the Office of the Governor Trusteed Programs.

RETIREMENT AND GROUP INSURANCE

	For the Years Ending	
	August 31, 2024	August 31, 2025
Method of Financing:		
General Revenue Fund ^{1, 2, 3}	\$ 1,201,789,307	\$ 843,378,924
General Revenue Dedicated Accounts	\$ 3,078,420	\$ 3,195,767
Federal Funds ¹	<u>\$ 661,077,763</u>	<u>\$ 281,145,627</u>
Total, Method of Financing	<u>\$ 1,865,945,490</u>	<u>\$ 1,127,720,318</u>
Items of Appropriation:		
A. Goal: EMPLOYEES RETIREMENT SYSTEM		
A.1.1. Strategy: RETIREMENT CONTRIBUTIONS^{1, 3} Retirement Contributions. Estimated.	\$ 259,452,889	\$ 275,052,100
A.1.2. Strategy: GROUP INSURANCE^{1, 3} Group Insurance Contributions. Estimated.	671,517,369	687,801,170
A.1.3. Strategy: PUBLIC SAFETY BENEFITS² Public Safety Benefits. Estimated.	54,230,259	54,350,832
A.1.4. Strategy: LECOS RETIREMENT PROGRAM LECOS Retirement Program Contributions. Estimated.	808,486,757	38,258,000
A.1.5. Strategy: PROBATION HEALTH INSURANCE Insurance Contributions for Local CSCD Employees. Estimated.	<u>72,258,216</u>	<u>72,258,216</u>
Total, Goal A: EMPLOYEES RETIREMENT SYSTEM	<u>\$ 1,865,945,490</u>	<u>\$ 1,127,720,318</u>
Grand Total, RETIREMENT AND GROUP INSURANCE	<u>\$ 1,865,945,490</u>	<u>\$ 1,127,720,318</u>

¹ Incorporates Article IX, Section 18.01, American Rescue Plan Act Appropriations, of this Act, resulting in decreases of \$654,422,584 in FY 2024 and \$274,350,201 in FY 2025 out of General Revenue and increases of \$654,422,584 in FY 2024 and \$274,350,201 in FY 2025 out of Federal Funds, affecting retirement and group insurance.

² Incorporates Article IX, Section 18.07, of this Act, due to enactment of HB 90, 88th Legislature, Regular Session, relating to benefits for certain members of the Texas military forces and survivors of members of the Texas military forces, resulting in increases of \$2,364,159 in FY 2024 and \$2,484,732 in FY 2025 out of General Revenue, affecting public safety benefits.

³ Incorporates Article IX, Section 18.60, of this Act, due to enactment of SB 1445, 88th Legislature, Regular Session, relating to the continuation and functions of the Texas Commission on Law Enforcement, resulting in increases of \$316,856 in FY 2024 and \$333,442 in FY 2025 out of General Revenue, affecting retirement and group insurance.

SOCIAL SECURITY AND BENEFIT REPLACEMENT PAY

	For the Years Ending	
	August 31, 2024	August 31, 2025
Method of Financing:		
General Revenue Fund ^{1, 2}	\$ 51,131,370	\$ 157,921,201
General Revenue Dedicated Accounts	\$ 532,904	\$ 561,215
Federal Funds ¹	<u>\$ 224,305,239</u>	<u>\$ 132,268,943</u>
Total, Method of Financing	<u>\$ 275,969,513</u>	<u>\$ 290,751,359</u>
Items of Appropriation:		
A. Goal: SOCIAL SECURITY/BENEFIT REPLACEMENT Comptroller - Social Security.		
A.1.1. Strategy: STATE MATCH – EMPLOYER^{1, 2} State Match -- Employer. Estimated.	\$ 275,272,595	\$ 290,194,521

SOCIAL SECURITY AND BENEFIT REPLACEMENT PAY
(Continued)

A.1.2. Strategy: BENEFIT REPLACEMENT PAY ¹ Benefit Replacement Pay. Estimated.	<u>696,918</u>	<u>556,838</u>
Total, Goal A: SOCIAL SECURITY/BENEFIT REPLACEMENT	<u>\$ 275,969,513</u>	<u>\$ 290,751,359</u>
Grand Total, SOCIAL SECURITY AND BENEFIT REPLACEMENT PAY	<u>\$ 275,969,513</u>	<u>\$ 290,751,359</u>

¹ Incorporates Article IX, Section 18.01, American Rescue Plan Act Appropriations, of this Act, resulting in decreases of \$161,086,283 in FY 2024 and \$68,598,574 in FY 2025 out of General Revenue and increases of \$161,086,283 in FY 2024 and \$68,598,574 in FY 2025 out of Federal Funds, affecting social security and benefit replacement pay.

² Incorporates Article IX, Section 18.60, of this Act, due to enactment of SB 1445, 88th Legislature, Regular Session, relating to the continuation and functions of the Texas Commission on Law Enforcement, resulting in increases of \$106,876 in FY 2024 and \$112,470 in FY 2025 out of General Revenue, affecting social security.

BOND DEBT SERVICE PAYMENTS

	For the Years Ending	
	August 31, 2024	August 31, 2025
Method of Financing: General Revenue Fund	<u>\$ 58,500,746</u>	<u>\$ 43,670,238</u>
Total, Method of Financing	<u>\$ 58,500,746</u>	<u>\$ 43,670,238</u>
Items of Appropriation: A. Goal: FINANCE CAPITAL PROJECTS		
A.1.1. Strategy: BOND DEBT SERVICE To Texas Public Finance Authority for Pmt of Bond Debt Svc.	<u>\$ 58,500,746</u>	<u>\$ 43,670,238</u> & UB
Grand Total, BOND DEBT SERVICE PAYMENTS	<u>\$ 58,500,746</u>	<u>\$ 43,670,238</u>

LEASE PAYMENTS

	For the Years Ending	
	August 31, 2024	August 31, 2025
Method of Financing:		
Total, Method of Financing	<u>\$ 0</u>	<u>\$ 0</u>
Items of Appropriation:		
Grand Total, LEASE PAYMENTS	<u>\$ 0</u>	<u>\$ 0</u>

**RECAPITULATION - ARTICLE V
PUBLIC SAFETY AND CRIMINAL JUSTICE
(General Revenue)**

	For the Years Ending	
	August 31, 2024	August 31, 2025
Alcoholic Beverage Commission	\$ 61,373,685	\$ 58,485,649
Department of Criminal Justice	1,452,024,330	2,527,352,315
Commission on Fire Protection	2,702,658	2,361,552
Commission on Jail Standards	1,985,763	1,977,557
Juvenile Justice Department	585,171,244	401,294,572
Commission on Law Enforcement	12,450,958	12,008,265
Military Department	1,177,331,513	1,202,229,823
Department of Public Safety	2,006,569,778	1,398,763,640
Subtotal, Public Safety and Criminal Justice	\$ 5,299,609,929	\$ 5,604,473,373
Retirement and Group Insurance	1,201,789,307	843,378,924
Social Security and Benefit Replacement Pay	51,131,370	157,921,201
Subtotal, Employee Benefits	\$ 1,252,920,677	\$ 1,001,300,125
Bond Debt Service Payments	58,500,746	43,670,238
Subtotal, Debt Service	\$ 58,500,746	\$ 43,670,238
TOTAL, ARTICLE V - PUBLIC SAFETY AND CRIMINAL JUSTICE	\$ 6,611,031,352	\$ 6,649,443,736

**RECAPITULATION - ARTICLE V
PUBLIC SAFETY AND CRIMINAL JUSTICE
(General Revenue-Dedicated)**

	For the Years Ending	
	August 31, 2024	August 31, 2025
Department of Criminal Justice	\$ 49,224,633	\$ 36,199,016
Commission on Law Enforcement	2,500	3,000
Department of Public Safety	12,168,585	12,486,178
Subtotal, Public Safety and Criminal Justice	\$ 61,395,718	\$ 48,688,194
Retirement and Group Insurance	3,078,420	3,195,767
Social Security and Benefit Replacement Pay	532,904	561,215
Subtotal, Employee Benefits	\$ 3,611,324	\$ 3,756,982
TOTAL, ARTICLE V - PUBLIC SAFETY AND CRIMINAL JUSTICE	\$ 65,007,042	\$ 52,445,176

**RECAPITULATION - ARTICLE V
PUBLIC SAFETY AND CRIMINAL JUSTICE
(Federal Funds)**

	For the Years Ending	
	August 31, 2024	August 31, 2025
	<u>2024</u>	<u>2025</u>
Alcoholic Beverage Commission	\$ 400,000	\$ 400,000
Department of Criminal Justice	2,700,304,345	1,621,460,396
Juvenile Justice Department	7,838,159	7,838,159
Military Department	70,927,943	71,156,121
Department of Public Safety	<u>46,019,538</u>	<u>34,125,899</u>
Subtotal, Public Safety and Criminal Justice	\$ 2,825,489,985	\$ 1,734,980,575
Retirement and Group Insurance	661,077,763	281,145,627
Social Security and Benefit Replacement Pay	<u>224,305,239</u>	<u>132,268,943</u>
Subtotal, Employee Benefits	\$ <u>885,383,002</u>	\$ <u>413,414,570</u>
TOTAL, ARTICLE V - PUBLIC SAFETY AND CRIMINAL JUSTICE	<u>\$ 3,710,872,987</u>	<u>\$ 2,148,395,145</u>

**RECAPITULATION - ARTICLE V
PUBLIC SAFETY AND CRIMINAL JUSTICE
(Other Funds)**

	For the Years Ending	
	August 31, 2024	August 31, 2025
Alcoholic Beverage Commission	\$ 100,000	\$ 100,000
Department of Criminal Justice	68,015,328	68,015,328
Commission on Fire Protection	120,000	120,000
Commission on Jail Standards	1,425	1,425
Juvenile Justice Department	11,946,555	11,946,555
Commission on Law Enforcement	658,300	707,200
Military Department	10,537,500	9,537,500
Department of Public Safety	100,841,556	59,084,247
Subtotal, Public Safety and Criminal Justice	\$ 192,220,664	\$ 149,512,255
Less Interagency Contracts	\$ 117,966,213	\$ 76,923,872
TOTAL, ARTICLE V - PUBLIC SAFETY AND CRIMINAL JUSTICE	\$ 74,254,451	\$ 72,588,383

**RECAPITULATION - ARTICLE V
PUBLIC SAFETY AND CRIMINAL JUSTICE
(All Funds)**

	For the Years Ending	
	August 31, 2024	August 31, 2025
	<u>2024</u>	<u>2025</u>
Alcoholic Beverage Commission	\$ 61,873,685	\$ 58,985,649
Department of Criminal Justice	4,269,568,636	4,253,027,055
Commission on Fire Protection	2,822,658	2,481,552
Commission on Jail Standards	1,987,188	1,978,982
Juvenile Justice Department	604,955,958	421,079,286
Commission on Law Enforcement	13,111,758	12,718,465
Military Department	1,258,796,956	1,282,923,444
Department of Public Safety	<u>2,165,599,457</u>	<u>1,504,459,964</u>
Subtotal, Public Safety and Criminal Justice	\$ 8,378,716,296	\$ 7,537,654,397
Retirement and Group Insurance	1,865,945,490	1,127,720,318
Social Security and Benefit Replacement Pay	<u>275,969,513</u>	<u>290,751,359</u>
Subtotal, Employee Benefits	\$ 2,141,915,003	\$ 1,418,471,677
Bond Debt Service Payments	<u>58,500,746</u>	<u>43,670,238</u>
Subtotal, Debt Service	\$ 58,500,746	\$ 43,670,238
Less Interagency Contracts	<u>\$ 117,966,213</u>	<u>\$ 76,923,872</u>
TOTAL, ARTICLE V - PUBLIC SAFETY AND CRIMINAL JUSTICE	<u>\$ 10,461,165,832</u>	<u>\$ 8,922,872,440</u>
Number of Full-Time-Equivalents (FTE)	55,318.1	55,309.4

ARTICLE VI

NATURAL RESOURCES

Sec. 1. The several sums of money herein specified, or so much thereby as may be necessary, are appropriated out of any funds in the State Treasury not otherwise appropriated, or out of special funds as indicated, for the support, maintenance, or improvement of the designated natural resources agencies.

DEPARTMENT OF AGRICULTURE

	For the Years Ending	
	August 31, 2024	August 31, 2025
Method of Financing:		
<u>General Revenue Fund¹</u>		
General Revenue Fund	\$ 79,011,394	\$ 72,395,372
GR Match for Community Development Block Grants	1,811,100	1,811,100
Subtotal, General Revenue Fund	\$ 80,822,494	\$ 74,206,472
<u>General Revenue Fund - Dedicated</u>		
Permanent Fund Rural Health Facility Capital Improvement Account No. 5047	\$ 6,347,000	\$ 1,891,000
State Hemp Program Fund No. 5178	552,436	569,621
Subtotal, General Revenue Fund - Dedicated	\$ 6,899,436	\$ 2,460,621
<u>Federal Funds</u>		
Federal Funds	\$ 635,958,887	\$ 669,658,383
Texas Department of Rural Affairs Federal Fund No. 5091	68,126,855	68,170,369
Subtotal, Federal Funds	\$ 704,085,742	\$ 737,828,752
<u>Other Funds</u>		
Texas Economic Development Fund No. 0183	\$ 25,489,407	\$ 4,550,000
Pesticide Disposal Fund	883,000	400,000
Permanent Endowment Fund for Rural Communities Health Care Investment Program	687,000	126,000
Appropriated Receipts	4,680,736	4,680,737
Texas Agricultural Fund No. 683	1,186,000	1,126,000
Interagency Contracts	432,484	432,484
License Plate Trust Fund Account No. 0802, estimated	68,720	68,720
Subtotal, Other Funds	\$ 33,427,347	\$ 11,383,941
Total, Method of Financing	\$ 825,235,019	\$ 825,879,786
Other Direct and Indirect Costs Appropriated Elsewhere in this Act	\$ 4,234,927	\$ 4,207,624
This bill pattern represents an estimated 99.9% of this agency's estimated total available funds for the biennium.		
Number of Full-Time-Equivalents (FTE):	770.2	770.2
Schedule of Exempt Positions:		
Commissioner of Agriculture, Group 5	\$140,938	\$140,938
Items of Appropriation:		
A. Goal: AGRICULTURAL TRADE & RURAL AFFAIRS Agricultural Trade & Rural Community Development and Rural Health.		
A.1.1. Strategy: TRADE & ECONOMIC DEVELOPMENT ¹ Maintain Trade and Identify and Develop Economic Opportunities.	\$ 36,519,606	\$ 13,647,452
A.1.2. Strategy: PROMOTE TEXAS AGRICULTURE	317,199	329,699

DEPARTMENT OF AGRICULTURE
(Continued)

A.2.1. Strategy: RURAL COMMUNITY AND ECO DEVELOPMENT	69,550,657	69,550,657
Provide Grants for Community and Economic Development in Rural Areas.		
A.2.2. Strategy: RURAL HEALTH	11,733,869	6,716,869
Total, Goal A: AGRICULTURAL TRADE & RURAL AFFAIRS	\$ 118,121,331	\$ 90,244,677
B. Goal: PROTECT TX AG PRODUCERS & CONSUMERS		
Protect Texas Agricultural Producers and Consumers.		
B.1.1. Strategy: PLANT HEALTH AND SEED QUALITY	\$ 9,574,941	\$ 8,374,496
Verify Health & Quality of Plants/Seeds Grown/Sold/Transported in Texas.		
B.1.2. Strategy: COMMODITY REGULATION & PRODUCTN	900,558	900,558
Agricultural Commodity Regulation and Production.		
B.2.1. Strategy: REGULATE PESTICIDE USE	14,216,240	13,733,241
B.2.2. Strategy: STRUCTURAL PEST CONTROL	2,562,041	2,488,245
B.3.1. Strategy: WEIGHTS/MEASURES DEVICE ACCURACY	4,583,099	4,583,099
Inspect Weighing and Measuring Devices for Customer Protection.		
Total, Goal B: PROTECT TX AG PRODUCERS & CONSUMERS	\$ 31,836,879	\$ 30,079,639
C. Goal: FOOD AND NUTRITION		
Provide Funding and Assistance for Food and Nutrition Programs.		
C.1.1. Strategy: NUTRITION PROGRAMS (FEDERAL)	\$ 625,656,830	\$ 660,710,030
Support Federally Funded Nutrition Programs in Schools and Communities.		
C.1.2. Strategy: NUTRITION ASSISTANCE (STATE) ¹	28,314,064	28,314,064
Nutrition Assistance for At-Risk Children and Adults (State).		
Total, Goal C: FOOD AND NUTRITION	\$ 653,970,894	\$ 689,024,094
D. Goal: INDIRECT ADMINISTRATION		
D.1.1. Strategy: CENTRAL ADMINISTRATION	\$ 5,901,474	\$ 5,901,474
D.1.2. Strategy: INFORMATION RESOURCES	11,271,078	4,244,450
D.1.3. Strategy: OTHER SUPPORT SERVICES	1,942,605	1,942,605
Total, Goal D: INDIRECT ADMINISTRATION	\$ 19,115,157	\$ 12,088,529
E. Goal: SALARY ADJUSTMENTS		
E.1.1. Strategy: SALARY ADJUSTMENTS	\$ 2,190,758	\$ 4,442,847
Grand Total, DEPARTMENT OF AGRICULTURE	\$ 825,235,019	\$ 825,879,786
Object-of-Expense Informational Listing:		
Salaries and Wages	\$ 50,083,692	\$ 52,051,822
Other Personnel Costs	1,294,169	1,294,169
Professional Fees and Services	6,327,417	5,339,917
Fuels and Lubricants	495,962	495,962
Consumable Supplies	409,949	409,949
Utilities	647,190	647,190
Travel	2,127,832	2,127,832
Rent - Building	1,280,760	1,280,760
Rent - Machine and Other	366,395	366,395
Other Operating Expense	11,523,827	10,741,173
Client Services	550,051,473	566,994,841
Grants	193,362,772	183,578,451
Capital Expenditures	7,263,581	551,325
Total, Object-of-Expense Informational Listing	\$ 825,235,019	\$ 825,879,786
Estimated Allocations for Employee Benefits and Debt Service Appropriations Made Elsewhere in this Act:		
<u>Employee Benefits</u>		
Retirement	\$ 3,833,757	\$ 4,072,280

DEPARTMENT OF AGRICULTURE
(Continued)

Group Insurance	10,423,091	10,705,033
Social Security	3,106,707	3,298,933
Benefits Replacement	16,327	13,045
Subtotal, Employee Benefits	\$ 17,379,882	\$ 18,089,291
<u>Debt Service</u>		
TPFA GO Bond Debt Service	\$ 7,140,292	\$ 10,107,974
Total, Estimated Allocations for Employee Benefits and Debt Service Appropriations Made Elsewhere in this Act	\$ 24,520,174	\$ 28,197,265

1. Performance Measure Targets. The following is a listing of the key performance target levels for the Department of Agriculture. It is the intent of the Legislature that appropriations made by this Act be utilized in the most efficient and effective manner possible to achieve the intended mission of the Department of Agriculture. In order to achieve the objectives and service standards established by this Act, the Department of Agriculture shall make every effort to attain the following designated key performance target levels associated with each item of appropriation.

	2024	2025
A. Goal: AGRICULTURAL TRADE & RURAL AFFAIRS		
Outcome (Results/Impact):		
Percent Increase in the Number of Business Assists		
Facilitated	3%	2%
Percent of Rural Communities Assisted	30%	30%
Percent of Small Communities Newly Benefiting from Public Facility, Economic Development, Housing Assistance and Planning Projects	15	15
A.1.1. Strategy: TRADE & ECONOMIC DEVELOPMENT		
Output (Volume):		
Number of Rural Community Assists	700	700
Rural Development Activities and Events in Which TDA Participated	475	500
Number of Pounds of Fruits, Vegetables, Peanuts and Nuts Inspected (in Billions)	6.33	6.54
A.1.2. Strategy: PROMOTE TEXAS AGRICULTURE		
Output (Volume):		
Number of Entities Enrolled in TDA Marketing Programs	2,250	2,250
Number of Businesses Assisted	3,569	3,640
A.2.1. Strategy: RURAL COMMUNITY AND ECO DEVELOPMENT		
Output (Volume):		
Number of New Community/Economic Development Contracts Awarded	200	200
Number of Projected Beneficiaries from New Community/Economic Development Contracts Awarded	375,000	375,000
Number of Programmatic Monitoring Activities Performed	225	225
A.2.2. Strategy: RURAL HEALTH		
Output (Volume):		
Number of Low Interest Loans and Grants Awarded to Rural Hospitals	25	25
B. Goal: PROTECT TX AG PRODUCERS & CONSUMERS		
Outcome (Results/Impact):		
Percent of Seed Samples Found to Be in Full Compliance with State and Federal Standards	97%	97%
Percent of Ag Pesticide Inspections in Compliance with Pesticide Laws and Regulations	92%	92%
Percent of Complaints Resolved within Six Months	75%	75%
Percent of Independent School Districts Inspected Found to Be in Compliance	55%	55%
Percent of Total Weights and Measures Device Routine Inspections Found in Full Compliance with State and Federal Standards	94%	94%
B.1.1. Strategy: PLANT HEALTH AND SEED QUALITY		
Output (Volume):		
Number of Official Seed Inspection Samples Drawn & Submitted for Analysis	4,500	4,500
Number of Nursery and Floral Establishment Inspections Conducted	8,000	8,000
Number of Hours Spent at Inspections of Plant Shipments and Regulated Articles	1,820	1,820

DEPARTMENT OF AGRICULTURE
(Continued)

B.1.2. Strategy: COMMODITY REGULATION & PRODUCTN

Output (Volume):

Number of Egg Packer, Dealer, Wholesaler, and Retailer Inspections Conducted	2,200	2,200
Number of Grain Warehouse Inspections, Re-inspections, and Audits Conducted	185	185

B.2.1. Strategy: REGULATE PESTICIDE USE

Output (Volume):

Number of Agricultural Pesticide Complaint Investigations Conducted	225	225
Number of Inspections to Verify Compliance for Organic or Other Crop Production Certification Programs	235	235

B.2.2. Strategy: STRUCTURAL PEST CONTROL

Output (Volume):

Number of New Individual and Business Licenses Issued	8,000	8,000
Number of Licenses Renewed (Individuals and Businesses)	27,500	27,500
Number of Complaints Resolved	105	105
Number of Structural Business License Inspections Conducted	1,065	1,065
Number of School Inspections Performed	225	225

Efficiencies:

Average Licensing Cost Per Individual and Business License Issued	9	9
---	---	---

B.3.1. Strategy: WEIGHTS/MEASURES DEVICE ACCURACY

Output (Volume):

Number of Weights and Measures Device Inspections Conducted	40,000	40,000
Number of Weights and Measures Random-Standard Package and Price Verification Inspections Conducted	2,500	2,500

C. Goal: FOOD AND NUTRITION

Outcome (Results/Impact):

Percent of School Districts with No Compliance Review Fiscal Action	95%	95%
Average Daily Number of Children and Adults Served Meals through Child and Adult Food Care Program	770,000	775,000

C.1.1. Strategy: NUTRITION PROGRAMS (FEDERAL)

Output (Volume):

Number of School Staff Trained on School Nutrition Program (SNP) Regulations and Policies	35,000	35,000
---	--------	--------

2. Capital Budget. None of the funds appropriated above may be expended for capital budget items except as listed below. The amounts shown below shall be expended only for the purposes shown and are not identified for expenditure for other purposes. Amounts appropriated above and identified in this provision as appropriations either for "Lease Payments to the Master Lease Purchase Program" or for items with an "(MLPP)" notation shall be expended only for the purpose of making lease-purchase payments to the Texas Public Finance Authority pursuant to the provisions of Government Code Section 1232.103.

	<u>2024</u>	<u>2025</u>
a. Acquisition of Information Resource Technologies		
(1) Computer Equipment & Software	\$ 382,500	\$ 380,000
(2) Consolidation and Modernization of Legacy System	1,026,628	0
(3) New Licensing System	<u>6,000,000</u>	<u>0</u>
Total, Acquisition of Information Resource Technologies	\$ 7,409,128	\$ 380,000
b. Transportation Items		
(1) Mobile Inspection Vehicles	\$ 625,000	\$ 0
c. Other Lease Payments to the Master Lease Purchase Program (MLPP)		
(1) Lease Payments - Weight Truck	\$ 19,118	\$ 19,028
(2) Lease Payments - LC/T Mass Spectrometer	<u>21,051</u>	<u>20,889</u>
Total, Other Lease Payments to the Master Lease Purchase Program (MLPP)	\$ 40,169	\$ 39,917

DEPARTMENT OF AGRICULTURE
(Continued)

d. Data Center/Shared Technology Services		
(1) Data Center Consolidation	\$ 35,309	\$ 35,312
(2) Data Center Services	<u>1,109,803</u>	<u>1,109,803</u>
 Total, Data Center/Shared Technology Services	 \$ <u>1,145,112</u>	 \$ <u>1,145,115</u>
 Total, Capital Budget	 \$ <u>9,219,409</u>	 \$ <u>1,565,032</u>
 Method of Financing (Capital Budget):		
<u>General Revenue Fund</u>		
General Revenue Fund	\$ 9,042,922	\$ 1,384,522
GR Match for Community Development Block Grants	<u>16,598</u>	<u>16,073</u>
 Subtotal, General Revenue Fund	 \$ 9,059,520	 \$ 1,400,595
 GR Dedicated - State Hemp Program Fund No. 5178	 \$ 5,858	 \$ 5,673
<u>Federal Funds</u>		
Federal Funds	\$ 131,575	\$ 137,019
Texas Department of Rural Affairs Federal Fund No. 5091	<u>10,740</u>	<u>10,400</u>
 Subtotal, Federal Funds	 \$ 142,315	 \$ 147,419
 Appropriated Receipts	 \$ <u>11,716</u>	 \$ <u>11,345</u>
 Total, Method of Financing	 \$ <u>9,219,409</u>	 \$ <u>1,565,032</u>

3. Land Donations. In connection with the performance of its various responsibilities and programs the Department of Agriculture is authorized to use funds appropriated by this Act to lease and/or accept the donation of land or the use of land from: (1) governmental agencies; (2) private firms; (3) corporations; (4) individuals; (5) or other persons.

4. Transfer Authority. Notwithstanding provisions relating to appropriation transfers contained in Article IX, Sec. 14.01, Appropriation Transfers, of this Act, the Department of Agriculture (TDA) may not transfer amounts identified for cost recovery programs in Rider 20, Appropriations Limited to Revenue Collections: Cost Recovery Programs, between strategies nor may TDA transfer appropriations from non-related programs into cost recovery programs.

5. Texas Agricultural Fund. In addition to the appropriation made in Article III, Section 49-i of the Texas Constitution, the proceeds of bonds issued under the authority of Article III, Section 49-f and in accordance with subsection 49-f(g) are appropriated to the Texas Agricultural Finance Authority for the purposes authorized by subsection 49-f(g). In addition to amounts appropriated above, the Texas Agricultural Finance Authority is appropriated out of the Texas Agricultural Fund No. 683 each fiscal year, all necessary amounts required to pay principal and interest on bonds issued pursuant to Article III, Section 49-i and Article III, Section 49-f of the Texas Constitution, to pay costs of administering such bonds, to cover any defaults on loans referenced under Chapter 58, Subchapters C and E, Texas Agriculture Code, and to make payments for the purpose of providing reduced interest rates on loans guaranteed to borrowers as authorized by Section 58.052(e), Texas Agriculture Code.

6. Master Lease Purchase Program (MLPP) Payments. Amounts appropriated above to the Department of Agriculture from the General Revenue Fund in strategies identified below include the following estimated amounts required each fiscal year to make lease payments to the Texas Public Finance Authority for the revenue bonds issued to finance the following:

	For the Years Ending	
	August 31,	August 31,
	<u>2024</u>	<u>2025</u>
(a) B.3.1, Weights & Measure Device Accuracy		
(1) Weight Truck Purchase	\$ 19,118	\$ 19,028

DEPARTMENT OF AGRICULTURE
(Continued)

(b) B.2.1, Regulate Pesticide Use		
(1) Liquid Chromatograph/Tandem Mass Spectrometer	\$ 21,051	\$ 20,889
Total, Estimated MLPP Payments	\$ 40,169	\$ 39,917

The Department of Agriculture shall set fees for the Weights, Measures, and Metrology and Pesticide programs necessary to recover an amount equal to the amount of the appropriations made above for lease payments, and maintain the fee rate in such an amount during the term of any revenue obligations authorized herein.

7. Yardage Fees. Amounts appropriated above each fiscal year include an amount not to exceed \$159,513 in General Revenue in Strategy A.1.1, Economic Development, from yardage fee revenue collected by the Texas Department of Agriculture for maintenance and operating expenses for livestock export pens pursuant to Agriculture Code Section 146.021.

8. Food and Nutrition Programs.² Amounts appropriated above to the Texas Department of Agriculture for the 2024-25 biennium include \$1,285,817,654 out of Federal Funds and \$549,206 out of the General Revenue Fund in Strategy C.1.1, Nutrition Programs (Federal), to administer the Food and Nutrition Programs and to make payments to providers participating in the Fresh Fruit and Vegetable Program, the Child and Adult Care Food Program 1.5 percent Audit, the Summer Food Service Program, the Emergency Food Assistance Program, Farmers Market Nutritional Program, Seniors Farmers Market Nutritional Program, the Child and Adult Care Food Program, the Commodity Distribution Programs, and private and nonprofit institutions participating in the Special Milk Program, National School Lunch Program, and the School Breakfast Program.

The Child Nutrition Program (CNP) is administered by the Texas Department of Agriculture pursuant to a waiver from the United States Department of Agriculture (USDA). Payments to independent school districts for the CNP are funded in the Texas Education Agency's budget. Amounts appropriated elsewhere in this Act to the Texas Education Agency for the 2024-25 biennium include \$4,954,629,696 out of Federal Funds and \$27,247,874 out of the General Revenue Fund to provide reimbursement for the National School Lunch Program, the After School Care Program, the Seamless Summer Option, and the School Breakfast Program.

9. Texas Shrimp Marketing Assistance Program. Amounts appropriated above out of Interagency Contracts total an estimated \$156,867 each fiscal year, which includes \$143,100 in Strategy A.1.1, Economic Development, \$7,294 in Strategy D.1.1, Central Administration, \$3,969 in Strategy D.1.2, Information Resources, and \$2,504 in Strategy D.1.3, Other Support Services, from fee revenue transferred from the Texas Parks and Wildlife Department pursuant to Parks and Wildlife Code Section 77.002(c) for the purpose of administering the Texas Shrimp Marketing Program.

10. Texans Feeding Texans. Amounts appropriated above out of the General Revenue Fund in Strategy C.1.2, Nutrition Assistance for at-Risk Children and Adults, includes the following:

- (a) \$10,081,480 each fiscal year to fund the Texans Feeding Texans (Surplus Agricultural Product Grant Program) to offset the costs of harvesting, gleaning and transporting agricultural products to Texas food banks.
- (b) \$9,932,584 each fiscal year to fund the Texans Feeding Texans (Home Delivered Meals Grant Program) to defray the costs of providing home-delivered meals to homebound elderly and disabled Texans. The Department of Agriculture may award grants to organizations providing this service that have also received matching funds from the county where meals are served.
- (c) Out of the amounts identified in subsection (a) above for the Surplus Agricultural Grant Program, no less than \$5,000,000 each fiscal year shall be used to provide food and may not be used for costs including facility expansion or renovation, increasing capacity, transportation, equipment, technology, personnel, administration, indirect administration, or to purchase generators.

11. Hostable Cotton Fee. In addition to the amounts appropriated above, any fees collected in accordance Section 74.0032, Texas Agriculture Code, in excess of amounts for the applicable object code contained in the Comptroller of Public Accounts' Biennial Revenue Estimate in each

DEPARTMENT OF AGRICULTURE

(Continued)

fiscal year are appropriated from the General Revenue Fund to Strategy B.2.1, Regulate Agricultural Pesticide Use for the purpose of cotton stalk destruction regulatory activities.

- 12. Administrative Allocation: Councils of Governments.** From the federal administrative monies made available to the Department of Agriculture under the Community Development Block Grant Program, an amount up to 19 percent of such monies shall be allocated for the councils of government, based upon agreements between the Department of Agriculture and each council of government, for technical assistance services that comply with the rules, policies, and standards established by the U.S. Department of Housing and Urban Development.

13. Estimated Appropriation and Unexpended Balance.

- (a) The estimated amounts appropriated above out of the Permanent Endowment Fund for Rural Communities Healthcare Investment Program, are out of the amounts available for distribution or investment returns of the funds. Amounts available for distribution or investment returns in excess of the amounts estimated above are also appropriated to the Department of Agriculture. In the event that amounts available for distribution or investment returns are less than the amounts estimated above, this Act may not be construed as appropriating funds to make up the difference. Any unexpended appropriations made above as of August 31, 2024, are appropriated for the same purposes for fiscal year 2025.
- (b) The estimated amounts appropriated above out of the Permanent Fund for Rural Health Facility Capital Improvement are out of the available earnings of the fund. Available earnings in excess of the amounts estimated above are appropriated to the Department of Agriculture. In the event that amounts available for distribution or investment returns are less than the amounts estimated above, this Act may not be construed as appropriating funds to make up the difference. Any unexpended appropriations made above as of August 31, 2024, are appropriated for the same purposes for fiscal year 2025.
- (c) Any unobligated and unexpended remaining as of August 31, 2023, made to the Department of Agriculture from the Permanent Endowment Fund for Rural Communities Healthcare Investment Program and the Permanent Fund for Rural Health Facility Capital Improvement are appropriated for the same purposes in the same strategies for the fiscal year beginning September 1, 2023.

14. Limitation on Use of Funds.

- (a) State agencies that are appropriated funds from the receipts collected pursuant to the Comprehensive Tobacco Settlement Agreement and Release, including distributions from funds, shall submit a budget by November 1 of each year of the biennium to the Legislative Budget Board and the Governor. This budget shall describe the purposes and amounts for which such funds will be expended by the state agency. No funds described in this budget may be expended by the state agency or institution of higher education until the Legislative Budget Board and the Governor receive the budget.
- (b) Authorized managers of permanent funds and endowments whose earnings are appropriated to the Department of Agriculture shall provide a copy of year end financial reports to the Legislative Budget Board and the Governor by November 1 of each year of the biennium. These reports should include, at a minimum, an income statement and balance sheet for each fund, and a summary of the investment return of the fund during the preceding fiscal year.

- 15. Colonia Set-Aside Program Allocation.** The Department of Agriculture (TDA) shall continue the Community Development Block Grant (CDBG) Colonia Set-Aside Program by allocating not less than 10 percent of the yearly allocation of CDBG funds for eligible activities to assist in providing for the housing, planning, and infrastructure needs in colonias. From this 10 percent yearly allocation, 34 percent of the Colonia Set-Aside Allocation shall be reserved to provide financial assistance to units of general local government located in economically distressed areas as defined by Water Code Section 17.921 to pay for residential service lines, hookups, and plumbing improvements associated with being connected to a water supply or sewer service system, any part of which is financed under the economically distressed areas program established under Subchapter J, Chapter 16, Water Code and Subchapter K, Chapter 17, Water Code or similar federal or state funding.

DEPARTMENT OF AGRICULTURE

(Continued)

In addition, TDA shall allocate 2.5 percent of the CDBG monies to support the operation of the Colonia Self-Help Centers and shall transfer such funds to the Department of Housing and Community Affairs.

16. Administration of Public Health Funds. Funds are appropriated above out of the Permanent Fund for Rural Health Facility Capital Improvement for the purpose of administering Texas Government Code, Chapter 487 Office of Rural Affairs, Subchapter H Rural Health Facility Capital Improvement. In no event shall the administrative costs to implement the provisions of the bill exceed three percent. Grants and program costs must compose at least 97 percent of the expenditures to implement the provisions of the bill.

17. Informational Listing - Permanent Funds and Endowments. The following is an informational list of the amounts used to capitalize certain Permanent Funds and Endowments created by House Bill 1676, Seventy-sixth Legislature and by Senate Bill 126, Seventy-seventh Legislature, and does not make appropriations.

Permanent Fund for Rural Health Facility Capital Improvement (Rural Hospital Infrastructure)	\$ 50,000,000
--	---------------

Permanent Endowment Fund for the Rural Communities Healthcare Investment Program	\$ 2,500,000
--	--------------

18. Appropriation of Loan Repayments. Loan repayments, interest, and reimbursements of expenses received by the Department of Agriculture pursuant to Government Code, Chapter 487, are appropriated to the agency as Appropriated Receipts in the 2024-25 biennium for use in any active Government Code, Chapter 487 programs. The Department of Agriculture may also expend these funds for the purpose of reimbursing community matching fund contributions for forgivable educational loans made pursuant to Government Code Section 487.154.

19. Texas Wine Marketing Assistance Program. Amounts appropriated above out of Interagency Contracts include \$250,000 each fiscal year, which includes \$234,254 in Strategy A.1.1, Economic Development, \$8,343 in Strategy D.1.1, Central Administration, \$4,540 in Strategy D.1.2, Information Resources, and \$2,863 in Strategy D.1.3, Other Support Services, from fee revenue transferred from the Texas Alcoholic Beverage Commission pursuant to Texas Alcoholic Beverage Code Section 5.56 for the purpose of administering the Texas Wine Marketing Program.

20. Appropriations Limited to Revenue Collections: Cost Recovery Programs.²

(a) Fees and other miscellaneous revenues as authorized and generated by the operation of the cost recovery programs in the following strategies shall cover, at a minimum, the cost of appropriations made in the following strategies, as well as the "other direct and indirect costs" made elsewhere in this Act:

(1) Strategy A.1.1, Trade & Economic Development: Direct costs for the Livestock Export Pens (Agriculture Code, Section 146, Subchapter B) cost recovery program are estimated to be \$219,513 in fiscal year 2024 and \$224,513 in fiscal year 2025 and "other direct and indirect costs" are estimated to be \$1,582 for fiscal year 2024 and \$1,593 for fiscal year 2025 (Revenue Object Codes: 3420).

(2) Strategy A.1.2, Promote Texas Agriculture: Direct costs for the International and Domestic Trade (Agriculture Code, Ch. 12) cost recovery program are estimated to be \$317,199 in fiscal year 2024 and \$329,699 in fiscal year 2025 and "other direct and indirect costs" are estimated to be \$38,155 for fiscal year 2024 and \$37,897 for fiscal year 2025 (Revenue Object Codes: 3400, 3428, and 3755).

(3) Strategy B.1.1, Plant Health and Seed Quality: Direct costs for the Plant Health (Agriculture Code, Ch. 61 & 62) and Hemp (Agriculture Code, Ch. 121 & 122) cost recovery programs are estimated to be \$1,729,691 in fiscal year 2024 and \$1,729,691 in fiscal year 2025 and "other direct and indirect costs" are estimated to be \$490,428 for fiscal year 2024 and \$486,267 for fiscal year 2025 (Revenue Object Codes: 3400 and 3414).

(4) Strategy B.1.2, Commodity Regulation & Production: Direct costs for the Egg Quality Regulation (Agriculture Code, Ch. 132), Handling and Marketing of Perishable Commodities (Agriculture Code, Ch. 101), and Grain Warehouse (Agriculture Code,

DEPARTMENT OF AGRICULTURE

(Continued)

- Ch. 14) cost recovery programs are estimated to be \$859,440 in fiscal year 2024 and \$859,440 in fiscal year 2025 and "other direct and indirect costs" are estimated to be \$210,727 for fiscal year 2024 and \$209,811 for fiscal year 2025 (Revenue Object Codes: 3400 and 3414).
- (5) Strategy B.2.1, Regulate Pesticide Use: Direct costs for the Agricultural Pesticide Regulation (Agriculture Code, Ch. 76), Organic Certification (Agriculture Code, Ch. 18), and Prescribed Burn (Natural Resources Code, Ch. 153) cost recovery programs are estimated to be \$5,134,300 in fiscal year 2024 and \$5,134,300 in fiscal year 2025 and "other direct and indirect costs" are estimated to be \$1,454,812 for fiscal year 2024 and \$1,443,367 for fiscal year 2025 (Revenue Object Codes: 3400, 3404, and 3410).
 - (6) Strategy B.2.2, Structural Pest Control: Direct costs for the Structural Pest Control (Occupations Code, Ch. 1951, Subchapter E) cost recovery program are estimated to be \$2,534,625 in fiscal year 2024 and \$2,460,828 in fiscal year 2025 and "other direct and indirect costs" are estimated to be \$775,027 for fiscal year 2024 and \$770,252 for fiscal year 2025 (Revenue Object Code: 3175).
 - (7) Strategy B.3.1, Weights & Measures Device Accuracy: Direct costs for the Weights, Measures, and Metrology (Agriculture Code, Ch. 13) cost recovery program are estimated to be \$3,328,976 in fiscal year 2024 and \$3,328,976 in fiscal year 2025 and "other direct and indirect costs" are estimated to be \$670,956 in fiscal year 2024 and \$670,128 in fiscal year 2025 (Revenue Object Codes: 3400, 3402, and 3414).
 - (8) Strategy D.1.1, Central Administration: Indirect costs for the cost recovery programs are estimated to be \$1,536,067 in fiscal year 2024 and \$1,536,067 in fiscal year 2025 and "other direct and indirect costs" are estimated to be \$343,227 in fiscal year 2024 and \$339,976 in fiscal year 2025 (Revenue Object Codes: 3175, 3400, 3402, 3404, 3410, 3414, 3420, 3428, 3435, and 3795).
 - (9) Strategy D.1.2, Information Resources: Indirect costs for the cost recovery programs are estimated to be \$811,411 in fiscal year 2024 and \$811,411 in fiscal year 2025 and "other direct and indirect costs" are estimated to be \$109,390 in fiscal year 2024 and \$109,059 in fiscal year 2025 (Revenue Object Codes: 3175, 3400, 3402, 3404, 3410, 3414, 3420, 3428, 3435, and 3795).
 - (10) Strategy D.1.3, Other Support Services: Indirect costs for the cost recovery programs are estimated to be \$511,813 in fiscal year 2024 and \$511,813 in fiscal year 2025 and "other direct and indirect costs" are estimated to be \$140,623 in fiscal year 2024 and \$139,274 in fiscal year 2025 (Revenue Object Codes: 3175, 3400, 3402, 3404, 3410, 3414, 3420, 3428, 3435, and 3795).

For informational purposes, total amounts identified for strategies in this subsection total \$15,965,160 in fiscal year 2024 and \$15,908,863 in fiscal year 2025 for direct costs and indirect administration and \$4,234,927 in fiscal year 2024 and \$4,207,624 in fiscal year 2025 for "other direct and indirect costs".

These appropriations are contingent upon the Department of Agriculture (TDA) assessing fees sufficient to generate revenue to cover the General Revenue and General Revenue Dedicated State Hemp Program Fund No. 5178 appropriations for each strategy as well as the related "other direct and indirect costs". Of the totals identified above in subsection (5), \$533,399 each fiscal year is included in direct costs and \$95,714 in fiscal year 2024 and \$96,428 in fiscal year 2025 are included in "other direct and indirect costs" which are funded from General Revenue-Dedicated State Hemp Program Fund No. 5178. In the event that actual and/or projected revenue collections in strategies above are insufficient to offset the costs identified by this provision, the Legislative Budget Board may direct that the Comptroller of Public Accounts reduce the appropriation authority provided above to the affected strategy to be within the amount of revenue expected to be available.

- (b) TDA shall provide a report to the Comptroller of Public Accounts and the Legislative Budget Board no later than the end of the second business week in March, June, and September (for the second, third, and fourth quarters) detailing the following information at both the strategy level and individual program activity level:

DEPARTMENT OF AGRICULTURE

(Continued)

- (1) The amount of fee generated revenues collected for each of the cost recovery programs. This information shall be provided in both strategy level detail and individual program detail;
- (2) A projection of the revenues for each cost recovery program TDA estimates it will collect by the end of the respective fiscal year. This information shall be provided in both strategy level detail and individual program detail;
- (3) A detailed explanation of the causes and effects of the current and anticipated fluctuations in revenue collections;
- (4) The amount of expenditures for each of the cost recovery programs; and
- (5) Any fee changes made during the fiscal year and the anticipated revenue impacts of those changes.

In the event that reported expenditures exceed revenues collected for any cost recovery program, the Legislative Budget Board may direct the Comptroller of Public Accounts to reduce the appropriation authority provided above to the affected strategy by an amount specified by the Legislative Budget Board.

- (c) Also, contingent on the generation of such revenue required above to fund TDA's cost recovery programs and related "other direct and indirect costs" TDA's "Number of Full-Time Equivalents" includes 179.4 FTEs in fiscal year 2024 and 179.4 FTEs in fiscal year 2025. In the event that actual and/or projected revenue collections are insufficient to offset the costs identified by this provision, the Legislative Budget Board may reduce the FTE cap provided by this Act to reflect the number of FTEs funded by the amount of revenue expected to be available.
- (d) If cost recovery revenues collected in the first year of the biennium exceed the cost recovery requirements above, the excess revenue may be counted towards the cost recovery requirement in the second year of the biennium in addition to the revenues collected in the second year.

21. Texas Economic Development Fund No. 183. Amounts in excess of the estimated appropriation above from all available earnings from the Texas Economic Development Fund No. 183 are appropriated to the Department of Agriculture, except that the department shall retain in the fund a minimum balance of \$2,225,593, as required by Agriculture Code Section 12.0273. In the event that amounts available for distribution are less than the estimated appropriated amount, this Act may not be construed as appropriating funds to make up the difference.

22. Unexpended Balances within the Biennium. Any unobligated and unexpended balances as of August 31, 2024, in appropriations made to the Department of Agriculture are appropriated for the same purposes for the fiscal year beginning September 1, 2024. Any unobligated and unexpended balances carried forward in a cost recovery program listed in Rider 20, Appropriations Limited to Revenue Collections: Cost Recovery Programs, may only be carried forward and expended in the same program from which the balance originated.

23. Boll Weevil Eradication. Amounts appropriated above out of the General Revenue Fund in Strategy B.2.1, Regulate Pesticide Use, include \$4,853,559 each fiscal year to be transferred to the Boll Weevil Eradication Foundation for efforts to eradicate the boll weevil.

The Boll Weevil Eradication Foundation is required to provide a report each fiscal year to the Legislative Budget Board that provides details on the uses of the General Revenue transferred each year; the total number of cotton acres treated using funding from the Texas Boll Weevil Eradication Foundation; information on all local matching funds and federal funds received by the foundation; and total cotton bail production in the State of Texas.

24. Plant Disease. Out of funds appropriated above, the Department of Agriculture shall compile a report no later than December 1st of each even number calendar year to the Legislature detailing the plant disease strategies employed by the agency, identify the most likely pathways for new pests and disease to affect Texas agriculture, what diseases represent the greatest threat to agriculture, and what specific surveillance and mitigation efforts are underway to combat each disease currently in Texas as well as those likely to spread to Texas.

DEPARTMENT OF AGRICULTURE

(Continued)

25. Appropriation Restriction on Feral Hog Abatement Using Certain Pesticides.

- (a) Except as provided by Subsections b and c of this rider, no funds appropriated to the Department of Agriculture in this Act may be used for the implementation of warfarin on feral hogs.
- (b) The Department of Agriculture may use amounts appropriated by this Act to register a pesticide product containing warfarin for use in this state to control feral hogs only if that registration is limited to use by pesticide applicators licensed by the department who are participating in an experimental use program conducted by the Texas A&M AgriLife Extension Service to evaluate the product's efficacy in this state and the product is registered by the United States Environmental Protection Agency for use to control feral hogs.

A property owner can participate in the Texas A&M AgriLife Extension Service experimental use program by hiring a pesticide applicator licensed by the department and complying with Texas A&M AgriLife Extension Service guidelines for participation in the experimental use program. A property owner with a pesticide applicator licensed by the department failing to comply with the Texas A&M AgriLife Extension Service guidelines may be prohibited from participating in the program. A pesticide applicator may lose the pesticide applicator license issued by the department for failing to comply with Texas A&M AgriLife Extension Service guidelines for participation in the experimental use program.

- (c) If the department determines, based on available data including the preliminary or final results of the experimental use program described by Subsection b of this rider, that the use of a pesticide product containing warfarin is safe and effective in assisting landholders in this state in their efforts to mitigate the economic harm and damage caused by feral hogs, then the limitations under Subsections a and b of this rider do not apply after the earlier of:
 - (1) The second anniversary of the date a pesticide product is registered by the department for the limited use described by Subsection b of this rider; or
 - (2) The date the Texas A&M AgriLife Extension Service delivers a report advising the department regarding the registration of a pesticide product evaluated under the experimental use program.

26. Travel Expenses of the Commissioner. Notwithstanding any other provision of this Act, the Department of Agriculture may not expend more than \$2,500 each fiscal year for payment or reimbursement for expenses related to the travel of the Commissioner of Agriculture.

27. Hemp Program Reporting. The Department of Agriculture shall provide a quarterly report on the Hemp Program to the Legislative Budget Board, the Senate Finance Committee, and the House Appropriations Committee. This report shall include:

- (a) Amounts expended for program administration including a breakout of the direct and indirect operational costs incurred by the Hemp Program during the previous fiscal year.
- (b) Summary results of all audit and oversight activities conducted by the agency or another state entity of the Hemp Program.
- (c) Narrative explanations of significant budget adjustments, ongoing budget issues, and other information as appropriate.
- (d) Cumulative number of registered independent testing laboratories.
- (e) The cumulative number of and summary results for all pre-harvest testing performed by registered independent testing laboratories.
- (f) The cumulative number of and summary results for all postharvest testing performed by registered independent testing laboratories.
- (g) The cumulative number of hemp grower's licenses and consumable hemp product manufacturer's licenses issued and the number of such licenses renewed.
- (h) Narrative explanations of any rules proposals or changes made with summary descriptions of why the rule change occurred.

DEPARTMENT OF AGRICULTURE

(Continued)

28. School Lunch Program. To the extent allowed under law, it is the intent of the Legislature that amounts appropriated above to the Department of Agriculture may not be used for the purpose of amending administrative rules for the School Lunch Program in order to adopt a fixed meal plan for procurement instead of a cost reimbursement procurement process.

29. Rural Nursing Retention and Recruitment.

- (a) Amounts appropriated above to the Department of Agriculture in Strategy A.2.2, Rural Health, include \$925,000 in fiscal year 2024 and \$925,000 in fiscal year 2025 from General Revenue to provide funding for Rural Nursing Recruitment and Retention stipends.
- (b) It is the intent of the legislature that grant recipients be required to commit to a minimum of three years in their position in order to receive a stipend.

30. Contingency Appropriation: Citrus Inspectors.

- (a) Amounts appropriated above to the Department of Agriculture in Strategy B.1.1, Plant Health and Seed Quality, include \$673,072 in fiscal year 2024 and \$389,112 in fiscal year 2025 from General Revenue and 6.0 FTEs each fiscal year for the purpose of inspecting citrus in the canker quarantine zones in Harris, Montgomery, Fort Bend, Brazoria, and Galveston counties. In the event that the Department terminates the sale of all citrus plants in the aforementioned zones, any remainder of unspent funds for this strategy shall be returned to the state treasury. The Department is not prohibited from enforcing the stop sale provisions in Texas Agriculture Code, Section 19.011, and a stop sale under this provision does not result in the agency having to return the funds appropriated herein.
- (b) The Department of Agriculture shall use appropriations and FTEs in subsection (a) of this rider to provide additional inspectors and necessary equipment for citrus canker quarantine zones.
- (c) No funds appropriated to the Department of Agriculture in this act may be used for the implementation of a retail nursery customer registry related to citrus canker containment zones that collects the end-consumer's name or address information.

31. Agricultural and Livestock Entry Point Inspection Stations. Amounts appropriated above to the Department of Agriculture in Strategy B.1.1, Plant Health and Seed Quality, include \$3,881,003 in fiscal year 2024 and \$3,256,003 in fiscal year 2025 from General Revenue and 60.0 FTEs each fiscal year for the Department of Agriculture to operate five regional agricultural entry point inspection teams. The Department of Agriculture shall work with the Animal Health Commission as necessary for the operation of the stations and to allow the Animal Health Commission to conduct livestock inspections at these stations as needed.

32. Department of Agriculture Grant Funding.^{1,3} Amounts appropriated above to the Department of Agriculture include \$8,550,000 in fiscal year 2024 and \$8,550,000 in fiscal year 2025 from General Revenue in the following amounts and strategies for the following purposes. Any unobligated and unexpended balances appropriated in General Revenue for these funds as of August 31, 2024, are appropriated for the same purpose in the fiscal year beginning September 1, 2024.

- (a) \$250,000 in fiscal year 2024 and \$250,000 in fiscal year 2025 in strategy A.1.1, Maintain Trade and Identify and Develop Economic Opportunities, for the Young Farmer Grant Program;
- (b) \$3,300,000 in fiscal year 2024 and \$3,300,000 in fiscal year 2025 in strategy C.1.2, Nutrition Assistance for at-Risk Children and Adults, to provide free breakfast in lieu of reduced priced breakfast to qualified students; and
- (c) \$5,000,000 in fiscal year 2024 and \$5,000,000 in fiscal year 2025 in strategy C.1.2, Nutrition Assistance for at-Risk Children and Adults, for the Houston Food Bank to create a new, health, nutrition, and community center.

¹ Incorporates Article IX, Section 17.19: Department of Agriculture Grant Funding, of this Act, resulting in increases of \$8,550,000 in FY 2024 and increases of \$8,550,000 in FY 2025 out of General Revenue.

DEPARTMENT OF AGRICULTURE
(Continued)

² Modified to reflect technical correction updating the rider amounts to correctly align with strategy appropriations.

³ Modified to reflect technical correction clarifying that appropriations for the Houston Food Bank included in the 2024-25 biennium are to create a new health, nutrition, and community center.

ANIMAL HEALTH COMMISSION

	For the Years Ending	
	August 31, 2024	August 31, 2025
Method of Financing:		
General Revenue Fund	\$ 16,658,158	\$ 17,022,652
Federal Funds	<u>\$ 1,766,722</u>	<u>\$ 1,766,722</u>
Total, Method of Financing	<u>\$ 18,424,880</u>	<u>\$ 18,789,374</u>
 This bill pattern represents an estimated 100% of this agency's estimated total available funds for the biennium.		
Number of Full-Time-Equivalents (FTE):	225.2	225.2
Schedule of Exempt Positions:		
Executive Director, Group 6	\$187,811	\$194,807
 Items of Appropriation:		
A. Goal: PROTECT/ENHANCE TEXAS ANIMAL HEALTH		
Protect/Enhance Health of Texas Animal Populations.		
A.1.1. Strategy: FIELD OPERATIONS	\$ 12,615,995	\$ 12,377,998
Field Operations for Animal Health Management and Assurance Programs.		
A.1.2. Strategy: DIAGNOSTIC/EPIDEMIOLOGICAL SUPPORT	800,338	800,335
Diagnostic/Epidemiological Support Services.		
A.1.3. Strategy: PROMOTE COMPLIANCE	749,124	749,126
Promote Compliance and Resolve Violations.		
A.1.4. Strategy: ANIMAL EMERGENCY MANAGEMENT	<u>280,854</u>	<u>280,855</u>
Animal Emergency Management Preparedness and Response.		
Total, Goal A: PROTECT/ENHANCE TEXAS ANIMAL HEALTH	\$ 14,446,311	\$ 14,208,314
 B. Goal: INDIRECT ADMINISTRATION		
B.1.1. Strategy: CENTRAL ADMINISTRATION	\$ 1,843,562	\$ 1,850,558
B.1.2. Strategy: INFORMATION RESOURCES	1,190,838	1,188,722
B.1.3. Strategy: OTHER SUPPORT SERVICES	<u>357,372</u>	<u>357,372</u>
Total, Goal B: INDIRECT ADMINISTRATION	\$ 3,391,772	\$ 3,396,652
 C. Goal: SALARY ADJUSTMENTS		
C.1.1. Strategy: SALARY ADJUSTMENTS	<u>\$ 586,797</u>	<u>\$ 1,184,408</u>
Grand Total, ANIMAL HEALTH COMMISSION	<u>\$ 18,424,880</u>	<u>\$ 18,789,374</u>
 Object-of-Expense Informational Listing:		
Salaries and Wages	\$ 12,326,410	\$ 12,931,017
Other Personnel Costs	634,755	634,771
Professional Fees and Services	110,410	110,410
Fuels and Lubricants	102,940	102,940
Consumable Supplies	169,854	167,704
Utilities	289,400	289,092
Travel	746,763	746,794
Rent - Building	626,591	626,630
Rent - Machine and Other	75,607	75,607
Other Operating Expense	2,727,150	3,104,409

ANIMAL HEALTH COMMISSION
(Continued)

Capital Expenditures	615,000	0
Total, Object-of-Expense Informational Listing	\$ 18,424,880	\$ 18,789,374

Estimated Allocations for Employee Benefits and Debt Service Appropriations Made Elsewhere in this Act:

<u>Employee Benefits</u>		
Retirement	\$ 982,163	\$ 1,044,482
Group Insurance	3,105,152	3,196,218
Social Security	788,101	838,263
Benefits Replacement	4,862	3,885

Total, Estimated Allocations for Employee Benefits and Debt Service Appropriations Made Elsewhere in this Act	\$ 4,880,278	\$ 5,082,848
--	--------------	--------------

1. Performance Measure Targets. The following is a listing of the key performance target levels for the Animal Health Commission. It is the intent of the Legislature that appropriations made by this Act be utilized in the most efficient and effective manner possible to achieve the intended mission of the Animal Health Commission. In order to achieve the objectives and service standards established by this Act, the Animal Health Commission shall make every effort to attain the following designated key performance target levels associated with each item of appropriation.

	2024	2025
A. Goal: PROTECT/ENHANCE TEXAS ANIMAL HEALTH Outcome (Results/Impact):		
The Percent Change between the Number of Cattle Fever Tick Infested Premises in the Free Area (outside of the Permanent Quarantine Zone) in the Current Fiscal Year and the Average for the Previous 5 Fiscal Years	(15)%	(15)%
The Percent Change between the Number of Herds/Flocks in which Diseases and Pests of Animal Health Significance are Detected in the Current Fiscal Year and Average of the Previous 5 Fiscal Years	(5)%	(5)%
A.1.1. Strategy: FIELD OPERATIONS Output (Volume):		
Number of Livestock Surveillance Inspections and Shipment Inspections	70,000	70,000
Number of Herds Evaluated for Determination of Presence of Absence of Disease and Pests	1,250	1,250
A.1.3. Strategy: PROMOTE COMPLIANCE Output (Volume):		
Number of Compliance Actions Completed	700	700

2. Capital Budget. None of the funds appropriated above may be expended for capital budget items except as listed below. The amounts shown below shall be expended only for the purposes shown and are not available for expenditure for other purposes.

	2024	2025
a. Acquisition of Capital Equipment and Items		
(1) Acquisition of Cattle Fever Tick (CFT) Livestock and Wildlife Equipment	\$ 200,000	\$ 0
Total, Capital Budget	\$ 200,000	\$ 0
Method of Financing (Capital Budget):		
General Revenue Fund	\$ 200,000	\$ 0
Total, Method of Financing	\$ 200,000	\$ 0

3. Laboratory Testing.

(a) Laboratory testing for animal diseases shall be performed at the Texas A&M Veterinary Medical Diagnostic Laboratory (TVMDL), the state's regulatory animal health laboratory. The Texas Animal Health Commission (TAHC) shall utilize the services at TVMDL to the extent required by Agriculture Code, Section 161.0603. TAHC shall use funds appropriated by this Act to enter into an interagency memorandum of understanding (MOU) with TVMDL, to be reviewed annually, that establishes the scope of laboratory services needed, reporting and data sharing requirements, and a fee structure. No later than October 1 of each

ANIMAL HEALTH COMMISSION

(Continued)

year, the agency shall report to the Legislative Budget Board (LBB) and the Comptroller of Public Accounts (CPA) the estimated total contract amount agreed to in the MOU. No later than November 1 of each year, the agency shall report to the LBB and the CPA the testing costs it was billed for by TVMDL in the previous fiscal year.

- (b) In addition to the amounts appropriated above, General Revenue (estimated to be \$0) shall be appropriated to TAHC in amounts necessary to cover laboratory testing costs incurred where such costs exceed 10.0 percent of the estimated total contract amount agreed to in the MOU between TAHC and TVMDL each fiscal year contingent upon (1) the occurrence of an animal disease outbreak; (2) the Executive Director and State Veterinarian of TAHC certifying the outbreak occurrence and laboratory costs exceeding the estimated contract amount by 10.0 percent; and (3) the Executive Director and State Veterinarian of TAHC issuing a finding of fact to that effect to the LBB and the CPA. Upon receiving the finding of fact, the contingent appropriation shall be made available to fund the additional laboratory costs.

- 4. Unexpended Balances Within the Biennium.** The unobligated and unexpended appropriation balances of the Texas Animal Health Commission for the fiscal year ending August 31, 2024, are appropriated to the Texas Animal Health Commission for the same purposes for the fiscal year beginning September 1, 2024.
- 5. Testing and Immunization of Employees.** Amounts appropriated above in Strategy A.1.1, Field Operations, may be expended for any immunization or testing (estimated to be \$51,000 in General Revenue in each fiscal year of the 2024-25 biennium), which may be required of at-risk employees (estimated to be 110.0 full-time equivalents in each fiscal year of the 2024-25 biennium) in the performance of their duties.
- 6. Allowance for Personally-Owned Horses.** The Animal Health Commission may expend any amounts necessary out of appropriations above in Strategy A.1.1, Field Operations, (estimated to total \$3,000 in General Revenue in each fiscal year) for the purpose of providing an allowance not to exceed seventy-five dollars (\$75) per employee per day for each Commission employee whose duties require the use of a personally-owned horse.
- 7. Contingency Appropriation: Cost Recovery for Animal Health Programs.**
 - (a) Amounts appropriated above out of the General Revenue Fund in Strategy A.1.1, Field Operations, include \$860,000 in each fiscal year of the 2024-25 biennium from revenues collected and deposited to the credit of the General Revenue Fund from the assessment of fees pursuant to Agriculture Code, Sections 161.0411, 161.060, and 161.0601. These appropriations are contingent upon the Animal Health Commission assessing fees during the 2024-25 biennium sufficient to generate revenue (Object Code 3420) necessary to cover the General Revenue appropriations made above in Strategy A.1.1, Field Operations, identified in this rider. In the event that actual and/or projected revenue collections are insufficient to offset the costs identified in this provision, the Legislative Budget Board may direct that the Comptroller of Public Accounts reduce the appropriation authority provided above to be within the amount of revenue expected to be available.
 - (b) In addition to the amounts identified in this rider and appropriated above in Strategy A.1.1, Field Operations, any revenues received during the 2024-25 biennium from fees deposited to the credit of the General Revenue Fund pursuant to Agriculture Code, Sections 161.0411, 161.060, and 161.0601 (Object Code 3420) in excess of the amount of \$860,000 each fiscal year included in the Comptroller's Biennial Revenue Estimate for 2024-25 are appropriated for the same purposes.
 - (c) None of the funds identified in subsections (a) or (b) of this rider may be used for salaries and wages or other personnel expenditures.
- 8. Information Technology, Reporting Requirement.** Out of amounts appropriated above in Strategy B.1.1, Central Administration, the Texas Animal Health Commission shall report annually the agency's efforts to improve information technology capabilities. The report shall include information on database systems utilized by agency staff, information technology limitations encountered by agency staff and the public, agency resource allocations undertaken to improve information technology capabilities, and recommendations to enhance the agency's information technology capabilities with associated estimated costs and project duration. The recommendations shall include details regarding improved data analytics, status of data silos, and

ANIMAL HEALTH COMMISSION
(Continued)

transparency initiatives. No later than November 1 of each fiscal year of the biennium, the Texas Animal Health Commission shall provide the Legislative Budget Board and Governor an annual report regarding the agency’s information technology capabilities and recommendations.

9. Agricultural and Livestock Entry Point Inspection Stations. Amounts appropriated above to the Animal Health Commission (TAHC) in Strategy A.1.1, Field Operations, include \$1,465,680 in fiscal year 2024 and \$1,030,680 in fiscal year 2025 from General Revenue and 10.0 FTEs each fiscal year for the purposes of assisting the Department of Agriculture in operating five regional agricultural and livestock entry point inspection stations and conducting TAHC livestock inspections at these stations as needed.

10. Cattle Fever Tick Mitigation Clinical Trials.

- (a) Amounts appropriated above to the Animal Health Commission (TAHC) in Strategy A.1.2, Diagnostic/Epidemiological Support Services, include \$87,000 in fiscal year 2024 and \$229,000 in fiscal year 2025 from General Revenue for the purposes of conducting cattle fever tick mitigation clinical trials that would evaluate the efficacy of three eprinomectin regimens for cattle fever tick control to determine if less frequent treatments can be used to effectively mitigate fever ticks. Any unexpended balances remaining as of August 31, 2024, are appropriated in the fiscal year beginning September 1, 2024, for the same purposes.
- (b) Out of amounts identified in subsection (a), TAHC would evaluate dosing and withdraw periods in weaned beef heifers in phase one.
- (c) Out of amounts identified in subsection (a), TAHC shall transfer up to \$40,000 of the funds appropriated by this rider in fiscal year 2025 to a Texas state University through an interagency contract to assist in conducting phase two of the clinical trials that would evaluate repeated dosing and withdraw periods in full herd settings.

COMMISSION ON ENVIRONMENTAL QUALITY

	For the Years Ending	
	August 31, 2024	August 31, 2025
Method of Financing:		
General Revenue Fund ^{1, 2}	\$ 39,309,054	\$ 20,644,308
<u>General Revenue Fund - Dedicated</u>		
Low Level Waste Account No. 088	\$ 1,654,168	\$ 1,717,043
Clean Air Account No. 151 ³	63,749,827	58,252,973
Water Resource Management Account No. 153 ³	79,107,332	80,112,688
Watermaster Administration No. 158	2,421,334	2,520,636
TCEQ Occupational Licensing Account No. 468	1,946,936	2,041,798
Waste Management Account No. 549 ^{3, 4}	48,075,735	48,116,090
Hazardous and Solid Waste Remediation Fee Account No. 550	27,685,853	27,558,572
Petroleum Storage Tank Remediation Account No. 655 ³	24,139,963	24,289,265
Workplace Chemicals List Account No. 5020	1,244,377	1,285,677
Environmental Testing Laboratory Accreditation Account No. 5065	794,585	817,965
Texas Emissions Reduction Plan Account No. 5071	1,400,000	0
Dry Cleaning Facility Release Account No. 5093	3,788,508	3,813,385
Operating Permit Fees Account No. 5094	40,004,240	40,333,752
Environmental Radiation & Perpetual Care Account No. 5158	3,000,000	0
Subtotal, General Revenue Fund - Dedicated	\$ 299,012,858	\$ 290,859,844
<u>Other Funds</u>		
Federal Funds	\$ 40,345,464	\$ 38,540,793
Appropriated Receipts	1,145,348	1,145,348
Interagency Contracts	9,647,977	9,647,977

COMMISSION ON ENVIRONMENTAL QUALITY
(Continued)

Leaking Water Wells ¹	200,000	408,156
Subtotal, Other Funds	\$ 51,338,789	\$ 49,742,274
Total, Method of Financing	\$ 389,660,701	\$ 361,246,426
Other Direct and Indirect Costs Appropriated Elsewhere in this Act	\$ 451,661	\$ 465,136
This bill pattern represents an estimated 66.6% of this agency's estimated total available funds for the biennium.		
Number of Full-Time-Equivalents (FTE):^{1,3}	2,876.3	2,878.3
Schedule of Exempt Positions:		
Executive Director, Group 8	\$245,579	\$257,858
Commissioner (Chair), Group 7	225,000	230,000
Commissioner, Group 7	(2) 225,000	(2) 230,000
Red River Compact Commissioner	24,831	24,831
Rio Grande Compact Commissioner	42,225	42,225
Sabine River Compact Commissioner	(2) 9,007	(2) 9,007
Canadian River Compact Commissioner	11,036	11,036
Pecos River Compact Commissioner	33,053	33,053
Items of Appropriation:		
A. Goal: ASSESSMENT, PLANNING AND PERMITTING		
A.1.1. Strategy: AIR QUALITY ASSESSMENT AND PLANNING		
PLANNING	\$ 44,880,130	\$ 38,817,847
A.1.2. Strategy: WATER ASSESSMENT AND PLANNING^{1,2}		
Water Resource Assessment and Planning.	43,893,323	33,853,965
A.1.3. Strategy: WASTE ASSESSMENT AND PLANNING⁴		
Waste Management Assessment and Planning.	6,668,410	6,678,888
A.2.1. Strategy: AIR QUALITY PERMITTING³		
AIR QUALITY PERMITTING	19,019,997	18,532,935
A.2.2. Strategy: WATER RESOURCE PERMITTING³		
WATER RESOURCE PERMITTING	15,537,420	15,277,632
A.2.3. Strategy: WASTE MANAGEMENT AND PERMITTING³		
WASTE MANAGEMENT AND PERMITTING	12,143,754	11,517,851
A.2.4. Strategy: OCCUPATIONAL LICENSING		
OCCUPATIONAL LICENSING	1,457,152	1,464,196
A.3.1. Strategy: RADIOACTIVE MATERIALS MGMT³		
Radioactive Materials Management.	6,175,384	3,189,996
Total, Goal A: ASSESSMENT, PLANNING AND PERMITTING	\$ 149,775,570	\$ 129,333,310
B. Goal: DRINKING WATER		
B.1.1. Strategy: SAFE DRINKING WATER		
Safe Drinking Water Oversight.	\$ 25,080,954	\$ 23,191,486
C. Goal: ENFORCEMENT AND COMPLIANCE SUPPORT		
Enforcement and Compliance Assistance.		
C.1.1. Strategy: FIELD INSPECTIONS & COMPLAINTS		
Field Inspections and Complaint Response.	\$ 59,478,623	\$ 59,090,797
C.1.2. Strategy: ENFORCEMENT & COMPLIANCE SUPPORT		
Enforcement and Compliance Support.	18,327,037	18,002,294
C.1.3. Strategy: POLLUTION PREVENTION RECYCLING		
Pollution Prevention, Recycling and Innovative Programs.	3,282,413	3,282,815
Total, Goal C: ENFORCEMENT AND COMPLIANCE SUPPORT	\$ 81,088,073	\$ 80,375,906
D. Goal: POLLUTION CLEANUP		
Pollution Cleanup Programs to Protect Public Health & the Environment.		
D.1.1. Strategy: STORAGE TANK ADMIN & CLEANUP		
Storage Tank Administration and Cleanup.	\$ 17,408,196	\$ 17,432,402
D.1.2. Strategy: HAZARDOUS MATERIALS CLEANUP		
HAZARDOUS MATERIALS CLEANUP	25,572,098	25,633,948
Total, Goal D: POLLUTION CLEANUP	\$ 42,980,294	\$ 43,066,350

COMMISSION ON ENVIRONMENTAL QUALITY
(Continued)

E. Goal: RIVER COMPACT COMMISSIONS

Ensure Delivery of Texas' Equitable Share of Water.

E.1.1. Strategy: CANADIAN RIVER COMPACT	\$ 16,919	\$ 16,919
E.1.2. Strategy: PECOS RIVER COMPACT	136,650	136,650
E.1.3. Strategy: RED RIVER COMPACT	35,539	35,539
E.1.4. Strategy: RIO GRANDE RIVER COMPACT	10,279,777	199,996
E.1.5. Strategy: SABINE RIVER COMPACT	<u>62,111</u>	<u>62,111</u>

Total, Goal E: RIVER COMPACT COMMISSIONS	\$ 10,530,996	\$ 451,215
---	---------------	------------

F. Goal: INDIRECT ADMINISTRATION

F.1.1. Strategy: CENTRAL ADMINISTRATION	\$ 27,186,134	\$ 27,241,008
F.1.2. Strategy: INFORMATION RESOURCES	34,032,010	28,868,681
F.1.3. Strategy: OTHER SUPPORT SERVICES	<u>9,140,747</u>	<u>9,168,544</u>

Total, Goal F: INDIRECT ADMINISTRATION	\$ 70,358,891	\$ 65,278,233
---	---------------	---------------

G. Goal: SALARY ADJUSTMENTS

G.1.1. Strategy: SALARY ADJUSTMENTS	<u>\$ 9,845,923</u>	<u>\$ 19,549,926</u>
--	---------------------	----------------------

Grand Total, COMMISSION ON ENVIRONMENTAL QUALITY	<u>\$ 389,660,701</u>	<u>\$ 361,246,426</u>
---	-----------------------	-----------------------

Object-of-Expense Informational Listing:

Salaries and Wages	\$ 194,105,852	\$ 204,837,797
Other Personnel Costs	11,118,532	11,119,422
Professional Fees and Services	95,207,518	72,831,969
Fuels and Lubricants	457,902	457,902
Consumable Supplies	741,290	755,370
Utilities	1,617,592	1,655,992
Travel	1,951,159	1,931,159
Rent - Building	7,435,147	7,549,738
Rent - Machine and Other	820,399	820,399
Other Operating Expense	37,795,107	26,324,314
Grants	36,357,556	31,304,603
Capital Expenditures	<u>2,052,647</u>	<u>1,657,761</u>

Total, Object-of-Expense Informational Listing	<u>\$ 389,660,701</u>	<u>\$ 361,246,426</u>
---	-----------------------	-----------------------

Estimated Allocations for Employee Benefits and Debt Service Appropriations Made Elsewhere in this Act:

Employee Benefits

Retirement	\$ 17,439,465	\$ 18,541,891
Group Insurance	35,255,474	36,214,697
Social Security	14,346,211	15,236,276
Benefits Replacement	<u>116,602</u>	<u>93,165</u>

Total, Estimated Allocations for Employee Benefits and Debt Service Appropriations Made Elsewhere in this Act	<u>\$ 67,157,752</u>	<u>\$ 70,086,029</u>
--	----------------------	----------------------

1. Performance Measure Targets. The following is a listing of the key performance target levels for the Commission on Environmental Quality. It is the intent of the Legislature that appropriations made by this Act be utilized in the most efficient and effective manner possible to achieve the intended mission of the Commission on Environmental Quality. In order to achieve the objectives and service standards established by this Act, the Commission on Environmental Quality shall make every effort to attain the following designated key performance target levels associated with each item of appropriation.

	<u>2024</u>	<u>2025</u>
A. Goal: ASSESSMENT, PLANNING AND PERMITTING		
Outcome (Results/Impact):		
Percent of Stationary and Mobile Source Pollution Reductions in Ozone Nonattainment Areas	3%	3%
Percent of Texans Living Where the Air Meets Federal Air Quality Standards for Ozone	43%	43%
Percent of Classified Texas Surface Water Meeting or Exceeding Water Quality Standards	55%	55%
Percent Decrease in the Toxic Releases in Texas	2%	2%
Percent of High-and Significant-Hazard Dams Inspected within the Last Five Years	100%	100%

COMMISSION ON ENVIRONMENTAL QUALITY
(Continued)

A.1.1. Strategy: AIR QUALITY ASSESSMENT AND PLANNING		
Output (Volume):		
Number of Point-Source Air Quality Assessments	2,050	2,050
Number of Area-Source Air Quality Assessments	5,080	5,080
Number of Mobile-Source On-road Air Quality Assessments	1,013	1,013
Number of Air Monitors Operated	417	413
A.1.2. Strategy: WATER ASSESSMENT AND PLANNING		
Output (Volume):		
Number of Surface Water Assessments	46	54
Number of Groundwater Assessments	54	54
Number of Dam Safety Assessments	700	700
A.1.3. Strategy: WASTE ASSESSMENT AND PLANNING		
Output (Volume):		
Number of Active Municipal Solid Waste Landfill Capacity Assessments	199	199
A.2.1. Strategy: AIR QUALITY PERMITTING		
Output (Volume):		
Number of State and Federal New Source Review Air Quality Permit Applications Reviewed	6,800	6,800
Number of Federal Air Quality Operating Permits Reviewed	900	900
A.2.2. Strategy: WATER RESOURCE PERMITTING		
Output (Volume):		
Number of Applications to Address Water Quality Impacts Reviewed	12,970	12,530
Number of Concentrated Animal Feeding Operation (CAFO) Authorizations Reviewed	53	53
A.2.3. Strategy: WASTE MANAGEMENT AND PERMITTING		
Output (Volume):		
Number of Municipal Nonhazardous Waste Applications Reviewed	240	240
Number of Industrial and Hazardous Waste Permit Applications Reviewed	95	95
A.2.4. Strategy: OCCUPATIONAL LICENSING		
Output (Volume):		
Number of Licensee Examinations Processed	13,500	13,500
A.3.1. Strategy: RADIOACTIVE MATERIALS MGMT Explanatory:		
Volume of Low-level Radioactive Waste Accepted by the State of Texas for Disposal at the Texas Compact Waste Facility	184,750	184,750
B. Goal: DRINKING WATER		
Outcome (Results/Impact):		
Percent of Texas Population Served by Public Water Systems Which Meet Drinking Water Standards	95%	95%
B.1.1. Strategy: SAFE DRINKING WATER		
Output (Volume):		
Number of Public Drinking Water Systems Which Meet Primary Drinking Water Standards	6,745	6,745
Number of Drinking Water Samples Collected	56,373	56,853
C. Goal: ENFORCEMENT AND COMPLIANCE SUPPORT		
Outcome (Results/Impact):		
Percent of Investigated Air Sites in Compliance	98%	98%
Percent of Investigated Water Sites and Facilities in Compliance	97%	97%
Percent of Investigated Waste Sites in Compliance	97%	97%
Percent of Identified Noncompliant Sites and Facilities for Which Timely and Appropriate Enforcement Action Is Taken	85%	85%
Percent of Administrative Penalties Collected	82%	82%
Percentage of Scheduled Mandatory Air Investigations Completed	100%	100%
Percentage of Scheduled Mandatory Water Investigations Completed	100%	100%
Percentage of Planned Mandatory Waste Investigations Completed	100%	100%
C.1.1. Strategy: FIELD INSPECTIONS & COMPLAINTS		
Output (Volume):		
Number of Investigations of Water Rights Sites	38,600	38,600
Number of Inspections and Investigations Completed by Staff at Regulated Sites	44,000	44,000

COMMISSION ON ENVIRONMENTAL QUALITY
(Continued)

C.1.2. Strategy: ENFORCEMENT & COMPLIANCE SUPPORT

Output (Volume):

Number of Environmental Laboratories Accredited	250	250
Number of Small Businesses and Local Governments Assisted	110,000	110,000

C.1.3. Strategy: POLLUTION PREVENTION RECYCLING

Output (Volume):

Number of Presentations, Booths, and Workshops Conducted on Pollution Prevention/Waste Minimization and Voluntary Program Participation	75	75
---	----	----

D. Goal: POLLUTION CLEANUP

Outcome (Results/Impact):

Percent of Leaking Petroleum Storage Tank Sites Cleaned up	95%	95%
Number of Superfund Remedial Actions Completed	133	135
Percent of Voluntary and Brownfield Cleanup Properties Made Available for Redevelopment, Community, or Other Economic Reuse	70%	70%

D.1.1. Strategy: STORAGE TANK ADMIN & CLEANUP

Output (Volume):

Number of Petroleum Storage Tank Cleanups Completed	200	200
---	-----	-----

D.1.2. Strategy: HAZARDOUS MATERIALS CLEANUP

Output (Volume):

Number of Voluntary and Brownfield Cleanups Completed	61	61
Number of Superfund Sites in Texas Undergoing Evaluation and Cleanup	36	35
Number of Superfund Remedial Actions Completed	2	2
Number of Dry Cleaner Remediation Program Site Cleanups Completed	2	2

Explanatory:

Number of Superfund Sites in Post - Closure Care (O+M) Phase	43	45
--	----	----

2. Capital Budget.³ None of the funds appropriated above may be expended for capital budget items except as listed below. The amounts shown below shall be expended only for the purposes shown and are not available for expenditure for other purposes. Amounts appropriated above and identified in this provision as appropriations either for "Lease Payments to the Master Lease Purchase Program" or for items with an "(MLPP)" notation shall be expended only for the purpose of making lease-purchase payments to the Texas Public Finance Authority pursuant to the provisions of Government Code, Section 1232.103.

	2024	2025
a. Acquisition of Information Resource Technologies		
(1) Personal Computer Replacement	\$ 927,451	\$ 658,737
(2) Technology Operations and Security Infrastructure	619,253	586,500
(3) Federal Lead & Copper Rule Revision	750,000	750,000
(4) Agency Website Usability Enhancements	5,000,000	0
Total, Acquisition of Information Resource Technologies	\$ 7,296,704	\$ 1,995,237
b. Transportation Items		
(1) Vehicle Replacement	\$ 237,120	\$ 0
c. Acquisition of Capital Equipment and Items		
(1) Monitoring and Analysis Equipment	\$ 255,000	\$ 255,000
(2) Optical Gas Imaging Cameras	400,000	0
Total, Acquisition of Capital Equipment and Items	\$ 655,000	\$ 255,000
d. Data Center/Shared Technology Services		
(1) Data Center Services	\$ 12,378,392	\$ 12,442,446
e. Centralized Accounting and Payroll/Personnel System (CAPPS)		
(1) CAPPS ERP System	\$ 2,274,148	\$ 2,274,148
Total, Capital Budget	\$ 22,841,364	\$ 16,966,831

COMMISSION ON ENVIRONMENTAL QUALITY
(Continued)

Method of Financing (Capital Budget):

General Revenue Fund	\$	3,486,437	\$	3,504,479
<u>General Revenue Fund - Dedicated</u>				
Clean Air Account No. 151	\$	5,216,929	\$	3,426,752
Water Resource Management Account No. 153		4,687,416		3,190,422
Waste Management Account No. 549		3,916,794		3,196,575
Hazardous and Solid Waste Remediation Fee Account No. 550		3,014,125		2,389,892
Petroleum Storage Tank Remediation Account No. 655		614,588		415,892
Operating Permit Fees Account No. 5094		<u>1,905,075</u>		<u>842,819</u>
Subtotal, General Revenue Fund - Dedicated	\$	<u>19,354,927</u>	\$	<u>13,462,352</u>
Total, Method of Financing	\$	<u>22,841,364</u>	\$	<u>16,966,831</u>

3. Authorization: Aircraft Chartering. Notwithstanding any other provision of this Act, the Texas Commission on Environmental Quality is authorized to spend appropriated funds for the chartering of aircraft for the purposes of monitoring environmental quality and the enforcement of environmental and water rights laws of the State.

4. Local Air Pollution Grants Allocation. Out of the amounts appropriated above, no less than \$2,658,228 in each fiscal year out of the General Revenue-Dedicated Clean Air Account No. 151 in Strategy A.1.1, Air Quality Assessment and Planning, shall be utilized to fund grants or cooperative agreements with eligible local air pollution programs under Health and Safety Code, Section 382.0622. The combined federal and state share of the funding for any such local air pollution programs shall not exceed 67 percent of the total allocation to the programs, with the local share being based on the local dollars allocated pursuant to maintenance-of-effort requirements for federal air pollution grants.

5. Fee Revenue: Pollution Control Equipment Exemptions. Amounts appropriated above include \$229,424 each fiscal year from fee revenue collected pursuant to Tax Code, Section 11.31, beginning with the effective date of this Act out of the General Revenue Fund in Strategy C.1.3, Pollution Prevention, Recycling, and Innovative Programs, for the purpose of determining whether pollution control equipment is exempt from taxation.

In addition to amounts appropriated above, any amounts collected by the Commission on Environmental Quality pursuant to Tax Code, Section 11.31 on or after September 1, 2023, in excess of \$229,424 in each fiscal year of the biennium are appropriated to the agency.

6. Authorization: Operating Fund. The Commission on Environmental Quality (TCEQ) is authorized to make transfers from any appropriation made to TCEQ into a single account in the General Revenue Fund known as the "Texas Commission on Environmental Quality Operating Fund" for the purpose of making expenditures for which appropriations were made in this Act. After the expenditures have been made from the fund and as soon as the proper strategies have been identified, TCEQ shall process adjustments to the Comptroller in summary accounts to facilitate accurate cost allocations; provided, however, that each special account and fund shall be used for the purposes in current law and nothing shall be done to jeopardize or divert the special accounts and funds or any portion thereof including federal aid.

7. Air Quality Planning.

(a) Amounts appropriated above include \$4,500,000 out of the General Revenue-Dedicated Clean Air Account No. 151 in Strategy A.1.1, Air Quality Assessment and Planning, for air quality planning activities to reduce ozone in "affected counties" (as defined in Health and Safety Code, Section 386.001(2)) not designated as nonattainment areas for the O3 National Ambient Air Quality Standards (NAAQS) as of September 1, 2023, and other areas at significant risk of being designated nonattainment for the O3 NAAQS in the future as approved by the Texas Commission on Environmental Quality (TCEQ). These activities may be carried out through interlocal agreements.

Expenditure of these funds is limited to: inventorying emissions, monitoring of pollution levels, and administration of the program. TCEQ shall allocate a base amount of \$281,250 to each state planning region containing such areas and the remaining funds proportionally to each state planning region with a combined population of affected counties in excess of

COMMISSION ON ENVIRONMENTAL QUALITY
(Continued)

350,000. Grants issued from appropriations identified in this rider should require that no more than 10 percent of the allocation be used for administrative purposes and prohibit the expenditure of the following: marketing and outreach activities, bicycle use programs, carpooling awareness, environmental awareness campaigns, and locally enforceable pollution reduction programs. The grant recipients shall channel the funds to those projects most useful for the State Implementation Plan (SIP).

For informational purposes, the affected counties that are not designated “nonattainment” for the O3 NAAQS as of September 1, 2023, include Bastrop, Caldwell, Comal, Gregg, Guadalupe, Hardin, Harrison, Hays, Henderson, Hood, Hunt, Jefferson, Nueces, Orange, Rusk, San Patricio, Smith, Travis, Upshur, Williamson, and Wilson Counties. Additional “attainment/unclassifiable” areas may also be added by TCEQ to this grant program based on their status as being part of a core-based statistical area (CBSA) with O3 design values in excess of 60 parts per billion (ppb).

- (b) Amounts appropriated above include \$2,500,000 out of the General Revenue-Dedicated Clean Air Account No. 151 in Strategy A.1.1, Air Quality Assessment and Planning, for air quality planning activities to reduce fine particulate matter (PM2.5) in “affected counties” (as defined in Health and Safety Code, Section 386.001(2)) not designated as nonattainment areas for PM2.5 National Ambient Air Quality Standards (NAAQS) as of September 1, 2023, and other areas at significant risk of being designated nonattainment for PM2.5 NAAQS in the future as approved by the TCEQ. These activities may be carried out through interlocal agreements.

Expenditure of these funds is limited to: inventorying emissions, monitoring of pollution levels, air pollution and data analysis; modeling pollution levels; and administration of the program. The TCEQ may allocate a base amount up to \$118,750 to each state planning region containing such areas and the remaining funds proportionally to each state planning region with a combined population of affected counties in excess of 350,000. Grants issued from appropriations identified in this rider should require that no more than 10 percent of the allocation be used for administrative purposes and prohibit the expenditure of the following: marketing and outreach activities, bicycle use programs, carpooling awareness, environmental awareness campaigns, and similar locally enforceable pollution reduction programs. The grant recipients shall channel the funds to those projects most useful for the SIP.

Additional “attainment/unclassifiable” areas may be added by TCEQ to this grant program contingent on available resources based on their status as being part of a core-based statistical area (CBSA) with an annual PM2.5 design value in excess of 8 micrograms per cubic meter ($\mu\text{g}/\text{m}^3$), or 24-hour PM2.5 design value in excess of 25 $\mu\text{g}/\text{m}^3$.

- 8. Texas Parks and Wildlife Environmental Special Investigations Unit.** Amounts appropriated above include \$225,000 each fiscal year out of the Waste Management Account No. 549 in Strategy C.1.2, Enforcement and Compliance Support, for the purpose of supporting the Parks and Wildlife Department's Environmental Special Investigations Unit to enforce state and federal laws on illegal dumping. This appropriation is contingent on a memorandum of understanding and an interagency transfer of the funds between the Parks and Wildlife Department and the Commission on Environmental Quality to jointly administer the program. Any unexpended balance of this appropriation from fiscal year 2024 is appropriated for the same purpose for fiscal year 2025.
- 9. Federal Funds and Capital Budget Expenditures.** To comply with the legislative intent to maximize the use of federal funds and to fulfill grant requirements required for the receipt and expenditure of federal funds, the Commission on Environmental Quality (TCEQ) is exempted from the Capital Budget Rider Provisions contained in Article IX of this Act, "Limitations on Expenditures - Capital Budget", when federal funds are received in excess of amounts identified in the agency's Capital Budget Rider and such funds are federally designated solely for the purchase of specific capital items. In addition, TCEQ is exempted from the Capital Budget Rider provisions within Article IX of this Act when funds are received in the form of disaster related recoveries or gifts to the agency in excess of amounts identified in the agency's Capital Budget Rider. The TCEQ shall notify the Legislative Budget Board, the Comptroller of Public Accounts, and the Governor upon receipt of such federal funds or gift proceeds, of the amount received and items to be purchased.

COMMISSION ON ENVIRONMENTAL QUALITY
(Continued)

- 10. Refinement and Enhancement of Modeling to Demonstrate Attainment with the Clean Air Act.** Amounts appropriated above include \$750,000 in fiscal year 2024 out of the General Revenue-Dedicated Clean Air Account No. 151 in Strategy A.1.1, Air Quality Assessment and Planning, for research to obtain the data and information to refine and enhance any model used to demonstrate attainment with the National Ambient Air Quality Standard (NAAQS) and to assess air quality associated with other pollutants under the Federal Clean Air Act during the biennium beginning on September 1, 2023. These funds may also be used to collect and analyze data and procure appropriate computing tools for modeling to demonstrate attainment with the National Ambient Air Quality Standard for Ozone and other pollutants. The Commission on Environmental Quality may contract as necessary to carry out these activities.
- 11. Reallocation of Revenue and Balances for Certain Accounts.**⁶ Pursuant to Water Code, Section 5.707, and notwithstanding provisions of Article IX, Sec 14.01, Appropriation Transfers, in this Act, the Commission on Environmental Quality is authorized to reallocate within the biennium the lesser of 7 percent of the biennial All Funds amount identified in the Method of Finance above or \$20,000,000 from the following General Revenue-Dedicated accounts (consisting of revenues and balances) to be used for purposes identified in the above strategies.

Clean Air Account No. 151
Water Resource Management Account No. 153
Watermasters Administration Account No. 158
Occupational Licensing Account No. 468
Waste Management Account No. 549
Hazardous and Solid Waste Remediation Fee Account No. 550
Petroleum Storage Tank Remediation Account No. 655
Dry Cleaning Facility Release Account No. 5093
Operating Permit Fees Account No. 5094

The Commission shall notify the Governor, the Comptroller of Public Accounts, and the Legislative Budget Board of any decision to reallocate funds between accounts prior to any such reallocations.

- 12. Appropriations Limited to Revenue Collections: Vehicle Emission Inspections.** Of the fees, fines, and other miscellaneous revenues as authorized and generated by the operation of the vehicle emissions inspection and maintenance program pursuant to Health and Safety Code, Section 382.202, 20 percent shall cover, at a minimum, the cost of appropriations made above in Strategy A.1.1, Air Quality Assessment and Planning, out of General Revenue-Dedicated Clean Air Account No. 151, as well as "other direct and indirect costs" made elsewhere in this Act associated with this program. Direct costs for the vehicle emissions inspection and maintenance program are estimated to be \$2,138,870 in fiscal year 2024 and \$2,004,799 in fiscal year 2025 and "other direct and indirect costs" are estimated to be \$451,661 for fiscal year 2024 and \$465,136 in fiscal year 2025. In the event that actual and/or projected revenue collections are insufficient to offset the costs identified by this provision, the Legislative Budget Board may direct that the Comptroller of Public Accounts reduce the appropriation authority provided above to be within the amount of revenue expected to be available.

In addition, if additional counties enter the vehicle emissions inspection and maintenance program during the 2024-25 biennium, 20 percent of revenues generated from the vehicle emissions and inspections fee established in Health and Safety Code, Section 382.202(e) in the additional counties in each fiscal year are hereby appropriated to the Commission on Environmental Quality for the same purposes.

- 13. Administration Costs for the Texas River Compact Commissions.** Out of the amounts appropriated above, except amounts appropriated above in Goal E, River Compact Commissions, the Commission on Environmental Quality shall allocate at least \$43,750 for fiscal year 2024 and \$49,750 for fiscal year 2025 to provide for operating costs for the Texas River Compact Commissions. In addition, \$10,700 each fiscal year out of amounts appropriated above, except from amounts appropriated in Goal E, shall be used for support and administrative services for the commissions.

14. Environmental Radiation and Perpetual Care.

- (a) Amounts appropriated above in Strategy A.3.1, Radioactive Materials Management, include \$3,000,000 in fiscal year 2024 from revenues deposited to the General Revenue-Dedicated Environmental Radiation and Perpetual Care Account No. 5158 during the biennium.

COMMISSION ON ENVIRONMENTAL QUALITY
(Continued)

(b) In addition to amounts appropriated above and any new revenues collected and appropriated for the purposes of (a) of this rider, the Commission on Environmental Quality (TCEQ) is appropriated any revenues from TCEQ licensees in excess of the Comptroller's Biennial Revenue Estimate, including the proceeds of securities and interest earned, deposited to the credit of the General Revenue-Dedicated Environmental Radiation and Perpetual Care Account No. 5158 pursuant to Health and Safety Code, Sections 401.306 (b), 401.301(d), and 401.207 (g) during the biennium beginning September 1, 2023 (estimated to be \$0), in the event of an incident involving the release of radioactive material at a disposal, source material recovery, processing, or storage facility licensed by the TCEQ. The funds shall be used in Strategy A.3.1, Radioactive Materials Management, to mitigate radioactive pollution resulting from activities of a TCEQ licensee as provided in Health and Safety Code, Sections 401.306 (c)-(e).

15. Nuisance Surveys for the Economically Distressed Areas Program. Out of amounts appropriated above out of the General Revenue Fund in Strategy A.1.2, Water Resource Assessment and Planning, the Commission on Environmental Quality shall reimburse the Department of State Health Services (DSHS) for costs incurred by DSHS in conducting nuisance surveys for applicants for financial assistance through the Economically Distressed Areas program administered by the Water Development Board. The Commission shall reimburse such costs through Interagency Contracts with DSHS in an amount not to exceed a total of \$125,000 for the biennium beginning on September 1, 2023.

16. Reimbursement of Advisory Committees. Pursuant to Government Code, Section 2110.004, reimbursement of expenses for advisory committee members out of funds appropriated above is limited to the following advisory committees:

Irrigators Advisory Council
Small Business Compliance Advisory Panel
Municipal Solid Waste Management and Resource Recovery Advisory Council
Dry Cleaners Advisory Committee
Tax Relief for Pollution Control Property Advisory Committee

17. Unexpended Balance Authority within the Biennium. Any unobligated and unexpended balances remaining as of August 31, 2024, in appropriations made to the Commission on Environmental Quality are appropriated for the same purposes for the fiscal year beginning on September 1, 2024.

18. Authorization: Water and Air Program Fee Rates. To provide for the recovery of costs of processing certain water and air applications, the following fee rates are established pursuant to Government Code, Chapter 316, Subchapter E, to be effective during the biennium beginning on September 1, 2023.

The maximum rate for the fees authorized in Water Code, Sections 5.701 (b-c), shall be \$2,000.

The maximum rate for fees authorized in Health and Safety Code, Section 382.062, shall be \$80,000.

19. Texas Emissions Reduction Plan (TERP) Cash Flow Contingency. Contingent upon the receipt of money deposited to the credit of the Texas Emissions Reduction Plan Fund No. 1201 under Health and Safety Code Section 386.056, Tax Code Sections 151.0515 and 152.0215 and Transportation Code Sections 501.138, 502.358, and 548.5055 by the Texas Commission on Environmental Quality (TCEQ), TCEQ may temporarily utilize General Revenue-Dedicated Texas Emissions Reduction Plan No. 5071 funds to pay for TERP costs as authorized in the Texas Health and Safety Code Section 386.252 in the 2024-25 biennium in an amount not to exceed \$1,400,000 in fiscal year 2024 which are included in amounts appropriated above. These funds shall be utilized only for the purpose of temporary cash flow needs when TERP expenditures exceed monthly collections received. The transfer and reimbursement of funds shall be made under procedures established by the Comptroller of Public Accounts to ensure all borrowed funds are reimbursed by TCEQ on or before August 31 of each fiscal year.

20. Contingency Appropriation: Revenue from Increased Fee Rates at Watermaster Offices. In addition to amounts appropriated above in Strategy A.2.2, Water Resource Permitting, fee revenues collected and deposited to the credit of the General Revenue-Dedicated Watermaster Administration Account No. 158 from additional fees generated pursuant to Water Code, Section

COMMISSION ON ENVIRONMENTAL QUALITY
(Continued)

11.329 due to the implementation of increased fee rates at the watermaster offices and in excess of the Comptroller's Biennial Revenue Estimate for 2024-25 (estimated to be \$0) are appropriated to the Commission on Environmental Quality (TCEQ) for the biennium beginning on September 1, 2023. These funds shall be used for operating costs of the watermaster offices.

This appropriation is contingent upon the TCEQ and the watermaster offices assessing fees sufficient to generate, during the 2024-25 biennium, revenue to cover the appropriations out of the General Revenue-Dedicated Watermaster Administration Account No. 158. In the event that actual and/or projected revenue collections are insufficient to offset the costs identified by this provision, the Comptroller of Public Accounts shall reduce the appropriation authority provided above to be within the amount of revenue expected to be available. The TCEQ and the watermaster offices, upon completion of necessary actions to assess or increase additional fees, shall furnish copies of minutes and other information supporting the estimated revenues to be generated for the 2024-25 biennium under the revised fee structure to the Comptroller of Public Accounts. If the Comptroller finds the information sufficient to support the projection of increased revenues in excess of those estimated in the Biennial Revenue Estimate for 2024-25, a finding of fact to that effect shall be issued and the contingent appropriation shall be made available for the intended purpose.

- 21. Aggregate Operations.** Amounts appropriated above in Strategy C.1.1, Field Inspections and Complaint Response, to the Commission on Environmental Quality shall be used to adopt and make accessible on the commission's internet website best management practices for all aspects of aggregate production operations regarding nuisance issues relating to dust, noise, and light, as well as water use and storage, and blasting to minimize disruption to surrounding areas, only to the extent which the commission has statutory jurisdiction over such aspects of aggregate production, and to conduct aerial observations at least twice per fiscal year to ensure enforcement of existing statutes and rules relating to aggregate operations. It is the intent of the legislature that the Commission on Environmental Quality shall work cooperatively with other state agencies in the development of best management practices described in this rider. Unless otherwise provided by law, the best management practices are nonbinding.
- 22. Petroleum Storage Tank Administration: Temporary and Contract Worker Exemption from the Limitation on Full-Time Equivalent (FTE) Positions.** For the purposes of implementing Petroleum Storage Tank activities identified in Water Code, Section 26.3573 (d), the Commission on Environmental Quality is exempt from provisions of Article IX relating to the inclusion of temporary or contract workers in the calculation of the number of Full-Time Equivalent (FTE) positions by a state agency.
- 23. Petroleum Storage Tank Responsible Party Remediation.** The Commission on Environmental Quality (TCEQ) shall prioritize the use of funds appropriated above out of the General Revenue-Dedicated Petroleum Storage Tank Remediation Account No. 655 to address the continued remediation and monitoring of sites transferred from the responsible party remediation program to the state lead program pursuant to Water Code, Section 26.3573, Subsection (r-1). Notwithstanding this provision, in prioritizing sites the TCEQ shall consider the risks associated with all sites requiring remediation and monitoring, as well as the availability of funds. In selecting contractors to perform remediation services at these transferred sites, the Executive Director of the TCEQ may make direct awards to existing contractors who are otherwise eligible for award to ensure that the continued remediation of these sites progresses in the most efficient and cost-effective manner which presents the least risk of disrupting ongoing remediation and monitoring activities.
- 24. Appropriations and Unexpended Balances: Cost Recovery for Site Remediation and Cleanups.**

 - (a) In addition to amounts appropriated above, any unobligated and unexpended balances as of August 31, 2023, (estimated to be \$0) remaining in the General Revenue-Dedicated Hazardous and Solid Waste Remediation Fee Account No. 550 which were received from responsible parties as cost recovery payments for site remediation and cleanups undertaken by the Commission on Environmental Quality (TCEQ) are appropriated to the TCEQ for the biennium beginning September 1, 2023. The funds shall be used to pay the cost of site cleanups and remediation during the biennium.

COMMISSION ON ENVIRONMENTAL QUALITY
(Continued)

- (b) In addition to amounts appropriated above, any additional revenues generated from cost recovery fees (Revenue Object Code 3802) during the biennium are appropriated from the General Revenue-Dedicated Hazardous and Solid Waste Remediation Fee Account No. 550 (estimated to be \$0) for site remediation and cleanups.

25. Litigation Expenses for the Rio Grande Compact Commission.

- (a) In addition to amounts appropriated above, any unobligated and unexpended balances remaining from appropriations in Strategy E.1.4, Rio Grande River Compact as of August 31, 2023, are appropriated for the fiscal year beginning on September 1, 2023, (estimated to be \$0) in the same strategy for the purpose of covering expenses incurred by the Rio Grande Compact Commission relating to investigations and legal expenses resulting from litigation between the State of Texas and the State of New Mexico over the equitable distribution of water according to the Rio Grande Compact.
- (b) Included in the amounts appropriated above in Strategy E.1.4, Rio Grande River Compact, is \$10,079,781. The Commission on Environmental Quality (TCEQ) shall report the use of these funds and the status of the litigation 30 days following each quarter of the fiscal year. Additional information requested by the Legislative Budget Board regarding the report submitted by the commission shall be provided in a timely manner.
- (c) It is the intent of the legislature, to the extent permitted by federal and state law, that funds appropriated above in Strategy E.1.4, Rio Grande River Compact, be utilized to ensure that all costs related to the litigation between the State of Texas and the State of New Mexico over the equitable distribution of water according to the Rio Grande Compact, estimated to be \$41,875,643, be recovered and deposited to the credit of the General Revenue Fund.
- (d) The Legislative Budget Board may use prior approval authority as provided by Texas Constitution, Article 16, Section 69 and notify the Comptroller of Public Accounts to withhold further expenditure of funds appropriated to the agency for litigation expenses if a determination is made by the Legislative Budget Board that previous expenditure of these funds has been inappropriate.

26. Barnett Shale Permit By Rule Study. The Commission on Environmental Quality (TCEQ) is not authorized to expend any funds appropriated in this Act to implement a rule that would extend 30 Texas Administrative Code, Section 106.352, Oil and Gas Handling Production Facilities, Rule Project No. 2010-018-106-PR ("Barnett Shale permit by rule") to oil and gas sources located outside the 23-county area of the Barnett Shale identified in subsection (a)(1) of the Barnett Shale permit by rule region ("Barnett Shale Region") until after August 31, 2023, and until after the agency conducts a study and files a report with the Legislature on the economic impact of extending the provisions of the Barnett Shale permit by rule to other areas of the state. Such a study may be funded through (1) grants, awards, or other gifts made to the TCEQ for that purpose; (2) funds directed to this study through supplemental environmental projects; or (3) by the use of the Texas Emissions Reduction Plan funds, as available. The study shall:

- (a) Be based on data collected during the 18-month period following initial implementation of the Barnett Shale permit by rule in the Barnett Shale Region;
- (b) Assess the technical feasibility and economic reasonableness of the implementation of the Barnett Shale permit by rule in geographic areas outside of the Barnett Shale Region, including an assessment of the economic impacts on the oil and gas industry and the Texas economy; and
- (c) Assess any other factors the TCEQ deems relevant.

Nothing in this rider shall be construed to limit the TCEQ's authority to develop a permit by rule or other authorization for planned maintenance, startup, and shutdown emissions from oil and gas sources located outside the Barnett Shale Region.

27. Expedited Processing of Permit Applications.

- (a) Included in amounts appropriated above out of the General Revenue-Dedicated Clean Air Account No. 151 in Strategy A.2.1, Air Quality Permitting, is \$2,250,000 for the biennium from surcharges assessed in accordance with Health and Safety Code, Section 382.05155 for the expedited processing of air permit applications for the biennium for contract labor,

COMMISSION ON ENVIRONMENTAL QUALITY
(Continued)

overtime and compensatory pay, or other costs incurred to support the expedited processing of permit applications. The Commission on Environmental Quality (TCEQ) is authorized to compensate employees who perform expedited air permits twice the hourly rate for time worked in excess of their regularly scheduled work hours. For the purposes of the expedited permit process, the TCEQ is exempt from provisions of Article IX relating to the inclusion of temporary or contract workers in the calculation of the number of Full-Time Equivalent (FTE) positions.

In addition to the amounts appropriated above out of the General Revenue-Dedicated Clean Air Account No. 151 in Strategy A.2.1, Air Quality Permitting, the TCEQ is appropriated all fee revenues collected and deposited to the account from expedited permit review surcharges assessed in accordance with Health and Safety Code, Section 382.05155 (estimated to be \$0) in excess of the Comptroller's Biennial Revenue Estimate. These funds are provided for costs incurred to support the expedited permitting process. Any unexpended balances remaining in these appropriations on August 31, 2024, in this appropriation are appropriated for the same purposes for the fiscal year beginning on September 1, 2024.

- (b) TCEQ shall provide a report detailing fee revenues collected and deposited to General Revenue-Dedicated Clean Air Account No. 151 from expedited permit review surcharges assessed in accordance with Health and Safety Code Section 382.05155 for each respective fiscal year to the Comptroller of Public Accounts and the Legislative Budget Board no later than the end of the second business week in March and June (for the second and third quarters) and no later than 14 business days after the end of the fourth quarter.

- 28. Texas Emissions Reduction Plan (TERP) Annual Report.** In addition to other reporting requirements, the Commission shall produce an annual report on its expenditures, number of projects, and the estimated pollution reduced, and the cost-effectiveness of each program authorized as part of TERP that are spent out of the TERP Trust Fund. The report must include an analysis of the report by the Texas Department of Transportation (TxDOT) on the use of TERP funds for congestion mitigation and air quality improvement projects in nonattainment areas and affected counties. The annual report must be delivered to the Legislative Budget Board, and Governor's Office by December 1 of each year.
- 29. Air Monitoring Staff.** It is the intent of the Legislature that out of amounts appropriated above in Strategy A.1.1, Air Quality Assessment and Planning, \$250,000 each fiscal year in General Revenue- Dedicated Clean Air Account No. 151 shall be used to fund 4.0 FTEs included in the number of Full-Time-Equivalents above to operate the agency's mobile air monitoring units in coastal regions.
- 30. Sunset Contingency.⁵** Funds appropriated above for fiscal year 2025 for the Commission on Environmental Quality are made contingent on the continuation of the Commission on Environmental Quality by the Eighty-eighth Legislature, Regular Session, 2023. In the event that the agency is not continued, the funds appropriated for fiscal year 2024, or as much of thereof as may be necessary, are to be used to provide for the phase out of agency operations.
- 31. Study on Uranium Deposits in this State.**
- (a) Out of funds appropriated above to the Commission on Environmental Quality for the state fiscal biennium ending August 31, 2025, that may be used for that purpose, the commission, in conjunction with the Texas A&M University - Kingsville, shall conduct a study on the uranium deposits in this state and how utilizing those deposits could lessen the United States' reliance on foreign sources of uranium.
 - (b) Not later than December 1, 2024, the commission shall submit to the Governor, Lieutenant Governor, and Speaker of the House of Representatives a report that includes the findings of the study and any recommendations for legislative or other action. The report must include recommendations for legislative or regulatory changes and potential economic incentive programs to support the uranium mining industry in this state.
- 32. Contingency for House Bill 4256.¹** Amounts appropriated above to the Texas Commission on Environmental Quality include the following appropriations and FTEs in strategy A.1.2, Water Resource Assessment and Planning, contingent on the enactment of House Bill 4256, or similar legislation, relating to the establishment of a grant program to plug leaking water wells in certain counties by the Eighty-eighth Legislature, Regular Session:

COMMISSION ON ENVIRONMENTAL QUALITY
(Continued)

- (a) \$10,000,000 from General Revenue in fiscal year 2024 for the purpose of depositing these funds to the credit of the new Leaking Water Wells Fund established by House Bill 4256, or similar legislation; and
- (b) \$200,000 in fiscal year 2024 and \$408,156 in fiscal year 2025 from the Leaking Water Wells Fund and 2.0 FTEs in fiscal year 2025 to implement the provisions of the legislation.

¹ Incorporates Article IX, Section 18.34, of this Act, due to enactment of HB 4256, 88th Legislature, Regular Session, relating to the establishment of a grant program to plug leaking water wells, resulting in increases of \$10,000,000 in FY 2024 out of General Revenue and \$200,000 in FY 2024 and \$408,156 in FY 2025 out of the Leaking Water Wells Fund, and 2.0 FTEs in FY 2025.

² Incorporates Article IX, Section 17.18, Bays and Estuaries, of this Act, resulting in an increase of \$1,400,000 out of General Revenue in each fiscal year of the biennium.

³ Incorporates Article IX, Section 18.57, of this Act, due to enactment of SB 1397, 88th Legislature, Regular Session, relating to the continuation of the Texas Commission on Environmental Quality, resulting in increases of \$862,528 in FY 2024 and \$352,078 in FY 2025 out of General Revenue-Dedicated Clean Air Account No. 151; \$1,122,534 in FY 2024 and \$594,384 in FY 2025 out of General Revenue-Dedicated Water Resource Management Account No. 153; \$1,267,994 in FY 2024 and \$865,264 in FY 2025 out of General Revenue-Dedicated Solid Waste Management Account No. 549; \$542,798 in FY 2024 and \$366,648 in FY 2025 out of General Revenue-Dedicated Petroleum Storage Tank Remediation Account No. 655, affecting several strategies. In addition, incorporates 28.0 FTEs in each year of the biennium. The Capital Budget is adjusted accordingly.

⁴ Incorporates the enactment of HB 3461, 88th Legislature, Regular Session, relating to the creation and re-creation of funds and accounts, the dedication and rededication of revenue and allocation of accrued interest on dedicated revenue, and the exemption of unappropriated money from use for general governmental purposes, resulting in an increase out of General Revenue-Dedicated General Revenue Waste Management Account No. 549 of \$5,493,162 in FY 2024 and \$5,493,162 in FY 2025 and a decrease out of General Revenue-Dedicated Solid Waste Disposal Account No. 5000 of \$5,493,162 in FY 2024 and \$5,493,162 in FY 2025.

⁵ SB 1397, 88th Legislature Regular Session, relating to the continuation and functions of the Texas Commission on Environmental Quality, was passed and enacted, resulting in the continuation of the agency through September 1, 2035.

⁶ Modified to reflect technical correction to remove General Revenue-Dedicated Solid Waste Disposal Account No. 5000 due to the enactment of HB 3461, 88th Legislature, Regular Session, from the listing of authorized Methods of Financing in Rider 11, Reallocation of Revenue and Balances for certain Accounts.

GENERAL LAND OFFICE AND VETERANS' LAND BOARD

	For the Years Ending	
	August 31, 2024	August 31, 2025
	<u> </u>	<u> </u>
Method of Financing:		
General Revenue Fund	\$ 974,104,847	\$ 15,283,416
<u>General Revenue Fund - Dedicated</u>		
Coastal Protection Account No. 027	\$ 11,296,415	\$ 11,567,336
Coastal Public Lands Management Fee Account No. 450	261,860	272,966
Alamo Complex Account No. 5152 ¹	12,217,285	5,088,715
Coastal Erosion Response Fund No. 5176	<u>44,941,359</u>	<u>15,058,641</u>
Subtotal, General Revenue Fund - Dedicated	\$ 68,716,919	\$ 31,987,658
Federal Funds	\$ 835,726,687	\$ 375,153,935
<u>Other Funds</u>		
Permanent School Fund No. 044	\$ 29,793,286	\$ 28,579,788
Texas Veterans Homes Administration Fund No. 374	101,595,000	28,711,000
Veterans Land Program Administration Fund No. 522	25,736,920	26,716,550
Appropriated Receipts	72,417,040	59,846,316
Interagency Contracts	114,953	117,114
License Plate Trust Fund Account No. 0802, estimated	<u>22,266</u>	<u>22,266</u>
Subtotal, Other Funds	<u>\$ 229,679,465</u>	<u>\$ 143,993,034</u>
Total, Method of Financing	<u>\$ 2,108,227,918</u>	<u>\$ 566,418,043</u>

GENERAL LAND OFFICE AND VETERANS' LAND BOARD
(Continued)

This bill pattern represents an estimated 52% of this agency's estimated total available funds for the biennium.

Number of Full-Time-Equivalents (FTE):	856.0	856.0
Schedule of Exempt Positions:		
Land Commissioner, Group 5	\$140,938	\$140,938
Items of Appropriation:		
A. Goal: ENHANCE STATE ASSETS		
Enhance State Assets and Revenues by Managing State-owned Lands.		
A.1.1. Strategy: ENERGY LEASE MANAGEMENT & REV AUDIT	\$ 7,119,181	\$ 7,173,181
Assess State Lands' Revenue Potential & Manage Energy Leases/Revenues.		
A.1.2. Strategy: ENERGY MARKETING	649,721	649,721
A.1.3. Strategy: DEFENSE AND PROSECUTION	2,385,764	2,385,764
Royalty and Mineral Lease Defense and Prosecution.		
A.1.4. Strategy: COASTAL AND UPLANDS LEASING	3,285,052	3,285,052
Coastal and Uplands Leasing and Inspection.		
A.2.1. Strategy: ASSET MANAGEMENT	17,314,379	15,209,644
PSF & State Agency Real Property Evaluation/Acquisition/Disposition.		
A.2.2. Strategy: SURVEYING AND APPRAISAL	2,182,869	2,180,832
PSF & State Agency Surveying and Appraisal.		
A.3.1. Strategy: PRESERVE & MAINTAIN ALAMO COMPLEX¹	<u>412,159,501</u>	<u>5,836,051</u>
Preserve and Maintain the Alamo and Alamo Complex.		
Total, Goal A: ENHANCE STATE ASSETS	\$ 445,096,467	\$ 36,720,245
B. Goal: PROTECT THE COASTAL ENVIRONMENT		
Protect the Environment, Promote Wise Resource Use, and Create Jobs.		
B.1.1. Strategy: COASTAL MANAGEMENT	\$ 572,918,059	\$ 18,761,745
B.1.2. Strategy: COASTAL EROSION CONTROL PROJECTS	118,249,647	58,293,405
B.2.1. Strategy: OIL SPILL RESPONSE	6,060,338	6,040,337
B.2.2. Strategy: OIL SPILL PREVENTION	<u>4,500,133</u>	<u>4,469,634</u>
Total, Goal B: PROTECT THE COASTAL ENVIRONMENT	\$ 701,728,177	\$ 87,565,121
C. Goal: VETERANS' LAND BOARD (VLB)		
Provide Benefit Programs to Texas Veterans.		
C.1.1. Strategy: VETERANS' LOAN PROGRAMS	\$ 20,617,028	\$ 20,671,423
C.1.2. Strategy: VETERANS' HOMES	104,520,845	32,239,691
State Veterans' Homes.		
C.1.3. Strategy: VETERANS' CEMETERIES	<u>7,023,692</u>	<u>7,023,692</u>
State Veterans' Cemeteries.		
Total, Goal C: VETERANS' LAND BOARD (VLB)	\$ 132,161,565	\$ 59,934,806
D. Goal: DISASTER RECOVERY		
Oversee Housing and Infrastructure Disaster Recovery.		
D.1.1. Strategy: HOUSING PROJECTS & ACTIVITIES	\$ 176,467,134	\$ 117,845,643
Oversee Housing Projects and Activities.		
D.1.2. Strategy: INFRASTRUCTURE PROJECTS/ACTIVITIES	<u>649,447,950</u>	<u>257,551,745</u>
Oversee Infrastructure Projects and Activities.		
Total, Goal D: DISASTER RECOVERY	\$ 825,915,084	\$ 375,397,388
E. Goal: SALARY ADJUSTMENTS		
E.1.1. Strategy: SALARY ADJUSTMENTS	<u>\$ 3,326,625</u>	<u>\$ 6,800,483</u>
Grand Total, GENERAL LAND OFFICE AND VETERANS' LAND BOARD	<u>\$ 2,108,227,918</u>	<u>\$ 566,418,043</u>

GENERAL LAND OFFICE AND VETERANS' LAND BOARD
(Continued)

Object-of-Expense Informational Listing:

Salaries and Wages	\$ 73,473,944	\$ 76,949,865
Other Personnel Costs	1,346,654	1,346,728
Professional Fees and Services	799,858,929	199,673,597
Fuels and Lubricants	211,034	211,034
Consumable Supplies	278,282	276,782
Utilities	1,165,034	1,164,934
Travel	1,039,284	1,034,237
Rent - Building	4,322,631	6,763,631
Rent - Machine and Other	398,088	666,388
Other Operating Expense	578,848,916	22,372,211
Grants	645,578,374	254,278,388
Capital Expenditures	<u>1,706,748</u>	<u>1,680,248</u>

Total, Object-of-Expense Informational Listing \$ 2,108,227,918 \$ 566,418,043

Estimated Allocations for Employee Benefits and Debt Service Appropriations Made Elsewhere in this Act:

Employee Benefits

Retirement	\$ 8,353,723	\$ 8,722,709
Group Insurance	12,351,598	12,586,122
Social Security	6,711,119	7,008,128
Benefits Replacement	<u>25,901</u>	<u>20,695</u>

Total, Estimated Allocations for Employee Benefits and Debt Service Appropriations Made Elsewhere in this Act \$ 27,442,341 \$ 28,337,654

1. Performance Measure Targets. The following is a listing of the key performance target levels for the General Land Office and Veterans' Land Board. It is the intent of the Legislature that appropriations made by this Act be utilized in the most efficient and effective manner possible to achieve the intended mission of the General Land Office and Veterans' Land Board. In order to achieve the objectives and service standards established by this Act, the General Land Office and Veterans' Land Board shall make every effort to attain the following designated key performance target levels associated with each item of appropriation.

	<u>2024</u>	<u>2025</u>
A. Goal: ENHANCE STATE ASSETS		
Outcome (Results/Impact):		
Percent of Permanent School Fund Uplands Acreage Leased	90%	90%
A.1.1. Strategy: ENERGY LEASE MANAGEMENT & REV AUDIT		
Output (Volume):		
Amount of Revenue from Audits/Lease Reconciliations	15,000,000	15,000,000
A.1.2. Strategy: ENERGY MARKETING		
Output (Volume):		
Average Monthly Volume of Gas Sold in Million British Thermal Units	1,028,483	1,028,483
A.1.4. Strategy: COASTAL AND UPLANDS LEASING		
Output (Volume):		
Annual Revenue from Uplands Surface Leases	4,500,000	4,500,000
Annual Revenue from Coastal Leases	4,100,000	4,100,000
A.3.1. Strategy: PRESERVE & MAINTAIN ALAMO COMPLEX		
Output (Volume):		
Number of Alamo Shrine Visitors	285,000	950,000
Number of Alamo Gift Shop Visitors	330,000	1,100,000
Alamo Gift Shop Revenue in Dollars Less Cost of Sales	1,387,768	2,507,801
Efficiencies:		
Alamo Operational Costs Per Visitor (In Dollars)	16.47	4.94
Alamo Net Revenue Per Visitor (In Dollars)	6.52	2.74
B. Goal: PROTECT THE COASTAL ENVIRONMENT		
Outcome (Results/Impact):		
Percent of Eroding Shorelines Maintained, Protected or Restored for Gulf Beaches and Other Shorelines	10%	15%
Percent of Texas Coastal Recreational Beach Waters Not Meeting Water Quality Standards	20%	20%
B.1.1. Strategy: COASTAL MANAGEMENT		
Output (Volume):		
Number of Coastal Management Program Grants Awarded	25	25

GENERAL LAND OFFICE AND VETERANS' LAND BOARD
(Continued)

B.1.2. Strategy: COASTAL EROSION CONTROL PROJECTS		
Explanatory:		
Cost/Benefit Ratio for Coastal Erosion Planning and Response Act Projects	3.4	3.4
B.2.1. Strategy: OIL SPILL RESPONSE		
Output (Volume):		
Number of Oil Spill Responses	665	665
B.2.2. Strategy: OIL SPILL PREVENTION		
Output (Volume):		
Number of Prevention Activities - Vessels	1,603	1,603
Number of Derelict Vessels Removed from Texas Coastal Waters	30	30
Explanatory:		
Number of Derelict Vessels in Texas Coastal Waters	100	100
C. Goal: VETERANS' LAND BOARD (VLB)		
Outcome (Results/Impact):		
Percent of Total Loan Income Used for Administrative Purposes	12%	13%
Percent of Delinquent Veterans Land Board Land Program Loans Removed from Forfeiture	65%	65%
C.1.1. Strategy: VETERANS' LOAN PROGRAMS		
Output (Volume):		
Number of Land and Home Improvement Loans Funded by the Veterans Land Board	1,100	1,100
C.1.2. Strategy: VETERANS' HOMES		
Output (Volume):		
Occupancy Rate at Veterans Homes	80%	90%
D. Goal: DISASTER RECOVERY		
D.1.1. Strategy: HOUSING PROJECTS & ACTIVITIES		
Output (Volume):		
Number of Completed Disaster Recovery Housing Projects	3,271	552
Number of Housing Activities That Are Considered Closed	624	113
Total Number of M&QA Onsite Reviews Conducted	100	75
Total Number of M&QA Desk Reviews Conducted	75	50
D.1.2. Strategy: INFRASTRUCTURE PROJECTS/ACTIVITIES		
Output (Volume):		
Number of Completed Disaster Recovery Infrastructure Projects	167	102
Number of Completed Infrastructure Activities That Are Considered Closed	4	2

2. Capital Budget. Funds appropriated above may be expended for capital budget items listed below. The amounts identified for each item may be adjusted or expended on other capital expenditures, subject to the aggregate dollar restrictions on capital budget expenditures provided in the General Provisions of this Act. Notwithstanding Article IX capital budget limitations, calculation of the agency's aggregate total applies only to non-federal methods of finance. The agency shall notify the Legislative Budget Board and the Comptroller of Public Accounts thirty days before expending funds on any capital expenditure not specifically authorized below.

	<u>2024</u>	<u>2025</u>
a. Acquisition of Information Resource Technologies		
(1) Combined Systems Upgrade	\$ 240,000	\$ 264,000
(2) PC and Laptop Replacement	495,000	495,000
(3) Server Rotation & Resiliency Project	<u>186,500</u>	<u>186,500</u>
Total, Acquisition of Information Resource Technologies	\$ 921,500	\$ 945,500
b. Transportation Items		
(1) Boats - Replacement	\$ 85,000	\$ 65,000
c. Acquisition of Capital Equipment and Items		
(1) Equipment - Replacement	\$ 139,000	\$ 108,500
d. Data Center/Shared Technology Services		
(1) Data Center Services (DCS)	<u>\$ 1,600,000</u>	<u>\$ 1,760,000</u>
Total, Capital Budget	<u>\$ 2,745,500</u>	<u>\$ 2,879,000</u>

GENERAL LAND OFFICE AND VETERANS' LAND BOARD
(Continued)

Method of Financing (Capital Budget):

GR Dedicated - Coastal Protection Account No. 027	\$ 224,000	\$ 173,500
Federal Funds	\$ 1,300,883	\$ 1,412,883
<u>Other Funds</u>		
Permanent School Fund No. 044	\$ 726,500	\$ 750,500
Veterans Land Program Administration Fund No. 522	<u>494,117</u>	<u>542,117</u>
Subtotal, Other Funds	<u>\$ 1,220,617</u>	<u>\$ 1,292,617</u>
Total, Method of Financing	<u>\$ 2,745,500</u>	<u>\$ 2,879,000</u>

3. **Per Diem: Boards, Commissions, and Councils.** Citizen members of the School Land Board, Veterans' Land Board, Boards for Lease, and the Coastal Coordination Advisory Committee may be paid per diem at a rate not to exceed the amount established elsewhere in this Act and actual expenses from funds appropriated above.
4. **Appropriation Source: Veterans' Land Program.** In addition to amounts appropriated above, all amounts necessary from the Veterans' Land Administration Fund No. 522 and the Veterans' Home Administration Fund No. 374 are appropriated to administer the Veterans' Land Program, Veterans' Housing Assistance Program, State Veterans' Homes, and Veterans' Cemeteries, including the amounts incurred in issuing bonds, in compensating a Housing Program Administrator, and in paying contracts for services rendered in administering the land and housing programs, as created and authorized by Article III, Section 49b of the Texas Constitution, as amended and Chapter 164 of the Natural Resources Code.
5. **Appropriation: Defense of Title to Permanent School Fund Real Property and Prosecution of Mineral Lease Claims or Cases.** Included in amounts appropriated above in Strategy A.1.3, Defense and Prosecution, is \$2,325,764 in each fiscal year of the 2024-25 biennium in Appropriated Receipts from funds recovered for the Permanent School Fund by the General Land Office from the prosecution of Relinquishment Act, royalty deficiency and other mineral lease claims or cases. Such funds are to be used for the defense of title to Permanent School Fund real property, and the prosecution of Relinquishment Act, royalty deficiency and other mineral lease claims or cases.
6. **Appropriation: Easement Fees for Use of State-owned Riverbeds.** Included in the amounts appropriated above in Strategy A.1.4, Coastal and Uplands Leasing, are all unencumbered balances on hand as of August 31, 2023, (not to exceed \$100,000 in Appropriated Receipts). In addition to amounts appropriated above, all amounts collected in Appropriated Receipts as easement fees for use of state-owned riverbeds pursuant to Section 51.297, Natural Resources Code, or agency rules, during the biennium beginning September 1, 2023, (estimated to be \$0) are appropriated for the biennium beginning on September 1, 2023, for the removal or improvement of unauthorized structures on Permanent School Fund real property.
7. **Reporting Requirements: Veterans' Land Board Loan Programs.** From amounts appropriated above, the General Land Office and Veterans' Land Board shall submit to the Bond Review Board on a semi-annual basis financial information on the Veterans' Land Board Housing and Land Loan Programs in a format requested by the Bond Review Board. This information will include the current and historical program cash flows for the last five fiscal years; a comparison of the net revenues of the programs to the debt service on the bonds; a comparison of actual to forecasted loan and investment income; and the number and dollar amount of foreclosures as a percentage of all active loans in the programs.
8. **Appropriation: Shared Project Funds.** Included in amounts appropriated above out of Appropriated Receipts in Strategy B.1.2, Coastal Erosion Control Projects, are estimated receipts for shared project funds received in accordance with Natural Resources Code, Chapter 33, Subchapter H, Section 33.603(c)(1) and Section 33.604 (estimated to be \$6,000,000 over the biennium).
9. **Appropriation of Receipts: Real Property Sales and Mineral Royalties.** In addition to the amounts appropriated above, the General Land Office is appropriated all additional receipts from real property sales of the Real Estate Special Fund Account of the Permanent School Fund (PSF)

GENERAL LAND OFFICE AND VETERANS' LAND BOARD
(Continued)

No. 44 conducted by the General Land Office, all revenue received from the sale or lease of PSF land or real property holdings, and all receipts received from mineral or royalty interests or other interests, including revenue received from the lease of mineral estate in riverbeds, channels, and the areas within tidewater limits, including islands, lakes, bays, and the bed of the sea which belong to the state for the purpose of purchasing fee or lesser interests in real property for the use and benefit of the PSF, for the purpose of purchasing easements for access to PSF land as authorized by Natural Resources Code Section 11.079, and for all purposes allowed under Natural Resources Code Section 51.402.

- 10. Appropriation: Receipts and Account Balances for Surface Damages.** Included in the amounts appropriated above out of the Permanent School Fund No. 44 in Strategy A.2.1, Asset Management, is \$6,803,000 in each fiscal year of the biennium beginning on September 1, 2023, in receipts collected as surface damages pursuant to Natural Resources Code Sections 52.297, 53.115, 31.051, 51.291, 51.295, and 51.296. Such funds are appropriated for the purpose of funding conservation or reclamation projects, making permanent improvements on Permanent School Fund (PSF) real property, and making grants to a lessee of PSF real property for these purposes and for the purpose of purchasing easements for access to PSF land, as authorized by Natural Resources Code Section 11.079, and for maintaining and removing debris from a public beach within threatened areas included in a declared natural disaster, as authorized in Natural Resources Code, Section 61.067. In addition to the amounts appropriated above, additional revenues received from surface damage receipts during the biennium beginning on September 1, 2023, (estimated to be \$0) and surface damage receipts collected in the biennium beginning on September 1, 2021, that have not lapsed to the Real Estate Special Fund Account after two years from the date of collection as authorized in Natural Resources Code Section 53.155(e) are appropriated to the General Land Office for the same purposes.
- 11. Marketing, Acquisition, Disposition, and Management of Real Property Purchased by the Permanent School Fund.** Included in the amounts appropriated above out of the Permanent School Fund (PSF) No. 44 in Strategy A.2.1, Asset Management, are funds generated by the leasing of (PSF) real property surface interests to pay reasonable and necessary costs incurred by the General Land Office for the marketing, acquisition, disposition, and management of real property purchased with proceeds of the PSF (estimated to be \$2,014,862 in each fiscal year).
- 12. State Energy Marketing Program.** It is the intent of the Legislature that the General Land Office use a portion of the revenue from real property sales of the Permanent School Fund (PSF) and all receipts from the lease of PSF real property for mineral development, including royalties from existing and future active mineral leases of PSF land, to manage the State Gas Program within the State Energy Marketing Program as authorized by Natural Resources Code Section 31.401 and Utilities Code Sections 101.009 and 104.2545.

It is the intent of the Legislature that the General Land Office use only revenue generated from royalties taken in kind, as provided by Sections 52.133(f), 53.026, and 53.077, Natural Resources Code, to purchase power and to manage the State Power Program within the State Energy Marketing Program as authorized by Natural Resources Code Section 31.401 and Utilities Code Sections 101.009 and 104.2545.
- 13. Interagency Contract with the Texas Veterans Commission.** Included in the amounts appropriated above to the General Land Office and Veterans' Land Board out of Interagency Contracts in Strategy C.1.1, Veterans' Loan Programs, is \$72,053 in fiscal year 2024 and \$74,214 in fiscal year 2025 from a contract established between the General Land Office and Veterans' Land Board and the Texas Veterans Commission (TVC) to fund operations of the TVC Call Center. Pursuant to Natural Resources Code Section 161.076, the General Land Office and Veterans' Land Board and the Texas Veterans Commission shall enter into a memorandum of understanding regarding the funding and operations of the Veterans Commission Call Center.
- 14. CDBG Disaster Reporting Requirement.** The General Land Office (GLO) shall provide a quarterly report to the Governor, the Legislative Budget Board, the House Appropriations Committee, the Senate Finance Committee, and to those members of the Legislature representing counties eligible for Community Development Block Grant (CDBG) Disaster funding, detailing the receipt and expenditures of CDBG disaster funds received by the GLO.

GENERAL LAND OFFICE AND VETERANS' LAND BOARD

(Continued)

15. Alamo and Alamo Complex Preservation, Maintenance, and Operations.

- (a) Included in the amounts appropriated above in Strategy A.3.1, Preserve and Maintain the Alamo and the Alamo Complex, is \$12,217,285 in fiscal year 2024 and \$5,088,715 in fiscal year 2025 out of the General Revenue-Dedicated Alamo Complex Account No. 5152. In addition to these amounts appropriated above and pursuant to Natural Resources Code, Section 31.454, all remaining balances each fiscal year (estimated to be \$0) and amounts deposited into the General Revenue-Dedicated Alamo Complex Account No. 5152 each fiscal year above the Comptroller's Biennial Revenue Estimate (estimated to be \$0), are appropriated above to the General Land Office and Veterans' Land Board in Strategy A.3.1, Preserve and Maintain the Alamo and the Alamo Complex, for the purposes authorized in Natural Resources Code, Chapter 31, Subchapter I.
- (b) Included in amounts appropriated above out of General Revenue funds in Strategy A.3.1, Preserve and Maintain the Alamo and the Alamo Complex, is \$400,000,000 to implement the Master Plan for the Alamo and Alamo Complex and for the preservation, maintenance, and operation of the Alamo and Alamo Complex. Appropriations governed by this subsection may not be transferred or used for any other purpose. Any unobligated and unexpended balances as of August 31, 2024, in the appropriations made to the General Land Office and Veterans' Land Board in Strategy A.3.1, Preserve and Maintain the Alamo and Alamo Complex, are appropriated for the same purpose for the fiscal year beginning September 1, 2024.

16. Transfer Authority. Notwithstanding limitations on appropriation transfers contained in the General Provisions of this Act, the General Land Office and Veterans' Land Board is authorized to direct agency resources within the General Land Office and Veterans' Land Board and transfer such amounts appropriated above between strategy line items between Strategies D.1.1, Housing Projects and Activities, and D.1.2, Infrastructure Projects and Activities, for disaster recovery functions.

17. Unexpended Balances Within the Biennium. Any unobligated and unexpended balances as of August 31, 2024, in the appropriations made to the General Land Office and Veterans' Land Board are appropriated for the same purpose for the fiscal year beginning September 1, 2024.

18. Coastal Construction.

- (a) Amounts appropriated in Strategy B.1.1, Coastal Management, include Federal Funds estimated to be \$5,310,015 and Appropriated Receipts estimated to be \$29,942,732 in the 2024-25 biennium. It is the intent of the Legislature that the Comptroller may account for the amounts appropriated in Strategy B.1.1, Coastal Management, as construction projects; however, notwithstanding other provisions of this Act, including Article IX, Sec. 14.03, for purposes of controlling appropriation transfers, the amounts appropriated in Strategy B.1.1, Coastal Management, are not to be considered as a capital budget item.
- (b) Amounts appropriated in Strategy B.1.2, Coastal Erosion Control Projects, include Federal Funds estimated to be \$6,476,818 and Appropriated Receipts estimated to be \$95,837,190 in the 2024-25 biennium for the purpose of construction of erosion response projects undertaken pursuant to Natural Resources Code Subchapter H, Coastal Erosion. It is the intent of the Legislature that the Comptroller may account for the amounts appropriated in Strategy B.1.2, Coastal Erosion Control Projects, as construction projects; however, notwithstanding other provisions of this Act, including Article IX, Sec. 14.03, for purposes of controlling appropriation transfers, the amounts appropriated in Strategy B.1.2, Coastal Erosion Control Projects, are not to be considered as a capital budget item.

19. Unexpended Balances of Earned Federal Funds for Disaster Recovery Program.

Notwithstanding Article IX, Section 13.10, in addition to amounts appropriated above, any unobligated and unexpended balances remaining from Earned Federal Funds appropriations in Strategy D.1.1, Housing Projects and Activities, and D.1.2, Infrastructure Projects and Activities, as of August 31, 2023, are appropriated for the fiscal year beginning on September 1, 2023, (estimated to be \$0) in the same strategies for the purpose of funding salaries of federally funded positions, administrative, emergency housing, human health and safety costs prior to receiving federal reimbursement for expenses and federal disallowances.

GENERAL LAND OFFICE AND VETERANS' LAND BOARD

(Continued)

- 20. Contingency Appropriation for Disaster Recovery Program.** Amounts appropriated above include \$779,624 in fiscal year 2024 and \$779,624 in fiscal year 2025 in General Revenue in Strategy D.1.1, Housing Projects and Activities, to retain 10.0 FTEs each fiscal year contingent upon Federal Emergency Management Agency (FEMA) federal funds not being available to fund FEMA related costs at the General Land Office (GLO) for the Disaster Recovery Program. In the event that FEMA funding should not be available for this purpose, GLO may request approval by the Legislative Budget Board to expend these funds to retain the 10.0 FTEs each fiscal year. Upon approval, the Comptroller of Public Accounts shall make the funds available to GLO, and GLO may transfer amounts between Strategies D.1.1, Housing Projects and Activities, and D.1.2, Infrastructure Projects and Activities, as necessary to carry out the functions of the Disaster Recovery Program.
- 21. Galveston Park Board of Trustees for Beach Patrol Services.** Amounts appropriated above to the General Land Office and Veterans' Land Board from the General Revenue Fund in Strategy B.1.1, Coastal Management, include \$311,000 in fiscal year 2024 to provide a grant to the Galveston Park Board of Trustees for beach patrol services. Any unexpended balances remaining as of August 31, 2024, are appropriated for the same purposes in the fiscal year beginning September 1, 2024.
- 22. Gulf Coast Protection District (GCPD).** Amounts appropriated above in Strategy B.1.1, Coastal Management, include \$549,700,000 in fiscal year 2024 and \$300,000 in fiscal year 2025 from General Revenue that shall be used by the General Land Office and Veterans' Land Board (GLO) to provide funding to the Gulf Coast Protection District (GCPD) and to provide oversight and coordination with the GCPD.
- (a) The GLO shall use \$199,700,000 in fiscal year 2024 and \$300,000 in fiscal year 2025 from of this appropriation in fiscal year 2024 for the purpose of making a grant to the GCPD in the 2024-25 biennium. Included in this amount is \$300,000 and 3.0 FTEs each fiscal year at the GLO for the purpose of providing oversight and coordination with the GCPD. The GLO shall ensure that no more than 3.0 percent of the amount granted is expended by the GCPD for administrative and salary expenses. The disbursement of these funds to the GCPD shall only occur if the terms of the grant require the grantee, GCPD, to, at minimum:
- (1) Provide a report of budgeted and expended grant amounts by project or activity areas on an annual basis as defined by the GLO;
 - (2) Provide timelines for completion of projects on an annual basis as defined by the GLO; and
 - (3) Any other reasonable term deemed prudent by the GLO or pursuant to the terms of the Local Cooperation Agreement executed between the GLO and GCPD.
- (b) The GLO shall use the remaining \$350,000,000 in fiscal year 2024 solely for the purpose of making an additional grant to the GCPD during the 2024-25 biennium to provide state matching funds to meet federal requirements for studies and projects planned to be conducted in the state by the United States Army Corps of Engineers (USACE). The appropriation of state matching funds is contingent upon USACE requesting payments to cover non-federal cost share which may include the non-federal sponsor's real estate and in-kind work costs. The disbursement of state matching funds to the GCPD is also contingent upon the terms of the grant requiring the grantee, GCPD, to report the same information detailed above in Subsection (a)(1) through (a)(3).
- (c) The GCPD and the GLO shall abide by the terms of the Local Cooperation Agreement executed by the two parties in the disbursement of funds.
- (d) The cooperative agreements for the 2024-25 biennium for amounts appropriated in Strategy B.1.1, Coastal Management, for the purposes of grants to the GCPD must contemplate potential impacts to navigation safety and two-way traffic vessel movement as required in Subchapter B, Chapter 66, Transportation Code.
- (e) Any related unobligated and unexpended balances remaining as of August 31, 2024, are appropriated for the same purpose for the fiscal year beginning September 1, 2024.

GENERAL LAND OFFICE AND VETERANS' LAND BOARD

(Continued)

- (f) In addition to amounts appropriated above, any unobligated and unexpended balances for the GCPD remaining from 2022-23 appropriations in Strategy B.1.1, Coastal Management, as of August 31, 2023, are appropriated for the fiscal year beginning on September 1, 2023 (estimated to be \$0) in the same strategy for the purpose of funding GCPD expenses associated with implementing the Sabine to Galveston and Coastal Texas storm surge protection measures and to provide oversight and technical assistance where necessary.

23. Veterans' Programs Capital Projects.

- (a) Amounts appropriated above to the General Land Office and Veterans' Land Board in Strategy C.1.2, State Veterans' Homes and Strategy C.1.3, State Veterans' Cemeteries, from the Texas Veterans Homes Administration Fund No. 374, that are used for the purposes of Article III, Section 49b of the Texas Constitution are exempt from the capital budget provisions in Rider 2, Capital Budget, and Article IX, Section 14.03, Transfers - Capital Budget, except for the capital project expenditures including Acquisition of Information Resource Technologies, Transportation Items, and Data Center/Shared Technology Services.
- (b) The General Land Office and Veterans' Land Board shall report expenditures from the Texas Veterans Homes Administration Fund No. 374 for capital projects implemented pursuant to Article III, Section 49b of the Texas Constitution that are exempted under subsection (a) above in its Operating Budget and Legislative Appropriations Request.

24. Veterans' Bond Programs. General Land Office and Veterans' Land Board:

- (a) in accordance with Section 49-b of Article III of the Texas Constitution and Chapter 164 of the Natural Resources Code; is appropriated during each year of the biennium:
 - (1) all revenue of the state that is dedicated or appropriated to the Texas Veterans Homes Administration Fund No. 374 in accordance with Section 49-b of Article III of the Texas Constitution and Chapter 164 of the Natural Resources Code, and such funds shall be deposited as received into the Texas Veterans Homes Administration Fund No. 374;
 - (2) all available funds in the Texas Veterans Homes Administration Fund No. 374, including any investment income, for the purposes outlined in Section 49-b of Article III of the Texas Constitution and Chapter 164 of the Natural Resources Code;
 - (3) such amounts to be transferred to the Texas Veterans Homes Administration Fund No. 374 in accordance with Section 49-b of Article III of the Texas Constitution and Chapter 164 of the Natural Resources Code, as may be necessary to make payments when due on any bonds, notes, other obligations, or credit agreements issued or entered into pursuant to Section 49-b of Article III of the Texas Constitution and Chapter 164 of the Natural Resources Code, to the extent that the available funds in the Texas Veterans Homes Administration Fund No. 374 are insufficient for such purposes; and
 - (4) in addition to the estimated amounts of Texas Veterans Homes Administration Fund No. 374 Bond Proceeds listed above, any proceeds of additional bonds issued by the Texas General Land Office and Veterans' Land Board in a fiscal year or biennium as authorized by Article III of the Texas Constitution and Chapter 164 of the Natural Resources Code.
- (b) in accordance with Section 49-b of Article III of the Texas Constitution and Chapter 164 of the Natural Resources Code, is authorized during each fiscal year of the biennium to pay out of amounts appropriated above from the Texas Veterans Homes Administration Fund No. 374, or otherwise dedicated or appropriated to such fund or available therein, debt service and other amounts due under bonds, other public securities, and bond enhancement agreements that are issued or entered into to fund financial assistance programs authorized by Chapter 164 of the Natural Resources Code and that are secured by and payable from revenue deposited to the credit of the Texas Veterans Homes Administration Fund No. 374.

25. Texas State Veterans Cemetery in Lubbock, Texas. Amounts appropriated above to the General Land Office and Veterans' Land Board (GLO) in Strategy C.1.3, Veterans' Cemeteries, include \$1,082,000 in fiscal year 2024 and \$1,082,000 in fiscal year 2025 from the General Revenue Fund and 1.0 FTE each fiscal year to support operational and salary costs for the newly

GENERAL LAND OFFICE AND VETERANS' LAND BOARD
(Continued)

approved veterans cemetery in Lubbock, Texas. Any unobligated and unexpended balances remaining as of August 31, 2024, are appropriated for the same purpose in the fiscal year beginning September 1, 2024.

- 26. Texas State Veterans Homes (TSVH) Room Rate Freeze.** Amounts appropriated above to the General Land Office and Veterans' Land Board in Strategy C.1.2, Veterans' Homes, include \$4,650,000 in fiscal year 2024 and \$5,350,000 in fiscal year 2025 from General Revenue contingent upon the Veterans' Land Board Bond Funds Manager certifying that a nursing home resident room rate increase is necessary for the TSVH program to remain fiscally solvent and issuing a finding of fact to that effect to the Legislative Budget Board and the Comptroller of Public Accounts. Upon receiving the finding of fact, the contingent appropriation shall be made available to support increased operational costs within the homes during the 2024-25 biennium.
- 27. Appropriation: Coastal Erosion Response Account No. 5176.** Amounts appropriated above to the General Land Office and Veterans' Land Board (GLO) in Strategy B.1.2, Coastal Erosion Control Projects, include \$44,941,359 in fiscal year 2024 and \$15,058,641 in fiscal year 2025 from General Revenue-Dedicated Coastal Erosion Response Account No. 5176 for the purpose of administering the Coastal Erosion Planning and Response Act (CEPRA) program and to expand erosion response projects and studies.
- 28. Exemption from Certain Contract Management and Oversight Requirements.** General Land Office and Veterans' Land Board (GLO) Community Development and Revitalization Program contracts which utilize Federal Funds are exempt from the requirements of Article IX, Section 17.09(c)(1). The GLO shall submit a report to the Legislative Budget Board no later than September 1 of each fiscal year which identifies for each contract exempted by this rider:
- (a) the identification number;
 - (b) the subject;
 - (c) the vendor;
 - (d) the value; and
 - (e) the contract award date and projected end date.
- 29. Contingency for Senate Bill 2612 or House Bill 5417.¹** Contingent upon enactment of Senate Bill 2612, House Bill 5417, or similar legislation relating to the commissioning by the General Land Office of certain Alamo Complex rangers as peace officers, by the Eighty-eighth Legislature, Regular Session, the General Land Office and Veterans' Land Board shall use funds appropriated to the agency above in Strategy A.3.1, Preserve and Maintain the Alamo Complex, from General Revenue Dedicated Alamo Complex Account No. 5152 to implement provisions of the legislation.

¹ Incorporates Article IX, Section 18.74, of this Act, due to the enactment of Senate Bill 2612, 88th Legislature, Regular Session, relating to the commissioning by the General Land Office of certain Alamo complex rangers as peace officers, resulting in no appropriation increases.

LOW-LEVEL RADIOACTIVE WASTE DISPOSAL COMPACT COMMISSION

	For the Years Ending	
	August 31, 2024	August 31, 2025
Method of Financing:		
GR Dedicated - Texas Low Level Radioactive Waste Disposal Compact Commission Account No. 5151	\$ 498,227	\$ 498,227
Total, Method of Financing	\$ 498,227	\$ 498,227

LOW-LEVEL RADIOACTIVE WASTE DISPOSAL COMPACT COMMISSION
(Continued)

This bill pattern represents an estimated 100% of this agency's estimated total available funds for the biennium.

Items of Appropriation:

A. Goal: COMPACT ADMINISTRATION & OPERATIONS

Low-level Radioactive Waste Disposal Compact Commission Administration.

A.1.1. Strategy: COMPACT ADMINISTRATION & OPERATIONS

Low-Level Radioactive Waste Disposal Compact Commission Administration.

Grand Total, LOW-LEVEL RADIOACTIVE WASTE DISPOSAL COMPACT COMMISSION

Object-of-Expense Informational Listing:

Professional Fees and Services	\$ 328,500	\$ 328,500
Consumable Supplies	4,300	4,300
Utilities	3,750	3,750
Travel	49,000	49,000
Rent - Building	65,000	65,000
Other Operating Expense	47,677	47,677
Total, Object-of-Expense Informational Listing	\$ 498,227	\$ 498,227

1. Performance Measure Targets. The following is a listing of the key performance target levels for the Low-level Radioactive Waste Disposal Compact Commission. It is the intent of the Legislature that appropriations made by this Act be utilized in the most efficient and effective manner possible to achieve the intended mission of the Low-level Radioactive Waste Disposal Compact Commission. In order to achieve the objectives and service standards established by this Act, the Low-level Radioactive Waste Disposal Compact Commission shall make every effort to attain the following designated key performance target levels associated with each item of appropriation.

	2024	2025
A. Goal: COMPACT ADMINISTRATION & OPERATIONS		
Outcome (Results/Impact):		
The Activity Capacity in Curies Remaining in the Texas Low-level Radioactive Waste Disposal Compact Facility (Compact Facility) as a Percentage of the Total Available Curie Capacity at the Compact Facility	75%	74%
The Volumetric Capacity in Cubic Feet Remaining in the Texas Low - Level Radioactive Waste Disposal Compact Facility (Compact Facility) as a Percentage of the Available Capacity at the Facility	85%	85%

2. Exemption from Limitation on State Employment Levels. The Low-Level Radioactive Waste Disposal Compact Commission is exempt from limitations on state employment levels contained in Article IX, Sec. 6.10 of this Act.

3. Unexpended Balances within the Biennium. Any unobligated and unexpended balances in appropriations as of August 31, 2024, made to the Low-Level Radioactive Waste Disposal Compact Commission are appropriated for the same purpose for the fiscal year beginning September 1, 2024.

PARKS AND WILDLIFE DEPARTMENT

	For the Years Ending	
	August 31, 2024	August 31, 2025
Method of Financing:		
<u>General Revenue Fund</u>		
General Revenue Fund ¹	\$ 1,036,551,434	\$ 13,722,354
Sporting Goods Sales Tax - Transfer to State Parks Account No. 64	111,925,996	111,760,064

PARKS AND WILDLIFE DEPARTMENT
(Continued)

Sporting Goods Sales Tax - Transfer to Texas Recreation and Parks Account No. 467	12,087,262	12,105,823
Sporting Good Tax-Trans to: Lrg Cnty/Muni Rec/Parks Acct 5150	8,454,121	8,467,562
Sporting Goods Sales Tax - Transfer to Parks and Wildlife Conservation and Capital Acct No. 5004	61,148,993	54,351,007
Unclaimed Refunds of Motorboat Fuel Tax	20,159,540	20,159,540
Subtotal, General Revenue Fund	\$ 1,250,327,346	\$ 220,566,350
 <u>General Revenue Fund - Dedicated</u>		
Game, Fish and Water Safety Account No. 009 ²	\$ 141,291,232	\$ 123,009,813
State Parks Account No. 064 ²	30,795,121	33,994,974
Texas Recreation and Parks Account No. 467	57,602	116,594
Non-Game and Endangered Species Conservation Account No. 506	44,508	46,045
Lifetime License Endowment Account No. 544	10,125,226	125,226
Artificial Reef Account No. 679	2,089	4,227
Large County and Municipality Recreation and Parks Fund No. 5150	23,464	47,494
Deferred Maintenance Account No. 5166	1,596,439	0
Subtotal, General Revenue Fund - Dedicated	\$ 183,935,681	\$ 157,344,373
Federal Funds	\$ 69,817,516	\$ 64,488,438
 <u>Other Funds</u>		
Appropriated Receipts	\$ 4,872,487	\$ 4,150,400
Interagency Contracts	225,000	225,000
License Plate Trust Fund Account No. 0802, estimated	767,500	767,500
Subtotal, Other Funds	\$ 5,864,987	\$ 5,142,900
Total, Method of Financing	\$ 1,509,945,530	\$ 447,542,061

This bill pattern represents an estimated 99.9% of this agency's estimated total available funds for the biennium.

Number of Full-Time-Equivalents (FTE): 3,160.9 3,160.9

Schedule of Exempt Positions:
Executive Director, Group 8 \$299,813 \$299,813

Items of Appropriation:

A. Goal: CONSERVE NATURAL RESOURCES

Conserve Fish, Wildlife, and Natural Resources.

A.1.1. Strategy: WILDLIFE CONSERVATION Wildlife Conservation, Habitat Management, and Research.	\$ 36,778,304	\$ 36,778,304
A.1.2. Strategy: TECHNICAL GUIDANCE Technical Guidance to Private Landowners and the General Public.	9,292,666	9,292,666
A.1.3. Strategy: HUNTING AND WILDLIFE RECREATION Enhanced Hunting and Wildlife-related Recreational Opportunities.	2,342,451	2,342,451
A.2.1. Strategy: INLAND FISHERIES MANAGEMENT Inland Fisheries Management, Habitat Conservation, and Research.	16,638,472	16,578,472
A.2.2. Strategy: INLAND HATCHERIES OPERATIONS	7,635,480	7,635,480
A.2.3. Strategy: COASTAL FISHERIES MANAGEMENT Coastal Fisheries Management, Habitat Conservation and Research.	16,035,248	15,435,248
A.2.4. Strategy: COASTAL HATCHERIES OPERATIONS	3,972,043	3,972,043
Total, Goal A: CONSERVE NATURAL RESOURCES	\$ 92,694,664	\$ 92,034,664

B. Goal: ACCESS TO STATE AND LOCAL PARKS

B.1.1. Strategy: STATE PARK OPERATIONS State Parks, Historic Sites and State Natural Area Operations.	\$ 97,603,014	\$ 96,487,082
---	---------------	---------------

PARKS AND WILDLIFE DEPARTMENT
(Continued)

B.1.2. Strategy: PARKS MINOR REPAIR PROGRAM	11,209,946	11,209,946
B.1.3. Strategy: PARKS SUPPORT	6,741,460	6,741,460
B.2.1. Strategy: LOCAL PARK GRANTS ¹ Provide Local Park Grants.	40,804,930	19,836,931
B.2.2. Strategy: BOATING ACCESS AND OTHER GRANTS Provide Boating Access, Trails and Other Grants.	12,669,974	12,669,975
 Total, Goal B: ACCESS TO STATE AND LOCAL PARKS	 \$ 169,029,324	 \$ 146,945,394
 C. Goal: INCREASE AWARENESS AND COMPLIANCE Increase Awareness, Participation, Revenue, and Compliance.		
C.1.1. Strategy: ENFORCEMENT PROGRAMS Wildlife, Fisheries and Water Safety Enforcement/Education.	\$ 64,840,069	\$ 64,840,070
C.1.2. Strategy: TEXAS GAME WARDEN TRAINING CENTER	3,098,738	3,098,738
C.1.3. Strategy: LAW ENFORCEMENT SUPPORT Provide Law Enforcement Oversight, Management and Support.	3,733,773	3,733,773
C.2.1. Strategy: OUTREACH AND EDUCATION Outreach and Education Programs.	2,974,505	2,974,505
C.2.2. Strategy: PROVIDE COMMUNICATION PRODUCTS Provide Communication Products and Services.	5,811,397	5,811,397
C.3.1. Strategy: LICENSE ISSUANCE ² Hunting and Fishing License Issuance.	8,408,213	8,408,213
C.3.2. Strategy: BOAT REGISTRATION AND TITLING ²	1,960,169	1,960,169
 Total, Goal C: INCREASE AWARENESS AND COMPLIANCE	 \$ 90,826,864	 \$ 90,826,865
 D. Goal: MANAGE CAPITAL PROGRAMS		
D.1.1. Strategy: IMPROVEMENTS AND MAJOR REPAIRS Implement Capital Improvements and Major Repairs.	\$ 72,401,513	\$ 49,351,007
D.1.2. Strategy: LAND ACQUISITION	32,243,352	5,482,442
D.1.3. Strategy: INFRASTRUCTURE ADMINISTRATION Infrastructure Program Administration.	7,910,410	7,910,410
D.1.4. Strategy: CENTENNIAL PARKS CONSERVATION FUND ⁴	1,000,000,000	0
 Total, Goal D: MANAGE CAPITAL PROGRAMS	 \$ 1,112,555,275	 \$ 62,743,859
 E. Goal: INDIRECT ADMINISTRATION		
E.1.1. Strategy: CENTRAL ADMINISTRATION ²	\$ 10,774,304	\$ 10,774,304
E.1.2. Strategy: INFORMATION RESOURCES	18,412,398	17,881,286
E.1.3. Strategy: OTHER SUPPORT SERVICES	5,221,360	5,221,360
 Total, Goal E: INDIRECT ADMINISTRATION	 \$ 34,408,062	 \$ 33,876,950
 F. Goal: SALARY ADJUSTMENTS		
F.1.1. Strategy: SALARY ADJUSTMENTS	\$ 10,431,341	\$ 21,114,329
 Grand Total, PARKS AND WILDLIFE DEPARTMENT	 \$ 1,509,945,530	 \$ 447,542,061
Object-of-Expense Informational Listing:		
Salaries and Wages	\$ 208,035,482	\$ 219,011,139
Other Personnel Costs	5,950,765	5,950,765
Professional Fees and Services	9,513,801	9,402,689
Fuels and Lubricants	7,948,576	7,955,826
Consumable Supplies	2,736,115	2,736,615
Utilities	10,548,034	10,552,534
Travel	2,898,422	2,899,172
Rent - Building	3,477,957	3,477,957
Rent - Machine and Other	2,325,153	2,325,153
Other Operating Expense	89,054,431	87,378,767
Grants	57,299,389	34,570,480
Capital Expenditures	1,110,157,405	61,280,964
 Total, Object-of-Expense Informational Listing	 \$ 1,509,945,530	 \$ 447,542,061

PARKS AND WILDLIFE DEPARTMENT
(Continued)

Estimated Allocations for Employee Benefits and Debt Service Appropriations Made Elsewhere in this Act:

Employee Benefits

Retirement	\$ 19,403,963	\$ 20,542,606
Group Insurance	47,806,370	49,083,155
Social Security	15,952,783	16,872,212
Benefits Replacement	82,786	66,146

Subtotal, Employee Benefits \$ 83,245,902 \$ 86,564,119

Debt Service

TPFA GO Bond Debt Service	\$ 10,920,845	\$ 9,145,653
---------------------------	---------------	--------------

Total, Estimated Allocations for Employee Benefits and Debt Service Appropriations Made Elsewhere in this Act \$ 94,166,747 \$ 95,709,772

1. Performance Measure Targets. The following is a listing of the key performance target levels for the Parks and Wildlife Department. It is the intent of the Legislature that appropriations made by this Act be utilized in the most efficient and effective manner possible to achieve the intended mission of the Parks and Wildlife Department. In order to achieve the objectives and service standards established by this Act, the Parks and Wildlife Department shall make every effort to attain the following designated key performance target levels associated with each item of appropriation.

	2024	2025
A. Goal: CONSERVE NATURAL RESOURCES		
Outcome (Results/Impact):		
Percent of Total Land Acreage in Texas Managed to Enhance Wildlife through TPWD Approved Management Agreements	21.32%	21.54%
Percent of Fish and Wildlife Kills or Pollution Cases Resolved Successfully	65.69%	65.69%
A.1.1. Strategy: WILDLIFE CONSERVATION		
Output (Volume):		
Number of Wildlife Population Surveys Conducted	1,433	1,433
A.1.2. Strategy: TECHNICAL GUIDANCE		
Output (Volume):		
Number of Active TPWD-Approved Wildlife Management Plans with Private Landowners	8,953	9,114
Number of Active TPWD-Approved Management Agreements with Private Landowners	7,679	7,756
Number of Sites Participating in Managed Lands Deer Program (MLDP) Harvest Option	1,293	1,358
A.2.1. Strategy: INLAND FISHERIES MANAGEMENT		
Output (Volume):		
Number of Hours Spent Managing, Treating, Surveying or Providing Public Education on Aquatic Invasive Species	17,000	17,000
A.2.2. Strategy: INLAND HATCHERIES OPERATIONS		
Output (Volume):		
Number of Fingerlings Stocked - Inland Fisheries (in Millions)	13	13
A.2.3. Strategy: COASTAL FISHERIES MANAGEMENT		
Output (Volume):		
Number of Commercial Fishing Licenses Bought Back	45	45
A.2.4. Strategy: COASTAL HATCHERIES OPERATIONS		
Output (Volume):		
Number of Fingerlings Stocked - Coastal Fisheries (in Millions)	20	20
B. Goal: ACCESS TO STATE AND LOCAL PARKS		
Outcome (Results/Impact):		
Percent of Funded State Park Minor Repair Projects Completed	50%	75%
B.1.1. Strategy: STATE PARK OPERATIONS		
Explanatory:		
Number of Paid Park Visits (in Millions)	6.54	6.64
B.1.2. Strategy: PARKS MINOR REPAIR PROGRAM		
Output (Volume):		
Number of Funded State Park Minor Repair Projects Completed	127	214
B.2.1. Strategy: LOCAL PARK GRANTS		
Output (Volume):		
Number of Grant Assisted Projects Completed	38	32

PARKS AND WILDLIFE DEPARTMENT
(Continued)

C. Goal: INCREASE AWARENESS AND COMPLIANCE

Outcome (Results/Impact):

Percent of Public Compliance with Agency Rules and Regulations	98.2%	98.2%
--	-------	-------

C.1.1. Strategy: ENFORCEMENT PROGRAMS

Output (Volume):

Miles Patrolled in Vehicles (in Millions)	10.32	10.32
Number of Water Safety Hours	221,000	221,000
Number of Students Certified in Boater Education	33,275	33,275

C.2.1. Strategy: OUTREACH AND EDUCATION

Output (Volume):

Number of Students Certified in Hunter Education	55,000	55,000
--	--------	--------

C.3.1. Strategy: LICENSE ISSUANCE

Output (Volume):

Number of Combination Licenses Sold	659,652	666,248
-------------------------------------	---------	---------

D. Goal: MANAGE CAPITAL PROGRAMS

Outcome (Results/Impact):

Percent of Major Repair/Construction Projects Completed	70%	70%
---	-----	-----

2. Capital Budget. None of the funds appropriated above may be expended for capital budget items except as listed below. The amount shown below shall be expended only for the purposes shown and are not available for expenditure for other purposes. Amounts appropriated above and identified in this provision as appropriations either for "Lease Payments to the Master Lease Purchase" or for other items with an "(MLPP)" notation shall be expended only for the purpose of making lease-purchase payments to the Texas Public Finance Authority pursuant to the provisions of Government Code Section 1232.103.

	2024	2025
a. Acquisition of Land and Other Real Property		
(1) Land Acquisition	\$ 30,000,000	\$ 5,000,000
b. Construction of Buildings and Facilities		
(1) Construction and Major Repairs	\$ 23,517,528	\$ 3,545,661
(2) Deferred Maintenance	48,883,985	45,805,346
Total, Construction of Buildings and Facilities	\$ 72,401,513	\$ 49,351,007
c. Repair or Rehabilitation of Buildings and Facilities		
(1) Parks Minor Repair Program	\$ 10,314,400	\$ 10,314,400
d. Acquisition of Information Resource Technologies		
(1) Capital Information Technology	\$ 2,586,427	\$ 2,466,427
(2) Legacy Modernization - BRIT System	2,365,000	2,065,000
(3) Cybersecurity	689,999	689,999
Total, Acquisition of Information Resource Technologies	\$ 5,641,426	\$ 5,221,426
e. Transportation Items		
(1) Capital Transportation - Other	\$ 4,825,340	\$ 3,988,352
f. Acquisition of Capital Equipment and Items		
(1) Capital Equipment	\$ 2,930,552	\$ 2,941,605
g. Data Center/Shared Technology Services		
(1) Data Center Consolidation	\$ 4,772,621	\$ 4,661,509
Total, Capital Budget	\$ 130,885,852	\$ 81,478,299

Method of Financing (Capital Budget):

General Revenue Fund

General Revenue Fund	\$ 1,943,002	\$ 1,343,002
Sporting Goods Sales Tax - Transfer to State Parks Account No. 64	12,713,970	12,548,035
Sporting Goods Sales Tax - Transfer to Parks and Wildlife Conservation and Capital Acct No. 5004	61,148,993	54,351,007

PARKS AND WILDLIFE DEPARTMENT
(Continued)

Unclaimed Refunds of Motorboat Fuel Tax	2,015,500	2,015,500
Subtotal, General Revenue Fund	\$ 77,821,465	\$ 70,257,544
<u>General Revenue Fund - Dedicated</u>		
Game, Fish and Water Safety Account No. 009	\$ 31,257,572	\$ 7,127,544
State Parks Account No. 064	3,844,811	3,778,811
Lifetime License Endowment Account No. 544	10,000,000	0
Deferred Maintenance Account No. 5166	1,596,439	0
Subtotal, General Revenue Fund - Dedicated	\$ 46,698,822	\$ 10,906,355
Federal Funds	\$ 5,329,078	\$ 0
Appropriated Receipts	\$ 1,036,487	\$ 314,400
Total, Method of Financing	\$ 130,885,852	\$ 81,478,299

3. Authorization: Purchase of Evidence. From the amounts appropriated above, the Texas Parks and Wildlife Department (TPWD) may establish a cash fund, for the purchase of evidence and/or information and surveillance deemed necessary by the TPWD for enforcement of laws under the Parks and Wildlife Code, the Water Code and other statutes enforced by the TPWD.

4. Appropriation: Unexpended Balance for Construction Projects. Included in amounts appropriated above in strategy D.1.1, Improvements and Major Repairs, are unexpended balances from appropriations made for construction, repair, acquisition, and renovation projects and listed in the capital budget riders of Senate Bill 1, Eighty-seventh Legislature, Regular Session, 2021, and House Bill 1, Eighty-sixth Legislature, Regular Session, 2019. The total unexpended balances are estimated to be \$6,551,165 out of the following funds as of August 31, 2023:

	<u>2024</u>	<u>2025</u>
General Revenue	Estimated to be \$0	Estimated to be \$0
<u>General Revenue-Dedicated</u>		
Game, Fish and Water Safety Acct. No. 9	\$500,000	Estimated to be \$0
State Parks Account No. 064	Estimated to be \$0	Estimated to be \$0
Federal Funds	\$5,329,078	\$0
<u>Other Funds</u>		
Appropriated Receipts	\$722,087	\$0
Interagency Contracts	\$0	\$0
Bond Proceeds - General Obligation Bonds	Estimated to be \$0	\$0
Total	\$6,551,165	\$0

Unexpended and unobligated balances remaining in such appropriation items as of August 31, 2023, are appropriated for the same purposes for the fiscal year beginning September 1, 2023. Unexpended and unobligated balances in General Revenue-Related accounts may not be carried forward from fiscal year 2023 to fiscal year 2024 without 45 days prior notification to the Legislative Budget Board and the Governor. Unexpended and unobligated balances of General Revenue-Related appropriations under this provision are subject to the provisions of Government Code Section 403.071 for the purposes of determining the life of an appropriation; therefore, the agency is not authorized to carry forward unexpended and unobligated balances in General Revenue-Related accounts from fiscal year 2023 to fiscal year 2024 if the original appropriation for the project was made during or before fiscal year 2019. The Texas Parks and Wildlife Department shall provide the Legislative Budget Board, the Governor, and the Comptroller of Public Accounts a report by no later than December 1st of each fiscal year showing the progress and costs of all projects funded by General Revenue-Related appropriations made by the Eighty-sixth and the Eighty-seventh Legislatures.

5. Fund Transfer Authority. Notwithstanding the limitations of Article IX, Section 14.01, Appropriation Transfers, the Texas Parks and Wildlife Department may transfer funds between any funds/accounts authorized by the Parks and Wildlife Code in order to alleviate cash flow problems during the biennium. All funds transferred must be returned to the original fund/account before the end of the biennium.

PARKS AND WILDLIFE DEPARTMENT

(Continued)

- 6. Authorization: Acceptance of Payment with Goods and Services.** The Texas Parks and Wildlife Department may accept goods and/or services in lieu of cash for sales of products or rights on the department's public land areas. These goods and services may be on the same public land area as the product or right sold or any other public land area. In order to procure the goods and services in the amounts needed that equal the value of products or rights sold, an escrow bank account may be utilized.
- 7. Local Park Construction and Landowner Incentive Grants.** Any funds appropriated in prior years and within the current biennium in Strategies B.2.1, Local Park Grants, and B.2.2, Boating Access and Other Grants, that are utilized for grants awarded for local park construction projects in excess of \$20,000 and in Strategy A.1.2, Technical Guidance to Private Landowners and the General Public, that are utilized for landowner incentive grants shall be treated as construction appropriations for the purpose of determining the life of the appropriation under the provisions of Government Code, Section 403.071.
- 8. Appropriation: State-owned Housing Authorized.** The Texas Parks and Wildlife Department (TPWD) shall recover at least 20 percent of the established fair market rental value of housing from persons residing in state-owned housing first employed before September 1, 2005, and 100 percent of the established fair market rental value of housing from persons residing in state-owned housing employed on or after September 1, 2005. If the TPWD requires an employee to live on-site in state-owned housing as a condition of employment, then the TPWD shall recover at least 20 percent of the established market rental value of housing regardless of the date of employment.

Included in the amounts appropriated above is rental income collected from employee housing (estimated to be \$32,800 in Appropriated Receipts each fiscal year in Strategy A.1.1, Wildlife Conservation; estimated to be \$29,300 in Appropriated Receipts each fiscal year in Strategy A.2.2, Inland Hatcheries Operations; estimated to be \$8,600 in Appropriated Receipts each fiscal year in Strategy A.2.4, Coastal Hatcheries Operations; estimated to be \$314,400 in Appropriated Receipts each fiscal year in Strategy B.1.2, Parks Minor Repair Program, and estimated to be \$3,600 in Appropriated Receipts each fiscal year in Strategy C.1.2, Texas Game Warden Training Center.) The recovered funds are appropriated to the TPWD for maintenance or replacement of employee housing.

Additionally, notwithstanding the provisions in Article IX of this Act, the TPWD may expend amounts in excess of \$50,000 per residence for the biennium as necessary to purchase, remodel, repair or replace state-owned housing, provided that the agency submits advanced notification to the Legislative Budget Board and the Governor.

- 9. Appropriation of Certain Concession Receipts.** Concession receipts generated as a result of the efforts of volunteer groups in state parks or other agency facilities are included in amounts appropriated above from Appropriated Receipts in Strategy B.1.1, State Park Operations (estimated to be \$0), and Strategy A.2.4, Coastal Hatcheries Operations (estimated to be \$138,800), for the biennium beginning September 1, 2023. These concession receipts shall be credited for the benefit of the specific state park or other agency facility where the funds are generated by volunteer groups. Concession receipts generated as a result of the efforts of department employees or leased concession contracts with third parties are also appropriated in the strategies above and are not subject to this rider.
- 10. Payments to License Agents, Tax Assessor Collectors, and License Vendor.** Included in amounts appropriated above in Strategy C.3.1, License Issuance, and C.3.2, Boat Registration and Titling, are amounts necessary for payments to license agents and tax assessor collectors (estimated to be \$3,657,000 in each fiscal year out of the Game, Fish and Water Safety Account No. 9, Non-Game and Endangered Species Conservation Account No. 0506, and Lifetime License Endowment Fund Account No. 0544). Such amounts shall be used for the sole purpose of payments to license agents and tax assessor collectors for the costs of issuing and collecting money associated with the sale of licenses, stamp endorsements, permits, tags, boat registration and titling, and other similar items issued under the Parks and Wildlife Code.
- Also included in the amounts appropriated above in Strategy C.3.1, License Issuance, are amounts necessary for payments to the license sales system vendor, estimated to be \$2,153,700 in each fiscal year out of the Game, Fish and Water Safety Account No. 9, \$225,000 in each fiscal year out of General Revenue - Earned Federal Funds, and \$1,721,300 in each fiscal year out of Appropriated Receipts from license machine rentals/damage fees and from collection/issuance fees for on-line/call center licenses purchases.

PARKS AND WILDLIFE DEPARTMENT

(Continued)

11. Capital Budget Expenditures from Federal and Other Funding Sources. The Texas Parks and Wildlife Department (TPWD) is exempted from the limitations of capital budget rider provisions contained in Article IX of this Act when gifts, grants, interagency funds, inter-local funds, damage and mitigation funds, and federal funds are received in excess of the amounts identified in the agency's capital budget rider and such funds are designated by the donor, grantor, damage/mitigation agreement or settlement, or state/federal agency solely for construction and repairs, land acquisition, or purchase of specific capital items.

Additionally, the TPWD is exempted from the limitations of capital budget rider provisions when pass through funds to local entities are received in excess of the amounts identified in the agency's capital budget rider and such funds are designated by the donor, grantor or federal agency solely for the acquisition of land.

Amounts expended from these funding sources shall not count towards the limitation imposed by capital budget provisions elsewhere in this Act. The TPWD shall annually report to the Legislative Budget Board, the Governor, and the Comptroller of Public Accounts the amount received from these sources and the items to be purchased.

12. Appropriation: Land Sale Proceeds. Amounts appropriated above from Appropriated Receipts in Strategy D.1.1, Improvements and Major Repairs, and D.1.2, Land Acquisition, include all balances as of August 31, 2023, and all proceeds collected on or after September 1, 2023, (balances and revenues estimated to be \$0) from the sale of Texas Parks and Wildlife Department (TPWD) lands, including the sale of land identified as underutilized and sold by the General Land Office. In accordance with Parks and Wildlife Code Section 13.009, the balances and proceeds from the sale of these lands may be used only to improve or acquire other real property dedicated to the same purpose for which the land sold was dedicated. Any unobligated and unexpended balances remaining as of August 31, 2024, are appropriated for the same purpose for the fiscal year beginning September 1, 2024.

13. Border Security.

- (a) Amounts appropriated above in Strategy C.1.1, Enforcement Programs include estimated amounts of \$14,646,317 in 2024 and \$14,646,317 in 2025 in All Funds for items related to border security, as defined by Article IX, Sec. 7.10, Border Security. These estimated amounts include:
 - (1) \$6,448,862 and 90.0 FTEs each fiscal year for baseline game warden law enforcement activity in border counties. This amount includes \$3,296,773 from the Game, Fish and Water Safety Account No. 9, \$1,086,534 from the General Revenue Fund, \$387,740 from Federal Funds, and \$1,677,815 from Unclaimed Refunds of Motorboat Fuel Tax each fiscal year, and
 - (2) \$8,197,455 and 49.0 FTEs in each year for the purpose of enhancing border security. This amount includes \$7,436,946 from the Unclaimed Refunds of Motorboat Fuel Tax, \$488,509 from the General Revenue Fund, and \$272,000 from the Game, Fish and Water Safety Account No. 9 each fiscal year.
- (b) Amounts appropriated above in Strategy F.1.1, Salary Adjustment, include an estimated \$767,516 in fiscal year 2024 and \$1,573,408 in fiscal year 2025 in All Funds for salary increases for FTEs carrying out border security activities.
- (c) In addition to the amounts appropriated above, Article IX, Section 17.17(g) identifies \$1,957,920 in Unclaimed Refunds of Motorboat Fuel Tax appropriated elsewhere for border security-related vehicles.

14. Sporting Goods Sales Tax (SGST).

- (a) **Appropriations.** Amounts appropriated above to the Texas Parks and Wildlife (TPWD) include \$219,662,000 in fiscal year 2024 and \$221,858,000 in fiscal year 2025 (including End-of-Article Appropriations for Benefits, Transfers to ERS for Retiree Insurance, and Debt Service for Statewide Park Repairs) from limited sales, excise, and use tax revenue identified as Sporting Goods Sales Tax (SGST) as reflected below in Subsection (c) to comply with Article VIII, Section 7(d) of the Texas Constitution. This appropriation represents the statutory maximum allocation of SGST revenue to TPWD, pursuant to Tax Code, Section 151.801 (93.0 percent of the total SGST revenue), as calculated in the

PARKS AND WILDLIFE DEPARTMENT
(Continued)

Comptroller of Public Accounts' Biennial Revenue Estimate (BRE), net of appropriations made elsewhere in this Act for benefits and debt service.

If the Comptroller determines that the maximum allocation of SGST revenue available to TPWD for the 2024-25 biennium exceeds the amounts appropriated in this Act to TPWD and elsewhere for benefits and debt service, the difference is appropriated to TPWD. This appropriation of additional SGST revenue shall be allocated to the strategies and accounts that receive SGST revenue transfers by the Legislative Budget Board in consultation with TPWD based on a current assessment of needs, excluding totals for benefits and debt service. Notwithstanding the capital budget provisions in Rider 2, Capital Budget, and Article IX, Section 14.03, to the extent any of the additional SGST is directed by the Legislative Budget Board for state and local park related capital budget purposes as a result of the allocation determined by the above process, TPWD's capital budget authority is increased for these purposes and such increase shall not count towards the limitations imposed by capital budget provisions elsewhere in this Act.

- (b) **SGST Method of Financing Changes.** TPWD may request approval from the Legislative Budget Board to change SGST methods of financing provided in initial strategy appropriations above within the following accounts to which SGST may be transferred to: (1) State Parks Account No. 64, (2) Texas Recreation and Parks Account No. 467, (3) Parks and Wildlife Conservation and Capital Account No. 5004, and (4) Large County and Municipality Recreation and Parks Account No. 5150. This provision does not apply to initial SGST appropriations provided in strategies for capital budget projects included in TPWD's Rider 2, Capital Budget. TPWD shall request approval for any changes from the Legislative Budget Board in a format prescribed by the Legislative Budget Board that provides information regarding the purposes and the projected impact of the changes and expenditures. A request submitted under this provision shall be considered to be approved unless the Legislative Budget Board issues a written disapproval within 30 business days after the date on which the staff of the Legislative Budget Board concludes its review of the request. Additional information requested by the Legislative Budget Board regarding a request submitted by TPWD pursuant to this rider shall be provided in a timely manner. Notwithstanding any provision to the contrary, the Legislative Budget Board may suspend the approval of a request at any time pending the receipt of additional information requested of TPWD.
- (c) **Informational Listing - Allocation of SGST.** Amounts appropriated and allocated in this Act include all amounts authorized in Article VIII, Section 7(d) of the Texas Constitution and Tax Code, Section 151.801, estimated to be \$236,196,000 in fiscal year 2024 and \$238,557,000 in fiscal year 2025 in sales tax receipts deposited to the General Revenue Fund generated by sales of sporting goods items. These appropriations shall be allocated for the purposes specified, and the Comptroller shall make transfers, including for direct appropriations, benefits, debt, and any amounts necessary for estimated transfers to other agencies, as shown below.

Amounts for benefits, retiree insurance, and debt service are estimated. Amounts may be shifted between these categories as necessary to cover actual costs for these items.

Appropriations for debt service payments are made in accordance with the provisions of Art. IX, Sec. 17.07 of this Act, Use of the Sporting Goods Sales Tax Transfer to the General Revenue-Dedicated State Parks Account No. 64.

In the event that the sum of the actual costs for benefits, retiree insurance, and debt service exceeds SGST amounts available for these purposes, the additional amounts shall be funded from the available remaining balance of the State Parks Account No. 64.

PARKS AND WILDLIFE DEPARTMENT
(Continued)

For the Years Ending
August 31, 2024 August 31, 2025

Agency Bill Pattern Appropriations

Article I

Texas Historical Commission (THC)
General Revenue (Sporting Goods Sales Tax)

A.1.4, Historic Sites	\$ 16,534,000	\$ 16,699,000
Subtotal	\$ 16,534,000	\$ 16,699,000

Article VI

Texas Parks and Wildlife Department (TPWD)
SGST Transfer to the General Revenue-Dedicated State Parks Account No. 64

B.1.1, State Park Operations	\$ 94,401,019	\$ 94,235,087
B.1.2, Parks Minor Repair Program	\$ 10,889,142	\$ 10,889,142
B.1.3, Parks Support	\$ 6,572,835	\$ 6,572,835
D.1.3, Infrastructure Administration Program	<u>\$ 63,000</u>	<u>\$ 63,000</u>
Subtotal	\$ 111,925,996	\$ 111,760,064

SGST Transfer to the Texas Recreation and Parks Account No. 467

B.2.1, Local Park Grants	\$ 9,568,764	\$ 9,587,324
B.2.2, Boating Access and Other Grants	<u>\$ 2,518,498</u>	<u>\$ 2,518,499</u>
Subtotal	\$ 12,087,262	\$ 12,105,823

SGST Transfer to the Large County and Municipality Recreation and Parks Account No. 5150

B.2.1, Local Park Grants	\$ 5,957,143	\$ 5,970,584
B.2.2, Boating Access and Other Grants	<u>\$ 2,496,978</u>	<u>\$ 2,496,978</u>
Subtotal	\$ 8,454,121	\$ 8,467,562

SGST Transfer to the Conservation and Capital Account No. 5004

D.1.1, Improvements and Major Repairs	\$ 31,148,993	\$ 49,351,007
D.1.1, Improvement and Major Repairs, Unexpended Balances*	\$ 10,000,000	\$ 0
D.1.2, Land Acquisition	<u>\$ 20,000,000</u>	<u>\$ 5,000,000</u>
Subtotal	\$ 61,148,993	\$ 54,351,007

End-of-Article Appropriations for Benefits, Estimated \$ 25,951,756 \$ 25,951,756

Transfers to ERS for Retiree Insurance, Estimated	\$ 3,190,321	\$ 3,190,712
Transfer to ERS for Retiree Insurance, Estimated - Balances	<u>\$ 1,458,761</u>	<u>\$ 1,458,761</u>
Subtotal to ERS for Retiree Insurance	\$ 4,649,082	\$ 4,649,473

Debt Service for Statewide Park Repairs, Estimated

SGST Transfer to the General Revenue-Dedicated State Parks Account No. 64

General Obligation Bond Debt Service Payments at the Texas Public Finance Authority	<u>\$ 6,903,551</u>	<u>\$ 6,031,076</u>
Subtotal, Debt Service	\$ 6,903,551	\$ 6,031,076

Subtotal, TPWD 2024-25 SGST Allocations* \$ 219,662,000 \$ 221,858,000

SGST Appropriated and Estimated TOTAL \$ 236,196,000 \$ 238,557,000

*Excluding Unexpended Balances and ERS obligations paid from balances

15. Parks Minor Repair Program. Notwithstanding capital budget provisions included elsewhere in this Act, appropriations for Strategy B.1.2, Parks Minor Repair Program, which are included in the capital budget rider are limited to the appropriation year plus two years as provided under

PARKS AND WILDLIFE DEPARTMENT

(Continued)

Government Code Section 403.071 and the Texas Parks and Wildlife Department shall not carry forward any unobligated and unexpended balances of such appropriations between biennia.

- 16. Game Warden Academy.** Notwithstanding the limitations of Article IX, cadets participating in the Texas Game Warden Academy of the Parks and Wildlife Department (TPWD) shall not be counted toward the limit on the number of Full-Time Equivalent positions (FTEs) for the TPWD until their graduation. On graduation, the additional officers shall not cause the TPWD to exceed its limit on FTEs. The number of participants in the Game Warden Academy must be included in all required reports concerning FTEs and vacancies, but the cadets shall be reported as a separate total from the other FTEs of the TPWD.
- 17. Appropriation: Development Revenue.** The Texas Parks and Wildlife Department is appropriated all revenue from fundraising and partnership development activities including revenues from funds raised, contributed, donated, or collected through private sector partnerships; joint promotional campaigns; licensing of the department brand, logo, or intellectual property; and sale of state park passes in any entity's retail locations (estimated to be \$0) each fiscal year. Any related unobligated and unexpended balances remaining as of August 31, 2024, are appropriated for the same purpose for the fiscal year beginning September 1, 2024.
- 18. Appropriation: Donation Proceeds.** Amounts appropriated above to the Texas Parks and Wildlife Department include any donations generated from the vehicle registration and renewal processes and designated for use in funding the state park system (donation proceeds estimated to be \$500,000 for each fiscal year of the 2024-25 biennium) out of the State Parks Account No. 64. Donation proceeds may be allocated to Strategy B.1.1, State Park Operations, Strategy B.1.2, Parks Minor Repair Program, and/or Strategy B.1.3, Parks Support, as the agency deems appropriate. Any unobligated and unexpended balances and donation proceeds remaining as of August 31, 2024, are appropriated for the same purpose for the fiscal year beginning September 1, 2024. In addition, consistent with Article IX, Section 8.01, Acceptance of Gifts of Money (d) and (e), any unexpended balances remaining as of August 31, 2023, are appropriated for use during the 2024-25 biennium for the purposes provided by the grantor.
- 19. Exemption from Article IX Transferability Provisions.** Notwithstanding provisions in Article IX, Section 14.01, Appropriation Transfers, an appropriation to the Texas Parks and Wildlife Department contained in this Act may be transferred from any appropriation item to Strategies E.1.1, Central Administration, and E.1.2, Information Resources, in amounts not to exceed 20 percent of the appropriation item from which the transfer is made for the fiscal year. The Texas Parks and Wildlife Department shall notify the Legislative Budget Board, the Comptroller of Public Accounts, and Governor of the purpose, the method of financing, and amount of funds when such transfers are made.
- 20. Exception for Texas Game Warden Training Center Meals.** Notwithstanding any restrictions on the purchase of food by a state agency, the Texas Parks and Wildlife Department (TPWD) is authorized to provide meals to cadets and instructors attending cadet training at the Texas Game Warden Training Center. In addition, the TPWD may recover from cadets and instructors through payroll reductions the actual costs for providing meals at the training center. Such funds are appropriated above from Appropriated Receipts in Strategy C.1.2, Texas Game Warden Training Center, (estimated to be \$63,000) each fiscal year to purchase meals or food services. Any unobligated and unexpended balances remaining as of August 31, 2024, are appropriated for the same purpose for the fiscal year beginning September 1, 2024.
- 21. Texas Parks and Wildlife Department Volunteer Services.** From funds appropriated above, the Texas Parks and Wildlife Department may provide meals for volunteers when volunteers are on-site and providing labor and/or services for parks, wildlife management areas, and other agency programs.
- 22. Clothing Provision.** None of the funds appropriated above may be expended to provide a clothing or cleaning allowance to any non-uniformed personnel. The Texas Parks and Wildlife Department may continue to expend funds for a cleaning allowance for uniformed personnel not to exceed \$500 per employee per year.
- 23. Unexpended Balance Authority within the Biennium.** Any unobligated and unexpended balances in appropriations as of August 31, 2024, made to the Texas Parks and Wildlife Department are appropriated for the same purposes for the fiscal year beginning September 1, 2024.

PARKS AND WILDLIFE DEPARTMENT

(Continued)

- 24. Appropriation of Receipts: Off-Highway Vehicle Trail and Recreational Area Program.** The Texas Parks and Wildlife Department (TPWD) is appropriated all receipts collected from the Off-Highway Vehicle decal fee, pursuant to Parks and Wildlife Code, Chapter 29, for the purpose of implementing and administering the program. Amounts appropriated above from the fee are included in Strategy B.2.2, Boating Access and Other Grants, in an estimated amount to be \$329,000 each fiscal year from the General Revenue Fund.
- 25. Unexpended Balance Authority: Seized Assets.** Any unobligated and unexpended balances of forfeited money, proceeds from the sale of forfeited property, or similar monetary awards related to the Texas Parks and Wildlife Department's (TPWD) participation in the seizure of controlled substances or other contraband appropriated under Article IX, Section 8.02 of this Act that are remaining as of August 31, 2024, are appropriated for the same purpose for the fiscal year beginning September 1, 2024. TPWD is authorized to expend these funds for purposes authorized by the Parks and Wildlife Code, including capital budget purposes. Such expenditures must comply with limitations established for salary, travel, and capital expenditures, employment levels, and other provisions contained in Article IX of this Act. TPWD shall provide the Legislative Budget Board, the Governor and the Comptroller of Accounts a report by no later than October 1, 2024, of amounts carried forward from fiscal year 2024 to fiscal year 2025 under this provision, and the purposes for which those amounts would be expended in fiscal year 2025.
- 26. Appropriation: Oyster Shell Recovery and Cultch Replacement Receipts.** Amounts appropriated above to the Texas Parks and Wildlife Department out of the Game, Fish, and Water Safety Account No. 9 in Strategy A.2.3, Coastal Fisheries Management, include all unobligated and unexpended balances of oyster shell recovery tag and oyster cultch replacement fees remaining as of August 31, 2023, (estimated to be \$0) and all receipts collected from the sale of oyster shell recovery tags and oyster cultch replacement fees pursuant to Chapter 76 of the Parks and Wildlife Code (estimated to be \$240,750 in fiscal year 2024 and \$240,750 in fiscal year 2025) to be used for the recovery and enhancement of public oyster reefs. Any unobligated and unexpended balances of oyster shell recovery tags and oyster cultch replacement fees remaining as of August 31, 2023, are appropriated for the fiscal year beginning September 1, 2023. In addition, any unexpended balances remaining as of August 31, 2024, are appropriated for the same purpose in the fiscal year beginning September 1, 2024.
- 27. Testing and Immunization of Employees.** Funds appropriated above may be expended for any immunization or testing which is required of employees at risk in the performance of the employee's duties.
- 28. Statewide Aquatic Vegetation and Invasive Species Management.** Out of the funds appropriated above in Strategy A.2.1, Inland Fisheries Management, \$3,082,400 in each fiscal year from Unclaimed Refunds of Motorboat Fuel Tax, \$112,000 in each fiscal year from the Game, Fish and Water Safety Account, and \$500,000 in each fiscal year from Federal Funds and 10.0 FTEs, and in Strategy A.2.3, Coastal Fisheries Management, \$55,600 from Unclaimed Refunds of Motorboat Fuel Tax each fiscal year shall be used to maintain boat lanes, general access, outdoor recreational activities, manage aquatic invasive species, and to improve fish and wildlife habitat on water bodies statewide. From these funds, \$2,500,000 in each fiscal year in Unclaimed Refunds of Motorboat Fuel Tax shall be used for aquatic invasive species management, including zebra mussels, giant salvinia and other plant and animal species. Any unexpended balances of these amounts as of August 31, 2024, are appropriated for the same purpose in the fiscal year beginning September 1, 2024. Use of the Federal Funds referenced above is contingent upon receipt of a federal boating access grant under the Sportfish Restoration Act by the Texas Parks and Wildlife Department.
- 29. Bond Project Substitutions and Reporting Requirements.** Notwithstanding any other provision of this act governing bond project substitutions, the Texas Parks and Wildlife Department (TPWD) may substitute bond projects for those previously approved within the same project category by submitting a written request for project substitution to the Texas Public Finance Authority (TPFA) and the Legislative Budget Board. Requests within categories for project deletions, reductions, and either new or amended projects in which the total adjustment is less than or equal to \$1,000,000 shall be considered to be approved unless the Legislative Budget Board issues a written disapproval within 30 business days of the date on which the request is received. Requests for substitutions between categories to substitute projects for those previously approved or in which the total adjustment is more than \$1,000,000 shall be considered to be approved unless the Legislative Budget Board issues a written disapproval within 30 business days

PARKS AND WILDLIFE DEPARTMENT

(Continued)

of the date on which the staff of the Legislative Budget Board concludes its review of the proposal to expend the funds and forwards its review to the Chair of the House Appropriations Committee, Chair of the Senate Finance Committee, Speaker of the House, and Lieutenant Governor.

The Texas Parks and Wildlife Department shall submit to the Legislative Budget Board a bond report before the last business day of each month detailing the following: project location; total project budget; expenditures to date, excluding reporting month expenditures; reporting month expenditures; total expenditures to date; encumbered amount at the end of reporting month; funds available amount; and percentage of the project completed.

30. Big Bend Ranch State Park. Out of amounts appropriated above, the Texas Parks and Wildlife Department shall maintain the longhorn herd at Big Bend Ranch State Park.

31. Appropriation: Unexpended Balances for Deferred Maintenance. Included in the amounts appropriated above in Strategy D.1.1, Improvements and Major Repairs, are any unexpended and unobligated balances of Sporting Goods Sales Tax - Transfer to Parks and Wildlife Conservation and Capital Account No. 5004 appropriated in Strategy D.1.1, Improvements and Major Repairs, in the 2018-19, 2020-21, and 2022-23 biennium for deferred maintenance and capital construction projects reviewed by the Joint Oversight Committee on Government Facilities as of August 31, 2023, (estimated to be \$10,000,000) for the fiscal year beginning September 1, 2023, for the same purpose.

Any unexpended and unobligated balances for deferred maintenance remaining as of August 31, 2023, as identified in this rider shall be included in the Deferred Maintenance capital project identified in Rider 2, Capital Budget. Any unexpended and unobligated balances for capital construction projects remaining as of August 31, 2023, as identified in this rider shall be included in the Construction and Major Repairs capital project identified in Rider 2, Capital Budget.

32. Appropriation: License Plate Receipts.³ Amounts appropriated above in Strategies A.1.1, Wildlife Conservation, A.2.1, Inland Fisheries Management, A.2.3, Coastal Fisheries Management, B.1.1, State Park Operations, C.2.1, Outreach and Education Programs, and C.2.2, Provide Communication Products and Services, include all revenues collected, interest earned, and available balances on or after September 1, 2023, estimated to total \$1,535,000 for the 2024-25 biennium out of the License Plate Trust Fund No. 0802. The following is an informational listing of estimated collections per plate from specialty license plate sales totaling \$1,535,000 and estimated available balances totaling \$0:

Specialty Plates	Revenue	Balance
Monarch Butterfly specialty plates (3042)	\$ 69,000	\$0
Horned Toad specialty plates (3043)	\$ 287,800	\$0
Bluebonnet specialty plates (3044)	\$ 217,200	\$0
Whitetail Deer specialty plates (3045)	\$ 154,000	\$0
Camping specialty plates (3046)	\$ 85,800	\$0
Largemouth Bass specialty plates (3047)	\$ 91,400	\$0
Hummingbird specialty plates (3048)	\$ 100,200	\$0
Rattlesnake specialty plates (3049)	\$ 73,000	\$0
Texas Rivers specialty plates (3050)	\$ 70,200	\$0
Bighorn Sheep specialty plates (3051)	\$ 20,600	\$0
Roadrunner specialty plates (3052)	\$ 41,000	\$0
Big Bend National Park specialty plates (3030)	\$ 95,600	\$0
Waterfowl and Wetland Conservation specialty plates (3057)	\$ 78,400	\$0
Texas Lions Camp specialty plates (3116)	\$ 11,000	\$0
Marine Mammal Recovery specialty plates (3120)	\$ 17,200	\$0
Marine Conservation specialty plates (3142)	\$ 43,800	\$0
Save Texas Ocelots specialty plates (3151)	\$ 39,000	\$0
Quail specialty plates (3152)	\$ 20,200	\$0
Big Bend Fossil specialty plates (3153)	\$ 12,000	\$0
Houston Audubon-Meadowlark specialty plates (3154)	\$ 7,600	\$0
Total	\$ 1,535,000	\$0

These specialty licenses plates are authorized pursuant to the Texas Transportation Code Section 504.606 (Big Bend), Section 504.627 (Waterfowl and Wetland), Section 504.644 (Marine Mammal Recovery), Section 504.656 (Texas Lions Camp), Section 504.660 (Marine

PARKS AND WILDLIFE DEPARTMENT
(Continued)

Conservation), Section 504.801 (Save Texas Ocelots Plates, Quail Plates, and Houston Audubon-Meadowlark plates), and Section 504.618 (Bluebonnet, Largemouth Bass, Whitetail Deer, Bighorn Sheep, Horned Toad, Hummingbird, Rattlesnake, Monarch Butterfly, Texas Rivers, Camping, and Roadrunner). Any unobligated and unexpended balances remaining in the License Plate Trust Fund No. 802 as of August 31, 2023, for TPWD-related or sponsored specialty license plates are appropriated for the fiscal year beginning September 1, 2023. In addition, any unobligated and unexpended balances from TPWD-related or sponsored specialty license plates as of August 31, 2024, are appropriated for the same purposes as of September 1, 2024.

- 33. Appropriation of State Park Concession Revenue.** Included in the amounts appropriated above in Strategy B.1.1, State Park Operations, is concession receipt revenue generated at state park facilities deposited in the General Revenue-Dedicated State Parks Account No. 64 (estimated to be \$3,730,000 in each fiscal year of the 2024-25 biennium). In the event concession receipt revenue deposited in General Revenue-Dedicated State Parks Account No. 64 exceeds the estimated amount in either fiscal year of the 2024-25 biennium, the agency is appropriated the excess (not to exceed \$200,000 in each fiscal year) for the purpose of purchasing merchandise for resale and enhancing the state park concession system. Any unexpended balances remaining as of August 31, 2024, are appropriated for the same purpose in the fiscal year beginning September 1, 2024.

The Parks and Wildlife Department shall notify the Legislative Budget Board, the Governor, and the Comptroller of Public Accounts if concession receipt revenue generated at state park facilities deposited in General Revenue-Dedicated State Parks Account No. 64 exceeds the estimated amount of \$3,730,000 each fiscal year of the 2024-25 biennium and are appropriated according to this provision.

- 34. Battleship Texas.** The Texas Parks and Wildlife Department (TPWD) shall submit annual reports based on information provided by the Battleship Texas Foundation to the Legislative Budget Board and the Governor's Office related to the repair, renovation, operation, and maintenance of the Battleship Texas. The reports shall be provided no later than September 1 of each fiscal year and in a manner prescribed by the Legislative Budget Board. The report shall include, at minimum:

- (1) A copy of the most recent draft or fully executed Memorandum of Understanding developed between the agency and the Battleship Texas Foundation;
- (2) The status of state funds granted to the Battleship Texas Foundation from TPWD;
- (3) Performance indicators and timelines for activities related to Battleship Texas preservation efforts; and
- (4) Performance indicators for educational outreach programs conducted by the Battleship Texas Foundation.

- 35. Appropriation: Managed Lands Deer Program (MLDP) Participation Fees.** Amounts appropriated above to the Texas Parks and Wildlife Department (TPWD) out of the Game, Fish and Water Safety Account No. 9 in Strategy A.1.2, Technical Guidance, include any unobligated and unexpended balances of MLDP fees remaining as of August 31, 2023 (estimated to be \$0), and any receipts from MLDP participation fees pursuant to Chapter 43 of the Parks and Wildlife Code (estimated to be \$1,530,000 each year of the biennium) to be used exclusively for the operation of the MLDP, including associated salaries, operations, and capital items. Any unexpended balances remaining as of August 31, 2024, are appropriated for the same purpose in the fiscal year beginning September 1, 2024.

No later than September 15th of each fiscal year, TPWD shall submit a report to the Legislative Budget Board that details total revenues collected by the MLDP during the previous fiscal year.

- 36. Appropriation: Fees Related to Oyster Mariculture.** Amounts appropriated above to the Texas Parks and Wildlife Department out of the Game, Fish and Water Safety Account No. 9 in Strategy A.2.3, Coastal Fisheries Management, include any unobligated and unexpended balances of oyster mariculture fees remaining as of August 31, 2023, (estimated to be \$0) and any receipts from application and permit fees related to the Oyster Mariculture program collected pursuant to Chapter 75 of the Parks and Wildlife Code (estimated to be \$30,180 each year of the biennium) to be used exclusively for the operation of the Oyster Mariculture program, including any cleanup activities. Any unexpended balances remaining as of August 31, 2024, are appropriated for the same purpose in the fiscal year beginning September 1, 2024.

PARKS AND WILDLIFE DEPARTMENT

(Continued)

- 37. Recreational Trails Program.** Out of amounts appropriated above to the Texas Parks and Wildlife Department in Sporting Goods Sales Tax Transfer to Texas Recreation and Parks Acct. No. 467 or Sporting Goods Sales Tax Transfer to Large County and Municipal Recreation and Parks Acct. No. 5150 in Strategy B.2.2, Boating Access and Other Grants, \$1,000,000 in fiscal year 2024 and \$1,000,000 in fiscal year 2025 shall be used to provide grants for the Recreational Trails Program. Such amounts shall be used in accordance with current federal guidelines, including match and eligibility requirements, for the Recreational Trails Grants Program.
- 38. Deferred Maintenance Account Interest.** Any interest revenue in Deferred Maintenance Account No. 5166 attributed to Texas Parks and Wildlife Department (TPWD) funding sources pursuant to Government Code Section 2165.403(d), including any amounts credited to the account by the Comptroller prior to August 31, 2023 as well as amounts that may be credited during the biennium beginning on September 1, 2023, are appropriated to TPWD to be used only for game, fish and wildlife safety related deferred maintenance projects. These amounts, estimated to be \$382,478, are included above in Strategy D.1.1, Improvements and Repairs. Any interest revenue accrued above what is appropriated within this strategy is appropriated to TPWD for the biennium beginning on September 1, 2023, and shall be considered one-time funding.
- Notwithstanding the capital budget provisions contained in Rider 2, Capital Budget, and Article IX, Section 14.03, monies appropriated by this rider shall not count towards the limitations imposed by capital budget provisions contained elsewhere in this Act.
- 39. Transfer Authority: Appropriations for Local Parks Grants.** Notwithstanding the transfer provisions contained in Article IX, Section 14.01, Appropriation Transfers, the Texas Parks and Wildlife Department shall not transfer appropriations out of Strategy B.2.1, Local Parks Grants, to other strategies.
- 40. Carryforward Authority for Supply Chain Delays.**
- (a) Any unexpended or unobligated balances remaining from appropriations made to Texas Parks and Wildlife Department (TPWD) for the purchase of vehicles and equipment in fiscal years 2022 and 2023 as of August 31, 2023, (estimated to be \$0) are appropriated for the same purpose for the biennium beginning September 1, 2023.
 - (b) Any appropriations encumbered for the purchase of vehicles and equipment as of August 31, 2023, that subsequently become unencumbered after August 31, 2023, due to manufacturer cancellation or similar circumstance, are appropriated to TPWD for the same purpose for the biennium beginning September 1, 2023.
 - (c) The agency shall submit a report to the Legislative Budget Board no later than December 1, 2024, that identifies amounts carried forward, the number and model of vehicles and equipment items purchased with these amounts, and any potential need for supply chain-related carry forward authority to be maintained in the 2026-27 biennium.
- 41. Coastal Fisheries Research Vessel.** Amounts appropriated above to the Texas Parks and Wildlife Department (TPWD) in fiscal year 2024 in Strategy A.2.3, Coastal Fisheries Management, include \$600,000 in General Revenue for the purpose of purchasing a coastal fisheries research vessel.
- 42. Study and Report on Shrimp Industry and Shrimp Resources.** Out of the amounts appropriated above to the Parks and Wildlife Department, the department shall conduct an updated study on the shrimp industry and shrimp resources, as described by Section 77.005, Parks and Wildlife Code, and submit a report on the results of the study in accordance with that section.
- 43. Study on Illegal Game Bird Hunting in Texas.** Out of funds appropriated above, the Texas Parks and Wildlife Department (TPWD) shall conduct a review of illegal game bird hunting and historical violation levels, recreational and commercial game bird hunting license requirements, and any associated rules and statute regarding game bird hunting. TPWD shall present its findings to the Legislative Budget Board and Office of the Governor by September 1, 2024, and make recommendations about any regulatory or statutory changes needed to preserve game bird populations and to assure that game bird hunting within the state is occurring legally, up to and including recommendations related to the licensing of outfitters and guides.

PARKS AND WILDLIFE DEPARTMENT

(Continued)

44. Grant for Southern Gateway Park. Out of amounts appropriated above, the Texas Parks and Wildlife Department (TPWD) shall make available during the biennium \$5,000,000 in federal funds administered by the department for a grant for the Southern Gateway Deck Park project if the project meets federal funding requirements. It is the intent of the Legislature that any funds granted by TPWD would support the Phase II Infrastructure of the project. Any project expenditures using federal funds shall be approved by the U.S. Department of the Interior.

45. Contingency for Senate Bill 1648 and Senate Joint Resolution 74.⁴ Amounts appropriated above to the Texas Parks and Wildlife Department (TPWD) in Strategy D.1.4, Centennial Parks Conservation Fund, include \$1,000,000,000 in fiscal year 2024 from the General Revenue Fund contingent on enactment of Senate Bill 1648 and Senate Joint Resolution 74, or similar legislation relating to the establishment of the Centennial Parks Conservation Fund, by the Eighty-eighth Legislature, Regular Session, and the associated proposed constitutional amendment being approved by voters. Upon voter approval of the constitutional amendment establishing the Centennial Parks Conservation Fund, TPWD shall transfer the \$1,000,000,000 in General Revenue in fiscal year 2024 in Strategy D.1.4. to the Centennial Parks Conservation Fund.

It is the intent of the Legislature that, for purposes of Texas Constitution, Article VIII, Section 22, Limitation on the Rate of Growth of Appropriations, money in the Centennial Parks Conservation Fund established by Section 49-e-1, Article III, of the Texas Constitution is considered dedicated by the constitution and an appropriation of money to the fund is considered dedicated by the Constitution.

46. Local Parks Grants.¹ Amounts appropriated above to the Texas Parks and Wildlife Department in Strategy B.2.1, Local Parks Grants, include \$21,000,000 in General Revenue in fiscal year 2024 for grants for the following local parks in the following amounts. Any unobligated and unexpended balances appropriated in General Revenue for these grants as of August 31, 2024, are appropriated for the same purpose in the fiscal year beginning September 1, 2024.

- (a) \$5,000,000 for Southern Gateway Park;
- (b) \$5,000,000 for Tidwell Park;
- (c) \$3,000,000 for Julia C. Hester House Park;
- (d) \$2,500,000 for Olmito Nature Park;
- (e) \$1,000,000 for Selena Quintanilla Park;
- (f) \$1,000,000 for Hidalgo Park;
- (g) \$1,000,000 for Santa Maria Park;
- (h) \$1,000,000 for Willow Waterhole Greenway;
- (i) \$625,000 for City of La Feria New Lions Park;
- (j) \$625,000 for City of La Joya Park Renovations; and
- (k) \$250,000 for Monte Alto Community Center.

¹ Incorporates Article IX, Section 17.17, Parks and Wildlife Department Local Parks Grants, of this Act, resulting in a General Revenue increase of \$21,000,000 in fiscal year 2024.

² Modified to reflect a technical correction of the strategy allocation of appropriations from the Game, Fish and Water Safety Account No. 9 and State Parks Account No. 64.

³ Modified to reflect a technical correction of estimated revenue collections for Quail specialty plates by adjusting the informational listing amount by \$200.

⁴ SB 1648 and SJR 74, 88th Legislature, Regular Session, relating to the establishment of the Centennial Parks Conservation Fund, passed and were enacted, resulting in the deposit of appropriated funds to the Centennial Parks Conservation Fund.

RAILROAD COMMISSION

	For the Years Ending	
	August 31, 2024	August 31, 2025
Method of Financing:		
General Revenue Fund	\$ 94,743,449	\$ 93,914,644
GR Dedicated - Oil and Gas Regulation and Cleanup Account No. 5155	\$ 77,728,084	\$ 71,170,183

RAILROAD COMMISSION
(Continued)

<u>Federal Funds</u>		
Federal Funds	\$ 68,671,300	\$ 69,760,000
GR Account - Railroad Commission Federal	<u>82,780</u>	<u>168,280</u>
Subtotal, Federal Funds	\$ 68,754,080	\$ 69,928,280
<u>Other Funds</u>		
Appropriated Receipts	\$ 1,787,000	\$ 1,787,000
Anthropogenic Carbon Dioxide Storage Trust Fund No. 827	<u>353,000</u>	<u>352,000</u>
Subtotal, Other Funds	<u>\$ 2,140,000</u>	<u>\$ 2,139,000</u>
Total, Method of Financing	<u>\$ 243,365,613</u>	<u>\$ 237,152,107</u>
Other Direct and Indirect Costs Appropriated Elsewhere in this Act	\$ 3,495,001	\$ 3,519,682
This bill pattern represents an estimated 100% of this agency's estimated total available funds for the biennium.		
Number of Full-Time-Equivalents (FTE):	1,124.6	1,124.6
Schedule of Exempt Positions:		
Railroad Commissioner, Group 6	(3) \$140,938	(3) \$140,938
Items of Appropriation:		
A. Goal: ENERGY RESOURCES		
Oversee Oil and Gas Resource Development.		
A.1.1. Strategy: ENERGY RESOURCE DEVELOPMENT	\$ 30,986,299	\$ 27,095,903
Promote Energy Resource Development Opportunities.		
B. Goal: SAFETY PROGRAMS		
Advance Safety Through Training, Monitoring, and Enforcement.		
B.1.1. Strategy: PIPELINE SAFETY	\$ 16,284,227	\$ 14,528,964
Ensure Pipeline Safety.		
B.1.2. Strategy: PIPELINE DAMAGE PREVENTION	611,238	613,172
B.2.1. Strategy: REGULATE ALT FUEL RESOURCES	<u>4,442,297</u>	<u>4,455,324</u>
Regulate Alternative Fuel Resources.		
Total, Goal B: SAFETY PROGRAMS	\$ 21,337,762	\$ 19,597,460
C. Goal: ENVIRONMENTAL & CONSUMER PROTECTION		
Min. Harmful Effects of Energy Prod & Ensure Fair Rates for Consumers.		
C.1.1. Strategy: OIL/GAS MONITOR & INSPECTIONS	\$ 33,365,757	\$ 30,753,718
Oil and Gas Monitoring and Inspections.		
C.1.2. Strategy: SURFACE MINING MONITORING/INSPECT	5,476,119	4,486,998
Surface Mining Monitoring and Inspections.		
C.2.1. Strategy: OIL&GAS WELL PLUGGING & REMEDIATION	125,940,858	126,490,870
Oil and Gas Well Plugging and Remediation.		
C.2.2. Strategy: SURFACE MINING RECLAMATION	2,073,677	2,078,115
C.3.1. Strategy: GAS UTILITY COMMERCE	3,447,665	3,458,331
Ensure Fair Rates and Compliance to Rate Structures.		
C.4.1. Strategy: WEATHER PREPAREDNESS	<u>13,583,468</u>	<u>12,625,410</u>
Critical Infrastructure Weather Preparedness.		
Total, Goal C: ENVIRONMENTAL & CONSUMER PROTECTION	\$ 183,887,544	\$ 179,893,442
D. Goal: PUBLIC ACCESS TO INFO AND SERVICES		
Public Access to Information and Services.		
D.1.1. Strategy: PUBLIC INFORMATION AND SERVICES	\$ 3,614,456	\$ 3,369,923
E. Goal: SALARY ADJUSTMENTS		
E.1.1. Strategy: SALARY ADJUSTMENTS	<u>\$ 3,539,552</u>	<u>\$ 7,195,379</u>
Grand Total, RAILROAD COMMISSION	<u>\$ 243,365,613</u>	<u>\$ 237,152,107</u>

RAILROAD COMMISSION
(Continued)

Object-of-Expense Informational Listing:

Salaries and Wages	\$ 77,565,077	\$ 81,220,904
Other Personnel Costs	1,559,098	1,559,098
Professional Fees and Services	47,702,025	39,502,014
Fuels and Lubricants	1,722,585	1,722,585
Consumable Supplies	224,334	224,334
Utilities	772,489	772,489
Travel	1,738,928	1,738,928
Rent - Building	1,065,346	1,065,346
Rent - Machine and Other	383,761	383,761
Other Operating Expense	107,451,274	108,836,888
Capital Expenditures	<u>3,180,696</u>	<u>125,760</u>

Total, Object-of-Expense Informational Listing \$ 243,365,613 \$ 237,152,107

Estimated Allocations for Employee Benefits and Debt Service Appropriations Made Elsewhere in this Act:

Employee Benefits

Retirement	\$ 6,711,397	\$ 7,423,778
Group Insurance	13,204,027	13,535,344
Social Security	5,349,342	5,929,595
Benefits Replacement	<u>20,319</u>	<u>16,235</u>

Total, Estimated Allocations for Employee Benefits and Debt Service Appropriations Made Elsewhere in this Act \$ 25,285,085 \$ 26,904,952

1. Performance Measure Targets. The following is a listing of the key performance target levels for the Railroad Commission. It is the intent of the Legislature that appropriations made by this Act be utilized in the most efficient and effective manner possible to achieve the intended mission of the Railroad Commission. In order to achieve the objectives and service standards established by this Act, the Railroad Commission shall make every effort to attain the following designated key performance target levels associated with each item of appropriation.

	<u>2024</u>	<u>2025</u>
A. Goal: ENERGY RESOURCES		
Outcome (Results/Impact):		
Percent of Oil and Gas Wells That Are Active	68%	69%
A.1.1. Strategy: ENERGY RESOURCE DEVELOPMENT		
Output (Volume):		
Number of Drilling Permit Applications Processed	15,400	15,000
Number of Wells Monitored	440,440	440,440
Efficiencies:		
Average Number of Wells Monitored Per Analyst	36,600	36,600
The Average Number of Staff Days Required to Review and Process a Drilling Permit Application During the Reporting Period	3	3
B. Goal: SAFETY PROGRAMS		
Outcome (Results/Impact):		
Average Number of Pipeline Safety Violations Per Equivalent 100 Miles of Pipe Identified through Inspections	0.5	0.5
B.1.1. Strategy: PIPELINE SAFETY		
Output (Volume):		
Number of Pipeline Safety Inspections Performed	1,750	1,750
Efficiencies:		
Average Number of Pipeline Field Inspections Per Field Inspector	85	85
B.1.2. Strategy: PIPELINE DAMAGE PREVENTION		
Output (Volume):		
Number of Excavation Damage Enforcement Cases Completed	2,200	2,100
B.2.1. Strategy: REGULATE ALT FUEL RESOURCES		
Output (Volume):		
Number of LPG/LNG/CNG Safety Inspections Performed	20,000	20,000
C. Goal: ENVIRONMENTAL & CONSUMER PROTECTION		
Outcome (Results/Impact):		
Percentage of Oil and Gas Facility Inspections That Identify Environmental Violations	5%	5%
Percentage of Known Orphaned Wells Plugged with State-Managed Funds	20%	20%

RAILROAD COMMISSION
(Continued)

C.1.1. Strategy: OIL/GAS MONITOR & INSPECTIONS

Output (Volume):

Number of Oil and Gas Well and Facility Inspections Performed	355,000	360,000
Number of Oil and Gas Environmental Permit Applications and Reports Processed	110,000	110,000

Efficiencies:

Average Number of Oil and Gas Well and Facility Inspections Performed by District Staff	1,900	1,900
---	-------	-------

Explanatory:

Number of UIC Wells and Other Facilities Subject to Regulation	90,000	90,000
--	--------	--------

C.1.2. Strategy: SURFACE MINING MONITORING/INSPECT

Output (Volume):

Number of Coal Mining Inspections Performed	400	400
---	-----	-----

C.2.1. Strategy: OIL&GAS WELL PLUGGING & REMEDIATION

Output (Volume):

Number of Abandoned Pollution Sites Investigated, Assessed, or Cleaned Up with State-Managed Funds	400	400
Number of Orphaned Wells Plugged with State-Managed Funds	2,000	2,200
Total Aggregate Plugging Depth of Orphaned Wells Plugged with State-Managed Funds (in Linear Feet)	4,000,000	4,400,000

C.3.1. Strategy: GAS UTILITY COMMERCE

Output (Volume):

Number of Gas Utility Dockets Filed	80	80
-------------------------------------	----	----

C.4.1. Strategy: WEATHER PREPAREDNESS

Output (Volume):

Total Number of Inspections at Sites That Are Required to Weatherize during the Reporting Period	7,000	7,100
Total Number of Facilities That Are Required to Weatherize Identified to Be Non-complaint with Weatherization Standards	665	640

Explanatory:

Total Number of Designated Critical Infrastructure Facilities in the State	73,500	73,500
--	--------	--------

D. Goal: PUBLIC ACCESS TO INFO AND SERVICES

D.1.1. Strategy: PUBLIC INFORMATION AND SERVICES

Output (Volume):

Number of Documents Provided to Customers by Information Services	191,000	191,000
---	---------	---------

2. Capital Budget. Funds appropriated above may be expended for capital budget items listed below. The amounts identified for each item may be adjusted or expended on other capital expenditures, subject to the aggregate dollar restrictions on capital budget expenditures provided in the General Provisions of this Act.

	2024	2025
a. Acquisition of Information Resource Technologies		
(1) PC Refresh	\$ 544,375	\$ 544,375
(2) Mainframe Transformation - Phase 3	14,016,774	7,458,873
(3) Electricity Supply Chain Mapping Automation	2,000,000	1,000,000
Total, Acquisition of Information Resource Technologies	\$ 16,561,149	\$ 9,003,248
b. Transportation Items		
(1) Vehicle Acquisition	\$ 1,785,468	\$ 0
c. Acquisition of Capital Equipment and Items		
(1) Optical Gas Imaging Equipment	\$ 719,468	\$ 0
d. Data Center/Shared Technology Services		
(1) Data Center Services (DCS)	\$ 7,411,243	\$ 7,869,131

RAILROAD COMMISSION
(Continued)

e. Legacy Modernization		
(1) Inspection/Enforcement Tracking and Reporting System Phase 4	\$ 2,000,000	\$ 1,000,000
Total, Capital Budget	<u>\$ 28,477,328</u>	<u>\$ 17,872,379</u>
Method of Financing (Capital Budget):		
General Revenue Fund	\$ 11,929,075	\$ 7,882,027
GR Dedicated - Oil and Gas Regulation and Cleanup Account No. 5155	<u>\$ 16,548,253</u>	<u>\$ 9,990,352</u>
Total, Method of Financing	<u>\$ 28,477,328</u>	<u>\$ 17,872,379</u>

3. Appropriations Limited to Revenue Collections: LPG/CNG/LNG Fees. Fees, fines and other miscellaneous revenues as authorized and generated by the operation of the Alternative Fuels Licensing Program related to activities in the liquefied petroleum gas (LPG), compresses natural gas (CNG), and liquefied natural gas (LNG) industries pursuant to Natural Resources Code Sections 113.082, 113.090, 113.093, 113.094, 113.131, 116.032, 116.034, and 116.072 shall cover, at a minimum, the cost of General Revenue appropriations made above in Strategy B.2.1, Regulate Alternative Energy Resources, as well as the "other direct and indirect costs" made elsewhere in this Act associated with these programs. Direct costs for the Alternative Fuels Licensing Program are estimated to be \$1,928,365 in fiscal year 2024 and \$1,928,365 in fiscal year 2025 and "other direct and indirect costs" are estimated to be \$659,519 in fiscal year 2024 and \$664,235 in fiscal year 2025.

In the event that actual and/or projected revenue collections are insufficient to offset the costs identified by this provision, the Legislative Budget Board may direct that the Comptroller of Public Accounts reduce the appropriation authority provided above to be within the amount of revenue expected to be available.

All fees collected in excess of the Comptroller of Public Accounts' Biennial Revenue Estimate (Revenue Object Codes 3035 and 3246) are appropriated to the Railroad Commission to be spent on the Alternative Fuels Licensing Program that generated the fees.

4. Liquefied Petroleum Gas (LPG) and Compressed Natural Gas (CNG) Training and Examination Renewal Fees. Included in amounts appropriated above in Strategy B.2.1, Regulate Alternative Energy Resources, is \$1,367,000 in each fiscal year of the biennium in Appropriated Receipts (Revenue Object Codes 3245 and 3722) from fees assessed and collected pursuant to Natural Resources Code, Sections 113.088 and 116.034. These amounts may only be used for the purpose of providing training and examinations to licensees and certificate holders. In addition to amounts appropriated above, any additional amounts collected by the Railroad Commission pursuant to Natural Resources Code, Sections 113.088 and 116.034, on or after September 1, 2023, are appropriated to the Commission for the same purpose. Any additional revenues that may be collected under the provisions of this rider are estimated to be \$0.

5. Appropriation Limited to Revenue Collections: Coal Mining Inspection and Enforcement and Coal/Uranium Mining Applications and Permits. Fees, fines and other miscellaneous revenues as authorized and generated by the operation of the Coal Mining Inspection and Enforcement Program and the Coal/Uranium Mining Applications and Permits Program pursuant to Natural Resources Code Chapters 131 and 134 shall cover, at a minimum, the cost of General Revenue appropriations made above in Strategy C.1.2, Surface Mining Monitoring and Inspections, as well as the "other direct and indirect costs" made elsewhere in this Act associated with this program. Direct costs for the Coal Mining Inspection and Enforcement Program and the Coal/Uranium Mining Applications and Permits Program are estimated to be \$2,139,572 in fiscal year 2024 and \$2,139,572 in fiscal year 2025 and "other direct and indirect costs" are estimated to be \$416,146 in fiscal year 2024 and \$419,142 in fiscal year 2025.

In the event that actual and/or projected revenue collections are insufficient to offset the costs identified by this provision, the Legislative Budget Board may direct that the Comptroller of Public Accounts reduce the appropriation authority provided above to be within the amount of revenue expected to be available.

RAILROAD COMMISSION

(Continued)

All fees collected in excess of the Comptroller of Public Accounts' Biennial Revenue Estimate (Revenue Object Code 3329) are appropriated to the Railroad Commission to be spent on the Surface Mining Program that generated the fees.

- 6. Appropriations Limited to Revenue Collections: Pipeline Safety and Regulatory Fees.** Fees, fines, and other miscellaneous revenues as authorized and generated by the operation of the Pipeline Safety/Inspections Program and the Underground Damage Prevention Program pursuant to Natural Resources Code Section 81.071 and Utilities Code Section 121.211 shall cover, at a minimum, the cost of the General Revenue-Dedicated Oil and Gas Regulation and Cleanup Account No. 5155 appropriations made above in Strategy B.1.1, Ensure Pipeline Safety, and Strategy B.1.2, Pipeline Damage Prevention, as well as the other "direct and indirect costs" made elsewhere in this Act associated with this program. Direct costs for the Pipeline Safety and Regulatory Program are estimated to be \$6,809,943 in fiscal year 2024 and \$6,809,943 in fiscal year 2025 and "other direct and indirect costs" are estimated to be \$2,419,336 in fiscal year 2024 and \$2,436,305 in fiscal year 2025.

In the event that actual and/or projected revenue collections are insufficient to offset the costs identified by this provision, the Legislative Budget Board may direct that the Comptroller of Public Accounts reduce the appropriation authority provided above to be within the amount of revenue expected to be available.

- 7. Capital Budget Expenditures: Federal Funds and Appropriated Receipts.** Notwithstanding Article IX, Section 14.03, Transfers - Capital Budget, the Railroad Commission may expend Federal Funds and Appropriated Receipts collected in excess of the amounts identified in the agency's bill pattern on items listed in Rider 2, Capital Budget. The Railroad Commission shall notify the Legislative Budget Board, the Comptroller of Public Accounts, and the Governor upon receipt of Federal Funds and Appropriated Receipts collected in excess of the amounts identified in the agency's bill pattern, the amount received from these sources, and how the amounts will be expended on items listed in Rider 2, Capital Budget.

- 8. Appropriation: Anthropogenic Carbon Dioxide Storage Trust Fund Revenues.** In addition to the amounts appropriated above, any revenues received in the Anthropogenic Carbon Dioxide Storage Trust Fund No. 827 (Other Funds) (estimated to be \$353,000 in fiscal year 2024 and \$352,000 in fiscal year 2025) during the 2024-25 biennium are appropriated to the Railroad Commission. In accordance with Water Code, Chapter 27, Subchapter C-1, these funds shall be used for the costs of: (1) permitting, monitoring, and inspecting anthropogenic carbon dioxide injection wells for geologic storage and geologic storage facilities; and (2) enforcing and implementing Water Code, Chapter 27, Subchapter C-1, and rules adopted by the Railroad Commission pursuant to this Subchapter C-1.

The Railroad Commission shall notify the Legislative Budget Board, the Comptroller of Public Accounts, and the Governor if any revenue received in the Anthropogenic Carbon Dioxide Storage Trust Fund No. 827 (Other Funds) is appropriated according to this provision.

- 9. Oil and Gas Division Permitting Efficiencies.** Out of funds appropriated above in Strategy D.1.1, Public Information and Services, the Railroad Commission shall publish information regarding staffing levels in its Oil and Gas Division in both its Austin office and in each district office. The information shall detail how the agency is managing staffing levels sufficient to review and respond to disposal or injection well permits applications within 30 days of receipts, all other permits applications within 10 business days of receipt, and issue final decisions on contested case oil and gas permitting matters within 60 business days of the hearing date.
- 10. Transfer Authority.** Notwithstanding limitations on appropriation transfers contained in the General Provisions of this Act, the Railroad Commission is authorized to direct agency resources and transfer such amounts appropriated above between appropriation line items.

The Railroad Commission shall provide prior notification to the Legislative Budget Board, the Governor, and the Comptroller of Public Accounts regarding transfers of amounts appropriated above between appropriation line items if the amount exceeds 20 percent of the appropriation line item from which the transfer is made for the fiscal year.

- 11. Appropriation: Unexpended Balances Between Fiscal Years within the Biennium.** Any unobligated and unexpended balances as of August 31, 2024, in the appropriations made to the Railroad Commission are appropriated for the same purposes for the fiscal year beginning September 1, 2024.

RAILROAD COMMISSION
(Continued)

- 12. Appropriation: Oil and Gas Regulation and Cleanup Account Fees.** In addition to the amounts appropriated above, the Railroad Commission is appropriated any fees deposited in the General Revenue-Dedicated Oil and Gas Regulation and Cleanup Account No. 5155 in excess of amounts indicated in the Comptroller of Public Accounts' Biennial Revenue Estimate.

The Railroad Commission shall notify the Legislative Budget Board, the Governor, and the Comptroller of Public Accounts if fees deposited in the General Revenue-Dedicated Oil and Gas Regulation and Cleanup Account No. 5155 exceed the amount identified in the Comptroller of Public Accounts' Biennial Revenue Estimate and are appropriated according to this provision.

- 13. Operational Stability Contingency.** In the event that the sum of available unencumbered and unobligated balances in the General Revenue-Dedicated Oil and Gas Regulation and Cleanup Account No. 5155 (estimated to be \$27.3 million at the beginning of the 2024-25 biennium) and the revenue deposited into the account during each year of the 2024-25 biennium, is determined by the Comptroller of Public Accounts to be insufficient to support appropriations made in this Act from the account, including other direct and indirect costs, the Commission is appropriated General Revenue generated by the Gas Utility Pipeline Tax, in the amount of the difference, not to exceed \$5.0 million per fiscal year.

- 14. Unexpended Balances Appropriation: Acquisition of Information Resource Technologies.** Out of amounts appropriated to the Railroad Commission for the 2022-23 biennium for capital budget items included in the Acquisition of Information Resource Technologies category, any unobligated and unexpended balances remaining as of August 31, 2023, (estimated to be \$0) are appropriated for the fiscal biennium beginning September 1, 2023, for the same purpose.

- 15. Additional Funding Sources and Cash Flow Contingency.** In the event that revenues collected in the General Revenue-Dedicated Oil and Gas Regulation and Cleanup Account No. 5155 for each fiscal year of the biennium are less than 90.0 percent of the amounts appropriated in this Act, including other direct and indirect costs and repayment of the additional General Revenue, the Legislative Budget Board and the Governor may direct the transfer of sufficient amounts of General Revenue funds to the Railroad Commission from appropriations made elsewhere in this Act.

Contingent upon the receipt of revenue in the General Revenue-Dedicated Oil and Gas Regulation and Cleanup Account No. 5155, the Railroad Commission may temporarily utilize additional General Revenue funds, pending receipt of revenue, in an amount not to exceed \$25.0 million per fiscal year. The General Revenue amounts transferred above the General Revenue method of finance shall be utilized for the purpose of temporary cash flow needs. The transfer and reimbursement of funds shall be made under procedures established by the Comptroller of Public Accounts to ensure all borrowed funds are reimbursed to the Treasury on or before December 31 of the following fiscal year.

- 16. Informational Listing: Infrastructure Investment and Jobs Act Funds.** Amounts appropriated above to the Railroad Commission include \$61,811,300 in fiscal year 2024 and \$62,900,000 in fiscal year 2025 in Federal Funds provided through the Infrastructure Investment and Jobs Act of 2021 (IIJA) for the purpose of plugging orphaned oil and gas wells. In addition, an estimated 1,000 wells in fiscal year 2024 and 1,200 wells in fiscal year 2025 are anticipated to be plugged using these IIJA funds and are included in the performance measure targets for the "Number of Orphaned Wells Plugged with the Use of State-Managed Funds" in Rider 1, Performance Measure Targets.

- 17. Underground Injection Control Modeling.** The Railroad Commission may utilize funds appropriated above in Strategy C.1.1, Oil and Gas Monitoring and Inspections, to contract for advanced modeling to draw seismic response areas, set appropriate limitations on injection wells, and quickly implement statutory and regulatory requirements associated with seismic events.

- 18. Digitization of Historical Records.** Amounts appropriated above to the Railroad Commission in Strategy D.1.1, Public Information and Services, include \$1,110,980 in fiscal year 2024 and \$858,894 in fiscal year 2025 from the General Revenue Fund for the purpose of digitizing certain historical records, reports, and forms. The Railroad Commission shall not use these funds to execute a contract with the Department of Information Resources unless the Railroad Commission has consulted with institutions of higher education and determined that the digitization cannot be completed at an institution of higher education in a cost-effective manner which meets the needs of the agency.

RAILROAD COMMISSION
(Continued)

19. Enforcement and Compliance Data and Public Information. Out of amounts appropriated above to the Railroad Commission in Strategy D.1.1, Public Information and Services, the agency shall publish enforcement data on its website quarterly, including inspection and enforcement activities, violations identified, and the final penalties assessed to operators. The agency shall also make available on its website quarterly trends in its enforcement data, including the number of complaints received and how the complaints were resolved, the number and severity of violations identified and sent for enforcement actions for each Commission rule, and the number of repeat violations found for each operator.

SOIL AND WATER CONSERVATION BOARD

	For the Years Ending	
	August 31, 2024	August 31, 2025
Method of Financing:		
General Revenue Fund	\$ 69,336,504	\$ 45,266,019
Federal Funds	<u>\$ 25,300,804</u>	<u>\$ 25,329,227</u>
Total, Method of Financing	<u>\$ 94,637,308</u>	<u>\$ 70,595,246</u>
 This bill pattern represents an estimated 99.9% of this agency's estimated total available funds for the biennium.		
Number of Full-Time-Equivalents (FTE):	82.0	82.0
Schedule of Exempt Positions:		
Executive Director, Group 4	\$155,273	\$160,262
 Items of Appropriation:		
A. Goal: SOIL & WATER CONSERVATION ASSIST		
Soil and Water Conservation Assistance.		
A.1.1. Strategy: PROGRAM MANAGEMENT & ASSISTANCE	\$ 10,407,287	\$ 10,407,287
Program Expertise, Financial & Conservation Implementation Assistance.		
A.2.1. Strategy: FLOOD CONTROL DAM MAINTENANCE	16,842,976	16,842,975
Flood Control Dam Maintenance, Operations and Engineering.		
A.2.2. Strategy: FLOOD CONTROL DAM CONSTRUCTION	<u>52,912,265</u>	<u>28,623,107</u>
Total, Goal A: SOIL & WATER CONSERVATION ASSIST	\$ 80,162,528	\$ 55,873,369
 B. Goal: NONPOINT SOURCE POLLUTION ABATEMENT		
Administer a Program for Abatement of Agricul Nonpoint Source Pollution.		
B.1.1. Strategy: STATEWIDE MANAGEMENT PLAN	\$ 4,565,800	\$ 4,565,800
Implement a Statewide Management Plan for Controlling NPS Pollution.		
B.1.2. Strategy: WATER QUALITY MANAGEMENT PLANS	<u>5,211,338</u>	<u>5,211,338</u>
Water Quality Management Plans for Problem Agricultural Areas.		
Total, Goal B: NONPOINT SOURCE POLLUTION ABATEMENT	\$ 9,777,138	\$ 9,777,138
 C. Goal: WATER SUPPLY ENHANCEMENT		
Protect and Enhance Water Supplies.		
C.1.1. Strategy: CARRIZO CANE ERADICATION	\$ 3,582,729	\$ 3,582,729
 D. Goal: INDIRECT ADMINISTRATION		
D.1.1. Strategy: INDIRECT ADMINISTRATION	\$ 858,819	\$ 863,808

SOIL AND WATER CONSERVATION BOARD
(Continued)

E. Goal: SALARY ADJUSTMENTS		
E.1.1. Strategy: SALARY ADJUSTMENTS	\$ 256,094	\$ 498,202
Grand Total, SOIL AND WATER CONSERVATION BOARD	\$ 94,637,308	\$ 70,595,246

Object-of-Expense Informational Listing:

Salaries and Wages	\$ 5,512,413	\$ 5,759,510
Other Personnel Costs	156,190	156,190
Professional Fees and Services	37,738,990	13,449,832
Fuels and Lubricants	63,000	63,000
Consumable Supplies	34,350	34,350
Utilities	108,000	108,000
Travel	433,250	433,250
Rent - Building	336,500	336,500
Rent - Machine and Other	49,250	49,250
Other Operating Expense	3,228,706	3,228,706
Grants	46,976,659	46,976,658

Total, Object-of-Expense Informational Listing	\$ 94,637,308	\$ 70,595,246
---	---------------	---------------

Estimated Allocations for Employee Benefits and Debt Service Appropriations Made Elsewhere in this Act:

<u>Employee Benefits</u>		
Retirement	\$ 457,163	\$ 482,896
Group Insurance	829,418	845,755
Social Security	365,061	385,758
Benefits Replacement	4,222	3,373

Total, Estimated Allocations for Employee Benefits and Debt Service Appropriations Made Elsewhere in this Act	\$ 1,655,864	\$ 1,717,782
--	--------------	--------------

1. Performance Measure Targets. The following is a listing of the key performance target levels for the Soil and Water Conservation Board. It is the intent of the Legislature that appropriations made by this Act be utilized in the most efficient and effective manner possible to achieve the intended mission of the Soil and Water Conservation Board. In order to achieve the objectives and service standards established by this Act, the Soil and Water Conservation Board shall make every effort to attain the following designated key performance target levels associated with each item of appropriation.

	2024	2025
A. Goal: SOIL & WATER CONSERVATION ASSIST		
Outcome (Results/Impact):		
Percent of District Financial Needs Met by Soil and Water Conservation Board Grants	61%	61%
A.1.1. Strategy: PROGRAM MANAGEMENT & ASSISTANCE		
Output (Volume):		
Number of Contacts with Districts to Provide Conservation Program Implementation and Education Assistance	18,625	18,625
A.2.1. Strategy: FLOOD CONTROL DAM MAINTENANCE		
Output (Volume):		
Number of Flood Control Dam Maintenance Grants Awarded	3	3
A.2.2. Strategy: FLOOD CONTROL DAM CONSTRUCTION		
Output (Volume):		
Number of Flood Control Dam Construction Grants Awarded	4	4
B. Goal: NONPOINT SOURCE POLLUTION ABATEMENT		
Outcome (Results/Impact):		
Percent of Agricultural and Silvicultural Operations with a Potential to Cause Nonpoint Pollution in Problem Areas As Identified and Designated by the TSSWCB	100%	100%
B.1.1. Strategy: STATEWIDE MANAGEMENT PLAN		
Output (Volume):		
Number of Proposals for Federal Grant Funding Evaluated by TSSWCB Staff	25	25

SOIL AND WATER CONSERVATION BOARD
(Continued)

B.1.2. Strategy: WATER QUALITY MANAGEMENT PLANS

Output (Volume):

Number of Water Quality Management Plans Certified	190	190
--	-----	-----

C. Goal: WATER SUPPLY ENHANCEMENT

C.1.1. Strategy: CARRIZO CANE ERADICATION

Output (Volume):

The Predicted Number of Acres of Carrizo Cane Treated	3,500	3,500
---	-------	-------

2. Soil and Water Conservation Districts.

(a) **Conservation Assistance Grants.**

- (1) Out of the amounts appropriated above to the Soil and Water Conservation Board, any conservation assistance grant funds awarded to soil and water conservation districts on a matching basis that require districts to raise funds from sources other than the Soil and Water Conservation Board prior to receiving such grants shall remain permanently with the soil and water conservation district to which funds were granted. The Soil and Water Conservation Board shall not require the soil and water conservation districts to return conservation assistance grant funds at the end of a fiscal year or at the end of a biennium.
- (2) **Match Requirements.** Funds appropriated above for conservation assistance grants for soil and water conservation districts may be expended only when matched by equal amounts from sources other than state funds or earnings from state funds, not to exceed \$7,500 in any district per fiscal year.

- (b) **Needs Assessment Report.** Out of amounts appropriated above, no later than May 31 of each even numbered year, the Soil and Water Conservation Board shall produce and provide to the Legislative Budget Board a report, in a manner prescribed by the Legislative Budget Board, that provides a financial needs assessment of all Soil and Water Conservation Districts statewide, identifies the qualitative and quantitative factors within that needs assessment, determines the amount of additional funding required to meet those needs, includes an inventory of additional services that could be provided, identifies optional funding level impacts, and provides recommendations for which programs should be prioritized for additional funding.

3. Allocation of Grant Funds. Out of the amounts appropriated above to the Soil and Water Conservation Board, any Conservation Implementation Assistance or Technical Assistance grant funds to the soil and water conservation districts shall be used for expenses occurring in the fiscal year in which the grant funds are allocated. Grant distributions are made contingent upon districts filing annual Conservation Implementation Assistance or Technical Assistance expenditure summary reports with the Soil and Water Conservation Board and are subject to a year-end reconciliation.

4. Statewide Management Plan. Included in the amounts appropriated above in Strategy B.1.1, Statewide Management Plan, is \$966,000 in each fiscal year out of the General Revenue Fund for the nonpoint source water quality program.

5. Water Quality Management Plans. Included in amounts appropriated above in Strategy B.1.2, Pollution Abatement Plan, is \$406,818 out of the General Revenue Fund each fiscal year for administrative costs associated with the preparation of water quality management plans for poultry operators and \$4,804,520 out of the General Revenue fund each fiscal year for the planning and implementation of water quality management plans.

6. Flood Control Dam Transfer Authority.

- (a) Notwithstanding Article IX, §14.01, Appropriations Transfers, of this Act:

- (1) no appropriations may be transferred out of Strategy A.2.2, Flood Control Dam Construction, without prior written approval of the Legislative Budget Board; and
- (2) appropriations may be transferred out of Strategy A.2.1, Flood Control Dam Maintenance:

SOIL AND WATER CONSERVATION BOARD

(Continued)

- (A) without limit into Strategy A.2.2, Flood Control Dam Construction; and
 - (B) in an amount not to exceed 20 percent of the amount appropriated in the fiscal year into strategies other than Strategy A.2.2, Flood Control Dam Construction.
- (b) The Soil and Water Conservation Board shall submit:
- (1) notification to the Legislative Budget Board and the Comptroller of Public Accounts of the purpose, the method of financing and the amount of funds to be transferred into Strategy A.2.2, Flood Control Dam Construction, and into and out of Strategy A.2.1, Flood Control Dam Maintenance, within 30 days of each transfer; and
 - (2) a report to the Legislative Budget Board no later than August 1st each year providing details on encumbered funds and federal funds impacts on flood control dam projects.

7. Ten-Year Dam Repair and Maintenance Plan Report. The Soil and Water Conservation Board shall provide an annual report to the Legislative Budget Board (LBB) by August 1st each year regarding progress made on items listed in the plan required by Agriculture Code Sec. 201.0227. The report shall be in a form prescribed by the LBB.

8. Unexpended Balances.¹

- (a) Any unobligated and unexpended balances in appropriations remaining as of August 31, 2024, made to the Soil and Water Conservation Board are appropriated for the same purpose for the fiscal year beginning September 1, 2024.
- (b) Any unobligated and unexpended balances in appropriations remaining as of August 31, 2023, made to the Soil and Water Conservation Board (estimated to be \$24,289,158) included in Strategy A.2.2, Flood Control Dam Construction above, are appropriated for the same purpose in the same strategy for the fiscal year beginning September 1, 2023.

9. Sunset Contingency.² Funds appropriated above for fiscal year 2025 for the Soil and Water Conservation Board are made contingent on the continuation of the Soil and Water Conservation Board by the Eighty-eighth Legislature, Regular Session, 2023. In the event that the agency is not continued, the funds appropriated for fiscal year 2024, or as much thereof as may be necessary, are to be used to provide for the phase out of agency operations.

¹ Modified to reflect technical correction clarifying unobligated and unexpended balance authority appropriations included in the 2024-25 biennium from an estimated amount carried forward from the 2022-23 biennium.

² SB 1424, 88th Legislature, Regular Session, relating to the continuation and functions of the Soil and Water Conservation Board and the Texas Invasive Species Coordinating Committee, passed and was enacted, resulting in the continuation of the agency through September 1, 2035.

WATER DEVELOPMENT BOARD

	For the Years Ending	
	August 31, 2024	August 31, 2025
Method of Financing:		
General Revenue Fund ¹	\$ 230,230,129	\$ 89,248,732
Federal Funds	\$ 48,397,216	\$ 48,564,308
<u>Other Funds</u>		
Texas Infrastructure Resiliency Fund No. 175	\$ 39,518,918	\$ 39,518,918
Rural Water Assistance Fund No. 301	1,617,137	1,571,708
Water Infrastructure Fund No. 302	23,261,000	23,663,500
Economically Distressed Areas Bond Payment Account No. 357	4,177,370	4,136,068
Agricultural Water Conservation Fund No. 358	1,500,000	1,500,000
Water Assistance Fund No. 480	248,000	248,000
Appropriated Receipts	1,051,292	1,051,292

WATER DEVELOPMENT BOARD
(Continued)

Interagency Contracts	<u>45,712</u>	<u>45,712</u>
Subtotal, Other Funds	\$ <u>71,419,429</u>	\$ <u>71,735,198</u>
Total, Method of Financing	<u>\$ 350,046,774</u>	<u>\$ 209,548,238</u>

This bill pattern represents an estimated 12.1% of this agency's estimated total available funds for the biennium.

Number of Full-Time-Equivalents (FTE):	476.5	482.5
--	-------	-------

Schedule of Exempt Positions:

Executive Administrator, Group 7	\$209,433	\$219,284
Commissioner (Chair), Group 6	201,000	201,000
Commissioner, Group 6	(2) 201,000	(2) 201,000

Items of Appropriation:

A. Goal: WATER SCIENCE, CONSERVATION, & DATA
Guide Conserv & Mgmt of State's Water Resources Using Science & Data.

A.1.1. Strategy: ENVIRONMENTAL IMPACT INFORMATION	\$ 1,024,247	\$ 1,024,247
Collection, Analysis and Reporting of Environmental Impact Information.		
A.1.2. Strategy: WATER RESOURCES DATA	4,118,755	3,935,654
A.1.3. Strategy: AUTO INFO COLLECT., MAINT. & DISSEM	4,847,098	1,847,098
Automated Information Collection, Maintenance, and Dissemination.		
A.2.1. Strategy: TECHNICAL ASSISTANCE & MODELING	2,715,541	2,715,541
Technical Assistance and Modeling.		
A.2.2. Strategy: INNOVATIVE WATER TECHNOLOGIES	3,386,079	3,536,079
A.3.1. Strategy: WATER CONSERVATION EDUCATION & ASST	2,425,526	2,417,486
Water Conservation Education and Assistance.		
A.4.1. Strategy: STATE AND FEDERAL FLOOD PROGRAMS	<u>54,095,202</u>	<u>54,030,882</u>

Total, Goal A: WATER SCIENCE, CONSERVATION, & DATA	\$ 72,612,448	\$ 69,506,987
---	---------------	---------------

B. Goal: STATEWIDE WATER AND FLOOD PLANNING

B.1.1. Strategy: STATEWIDE WATER PLANNING	\$ 6,981,232	\$ 6,973,192
B.1.2. Strategy: STATEWIDE FLOOD PLANNING	<u>35,644,612</u>	<u>35,612,452</u>

Total, Goal B: STATEWIDE WATER AND FLOOD PLANNING	\$ 42,625,844	\$ 42,585,644
--	---------------	---------------

C. Goal: WATER PROJECT FINANCING

Provide Financing for the Development of Water-related Projects.

C.1.1. Strategy: STATE & FEDERAL FIN ASSIST PROGRAM¹	\$ 156,244,339	\$ 18,460,444
State and Federal Financial Assistance Programs.		
C.1.2. Strategy: ECONOMICALLY DISTRESSED AREAS	<u>420,455</u>	<u>420,455</u>
Economically Distressed Areas Program.		

Total, Goal C: WATER PROJECT FINANCING	\$ 156,664,794	\$ 18,880,899
---	----------------	---------------

D. Goal: NON-SELF SUPPORTING G O DEBT SVC

Fulfill All G O Bond Debt Svc Commitments for Non-self Supp G O Bonds.

D.1.1. Strategy: EDAP DEBT SERVICE	\$ 35,995,239	\$ 35,634,988
General Obligation Bond Debt Service Payments for EDAP.		
D.1.2. Strategy: WIF DEBT SERVICE	<u>23,261,000</u>	<u>23,663,500</u>
G.O. Bond Debt Service Payments for the Water Infrastructure Fund Pgm.		

Total, Goal D: NON-SELF SUPPORTING G O DEBT SVC	\$ 59,256,239	\$ 59,298,488
--	---------------	---------------

WATER DEVELOPMENT BOARD
(Continued)

E. Goal: INDIRECT ADMINISTRATION		
E.1.1. Strategy: CENTRAL ADMINISTRATION	\$ 7,264,055	\$ 7,273,905
E.1.2. Strategy: INFORMATION RESOURCES	8,475,528	8,336,032
E.1.3. Strategy: OTHER SUPPORT SERVICES	<u>1,672,342</u>	<u>672,342</u>
Total, Goal E: INDIRECT ADMINISTRATION	\$ 17,411,925	\$ 16,282,279
F. Goal: SALARY ADJUSTMENTS		
F.1.1. Strategy: SALARY ADJUSTMENTS	<u>\$ 1,475,524</u>	<u>\$ 2,993,941</u>
Grand Total, WATER DEVELOPMENT BOARD	<u>\$ 350,046,774</u>	<u>\$ 209,548,238</u>

Object-of-Expense Informational Listing:

Salaries and Wages	\$ 38,834,213	\$ 40,934,578
Other Personnel Costs	1,014,140	1,021,126
Professional Fees and Services	30,463,849	28,579,924
Fuels and Lubricants	131,600	131,600
Consumable Supplies	189,454	189,454
Utilities	268,595	268,595
Travel	885,851	893,051
Rent - Building	442,705	442,705
Rent - Machine and Other	213,104	213,104
Debt Service	60,873,376	60,870,196
Other Operating Expense	10,789,136	9,241,508
Grants	203,790,751	65,664,897
Capital Expenditures	<u>2,150,000</u>	<u>1,097,500</u>
Total, Object-of-Expense Informational Listing	<u>\$ 350,046,774</u>	<u>\$ 209,548,238</u>

Estimated Allocations for Employee Benefits and Debt Service Appropriations Made Elsewhere in this Act:

Employee Benefits

Retirement	\$ 3,618,641	\$ 3,824,164
Group Insurance	6,275,810	6,475,099
Social Security	2,916,092	3,081,599
Benefits Replacement	<u>7,023</u>	<u>5,611</u>

Total, Estimated Allocations for Employee Benefits and Debt Service Appropriations Made Elsewhere in this Act

\$ 12,817,566 \$ 13,386,473

1. Performance Measure Targets. The following is a listing of the key performance target levels for the Water Development Board. It is the intent of the Legislature that appropriations made by this Act be utilized in the most efficient and effective manner possible to achieve the intended mission of the Water Development Board. In order to achieve the objectives and service standards established by this Act, the Water Development Board shall make every effort to attain the following designated key performance target levels associated with each item of appropriation.

	<u>2024</u>	<u>2025</u>
A. Goal: WATER SCIENCE, CONSERVATION, & DATA		
Outcome (Results/Impact):		
Percent of Information Available to Adequately Monitor the State's Water Supplies	71%	71%
Percent of Eligible Texas Communities and Other Entities Receiving Technical and/or Financial Assistance for Water Conservation	11.5%	11.5%
Percent of Texas Watersheds with Refreshed Flood Maps	20%	20%
A.1.1. Strategy: ENVIRONMENTAL IMPACT INFORMATION		
Output (Volume):		
Number of Estuary and Instream Study Elements Completed	10	10
A.1.3. Strategy: AUTO INFO COLLECT., MAINT. & DISSEM		
Output (Volume):		
Number of Responses to Requests for TNRS Information	220,000	220,000
A.2.1. Strategy: TECHNICAL ASSISTANCE & MODELING		
Output (Volume):		
Number of Responses to Requests for Groundwater Resources Information	4,700	4,700

WATER DEVELOPMENT BOARD
(Continued)

A.3.1. Strategy: WATER CONSERVATION EDUCATION & ASST

Output (Volume):

Number of Responses to Requests for Water Conservation Information, Literature, Data, Technical Assistance and Educational Activities Provided by the Texas Water Development Board Staff	1,100	1,100
---	-------	-------

B. Goal: STATEWIDE WATER AND FLOOD PLANNING

Outcome (Results/Impact):

Percent of Key Regional and Statewide Water Planning Activities Completed	100	100
Percent of Key Regional and Statewide Flood Planning Activities Completed	100	100

C. Goal: WATER PROJECT FINANCING

Outcome (Results/Impact):

Percentage of Application Reviews Completed within 180 Days from Receipt to Commitment	75%	75%
Average Time in Calendar Days to Review Documents from Bid Submittal to Issuance of the Notice to Proceed	90	90
Average Time in Calendar Days to Process Financial Assistance Applications	180	180
Percentage of Outlay Reports Processed within 45 Calendar Days from Receipt to Approval	75%	75%

C.1.1. Strategy: STATE & FEDERAL FIN ASSIST PROGRAM

Output (Volume):

Dollars of New Financial Commitments – State Water Plan	1,100,000,000	1,100,000,000
Number of New Financial Commitments-State Water Plan Projects	50	50
Number of New Financial Commitments - Rural Communities	20	20
Number of Communities Having Active Financial Assistance Agreements	615	615
Dollars of New Financial Assistance Commitments for SWIFT	1,100,000,000	1,100,000,000

C.1.2. Strategy: ECONOMICALLY DISTRESSED AREAS

Output (Volume):

Number of Projects Completed-EDAP	167	167
-----------------------------------	-----	-----

2. Capital Budget. None of the funds appropriated above may be expended for capital budget items except as listed below. The amounts shown below shall be expended only for the purposes shown and are not available for expenditure for other purposes. Amounts appropriated above and identified in this provision as appropriations either for "Lease Payments to the Master Lease Purchase Program" or for items with an "(MLPP)" notation shall be expended only for the purpose of making lease-purchase payments to the Texas Public Finance Authority pursuant to the provisions of Government Code, Section 1232.103.

	2024	2025
a. Acquisition of Information Resource Technologies		
(1) Acquisition of Computer Equipment	\$ 616,480	\$ 0
(2) Strategic Mapping	4,000,000	0
Total, Acquisition of Information Resource Technologies	\$ 4,616,480	\$ 0
b. Data Center/Shared Technology Services		
(1) Shared Technology Services (DCS)	\$ 3,853,884	\$ 3,887,459
Total, Capital Budget	\$ 8,470,364	\$ 3,887,459
Method of Financing (Capital Budget):		
General Revenue Fund	\$ 7,470,364	\$ 3,887,459
Texas Infrastructure Resiliency Fund No. 175	\$ 1,000,000	\$ 0
Total, Method of Financing	\$ 8,470,364	\$ 3,887,459

WATER DEVELOPMENT BOARD
(Continued)

3. Informational Rider: Estimated Outstanding Debt and Debt Service Requirements for Self-Supporting Bonds. In addition to amounts appropriated in this Act, the following is an informational listing of the estimated amounts of outstanding bond debt issued by the Water Development Board as of August 31, 2023, and the estimated required debt service payments for those self-supporting bonds:

	Estimated Outstanding Debt (In Millions)	Estimated Debt Service Requirements (In Millions)
Water Development Fund II (DFund II)	\$ 783.1	\$ 134.6
State Participation Program	\$ 59.8	\$ 15.4
Water Infrastructure Fund (WIF) Bonds-Self Supporting Series	\$ 92.1	\$ 46.9
State Water Implementation Revenue Fund for Texas (SWIRFT)	\$ 6,366.8	\$ 823.9
Clean Water State Revolving Fund (CWSRF)	\$ 710.7	\$ 128.3
Drinking Water State Revolving Fund (DWSRF)	\$ 609.9	\$ 110.9
TOTAL	\$ 8,622.4	\$ 1,260.0

4. Authorized Transfers and Appropriations: Water Assistance Fund.

- (a) The Water Development Board shall transfer a combined amount not to exceed \$5,831,728 each fiscal year from its General Revenue appropriations in Strategy A.2.1, Technical Assistance and Modeling, and Strategy B.1.1, Statewide Water Planning, to the Water Assistance Fund No. 480, for the purposes of making grants to regional planning groups pursuant to Water Code, Section 15.4061 (\$4,151,005), and conducting studies regarding groundwater modeling (\$840,000) and brackish groundwater zone designation (\$840,723) excluding the Dockum Aquifer. The Water Development Board is authorized to transfer these funds from the Water Assistance Fund No. 480 to other accounts as authorized under Water Code, Section 15.011 as needed to support the regional planning process or the development of the state's water resources. Any unobligated and unexpended balances of these funds in the Water Assistance Fund No. 480 as of August 31, 2023 (estimated to be \$0), are appropriated to the Water Development Board for the same purposes. The Board shall report to the Legislature on its progress relating to studies of aquifers and brackish groundwater not later than December 1st of each odd-numbered year.
- (b) In addition to amounts required in subsection (a) above, and notwithstanding the restrictions on transfers contained in Article IX of this Act, the Water Development Board may transfer up to \$1,000,000 in General Revenue from Strategies A.1.1, Environmental Impact Information and A.1.2, Water Resources Data to the Water Assistance Fund No. 480, each fiscal year for the purposes of research contracts related to the study and monitoring of environmental flows and surface water resources where funds would otherwise be lapsed.
- (c) Included in amounts appropriated above in Strategy B.1.1, Statewide Water Planning, is \$248,000 in each fiscal year from unobligated and unexpended balances in Water Assistance Fund No. 480 as of August 31, 2023. This appropriation shall be used for the purpose of making grants to regional planning groups pursuant to Water Code Section 15.4061.
- (d) In addition to amounts appropriated above, all revenues and receipts accruing to the Water Assistance Fund No. 480 during the biennium beginning on September 1, 2023, including receipts from the Water Resources Finance Authority deposited to the Water Assistance Fund No. 480, are appropriated to the Water Development Board for purposes authorized in Water Code, Chapter 15.
- (e) It is the intent of the Legislature that General Revenue appropriations transferred to Water Assistance Fund No. 480 as directed by subsection (a) above be reported as General Revenue expenditures for fiscal years 2024 and 2025 for the purpose of calculating the agency's base level spending.

5. Safe Drinking Water Act State Revolving Fund. Water Development Board expenditures for the state match portion of the community/non-community water system and economically disadvantaged community accounts established under the Safe Drinking Water Act State

WATER DEVELOPMENT BOARD
(Continued)

Revolving Fund may not exceed \$616,321 in fiscal year 2024 and \$616,322 in fiscal year 2025 from the General Revenue Fund in Strategy C.1.1, State and Federal Financial Assistance Programs.

- 6. Appropriation: Water Resources Fund.** In addition to amounts appropriated above, any funds deposited to the credit of the Texas Water Resources Fund No. 591, including but not limited to proceeds from revenue bond sales, investment earnings, and loan repayments, are appropriated to the Water Development Board for the biennium beginning with the effective date of this Act.
- 7. Appropriation: Agricultural Water Conservation Fund.** Amounts appropriated above include \$1,500,000 in Strategy A.3.1, Water Conservation Education and Assistance, out of the Agricultural Water Conservation Fund No. 358 in each fiscal year of the 2024-25 biennium, for use pursuant to Section 50-d of Article III of the Texas Constitution and Water Code, Chapter 17, Subchapter J. In addition to amounts appropriated above, all amounts necessary to administer and disburse funds for loans and grants through the agricultural water conservation program are appropriated from Agricultural Water Conservation Fund No. 358 for that purpose.
- 8. Fee Appropriation: State Revolving Fund Program Operation.** In addition to the amounts appropriated above, the Water Development Board is appropriated any additional fee revenue collected for administration and operation of revolving fund programs for the biennium beginning September 1, 2023.

All fee revenue collected pursuant to the State Revolving Fund (SRF) program and additional state revolving funds may be deposited into an operating fund held in the Texas Treasury Safekeeping Trust Company. All revenues, interest earnings, and available balances in the SRF or additional SRFs operating fund, including interest, may be used only for the purposes of reimbursing expenditures from appropriations made in this Act. Such reimbursement shall include both direct expenditures for salaries and other expenditures and expenditure made for benefits. In addition, the Water Development Board may transfer amounts from the operating fund to the SRF or additional SRFs for uses pursuant to the Water Code, Chapter 15, Subchapter J.
- 9. Rural Water Assistance Fund.** In addition to amounts appropriated above, the Water Development Board is appropriated for the 2024-25 biennium all unobligated and unexpended balances available in and all funds deposited to the credit of the Rural Water Assistance Fund No. 301, including but not limited to proceeds from bonds issued by the Board (estimated to be \$0 in each fiscal year).
- 10. Reporting of Texas Water Resources Finance Authority (TWRFA) Funds.** No later than October 1 of each fiscal year, the Water Development Board shall report to the Legislative Budget Board estimated investments remaining in the Texas Water Resources Finance Authority (TWRFA), amounts received in Appropriated Receipts from cash flows from TWRFA in each fiscal year of the biennium, and expenditures of funds received.
- 11. Appropriation: Cost Recovery for the State Participation Program.** Amounts appropriated above to the Water Development Board in Strategy C.1.1, State and Federal Financial Assistance Program, include an estimated \$25,000 in Appropriated Receipts in each fiscal year of the 2024-25 biennium. Any additional revenues (estimated to be \$0) collected for the administration and operation of the State Participation Program during the biennium are appropriated for the same purposes.
- 12. Capital Budget Expenditures: Federal Funds and Appropriated Receipts Exemption.** To comply with the legislative intent to maximize the use of federal funds, to maximize the use of state funds, and to fulfill grant requirements required for the receipt and expenditure of federal funds, the Water Development Board is exempted from the Capital Budget Rider Provisions contained in Article IX of this Act, "Limitations on Expenditures - Capital Budget," when Federal Funds or Appropriated Receipts are received in excess of amounts identified in the agency's Capital Budget Rider. The Water Development Board shall notify the Legislative Budget Board, the Governor, and the Comptroller of Public Accounts upon receipt of such Federal Funds or Appropriated Receipts, of the amount received and items to be purchased.
- 13. Nuisance Surveys for the Economically Distressed Areas Program.** Out of amounts appropriated above out of the General Revenue Fund in Strategy C.1.2, Economically Distressed Areas, the Water Development Board shall reimburse the Texas Department of State Health Services for costs incurred by the Department in conducting nuisance surveys for applicants for financial assistance through the Economically Distressed Areas program administered by the

WATER DEVELOPMENT BOARD
(Continued)

Board. The Board shall reimburse such costs through Interagency Contracts with the Texas Department of State Health Services in an amount not to exceed a total of \$125,000 for the biennium beginning on September 1, 2023.

- 14. Appropriation and Payment of Debt Service: Water Infrastructure Fund.** In addition to amounts appropriated above, all unobligated and unexpended balances available in and all revenues and funds transferred and/or deposited to the credit of the Water Infrastructure Fund No. 302, including, but not limited to bonds issued by the Water Development Board, are appropriated to the Water Development Board for the biennium beginning on September 1, 2023.

All revenues deposited to the credit of or transferred to the Water Infrastructure Fund (WIF) No. 302, pursuant to Texas Water Code, Section 15.974 (a)(4), are appropriated for the payment of principal and interest on Water Infrastructure Fund bonds issued pursuant to Water Code, Section 17.952, Water Financial Assistance Bonds, to provide financial assistance for projects related to the implementation of the State Water Plan. The amounts identified above in the Method of Financing table as Water Infrastructure Fund No. 302 are estimated amounts to be received from repayments of loan principal and interest on such bonds that mature or become due during the biennium.

- 15. Unexpended Balances Within the Biennium.** Any unobligated and unexpended balances as of August 31, 2024, in appropriations made to the Water Development Board are appropriated for the same purposes for the fiscal year beginning September 1, 2024.

- 16. Reimbursement of Advisory Committees.** Pursuant to Government Code, Section 2110.004, reimbursement of expenses for advisory committee members out of funds appropriated above is limited to the following advisory committees: the Texas Environmental Flows Science Advisory Committee and the Basin and Bay Expert Science Teams.

- 17. Payment of Debt Service: Economically Distressed Areas Bonds.** All receipts deposited to the Economically Distressed Areas Bond Payment Account No. 357 are appropriated for the payment of principal and interest on bonds issued to provide financial assistance for water and wastewater infrastructure through the Economically Distressed Areas Program that mature or become due during the biennium beginning with the effective date of this Act, pursuant to Sections 49-c, 49-d-7, 49-d-8, 49-d-10, and 49-d-14 of Article III of the Texas Constitution and Water Code, Chapter 17, Subchapters C and L, including amounts issued prior to the effective date of this Act. The amounts identified above in the Method of Financing as the Economically Distressed Areas Bond Payment Account No. 357 are estimated amounts to be received from repayments of loan principal and interest on such bonds that mature or become due during the biennium.

The amounts appropriated above out of the General Revenue Fund include \$31,817,869 in fiscal year 2024 and \$31,498,920 in fiscal year 2025 for debt service on Economically Distressed Areas Bonds. The actual amount of funds to be paid from the General Revenue Fund shall be the total amount of debt service obligations due in each fiscal year less the amount available in the Economically Distressed Areas Bond Payment Account No. 357 for Debt Service Payments for the Economically Distressed Areas Program. These provisions shall not be construed, however, to abrogate the obligation of the State under Sections 49-c, 49-d-7, 49-d-8, 49-d-10, and 49-d-14 of Article III of the Texas Constitution to provide for the payment in full of the principal and interest on such bonds that mature or become due during the biennium.

In addition to the reporting requirements in Water Code, Section 17.937, the Water Development Board shall report the following to the Legislative Budget Board no later than October 1 of each fiscal year:

- (a) Current debt service requirements and outstanding bonding authority;
- (b) Appropriations used for bond issuances and debt service payments in the previous fiscal year by Method of Finance;
- (c) An updated bond proceeds and repayments analysis that includes new bonds series issued during the previous fiscal year; and
- (d) Any additional information requested by staff of the Legislative Budget Board.

WATER DEVELOPMENT BOARD

(Continued)

18. Bond Issuance Authority by Program.

- (a) Based on demand in the various programs under the Non-Self Supporting G.O. Water Bonds, the authority to issue bonds may be transferred between programs provided: 1) debt service for such bonds does not exceed the General Revenue appropriation for debt service; 2) the issuance of the bonds is approved by the Bond Review Board; and 3) the Legislative Budget Board, upon receiving a request for bond issuance from the Water Development Board, does not issue a written disapproval not later than the 30th business day after the date the staff of the Legislative Budget Board concludes its review of the request and forwards the review to the Chair of the House Appropriations Committee, Chair of the Senate Finance Committee, Speaker of the House, and Lieutenant Governor.
- (b) Requests submitted to the Legislative Budget Board for the purpose of subsection (a) of this rider must be submitted in a timely manner and include adequate information for evaluating the request. Any additional information requested by the Legislative Budget Board must be submitted promptly and in a manner prescribed by the Legislative Budget Board.

19. Bond Issuance and Payment of Debt Service.

- (a) Within the amounts appropriated above, the Texas Water Development Board is authorized to issue Non-Self Supporting G.O. Water Bonds for Economically Distressed Areas Program and Water Infrastructure Fund purposes, provided: 1) debt service for such bonds does not exceed the General Revenue appropriation for debt service; 2) the issuance of the bonds is approved by the Bond Review Board; and 3) the Legislative Budget Board, upon receiving a request for bond issuance from the Water Development Board, does not issue a written disapproval not later than the 30th business day after the date the staff of the Legislative Budget Board concludes its review of the request and forwards the review to the Chair of the House Appropriations Committee, Chair of the Senate Finance Committee, Speaker of the House, and Lieutenant Governor.
- (b) Requests submitted to the Legislative Budget Board for the purpose of subsection (a) of this rider must be submitted in a timely manner and include adequate information for evaluating the request. Any additional information requested by the Legislative Budget Board must be submitted promptly and in a manner prescribed by the Legislative Budget Board.

20. Regional Drainage and Water Assistance. General Revenue appropriations above in each fiscal year in Goal A, Water Science, Conservation, and Data, Goal B, Statewide Water and Flood Planning, Goal C, Water Project Financing, and Goal D, Non-Self Supporting G.O. Debt Service, and any unobligated and unexpended balances from appropriations from the General Revenue Fund in the strategies in those goals may be used by the Water Development Board to provide grant funding to the Hidalgo County Drainage District No. 1 to implement a flood control project authorized and designated by the US Army Corps of Engineers (Raymondville Drain). The aggregate amount of funding to be provided for this purpose from all strategies shall not exceed \$10,000,000 in each fiscal year of the 2024-25 biennium.

21. Flood Funding. Included in amounts appropriated above in Strategies A.4.1, State and Federal Flood Programs, and B.1.2, Statewide Flood Planning, is \$39,241,567 from the Texas Infrastructure Resiliency Fund No. 175 (TIRF) each fiscal year of the 2024-25 biennium for flood preparedness and safety activities. Included in total appropriations in these strategies from TIRF is \$3,050,000 each fiscal year of the 2024-25 biennium in insurance maintenance taxes collected under Insurance Code Sec. 251.004 in the Floodplain Management sub-account. Any unobligated and unexpended balances in the Floodplain Management sub-account as of August 31, 2023, (estimated to be \$0) are appropriated for the fiscal year beginning September 1, 2023, for the same purposes.

The Texas Water Development Board shall file a report with the Legislative Budget Board and the Governor by June 1st and December 1st of each fiscal year of the 2024-25 biennium showing expenditures from TIRF and the Flood Infrastructure Fund No. 194. The first report shall be filed by December 1, 2023.

22. Unexpended Balances: Strategic Mapping Account. Any unobligated and unexpended balances in the Strategic Mapping Account No. 5180, as of August 31, 2023 (estimated to be \$0), are appropriated for the fiscal year beginning September 1, 2023, for the same purposes.

WATER DEVELOPMENT BOARD

(Continued)

- 23. Reporting Requirement on Agency Funds.** No later than October 1 of each year, the Water Development Board shall submit a report to the Legislative Budget Board identifying any inactive funds administered by the agency including the reason for the inactivity, balances of all funds including obligated and encumbered amounts and unobligated and unexpended balances, outstanding financial commitments of the funds, and any additional information requested by the staff of the Legislative Budget Board. The report shall be in a format prescribed by the Legislative Budget Board.
- 24. Flood Mitigation Assistance.** Included in amounts appropriated above to the Texas Water Development Board in General Revenue in Strategy C.1.1, State and Federal Financial Assistance Programs, in fiscal year 2024 is funding for the following flood mitigation projects in the following amounts:
- (a) \$10,000,000 for the Lower Clear Creek Watershed; and
 - (b) \$18,000,000 for the Halls Bayou Watershed.
- Any unexpended balances remaining as of August 31, 2024, are appropriated for the same purpose in the fiscal year beginning September 1, 2024.
- 25. Wastewater Treatment Facility Assistance.** Included in amounts appropriated above is \$3,225,854 in General Revenue in fiscal year 2024 in Strategy C.1.1, State and Federal Financial Assistance Programs, that may be used only for the purpose of constructing a wastewater treatment facility for the City of Columbus. Any unexpended balances remaining as of August 31, 2024, are appropriated for the same purpose in the fiscal year beginning September 1, 2024.
- 26. Agricultural Water Conservation Project Administration.** Included in amounts appropriated above out of the General Revenue Fund is \$71,471 and 1.0 FTE in fiscal year 2024 and \$63,431 and 1.0 FTE in fiscal year 2025 in Strategy A.3.1, Water Conservation and Education Assistance, for administrative and staff costs to manage Agricultural Water Conservation Fund No. 358 project funding.
- 27. Rural Project Funding.**
- (a) Included in amounts appropriated above out of the General Revenue Fund is \$2,122,615 and 7.0 FTEs in fiscal year 2024 and \$2,612,185 and 13.0 FTEs in fiscal year 2025 in Strategy C.1.1, State and Federal Financial Assistance Programs, for administration of rural-specific financial assistance, to be used as follows:
 - (1) \$622,615 and 7.0 FTEs in fiscal year 2024 and \$1,112,185 and 13.0 FTEs in fiscal year 2025 for administrative and staff costs to manage Rural Water Assistance Fund No. 301 project funding; and
 - (2) \$1,500,000 each fiscal year to contract with an entity to provide technical assistance to rural communities.
 - (b) Any unexpended balances remaining as of August 31, 2024, are appropriated in the fiscal year beginning September 1, 2024, for the same purposes.
- 28. Reservoir Project Feasibility Review.** Out of funds appropriated above, the Texas Water Development Board (TWDB) shall evaluate the feasibility of the proposed Marvin Nichols Reservoir project to be located on the Sulphur River and upstream of the confluence of the White Oak Creek in Franklin, Titus, and Red River Counties. The review shall analyze the implementation timeline, associated costs, land acquisition considerations, and the economic impact of the proposed project. A report regarding the findings of the review shall be prepared and submitted by TWDB to the Legislative Budget Board and Governor no later than January 5, 2025.
- 29. Water Grants and Lake Houston Accumulated Siltation.¹**
- (a) **Water Development Board Water Grant Projects.** Included in amounts appropriated above is \$106,900,000 in General Revenue in fiscal year 2024 in Strategy C.1.1, State and Federal Financial Assistance Programs, for the purposes of providing grants for the following water projects in the following amounts:

WATER DEVELOPMENT BOARD
(Continued)

- (1) \$50,000,000 for structural improvements to the Lake Houston Dam Spillway;
- (2) \$28,000,000 for a riverbank erosion mitigation project along the Brazos River in Fort Bend County near the Levee Improvement District No. 15 levee;
- (3) \$16,900,000 for structural improvements to the Poor Farm Ditch in Harris County; and
- (4) \$12,000,000 for the T.C. Jester Stormwater Detention Basin project in Harris County.

Any unexpended and unobligated balances remaining as of August 31, 2024, are appropriated for the same purpose in the fiscal year beginning September 1, 2024.

(b) **Unexpended Balances.** Any unexpended balances remaining as of August 31, 2023, from appropriations made to the Water Development Board (TWDB) in Strategy B.1.1, State and Federal Financial Assistance Programs, in the 2022-23 biennium (estimated to be \$0) are appropriated to TWDB in Strategy C.1.1, State and Federal Financial Assistance Programs, for the fiscal biennium beginning September 1, 2023, for the following purposes:

- (1) removing accumulated siltation and sediment deposits throughout the San Jacinto River and Lake Houston;
- (2) sediment capture pilot projects upstream of Lake Houston; and
- (3) structural and nonstructural improvements for the San Jacinto River and Lake Houston to convey future floodwaters.

Any unexpended and unobligated balances remaining as of August 31, 2024, are appropriated for the same purpose in the fiscal year beginning September 1, 2024.

¹ Incorporates Article IX, Section 17.38, Appropriation: Texas Water Development Board Water Grants and Lake Houston Accumulated Siltation, of this Act, resulting in an increase of \$106,900,000 out of General Revenue in fiscal year 2024 and additional unexpended balance authority.

RETIREMENT AND GROUP INSURANCE

	For the Years Ending	
	August 31, 2024	August 31, 2025
	<u> </u>	<u> </u>
Method of Financing:		
General Revenue Fund	\$ 53,183,937	\$ 55,694,684
General Revenue Dedicated Accounts	\$ 90,351,335	\$ 94,076,526
Federal Funds	\$ 37,460,047	\$ 38,084,808
Other Special State Funds	<u>\$ 9,055,890</u>	<u>\$ 9,440,207</u>
Total, Method of Financing	<u>\$ 190,051,209</u>	<u>\$ 197,296,225</u>
Items of Appropriation:		
A. Goal: EMPLOYEES RETIREMENT SYSTEM		
A.1.1. Strategy: RETIREMENT CONTRIBUTIONS	\$ 60,800,269	\$ 64,654,805
Retirement Contributions. Estimated.		
A.1.2. Strategy: GROUP INSURANCE	<u>129,250,940</u>	<u>132,641,420</u>
Group Insurance Contributions. Estimated.		
Total, Goal A: EMPLOYEES RETIREMENT SYSTEM	<u>\$ 190,051,209</u>	<u>\$ 197,296,225</u>
Grand Total, RETIREMENT AND GROUP INSURANCE	<u>\$ 190,051,209</u>	<u>\$ 197,296,225</u>

SOCIAL SECURITY AND BENEFIT REPLACEMENT PAY

	For the Years Ending	
	August 31, 2024	August 31, 2025
Method of Financing:		
General Revenue Fund	\$ 12,334,823	\$ 13,447,750
General Revenue Dedicated Accounts	\$ 24,047,355	\$ 25,655,586
Federal Funds	\$ 10,595,040	\$ 10,760,778
Other Special State Funds	<u>\$ 2,836,240</u>	<u>\$ 3,008,806</u>
Total, Method of Financing	<u>\$ 49,813,458</u>	<u>\$ 52,872,920</u>
Items of Appropriation:		
A. Goal: SOCIAL SECURITY/BENEFIT REPLACEMENT Comptroller - Social Security.		
A.1.1. Strategy: STATE MATCH -- EMPLOYER State Match -- Employer. Estimated.	\$ 49,535,416	\$ 52,650,764
A.1.2. Strategy: BENEFIT REPLACEMENT PAY Benefit Replacement Pay. Estimated.	<u>278,042</u>	<u>222,156</u>
Total, Goal A: SOCIAL SECURITY/BENEFIT REPLACEMENT	<u>\$ 49,813,458</u>	<u>\$ 52,872,920</u>
Grand Total, SOCIAL SECURITY AND BENEFIT REPLACEMENT PAY	<u>\$ 49,813,458</u>	<u>\$ 52,872,920</u>

BOND DEBT SERVICE PAYMENTS

	For the Years Ending	
	August 31, 2024	August 31, 2025
Method of Financing:		
General Revenue Fund	\$ 10,921,910	\$ 9,145,874
Texas Agricultural Fund No. 683	<u>\$ 7,139,227</u>	<u>\$ 10,107,753</u>
Total, Method of Financing	<u>\$ 18,061,137</u>	<u>\$ 19,253,627</u>
Items of Appropriation:		
A. Goal: FINANCE CAPITAL PROJECTS		
A.1.1. Strategy: BOND DEBT SERVICE To Texas Public Finance Authority for Pmt of Bond Debt Svc.	\$ 18,061,137	\$ 19,253,627 & UB
Grand Total, BOND DEBT SERVICE PAYMENTS	<u>\$ 18,061,137</u>	<u>\$ 19,253,627</u>

LEASE PAYMENTS

	For the Years Ending	
	August 31, 2024	August 31, 2025
Method of Financing:		
Total, Method of Financing	<u>\$ 0</u>	<u>\$ 0</u>
Items of Appropriation:		
Grand Total, LEASE PAYMENTS	<u>\$ 0</u>	<u>\$ 0</u>

**RECAPITULATION - ARTICLE VI
NATURAL RESOURCES
(General Revenue)**

	For the Years Ending	
	August 31, 2024	August 31, 2025
Department of Agriculture	\$ 80,822,494	\$ 74,206,472
Animal Health Commission	16,658,158	17,022,652
Commission on Environmental Quality	39,309,054	20,644,308
General Land Office and Veterans' Land Board	974,104,847	15,283,416
Parks and Wildlife Department	1,250,327,346	220,566,350
Railroad Commission	94,743,449	93,914,644
Soil and Water Conservation Board	69,336,504	45,266,019
Water Development Board	230,230,129	89,248,732
Subtotal, Natural Resources	\$ 2,755,531,981	\$ 576,152,593
Retirement and Group Insurance	53,183,937	55,694,684
Social Security and Benefit Replacement Pay	12,334,823	13,447,750
Subtotal, Employee Benefits	\$ 65,518,760	\$ 69,142,434
Bond Debt Service Payments	10,921,910	9,145,874
Subtotal, Debt Service	\$ 10,921,910	\$ 9,145,874
TOTAL, ARTICLE VI - NATURAL RESOURCES	\$ 2,831,972,651	\$ 654,440,901

**RECAPITULATION - ARTICLE VI
NATURAL RESOURCES
(General Revenue-Dedicated)**

	For the Years Ending	
	August 31, 2024	August 31, 2025
	<u>2024</u>	<u>2025</u>
Department of Agriculture	\$ 6,899,436	\$ 2,460,621
Commission on Environmental Quality	299,012,858	290,859,844
General Land Office and Veterans' Land Board	68,716,919	31,987,658
Low-level Radioactive Waste Disposal Compact Commission	498,227	498,227
Parks and Wildlife Department	183,935,681	157,344,373
Railroad Commission	<u>77,728,084</u>	<u>71,170,183</u>
Subtotal, Natural Resources	\$ 636,791,205	\$ 554,320,906
Retirement and Group Insurance	90,351,335	94,076,526
Social Security and Benefit Replacement Pay	<u>24,047,355</u>	<u>25,655,586</u>
Subtotal, Employee Benefits	<u>\$ 114,398,690</u>	<u>\$ 119,732,112</u>
TOTAL, ARTICLE VI - NATURAL RESOURCES	<u>\$ 751,189,895</u>	<u>\$ 674,053,018</u>

**RECAPITULATION - ARTICLE VI
NATURAL RESOURCES
(Federal Funds)**

	For the Years Ending	
	August 31, 2024	August 31, 2025
Department of Agriculture	\$ 704,085,742	\$ 737,828,752
Animal Health Commission	1,766,722	1,766,722
Commission on Environmental Quality	40,345,464	38,540,793
General Land Office and Veterans' Land Board	835,726,687	375,153,935
Parks and Wildlife Department	69,817,516	64,488,438
Railroad Commission	68,754,080	69,928,280
Soil and Water Conservation Board	25,300,804	25,329,227
Water Development Board	<u>48,397,216</u>	<u>48,564,308</u>
Subtotal, Natural Resources	\$ 1,794,194,231	\$ 1,361,600,455
Retirement and Group Insurance	37,460,047	38,084,808
Social Security and Benefit Replacement Pay	<u>10,595,040</u>	<u>10,760,778</u>
Subtotal, Employee Benefits	<u>\$ 48,055,087</u>	<u>\$ 48,845,586</u>
TOTAL, ARTICLE VI - NATURAL RESOURCES	<u>\$ 1,842,249,318</u>	<u>\$ 1,410,446,041</u>

**RECAPITULATION - ARTICLE VI
NATURAL RESOURCES
(Other Funds)**

	For the Years Ending	
	August 31, 2024	August 31, 2025
Department of Agriculture	\$ 33,427,347	\$ 11,383,941
Commission on Environmental Quality	10,993,325	11,201,481
General Land Office and Veterans' Land Board	229,679,465	143,993,034
Parks and Wildlife Department	5,864,987	5,142,900
Railroad Commission	2,140,000	2,139,000
Water Development Board	71,419,429	71,735,198
Subtotal, Natural Resources	\$ 353,524,553	\$ 245,595,554
Retirement and Group Insurance	9,055,890	9,440,207
Social Security and Benefit Replacement Pay	2,836,240	3,008,806
Subtotal, Employee Benefits	\$ 11,892,130	\$ 12,449,013
Bond Debt Service Payments	7,139,227	10,107,753
Subtotal, Debt Service	\$ 7,139,227	\$ 10,107,753
Less Interagency Contracts	\$ 10,466,126	\$ 10,468,287
TOTAL, ARTICLE VI - NATURAL RESOURCES	\$ 362,089,784	\$ 257,684,033

**RECAPITULATION - ARTICLE VI
NATURAL RESOURCES
(All Funds)**

	For the Years Ending	
	August 31, 2024	August 31, 2025
	<u>2024</u>	<u>2025</u>
Department of Agriculture	\$ 825,235,019	\$ 825,879,786
Animal Health Commission	18,424,880	18,789,374
Commission on Environmental Quality	389,660,701	361,246,426
General Land Office and Veterans' Land Board	2,108,227,918	566,418,043
Low-level Radioactive Waste Disposal Compact Commission	498,227	498,227
Parks and Wildlife Department	1,509,945,530	447,542,061
Railroad Commission	243,365,613	237,152,107
Soil and Water Conservation Board	94,637,308	70,595,246
Water Development Board	<u>350,046,774</u>	<u>209,548,238</u>
Subtotal, Natural Resources	\$ 5,540,041,970	\$ 2,737,669,508
Retirement and Group Insurance	190,051,209	197,296,225
Social Security and Benefit Replacement Pay	<u>49,813,458</u>	<u>52,872,920</u>
Subtotal, Employee Benefits	\$ 239,864,667	\$ 250,169,145
Bond Debt Service Payments	<u>18,061,137</u>	<u>19,253,627</u>
Subtotal, Debt Service	\$ 18,061,137	\$ 19,253,627
Less Interagency Contracts	<u>\$ 10,466,126</u>	<u>\$ 10,468,287</u>
TOTAL, ARTICLE VI - NATURAL RESOURCES	<u>\$ 5,787,501,648</u>	<u>\$ 2,996,623,993</u>
Number of Full-Time-Equivalents (FTE)	9,571.7	9,579.7

ARTICLE VII

BUSINESS AND ECONOMIC DEVELOPMENT

Sec. 1. The several sums of money herein specified, or so much thereby as may be necessary, are appropriated out of any funds in the State Treasury not otherwise appropriated, or out of special funds as indicated, for the support, maintenance, or improvement of the designated business and economic development agencies.

DEPARTMENT OF HOUSING AND COMMUNITY AFFAIRS

	For the Years Ending	
	August 31, 2024	August 31, 2025
Method of Financing:		
General Revenue Fund ¹	\$ 13,719,704	\$ 14,448,802
 <u>Federal Funds</u>		
Community Affairs Federal Fund No. 127	\$ 364,260,647	\$ 350,705,449
Coronavirus Relief Fund	327,875,308	207,894,620
Federal American Recovery and Reinvestment Fund Account No. 369	9,000,000	9,000,000
Federal Funds	24,729	50,347
Subtotal, Federal Funds	\$ 701,160,684	\$ 567,650,416
 <u>Other Funds</u>		
Appropriated Receipts	\$ 26,840,036	\$ 24,353,754
Interagency Contracts	286,675	286,675
Subtotal, Other Funds	\$ 27,126,711	\$ 24,640,429
 Total, Method of Financing	 \$ 742,007,099	 \$ 606,739,647
 Other Direct and Indirect Costs Appropriated Elsewhere in this Act	 \$ 1,651,014	 \$ 1,657,926
 This bill pattern represents an estimated 31% of this agency's estimated total available funds for the biennium.		
 Number of Full-Time-Equivalents (FTE):¹	 417.0	 410.0
 Schedule of Exempt Positions:		
Executive Director, Group 6	\$204,325	\$216,351
 Items of Appropriation:		
A. Goal: AFFORDABLE HOUSING		
Increase Availability of Safe/Decent/Affordable Housing.		
A.1.1. Strategy: MRB PROGRAM - SINGLE FAMILY Mortgage Loans & MCCs through the SF MRB Program.	\$ 1,656,553	\$ 1,655,024
A.1.2. Strategy: HOME PROGRAM Provide Funding through the HOME Program for Affordable Housing.	110,849,768	119,788,621
A.1.3. Strategy: TEXAS BOOTSTRAP - HTF Provide Loans through the Texas Bootstrap Program (TBP) - HTF.	3,315,286	3,318,193
A.1.4. Strategy: AMY YOUNG - HTF Provide Funding through the Amy Young Barrier Removal (AYBR) - HTF.	1,629,576	1,697,666
A.1.5. Strategy: SECTION 8 RENTAL ASSISTANCE Federal Rental Assistance through Section 8 Vouchers.	18,999,042	18,999,491
A.1.6. Strategy: SECTION 811 PRA Assistance Through Federal Sec 811 Project Rental Assistance Program.	6,626,629	6,473,057

DEPARTMENT OF HOUSING AND COMMUNITY AFFAIRS
(Continued)

A.1.7. Strategy: FEDERAL TAX CREDITS Provide Federal Tax Credits to Develop Rental Housing for VLI and LI.	5,119,032	3,155,178
A.1.8. Strategy: MRB PROGRAM - MULTIFAMILY Federal Mortgage Loans through the MF Mortgage Revenue Bond Program.	1,133,838	735,670
A.1.9. Strategy: EMERGENCY RENTAL ASSISTANCE	25,646,534	3,160,695
A.1.10. Strategy: HOMEOWNER ASSISTANCE FUND	<u>219,500,000</u>	<u>149,500,000</u>
Total, Goal A: AFFORDABLE HOUSING	\$ 394,476,258	\$ 308,483,595
B. Goal: INFORMATION & ASSISTANCE Provide Information and Assistance.		
B.1.1. Strategy: HOUSING RESOURCE CENTER	\$ 969,823	\$ 966,004
C. Goal: POOR AND HOMELESS PROGRAMS Improve Poor/Homeless Living Conditions & Reduce VLI Energy Costs.		
C.1.1. Strategy: POVERTY-RELATED FUNDS Administer Poverty-related Funds through a Network of Agencies.	\$ 56,820,534	\$ 50,657,272
C.1.2. Strategy: PROGRAMS FOR HOMELESSNESS Administer Funding to Address Homelessness.	21,410,274	15,832,663
C.2.1. Strategy: ENERGY ASSISTANCE PROGRAMS Administer State Energy Assistance Programs.	246,285,048	207,894,742
C.3.1. Strategy: COLONIA INITIATIVES	<u>322,778</u>	<u>320,000</u>
Total, Goal C: POOR AND HOMELESS PROGRAMS	\$ 324,838,634	\$ 274,704,677
D. Goal: ENSURE COMPLIANCE Ensure Compliance with Program Mandates.		
D.1.1. Strategy: MONITOR HOUSING REQUIREMENTS ¹ Monitor and Inspect for Federal & State Housing Program Requirements.	\$ 3,568,165	\$ 3,646,710
D.1.2. Strategy: MONITOR CONTRACT REQUIREMENTS Monitor Subrecipient Contracts.	<u>794,382</u>	<u>797,932</u>
Total, Goal D: ENSURE COMPLIANCE	\$ 4,362,547	\$ 4,444,642
E. Goal: MANUFACTURED HOUSING Regulate Manufactured Housing Industry.		
E.1.1. Strategy: TITLING & LICENSING Provide Statements of Ownership and Licenses in a Timely Manner.	\$ 2,291,682	\$ 2,269,607
E.1.2. Strategy: INSPECTIONS Conduct Inspections of Manufactured Homes in a Timely Manner.	2,330,067	2,308,622
E.1.3. Strategy: ENFORCEMENT Process Complaints/Conduct Investigations/Take Administrative Actions.	2,066,293	2,046,740
E.1.4. Strategy: TEXAS.GOV Texas.gov fees. Estimated and Nontransferable.	<u>19,120</u>	<u>19,120</u>
Total, Goal E: MANUFACTURED HOUSING	\$ 6,707,162	\$ 6,644,089
F. Goal: INDIRECT ADMIN AND SUPPORT COSTS Indirect Administration and Support Costs.		
F.1.1. Strategy: CENTRAL ADMINISTRATION	\$ 6,482,618	\$ 6,435,705
F.1.2. Strategy: INFORMATION RESOURCE TECHNOLOGIES	2,801,545	2,798,317
F.1.3. Strategy: OPERATING/SUPPORT Operations and Support Services.	<u>502,747</u>	<u>499,973</u>
Total, Goal F: INDIRECT ADMIN AND SUPPORT COSTS	\$ 9,786,910	\$ 9,733,995
G. Goal: SALARY ADJUSTMENTS		
G.1.1. Strategy: SALARY ADJUSTMENTS	<u>865,765</u>	<u>1,762,645</u>
Grand Total, DEPARTMENT OF HOUSING AND COMMUNITY AFFAIRS	<u>\$ 742,007,099</u>	<u>\$ 606,739,647</u>

DEPARTMENT OF HOUSING AND COMMUNITY AFFAIRS
(Continued)

Object-of-Expense Informational Listing:

Salaries and Wages	\$ 33,633,358	\$ 34,127,321
Other Personnel Costs	619,607	614,186
Professional Fees and Services	70,229,566	57,484,836
Consumable Supplies	82,084	82,215
Utilities	85,977	85,954
Travel	1,166,909	1,166,631
Rent - Building	29,691	29,691
Rent - Machine and Other	67,286	67,247
Other Operating Expense	5,655,092	5,318,873
Client Services	201,462,271	116,041,999
Grants	428,795,256	391,520,694
Capital Expenditures	<u>180,002</u>	<u>200,000</u>

Total, Object-of-Expense Informational Listing \$ 742,007,099 \$ 606,739,647

Estimated Allocations for Employee Benefits and Debt Service Appropriations Made Elsewhere in this Act:

Employee Benefits

Retirement	\$ 2,464,940	\$ 2,567,240
Group Insurance	3,970,195	4,064,630
Social Security	2,066,600	2,149,608
Benefits Replacement	<u>18,126</u>	<u>14,483</u>

Total, Estimated Allocations for Employee Benefits and Debt Service Appropriations Made Elsewhere in this Act \$ 8,519,861 \$ 8,795,961

1. Performance Measure Targets. The following is a listing of the key performance target levels for the Department of Housing and Community Affairs. It is the intent of the Legislature that appropriations made by this Act be utilized in the most efficient and effective manner possible to achieve the intended mission of the Department of Housing and Community Affairs. In order to achieve the objectives and service standards established by this Act, the Department of Housing and Community Affairs shall make every effort to attain the following designated key performance target levels associated with each item of appropriation.

	<u>2024</u>	<u>2025</u>
A. Goal: AFFORDABLE HOUSING		
Outcome (Results/Impact):		
Percent of Households/Individuals of Very Low, Low, and Moderate Income Needing Affordable Housing That Subsequently Receive Housing or Housing-related Assistance	0.75%	0.75%
Percent of Households/Individuals of Very Low Income Needing Affordable Housing That Subsequently Receive Housing or Housing-related Assistance	0.89%	0.89%
Percent of Households/Individuals of Low Income Needing Affordable Housing That Subsequently Receive Housing or Housing-related Assistance	0.54%	0.54%
Percent of Households/Individuals of Moderate Income Needing Affordable Housing That Subsequently Receive Housing or Housing-related Assistance	0.38%	0.38%
A.1.1. Strategy: MRB PROGRAM - SINGLE FAMILY Output (Volume):		
Number of Households Assisted through Bond Authority or Other Mortgage Financing	10,400	10,400
A.1.2. Strategy: HOME PROGRAM Output (Volume):		
Number of Households Assisted with Single Family HOME Funds	875	875
A.1.7. Strategy: FEDERAL TAX CREDITS Output (Volume):		
Number of Households Assisted through the Housing Tax Credit Program	21,967	22,626
A.1.8. Strategy: MRB PROGRAM - MULTIFAMILY Output (Volume):		
Number of Households Assisted through the Multifamily Mortgage Revenue Bond Program	2,465	2,589
B. Goal: INFORMATION & ASSISTANCE		
B.1.1. Strategy: HOUSING RESOURCE CENTER Output (Volume):		
Number of Information and Technical Assistance Requests Completed	7,100	7,100

DEPARTMENT OF HOUSING AND COMMUNITY AFFAIRS
(Continued)

C. Goal: POOR AND HOMELESS PROGRAMS

Outcome (Results/Impact):

Percent Eligible Population That Received Homeless and Poverty-Related Assistance	12.99%	7.77%
Percent of Very Low Income Households Receiving Energy Assistance	5.48%	5.48%

C.1.1. Strategy: POVERTY-RELATED FUNDS

Output (Volume):

Number of Persons Assisted through Homeless and Poverty-related Funds	500,000	500,000
Number of Persons Assisted That Achieve Incomes above Poverty Level	650	650

C.2.1. Strategy: ENERGY ASSISTANCE PROGRAMS

Output (Volume):

Number of Households Assisted through the Comprehensive Utility Assistance Program	259,000	259,000
Number of Dwelling Units Weatherized by the Department	1,800	1,800

C.3.1. Strategy: COLONIA INITIATIVES

Output (Volume):

Number of Colonia Residents Receiving Direct Assistance from Self-help Centers	600	600
--	-----	-----

D. Goal: ENSURE COMPLIANCE

D.1.1. Strategy: MONITOR HOUSING REQUIREMENTS

Output (Volume):

Total Number of File Reviews Conducted	769	903
--	-----	-----

D.1.2. Strategy: MONITOR CONTRACT REQUIREMENTS

Output (Volume):

Total Number of Monitoring Reviews of All Non-formula Contracts	150	150
---	-----	-----

E. Goal: MANUFACTURED HOUSING

Outcome (Results/Impact):

Percent of Consumer Complaint Inspections Conducted within 30 Days of Request	100%	100%
Percent of Complaints Resulting in Disciplinary Action	20%	20%

E.1.1. Strategy: TITLING & LICENSING

Output (Volume):

Number of Manufactured Housing Statements of Ownership Issued	58,000	58,000
---	--------	--------

E.1.2. Strategy: INSPECTIONS

Explanatory:

Number of Installation Reports Received	18,000	18,000
---	--------	--------

E.1.3. Strategy: ENFORCEMENT

Output (Volume):

Number of Complaints Resolved	650	650
-------------------------------	-----	-----

Efficiencies:

Average Time for Complaint Resolution (Days)	180	180
--	-----	-----

Explanatory:

Number of Jurisdictional Complaints Received	675	675
--	-----	-----

2. Capital Budget. None of the funds appropriated above may be expended for capital budget items except as listed below. The amounts shown below shall be expended only for the purposes shown and are not available for expenditure for other purposes. Amounts appropriated above and identified in this provision as appropriations either for "Lease Payments to the Master Lease Purchase Program" or for items with an "(MLPP)" notation shall be expended only for the purpose of making lease-purchase payments to the Texas Public Finance Authority pursuant to Government Code Section 1232.103.

	2024	2025
a. Acquisition of Information Resource Technologies		
(1) Information Resources Technology Refresh	\$ 400,000	\$ 300,000
(2) Multifamily Real Estate Low Income Housing Tax Credit Application	4,250,000	425,000
(3) Community Affairs Statewide System	1,500,000	1,500,000
Total, Acquisition of Information Resource Technologies	\$ 6,150,000	\$ 2,225,000
b. Data Center/Shared Technology Services		
(1) DIR Shared Technology Services Disaster Recovery, Backup as a Service, and Office 365	\$ 180,949	\$ 181,780

DEPARTMENT OF HOUSING AND COMMUNITY AFFAIRS
(Continued)

c. Centralized Accounting and Payroll/Personnel System (CAPPS)			
(1) CAPPS/PeopleSoft Financials Annual Maintenance	\$	400,400	\$ 400,400
d. Legacy Modernization			
(1) Java Infrastructure Upgrade	\$	<u>874,992</u>	<u>\$ 664,992</u>
Total, Capital Budget	\$	<u>7,606,341</u>	<u>\$ 3,472,172</u>
Method of Financing (Capital Budget):			
Community Affairs Federal Fund No. 127	\$	3,536,649	\$ 1,998,946
Appropriated Receipts	\$	<u>4,069,692</u>	<u>\$ 1,473,226</u>
Total, Method of Financing	\$	<u>7,606,341</u>	<u>\$ 3,472,172</u>

3. Low/Moderate Income Housing Construction. Out of the funds appropriated above, no less than \$500,000 each year of the biennium shall be expended on low/moderate income housing construction in Texas enterprise zone areas.

4. Appropriations Limited to Revenue Collections. Fees, fines, and other miscellaneous revenues as authorized and generated by the operation of the strategy items in Goal E, Manufactured Housing, pursuant to Occupations Code 1201, Manufactured Housing Standards Act, shall cover, at a minimum, the cost of appropriations made above in strategy items in Goal E, as well as the "other direct and indirect costs" made elsewhere in this Act associated with the regulation of the manufactured housing industry. Direct costs for the operation of the strategy items in Goal E, Manufactured Housing, are estimated to be \$6,707,162 in fiscal year 2024 and \$6,644,089 in fiscal year 2025 and "other direct and indirect costs" are estimated to be \$1,651,014 for fiscal year 2024 and \$1,657,926 for fiscal year 2025.

In the event that actual and/or projected revenue collections are insufficient to offset the costs identified by this provision, the Legislative Budget Board may direct that the Comptroller of Public Accounts reduce the appropriation authority provided above to be within the amount of revenue expected to be available.

5. Housing Assistance. To the extent allowed by state and federal program guidelines the department shall adopt an annual goal to apply no less than \$30,000,000 of the funds available from the Housing Trust Fund, HOME Program, Section 8 Program, and Housing Tax-Credit Program and any other state or federal housing programs toward housing assistance for individuals and families earning less than 30 percent of the Area Median Family Income (AMFI). No less than 20 percent of the funds available from the Housing Trust Fund, HOME Program, Section 8 Program, and Housing Tax-Credit Program and any other state or federal housing programs shall be spent for individuals and families earning between 31 percent and 60 percent of the area median family income. To the extent allowed by state and federal program guidelines in those counties where the area median family income is lower than the state average median family income, the department shall use the average state median income in interpreting this rider. The department shall provide an annual report to the Legislative Budget Board documenting its expenditures in each income category.

6. Conversions of Executory Contracts.

- a. Out of the funds appropriated above, the department may use funding for the purposes of contract for deed conversions for families that reside in a colonia and earn 60 percent or less of the applicable area median family income.
- b. The department shall submit a plan to the Legislative Budget Board by the first day of each fiscal year that identifies the source of funding and the estimated amount of funding to be spent on contract for deed conversions and other activities for families that reside in a colonia and earn 60 percent or less of the applicable area median family income.
- c. The department shall provide a quarterly report to the Legislative Budget Board detailing the number of, and cost for each, contract for deed conversions completed.

DEPARTMENT OF HOUSING AND COMMUNITY AFFAIRS

(Continued)

- 7. Colonia Set-Aside Program Allocation.** The Texas Department of Agriculture (TDA) shall allocate 2.5 percent of the yearly allocation of Community Development Block Grant (CDBG) monies to support the operation of the Colonia Self-Help Centers and shall transfer such funds to the Department of Housing and Community Affairs on September 1 each year of the biennium.

Consistent with federal rules and regulations, the funds provided from TDA to the Colonia Self-Help Center in El Paso County shall be used to provide technology and computer access to residents of targeted colonias.

- 8. Housing Trust Fund Interest Earnings and Loan Repayments.** Interest earnings and loan repayments received from loans made through the Housing Trust Fund program from the General Revenue Fund are included above in Strategies A.1.3, Texas Bootstrap Program-HTF and A.1.4, Amy Young Barrier Removal-HTF, estimated to be \$2,600,000 each year.

9. Housing Trust Fund Deposits to the Texas Treasury Safekeeping Trust Company.

- a. Out of funds appropriated above in Strategies A.1.3, Texas Bootstrap Program-HTF, and A.1.4, Amy Young Barrier Removal-HTF, and subject to prior notice to the Legislative Budget Board and the Comptroller, all funds above those retained for administrative purposes in fiscal year 2024 and fiscal year 2025 shall be deposited in the Housing Trust Fund in the Texas Treasury Safekeeping Trust Company established under Government Code, Chapter 2306, during September of each fiscal year. The amounts to be transferred in fiscal years 2024 and 2025 include an estimated \$2,600,000 in each fiscal year from interest earnings and loan repayments received, identified above in Rider 8, Housing Trust Fund Interest Earnings and Loan Repayments.
- b. Interest earnings and loan repayments received from loans made through the Housing Trust Fund program from the General Revenue Fund, shall be deposited in the Housing Trust Fund in the Texas Treasury Safekeeping Trust Company established under Government Code, Chapter 2306, for the same purpose.
- c. The Department of Housing and Community Affairs shall provide a biennial report to the Legislative Budget Board, the House Appropriations Committee, and the Senate Finance Committee no later than October 1, 2023, detailing the agency's plan to expend funds from the Housing Trust Fund during the current biennium.
- d. At the end of each fiscal year, any unexpended administrative balances appropriated under Strategies A.1.3, Texas Bootstrap Program-HTF, and A.1.4, Amy Young Barrier Removal-HTF, shall be transferred to the Housing Trust Fund in the Texas Treasury Safekeeping Trust Company established under Government Code, Chapter 2306.

- 10. Mortgage Revenue Bond Program.** The Department of Housing and Community Affairs shall operate the First-Time Homebuyer Mortgage Revenue Bond Program in a manner that maximizes the creation of very low-income single family housing by ensuring that at least 30 percent of the lendable bond proceeds are set aside for a period of one year for individuals and families at 80 percent and below the area median family income (AMFI), while assuring the highest reasonable bond rating. In an effort to facilitate the origination of single family mortgage loans to individuals and families at 80 percent and below the AMFI, the department shall utilize down payment and closing cost assistance or other assistance methods.

11. Additional Appropriated Receipts.

- a. Except during an emergency as defined by the Governor, no appropriation of appropriated receipts in addition to the estimated amounts above may be expended by the Department of Housing and Community Affairs until:
 - (1) the department's governing board files a finding of fact along with a written plan outlining the source, use, and projected impact of the funds on performance measures with the Legislative Budget Board and the Governor and indicating that additional appropriations are required to maintain adequate levels of program performance; and,
 - (2) the 30th business day after completion of a review by Legislative Budget Board staff and forwarding of a recommendation to the Chair of the House Appropriations Committee, Chair of the Senate Finance Committee, Speaker of the House, and Lieutenant Governor there is no notification of disapproval issued to the Comptroller

DEPARTMENT OF HOUSING AND COMMUNITY AFFAIRS
(Continued)

and the agency by the Legislative Budget Board or the Governor, the Comptroller of Public Accounts shall release the funds. Any requests for additional information made by the Legislative Budget Board shall interrupt the counting of the 30 business days.

- b. This provision does not apply to appropriated receipts included in the amounts appropriated above that are collected under Object Code 3573, associated with fees collected under Rider 15, Migrant Labor Housing Fund, or Object Codes 3719 and 3802, as appropriated receipts collected under these revenue object codes are governed under provisions found in Article IX, Part 13 and Article IX, Section 12.02.

- 12. Manufactured Homeowner Consumer Claims.** Included above in Goal E, Manufactured Housing, the Manufactured Housing Division of the Department of Housing and Community Affairs is appropriated an amount required for the purpose of paying manufactured housing consumer claims from Appropriated Receipts according to the Occupations Code Chapter 1201, Manufactured Housing Standards Act, from Statement of Ownership issuance fees involving manufactured housing that are collected during the 2024-25 biennium. No General Revenue is appropriated for the payment of these claims.
- 13. Affordable Housing Research and Information Program.** Out of funds appropriated above, the Department of Housing and Community Affairs shall conduct the Affordable Housing Research and Information Program with the assistance of the Texas Department Agriculture, to the extent allowed by state law, in order to avoid a duplication of effort. It is the intent of the Legislature that no funds shall be transferred between the Department of Housing and Community Affairs and the Texas Department of Agriculture for this purpose.
- 14. Reporting on Weatherization Efforts.** As part of its efforts to help low-income Texans eligible for weatherization to conserve energy and lower bills, Texas Department of Housing and Community Affairs (TDHCA) shall use funds appropriated above to coordinate with investor-owned utilities, from which TDHCA receives funds, and that offer energy efficiency programs for Texans meeting low-income eligibility criteria to make sure the monies available for low-income energy efficiency programs spent both through the agency and through utility programs are effectively and adequately spent. The TDHCA shall use funds appropriated above to produce an annual report with information about the number of low-income households benefiting from energy efficiency monies through state, federal and utility-funded programs, the total amount of federal, utility and state funds expended on the programs, the average amount spent per unit weatherized in each program, as well as the peak electricity demand reduction, the amount overall electric energy saved, the amount of money saved and the number of job and job years created. A copy of the annual report shall be delivered to the Lieutenant Governor, Speaker, and Governor, as well as made available on TDHCA's website by March 15th of 2024 and March 15th of 2025.
- 15. Migrant Labor Housing Funding.** Included in Strategy D.1.1, Monitor Housing Requirements, is an estimated \$80,000 in each fiscal year in Appropriated Receipts collected as licensing and inspection fees of the migrant labor housing program, appropriated to the Texas Department of Housing and Community Affairs for the purpose of inspections and enforcement of the migrant labor housing program, pursuant to Subchapter LL, Chapter 2306, Government Code.
- 16. Funding to Address Youth Homelessness.** From funds appropriated in Strategy C.1.2, Programs for Homelessness, the Department of Housing and Community Affairs shall designate \$1,500,000 in each fiscal year for the purpose of assisting regional urban areas having a population of 285,500 or more, in providing services to unaccompanied homeless youth and homeless young adults 24 years of age and younger. Eligible services may include case management, emergency shelter, street outreach, and transitional living. The agency shall distribute these funds through the Homeless Housing and Services Program.
- 17. Reporting on the Texas Rent Relief Program.** The Texas Department of Housing and Community Affairs shall use funds appropriated above to produce a monthly report about the Texas Rent Relief Program, including information on the number of applications received, the number of payments made to applicants, the number of backlogged cases, and any public outreach campaigns. The department shall submit this report no later than the fifth day of each month to the speaker of the house, the lieutenant governor, and the chairs of the Texas House Committee on Urban Affairs and the Texas Senate Committee on Local Government.
- 18. Unexpended Balances: Manufactured Housing.** Any unexpended and unobligated balances of appropriations for the fiscal year ending August 31, 2023, for Strategies E.1.1, Titling and Licensing, E.1.2, Inspections, and E.1.3, Enforcement, are appropriated to the department for the

DEPARTMENT OF HOUSING AND COMMUNITY AFFAIRS
(Continued)

same purposes for the fiscal year beginning September 1, 2023. In addition, any unexpended and unobligated balances of appropriations for the fiscal year ending August 31, 2024, are appropriated to the department for the same purposes for the fiscal year beginning September 1, 2024.

19. Transitional Housing Pilot Program Funding. From general revenue funds appropriated above in Strategy C.1.2, Programs for Homelessness, the Department of Housing and Community Affairs shall designate \$400,000 in each fiscal year of the state fiscal biennium ending August 31, 2025, for the purpose of operating in four areas of the state a transitional housing pilot program that addresses the needs of homeless veterans through the collaboration by the department with peer-to-peer veteran support groups that offer interim housing, physical and mental health services, literacy training, job training, family counseling, credit counseling, education services, and other services designed to prevent homelessness.

¹ Incorporates Article IX, Section 18.23, of this Act, due to enactment of HB 2071, 88th Legislature, Regular Session, relating to public facilities used to provide affordable housing, resulting in increases of \$66,400 in FY24 and \$130,300 in FY25 out of General Revenue Funds and 1.0 FTE in FY24 and 2.0 FTEs in FY25.

TEXAS LOTTERY COMMISSION

	For the Years Ending	
	August 31, 2024	August 31, 2025
Method of Financing:		
General Revenue Fund	\$ 2,507,155	\$ 2,596,625
GR Dedicated - Lottery Account No. 5025	\$ 320,886,632	\$ 335,501,609
Total, Method of Financing	<u>\$ 323,393,787</u>	<u>\$ 338,098,234</u>
Other Direct and Indirect Costs Appropriated Elsewhere in this Act	\$ 688,581	\$ 693,616
This bill pattern represents an estimated 100% of this agency's estimated total available funds for the biennium.		
Number of Full-Time-Equivalents (FTE):	321.5	321.5
Schedule of Exempt Positions:		
Executive Director, Group 7	\$225,584	\$225,584
Items of Appropriation:		
A. Goal: OPERATE LOTTERY		
Run Self-supporting, Revenue-producing, and Secure Lottery.		
A.1.1. Strategy: LOTTERY OPERATIONS	\$ 4,108,272	\$ 4,147,161
A.1.2. Strategy: LOTTERY FIELD OPERATIONS	3,332,177	3,333,052
A.1.3. Strategy: PRODUCT DEVELOPMENT	6,728,064	6,769,439
A.1.4. Strategy: SECURITY	5,741,211	5,182,097
A.1.5. Strategy: CENTRAL ADMINISTRATION	14,600,380	14,603,232
A.1.6. Strategy: LOTTERY OPERATOR CONTRACT(S)	159,252,723	155,790,537
Lottery Operator Contract(s). Estimated and Nontransferable.		
A.1.7. Strategy: SCRATCH TICKET PRODUCT. CONTRACT(S)	72,589,133	90,000,000
Scratch Ticket Production and Services Contract(s).		
A.1.8. Strategy: PROMOTE LOTTERY GAMES CONTRACT(S)	10,000,000	10,000,000
A.1.9. Strategy: DRAWING & BROADCAST CONTRACT(S)	2,254,800	2,254,800
Drawing and Broadcast Services Contract(s).		
A.1.10. Strategy: RETAILER BONUS	2,010,000	2,010,000

TEXAS LOTTERY COMMISSION
(Continued)

A.1.11. Strategy: RETAILER COMMISSIONS	<u>39,165,000</u>	<u>39,165,000</u>
Retailer Commissions. Estimated and Nontransferable.		
Total, Goal A: OPERATE LOTTERY	\$ 319,781,760	\$ 333,255,318
B. Goal: ENFORCE BINGO LAWS		
Enforce Bingo Laws/Rules for Fairness to Ensure Proceeds Used Lawfully.		
B.1.1. Strategy: BINGO LICENSING	\$ 657,772	\$ 657,772
Determine Eligibility and Process Applications.		
B.1.2. Strategy: BINGO EDUCATION AND DEVELOPMENT	97,974	97,974
Provide Education and Training for Bingo Regulatory Requirements.		
B.1.3. Strategy: BINGO LAW COMPLIANCE FIELD OPER	1,387,000	1,387,001
Bingo Law Compliance Field Operations.		
B.1.4. Strategy: BINGO PRIZE FEE COLLECTION & ACCT	<u>276,844</u>	<u>276,844</u>
Bingo Prize Fee Collections and Accounting.		
Total, Goal B: ENFORCE BINGO LAWS	\$ 2,419,590	\$ 2,419,591
C. Goal: SALARY ADJUSTMENTS		
C.1.1. Strategy: SALARY ADJUSTMENTS	<u>\$ 1,192,437</u>	<u>\$ 2,423,325</u>
Grand Total, TEXAS LOTTERY COMMISSION	<u>\$ 323,393,787</u>	<u>\$ 338,098,234</u>
Object-of-Expense Informational Listing:		
Salaries and Wages	\$ 24,869,061	\$ 26,099,949
Other Personnel Costs	428,000	428,000
Professional Fees and Services	5,694,101	5,471,601
Fuels and Lubricants	4,400	4,400
Consumable Supplies	104,440	104,440
Utilities	341,749	341,749
Travel	430,936	430,936
Rent - Building	2,900,194	2,900,745
Rent - Machine and Other	792,124	792,124
Other Operating Expense	287,528,782	301,524,290
Capital Expenditures	<u>300,000</u>	<u>0</u>
Total, Object-of-Expense Informational Listing	<u>\$ 323,393,787</u>	<u>\$ 338,098,234</u>
Estimated Allocations for Employee Benefits and Debt Service Appropriations Made Elsewhere in this Act:		
<u>Employee Benefits</u>		
Retirement	\$ 1,987,719	\$ 2,117,371
Group Insurance	3,954,791	4,059,109
Social Security	1,710,664	1,815,915
Benefits Replacement	<u>13,390</u>	<u>10,699</u>
Total, Estimated Allocations for Employee Benefits and Debt Service Appropriations Made Elsewhere in this Act	<u>\$ 7,666,564</u>	<u>\$ 8,003,094</u>

1. Performance Measure Targets. The following is a listing of the key performance target levels for the Texas Lottery Commission. It is the intent of the Legislature that appropriations made by this Act be utilized in the most efficient and effective manner possible to achieve the intended mission of the Texas Lottery Commission. In order to achieve the objectives and service standards established by this Act, the Texas Lottery Commission shall make every effort to attain the following designated key performance target levels associated with each item of appropriation.

	<u>2024</u>	<u>2025</u>
A. Goal: OPERATE LOTTERY		
Outcome (Results/Impact):		
Percent of Retailers Satisfied with Lottery Commission	84%	84%
State Revenue Received Per Dollar Expended on Lottery Games		
Promotion	157.88	158.21
A.1.1. Strategy: LOTTERY OPERATIONS		
Output (Volume):		
Number of Retailer Business Locations Licensed	21,406	21,757

TEXAS LOTTERY COMMISSION
(Continued)

A.1.3. Strategy: PRODUCT DEVELOPMENT

Efficiencies:

Average Cost Per Survey Issued	0.11	0.11
--------------------------------	------	------

A.1.8. Strategy: PROMOTE LOTTERY GAMES

CONTRACT(S)

Output (Volume):

Billboard Expenditures from Promote Lottery Games Appropriation (Millions)	6.62	6.62
Other Promotion Expenditures from Promote Lottery Games Appropriation (Millions)	3.38	3.38

B. Goal: ENFORCE BINGO LAWS

Outcome (Results/Impact):

Percent of Complaints Referred for Disciplinary Action	1%	1%
Net Bingo Games Revenue Received by Charitable Organizations (in Millions)	30	30
Percentage of Organizations Who Met the Statutory Charitable Distribution Requirement	95%	95%

B.1.1. Strategy: BINGO LICENSING

Output (Volume):

Number of Licenses Issued	11,000	11,000
---------------------------	--------	--------

B.1.3. Strategy: BINGO LAW COMPLIANCE FIELD
OPER

Output (Volume):

Number of Bingo Complaints Investigations Completed	120	120
---	-----	-----

2. Capital Budget. None of the funds appropriated above may be expended for capital budget items except as listed below. The amounts shown below shall be expended only for the purposes shown and are not available for expenditure for other purposes. Amounts appropriated above and identified in the provision as appropriations either for "Lease Payments to the Master Equipment Purchase Program" or for items with an "(MLPP)" notation shall be expended only for the purpose of making lease-purchase payments to the Texas Public Finance Authority pursuant to the provisions of Government Code Section 1232.103.

	2024	2025
a. Acquisition of Capital Equipment and Items		
(1) Capitalized Lottery Drawing Equipment	\$ 300,000	\$ 0
b. Data Center/Shared Technology Services		
(1) Data Center Services	\$ 215,120	\$ 215,120
Total, Capital Budget	\$ 515,120	\$ 215,120
Method of Financing (Capital Budget):		
GR Dedicated - Lottery Account No. 5025	\$ 515,120	\$ 215,120
Total, Method of Financing	\$ 515,120	\$ 215,120

3. Operate Lottery. Pursuant to Government Code, Chapter 466, appropriations made to Goal A, Operate Lottery, shall not exceed twelve percent of the gross revenue from the sale of lottery tickets. This appropriation shall be used for the administration of the lottery and for retailer commissions.

4. Appropriation: Payment of Prizes. In addition to the amounts appropriated above for the administration of the lottery and retailer commissions, there is appropriated pursuant to Government Code, Chapter 466, out of the State Lottery Account in the General Revenue Fund, sufficient funds for the payment of prizes to the holders of winning tickets.

5. Limitation: Pooled Reserve Fund. Pursuant to Government Code, Chapter 466, the Executive Director of the Texas Lottery Commission shall maintain balances in a pooled reserve fund to cover the potential loss of state revenue as a result of lottery retailer defaults. The Executive Director of the Texas Lottery Commission shall transfer all pooled reserve fund revenues and balances that exceed \$5 million to the Foundation School Fund No. 193 monthly.

6. Appropriations Limited to Revenue Collections. Fees, fines, and other miscellaneous revenues as authorized and generated by the operation of charity bingo pursuant to Occupations Code, Chapter 2001 shall cover, at a minimum, the cost of the appropriations made above for the strategy items in Goal B, Enforce Bingo Laws, as well as the "other direct and indirect costs" made elsewhere in this Act associated with this goal. Direct costs for the strategy items in Goal B,

TEXAS LOTTERY COMMISSION

(Continued)

Enforce Bingo Laws are estimated to be \$2,419,590 in fiscal year 2024 and \$2,419,591 in fiscal year 2025 and "other direct and indirect costs" for Goal B, Enforce Bingo Laws, are estimated to be \$688,581 for fiscal year 2024 and \$693,616 for fiscal year 2025.

In the event that actual and/or projected revenue collections are insufficient to offset the costs identified by this provision, the Legislative Budget Board may direct that the Comptroller of Public Accounts reduce the appropriation authority provided above to be within the amount of revenue expected to be available.

- 7. Petty Cash Fund Authorized.** The Texas Lottery Commission is authorized to establish a petty cash fund to be used by Commission employees for the purchase of evidence and/or information and other expenses deemed necessary for agency security and enforcement activities, including audits and expenses, incurred by auditing licensees, vendors, and other entities audited by Commission employees. The petty cash fund, not to exceed \$1,500, may be maintained in cash or at a local bank and shall be subject to such rules and regulations as the executive director may recommend and the Commission may adopt.

8. Retailer Commissions.

- a. Pursuant to Government Code, Chapter 466, an amount equal to 5 percent of gross sales shall be made available for the purpose of paying retailer commissions.
- b. The amounts included above in Strategy A.1.11, Retailer Commissions, include an estimated amount equal to one-half of one percent of gross sales each fiscal year that is in addition to the 5 percent retailer commission amount in subsection (a) above and may only be used for the purpose of paying sales performance retailer commissions. Any unobligated and unexpended balances of appropriations for the fiscal year ending August 31, 2024, are appropriated to the agency for the same purposes for the fiscal year beginning September 1, 2024. Prior to providing an additional retail commission above 5 percent of gross sales, the Texas Lottery Commission shall provide a report to the Governor and the Legislative Budget Board outlining the Texas Lottery Commission's plans to implement a retailer sales performance commission or similar sales performance incentive program and the projected benefits of the program to lottery ticket sales and state revenues.

- 9. Lottery Operator Contract.** The amounts included above in Strategy A.1.6, Lottery Operator Contract, are estimated appropriations out of the State Lottery Account in the General Revenue Fund and may only be used for payment of lottery operator contractual obligations. The estimated amount appropriated for fiscal year 2024 is an amount equal to 2.0331 percent of gross sales in fiscal year 2024; and the estimated amount appropriated in fiscal year 2025 is an amount equal to 1.9889 percent of gross sales in fiscal year 2025.

- 10. Appropriation of Increased Revenues.** In addition to the amounts appropriated above, there is appropriated out of the State Lottery Account in the General Revenue Fund, an amount equal to 1.49 percent of the amount by which gross sales exceed \$7,833,000,000 in fiscal year 2024 and the amount by which gross sales exceed \$7,833,000,000 in fiscal year 2025 for the purpose of fulfilling contractual obligations and other administrative costs in administration of the Lottery. Any unexpended balances remaining from this appropriation as of August 31, 2024, are appropriated for the same purposes for the fiscal year beginning September 1, 2024.

- a. **Notification of Planned Use of Funds.** Prior to the use of the funds appropriated by this rider, the agency shall submit to the Legislative Budget Board a report, in a manner prescribed by the Legislative Budget Board, outlining the planned use of the funds.
- b. **Reporting Requirement on Use of Funds.** The agency shall submit to the Legislative Budget Board, by December 1 each fiscal year, a report, in a manner prescribed by the Legislative Budget Board, that includes the following information:
 - (1) the amounts of the funds appropriated by this rider that were expended in the previous fiscal year and the purpose of the expenditures; and
 - (2) the amount of the funds that were lapsed at the end of the previous fiscal year.

TEXAS LOTTERY COMMISSION
(Continued)

- 11. Scratch Ticket Game Closure.** The commission shall provide a semi-annual report on April 1 and October 1 of each fiscal year, to the Legislative Budget Board detailing the number of scratch ticket games closed and the amount of time to end the sale of each game following closure.
- 12. Sale of Lottery.** None of the funds appropriated above may be spent for the purpose of exploring, investigating, negotiating, calculating, or otherwise taking any action that would result in selling the Texas Lottery.
- 13. Bingo Third Party Reimbursements.** Included in amounts appropriated above in Strategy B.1.3, Bingo Law Compliance Field Operations, is an estimated \$60,000 in fiscal year 2024 and \$60,000 in fiscal year 2025 from General Revenue collected from third party reimbursements by the Bingo division in accordance with Texas Occupations Code Sections 2001.205(b), 2001.209(b), and 2001.560(d).
- 14. Limitations on Transfers.** Notwithstanding Article IX, Section 14.01, Appropriation Transfers of this Act, appropriations may not be transferred from Strategy A.1.7, Scratch Ticket Production Contract(s) to other strategies without prior written approval from the Legislative Budget Board.
- 15. Notification Requirement.** The agency shall notify the Legislative Budget Board, in a manner prescribed by the board, at least 30 calendar days before any amendment or change order is executed on the Lottery Operator Contract.
- 16. Lottery Sales by Phone.¹** It is the intent of the Legislature, pursuant to Government Code, Section 466.015, that the Executive Director of the Texas Lottery Commission shall not allow the order, purchase, or sale of lottery tickets by telephone including facilitating the sale of tickets via an application on a phone.

¹ Incorporates Article IX, Miscellaneous Provisions, Section 17.36, of this Act relating to Lottery Sales by Phone.

DEPARTMENT OF MOTOR VEHICLES

	For the Years Ending	
	August 31, 2024	August 31, 2025
Method of Financing:		
General Revenue Fund ¹	\$ 48,882,483	\$ 55,328,324
Federal Reimbursements	\$ 430,950	\$ 743,750
<u>Other Funds</u>		
Texas Department of Motor Vehicles Fund Account No. 010 ^{2, 3}	\$ 230,086,284	\$ 175,018,144
Bond Proceeds - Revenue Bonds	<u>143,000,000</u>	<u>0</u>
Subtotal, Other Funds	<u>\$ 373,086,284</u>	<u>\$ 175,018,144</u>
Total, Method of Financing	<u>\$ 422,399,717</u>	<u>\$ 231,090,218</u>
Other Direct and Indirect Costs Appropriated Elsewhere in this Act	\$ 179,159	\$ 180,531
This bill pattern represents an estimated 100% of this agency's estimated total available funds for the biennium.		
Number of Full-Time-Equivalents (FTE):^{1,2}	860.0	902.0
Schedule of Exempt Positions:		
Executive Director, Group 7	\$222,500	\$230,000

DEPARTMENT OF MOTOR VEHICLES
(Continued)

Items of Appropriation:

A. Goal: OPTIMIZE SERVICES AND SYSTEMS		
A.1.1. Strategy: TITLES, REGISTRATIONS, AND PLATES^{2,3}	\$ 126,498,900	\$ 82,454,963
Provide Title, Registration, and Specialty License Plate Services.		
A.1.2. Strategy: VEHICLE INDUSTRY LICENSING	4,814,842	4,746,172
Motor Vehicle Industry Licensing.		
A.1.3. Strategy: MOTOR CARRIER SERVICES	9,563,874	9,563,874
Motor Carrier Permits, Operating Authority, and Fleet Registration.		
A.1.4. Strategy: TECHNOLOGY ENHANCEMENT & AUTOMATION	13,204,575	2,704,575
A.1.5. Strategy: CUSTOMER CONTACT CENTER	<u>3,406,793</u>	<u>3,406,793</u>
Total, Goal A: OPTIMIZE SERVICES AND SYSTEMS	\$ 157,488,984	\$ 102,876,377
B. Goal: PROTECT THE PUBLIC		
B.1.1. Strategy: ENFORCEMENT	\$ 7,717,962	\$ 7,641,662
Conduct Investigations and Enforcement Activities.		
B.2.1. Strategy: MOTOR VEHICLE CRIME PREVENTION¹	<u>48,857,762</u>	<u>55,278,303</u>
Total, Goal B: PROTECT THE PUBLIC	\$ 56,575,724	\$ 62,919,965
C. Goal: INDIRECT ADMINISTRATION		
C.1.1. Strategy: CENTRAL ADMINISTRATION	\$ 9,671,450	\$ 9,671,320
C.1.2. Strategy: INFORMATION RESOURCES	34,275,004	31,088,455
C.1.3. Strategy: OTHER SUPPORT SERVICES	<u>161,794,615</u>	<u>19,285,354</u>
Total, Goal C: INDIRECT ADMINISTRATION	\$ 205,741,069	\$ 60,045,129
D. Goal: SALARY ADJUSTMENTS		
D.1.1. Strategy: SALARY ADJUSTMENTS	<u>2,593,940</u>	<u>5,248,747</u>
Grand Total, DEPARTMENT OF MOTOR VEHICLES	<u>\$ 422,399,717</u>	<u>\$ 231,090,218</u>

Object-of-Expense Informational Listing:

Salaries and Wages	\$ 57,159,562	\$ 55,901,869
Other Personnel Costs	1,428,279	1,428,279
Professional Fees and Services	60,564,938	24,054,765
Fuels and Lubricants	73,550	73,550
Consumable Supplies	1,440,848	1,440,548
Utilities	4,214,474	4,214,274
Travel	414,349	413,349
Rent - Building	1,234,131	1,234,131
Rent - Machine and Other	356,118	356,088
Debt Service	12,522,000	12,522,000
Other Operating Expense	90,812,565	75,701,712
Grants	47,252,242	53,708,380
Capital Expenditures	<u>144,926,661</u>	<u>41,273</u>
Total, Object-of-Expense Informational Listing	<u>\$ 422,399,717</u>	<u>\$ 231,090,218</u>

Estimated Allocations for Employee Benefits and Debt Service Appropriations Made Elsewhere in this Act:

<u>Employee Benefits</u>		
Retirement	\$ 4,462,309	\$ 4,741,678
Group Insurance	8,001,374	8,164,490
Social Security	3,670,968	3,896,532
Benefits Replacement	<u>26,607</u>	<u>21,259</u>
Total, Estimated Allocations for Employee Benefits and Debt Service Appropriations Made Elsewhere in this Act	<u>\$ 16,161,258</u>	<u>\$ 16,823,959</u>

1. Performance Measure Targets. The following is a listing of the key performance target levels for the Department of Motor Vehicles. It is the intent of the Legislature that appropriations made by this Act be utilized in the most efficient and effective manner possible to achieve the intended mission of the Department of Motor Vehicles. In order to achieve the objectives and

DEPARTMENT OF MOTOR VEHICLES
(Continued)

service standards established by this Act, the Department of Motor Vehicles shall make every effort to attain the following designated key performance target levels associated with each item of appropriation.

	<u>2024</u>	<u>2025</u>
A. Goal: OPTIMIZE SERVICES AND SYSTEMS		
A.1.1. Strategy: TITLES, REGISTRATIONS, AND PLATES		
Output (Volume):		
Number of Vehicle Title Transactions Processed	7,924,763	8,014,854
Total Number of Registered Vehicles	26,343,190	26,722,532
A.1.2. Strategy: VEHICLE INDUSTRY LICENSING		
Output (Volume):		
Number of Motor Vehicle Industry Licenses Issued	13,000	13,000
Number of Motor Vehicle Consumer Cases Closed (Lemon Law)	430	430
Efficiencies:		
Average Number of Weeks to Close a Motor Vehicle Case (Lemon Law)	23	23
A.1.3. Strategy: MOTOR CARRIER SERVICES		
Output (Volume):		
Number of Oversize/Overweight Permits Issued	724,000	724,000
Number of Motor Carrier Credentials Issued	100,000	100,000
B. Goal: PROTECT THE PUBLIC		
B.1.1. Strategy: ENFORCEMENT		
Output (Volume):		
Number of Non-Lemon Law Cases Closed	17,000	17,000
B.2.1. Strategy: MOTOR VEHICLE CRIME PREVENTION¹		
Output (Volume):		
Number of Motor Vehicle Crime Prevention Authority Grants Awarded	31	31
Explanatory:		
Number of Stolen Vehicles Recovered by Motor Vehicle Crime Prevention Authority Grant Funded Programs	14,591	15,502

2. Capital Budget.² None of the funds appropriated above may be expended for capital budget items except as listed below. The amounts shown below shall be expended only for the purposes shown and are not available for expenditure for other purposes. Amounts appropriated above and identified in this provision as appropriations either for "Lease Payments to the Master Lease Purchase Program" or for items with a "(MLPP)" notation shall be expended only for the purpose of making lease-purchase payments to the Texas Public Finance Authority pursuant to the provisions of Government Code, Section 1232.103.

	<u>2024</u>	<u>2025</u>
a. Construction of Buildings and Facilities		
(1) Regional Service Centers Expansion	\$ 931,606	\$ 0
(2) Camp Hubbard Renewal Project	143,000,000	0
Total, Construction of Buildings and Facilities	\$ 143,931,606	\$ 0
b. Repair or Rehabilitation of Buildings and Facilities		
(1) Regional Service Centers Maintenance	\$ 700,000	\$ 0
c. Acquisition of Information Resource Technologies		
(1) TxDMV Automation System	\$ 10,500,000	\$ 0
(2) PC Replacement	527,000	685,000
(3) Technology Replacement & Upgrades - Regional Support for County Tax Assessor-Collector Offices	5,000,000	5,000,000
(4) Registration and Title System (RTS) Replacement Phase One	4,421,489	0
(5) House Bill 718 Implementation	15,500,000	0
Total, Acquisition of Information Resource Technologies	\$ 35,948,489	\$ 5,685,000
d. Data Center/Shared Technology Services		
(1) Data Center Services - Shared Technology Services	\$ 17,318,944	\$ 12,404,033

DEPARTMENT OF MOTOR VEHICLES
(Continued)

e. Cybersecurity		
(1) Cybersecurity	\$ 400,000	\$ 0
Total, Capital Budget	<u>\$ 198,299,039</u>	<u>\$ 18,089,033</u>
Method of Financing (Capital Budget):		
<u>Other Funds</u>		
Texas Department of Motor Vehicles Fund Account		
No. 010	\$ 55,299,039	\$ 18,089,033
Bond Proceeds - Revenue Bonds	<u>143,000,000</u>	<u>0</u>
Subtotal, Other Funds	<u>\$ 198,299,039</u>	<u>\$ 18,089,033</u>
Total, Method of Financing	<u>\$ 198,299,039</u>	<u>\$ 18,089,033</u>

- 3. Appropriation of Special License Plate Fees.** Out of amounts appropriated above to the Department of Motor Vehicles from the Texas Department of Motor Vehicles Fund in Strategy A.1.1, Titles, Registrations, and Plates, the amounts of \$9,225,000 in fiscal year 2024 and \$9,317,000 in fiscal year 2025 are for the purpose of making contract payments to the vendor selected by the Department of Motor Vehicles for the marketing and sale of personalized and specialty license plates pursuant to Transportation Code, Sections 504.851 and 504.852 from fees collected from the sale of personalized and specialty license plates. In addition to amounts appropriated above in Strategy A.1.1, Titles, Registrations, and Plates, any additional fees collected from the sale of personalized and specialty license plates (Object Code 3014) and deposited to the credit of the Texas Department of Motor Vehicles Fund for the purposes of making contract payments to the vendor selected by the Department of Motor Vehicles for the marketing and sale of personalized and specialty license plates are appropriated for the same purpose. Any unobligated or unexpended balances of these funds remaining as of August 31, 2024, are appropriated in the fiscal year beginning September 1, 2024, for the same purpose.
- 4. Unexpended Balance and Capital Authority: TxDMV Automation Systems.** In addition to amounts appropriated above for the TxDMV Automation System capital budget item in Rider 2, Capital Budget, any unexpended balances remaining as of August 31, 2023 (estimated to be \$0), from appropriations made to the Department of Motor Vehicles in Strategy A.1.4, Technology Enhancement and Automation, for the state fiscal biennium ending August 31, 2023, for the TxDMV Automation System capital budget project are appropriated for the same purpose in the state fiscal biennium beginning September 1, 2023.
- 5. Texas Department of Motor Vehicles Fund Report.** The Department of Motor Vehicles shall provide to the Legislative Budget Board, in the format prescribed by the Legislative Budget Board, an annual report of revenue collections, expenditures, and fund balances in the Texas Department of Motor Vehicles Fund No. 10.
- 6. Unexpended Balance Appropriation: Federal Grants and State Matching Funds.** In addition to amounts appropriated above to the Department of Motor Vehicles, any unexpended balances of funds from federal grants remaining on August 31, 2023, from appropriations made to the Department of Motor Vehicles for the fiscal biennium ending August 31, 2023, including balances remaining from appropriations of state matching funds required under federal contracts, (estimated to be \$0) are appropriated in the state fiscal biennium beginning September 1, 2023, for the same purposes.
- 7. Unexpended Balance Appropriation: TxDMV Headquarters Maintenance Projects.** In addition to amounts appropriated above, any unexpended balances of appropriations remaining as of August 31, 2023, from appropriations made to the Department of Motor Vehicles in Strategy C.1.3, Other Support Services, for the fiscal biennium ending August 31, 2023, for the TxDMV Headquarters Maintenance Projects capital budget project (estimated to be \$0) are appropriated for the same purpose in the state fiscal biennium beginning September 1, 2023.
- 8. Unexpended Balances Within the Biennium.** Any unexpended balances as of August 31, 2024, in appropriations made to the Department of Motor Vehicles are appropriated for the same purposes for the fiscal year beginning September 1, 2024.
- 9. Unexpended Balance Appropriation: Regional Service Centers Maintenance Project.** In addition to amounts appropriated above, any unexpended balances in appropriations remaining as of August 31, 2023, from appropriations made to the Department of Motor Vehicles in Strategy

DEPARTMENT OF MOTOR VEHICLES
(Continued)

A.1.1, Titles, Registrations, and Plates, for the fiscal biennium ending August 31, 2023, for the Regional Service Centers Maintenance capital budget project (estimated to be \$0) are appropriated for the same purpose in the state fiscal biennium beginning September 1, 2023.

10. Motor Vehicle Crime Prevention Authority Appropriation.¹

- (a) Fees, fines, and other miscellaneous revenue as authorized and generated pursuant to Transportation Code, Section 1006.153, and allocated for the purposes of appropriation to the Motor Vehicle Crime Prevention Authority pursuant to Transportation Code, Section 1006.153(e)(1), shall cover, at a minimum, the cost of General Revenue appropriations made above in Strategy B.2.1, Motor Vehicle Crime Prevention, as well as the “other direct and indirect costs” made elsewhere in this Act associated with this program. Direct costs for the Motor Vehicle Crime Prevention Authority program are estimated to be \$48,857,762 in fiscal year 2024 and \$55,278,303 in fiscal year 2025 and “other direct and indirect costs” are estimated to be \$179,159 in fiscal year 2024 and \$180,531 in fiscal year 2025. In the event that actual and/or projected revenue collections are insufficient to offset the costs identified by this provision, the Legislative Budget Board may direct that the Comptroller of Public Accounts reduce the appropriation authority provided above to be within the amount of revenue expected to be available.
- (b) Fees collected in excess of the Comptroller of Public Accounts’ Biennial Revenue Estimate (Revenue Object 3206) pursuant to Transportation Code, Section 1006.153, and allocated for the purposes of appropriation to the Motor Vehicle Crime Prevention Authority pursuant to Transportation Code, Section 1006.153(e)(1), are appropriated to the Department of Motor Vehicles in Strategy B.2.1, Motor Vehicle Crime Prevention. Any unobligated or unexpended balances of these funds remaining as of August 31, 2024, are appropriated in the fiscal year beginning September 1, 2024, for the same purpose.
- (c) In addition to amounts appropriated above, any unexpended balances of appropriations remaining as of August 31, 2023, from appropriations made to the Department of Motor Vehicles in Strategy B.2.1, Motor Vehicle Crime Prevention, for the fiscal biennium ending August 31, 2023, are appropriated for the same purpose in the fiscal biennium beginning September 1, 2023.

11. Camp Hubbard Renewal Project.

- (a) In accordance with Government Code Chapters 1232, the Texas Public Finance Authority is authorized to issue revenue bonds or other obligations on behalf of the Texas Department of Motor Vehicles in an amount not to exceed \$143,000,000 for the purpose of implementing the Camp Hubbard Renewal Project, to include site work and demolition of existing buildings, construction of a new office building, renovations to existing buildings, upgrades to the Central Utility Plant, and other work as may be needed to fully implement the project. Included in the amounts appropriated to the Texas Department of Motor Vehicles in Strategy C.1.3, Other Support Services, is \$143,000,000 in Revenue Bond Proceeds for fiscal year 2024 for the construction of facilities pursuant to Government Code, Section 2166.003(a)(12), and Transportation Code, Section 1001.201. In addition to the appropriation of revenue bond proceeds, the Department of Motor Vehicles is appropriated out of the Texas Department of Motor Vehicles Fund No. 010 such additional amounts as may be necessary to fully implement the project, including Costs of Issuance associated with issuing the bonds. Any unexpended balances of these appropriations made above in Strategy C.1.3, Other Support Services, remaining as of August 31, 2024, are appropriated for the same purposes for the fiscal year beginning September 1, 2024.
- (b) Included in amounts appropriated above out of the Texas Department of Motor Vehicles Fund No. 010 in Strategy C.1.3, Other Support Services, \$12,522,000 in fiscal year 2024 and \$12,522,000 in fiscal year 2025 are for the purpose of making lease payments to the Texas Public Finance Authority for debt service payments on the revenue bonds or other obligations issued to implement the Camp Hubbard Renewal Project.

12. Regional Service Centers Long-range Facilities Plan. Using funds appropriated above, the Department of Motor Vehicles, in consultation with the Texas Facilities Commission, shall produce a long-range facilities plan for the department’s regional service centers, covering a time period of not less than ten years, that evaluates the cost effectiveness of buying, building, or leasing facilities for the purposes of relocating or expanding regional service centers to meet future

DEPARTMENT OF MOTOR VEHICLES
(Continued)

regional customer service needs. Not later than December 1, 2024, the Department of Motor Vehicles shall submit to the Legislative Budget Board a report summarizing the long-range facilities plan, its underlying analysis, and any findings and recommendations resulting from the development of the plan.

13. Contingency for Senate Bill 224.¹ Pursuant to the enactment of Senate Bill 224, or similar legislation by the Eighty-eighth Legislature, Regular Session, fees collected in excess of the Comptroller of Public Accounts' Biennial Revenue Estimate (Revenue Object 3206) pursuant to Transportation Code, Section 1006.153, from \$1 out of each fee collected and deposited to the General Revenue Fund and dedicated for the purposes of coordinated regulatory and law enforcement activities intended to detect and prevent catalytic converter theft in this state pursuant to Transportation Code, Section 1006.153(e), as amended by the legislation, (estimated to be \$24,352,279 in fiscal year 2024 and \$30,099,417 in fiscal year 2025) are included in the amounts appropriated above to the Department of Motor Vehicles in Strategy B.2.1, Motor Vehicle Crime Prevention.

¹ Incorporates Article IX, Section 18.42, of this Act, due to enactment of SB 224, 88th Legislature, Regular Session, relating to catalytic converters, including criminal conduct involving catalytic converters, resulting in increases of \$24,667,262 in FY 2024 and \$30,378,803 in FY 2025 out of General Revenue Funds and 4.0 FTEs each fiscal year of the biennium.

² Incorporates Article IX, Section 18.09, of this Act, due to enactment of HB 718, 88th Legislature, Regular Session, relating to the issuance of certain tags, permits, and license plates authorizing the movement of vehicles, resulting in an increase of \$35,000,000 in FY 2024 out of Other Funds and increases of 2.0 FTEs in FY 2024 and 44.0 FTEs in FY 2025. The Capital Budget is adjusted accordingly.

³ Incorporates Article IX, Section 18.44, of this Act, due to enactment of SB 505, 88th Legislature, Regular Session, relating to imposing an additional fee for the registration of an electric vehicle, resulting in an increase of \$214,440 out of Other Funds in FY 2024.

DEPARTMENT OF TRANSPORTATION

	For the Years Ending	
	August 31, 2024	August 31, 2025
Method of Financing:		
General Revenue Fund ^{1, 2, 3, 4}	\$ 548,945,037	\$ 49,006,430
GR Dedicated - Texas Department of Insurance Operating Fund Account No. 036	\$ 730,218	\$ 730,218
<u>Federal Funds</u>		
Coronavirus Relief Fund	\$ 269,844,341	\$ 192,585,092
Federal Funds	59,723,000	57,925,000
Federal Reimbursements	5,890,578,343	6,368,520,383
Subtotal, Federal Funds	\$ 6,220,145,684	\$ 6,619,030,475
<u>Other Funds</u>		
State Highway Fund No. 006, estimated ⁴	\$ 4,205,283,287	\$ 4,063,919,685
State Highway Fund No. 006 - Proposition 1, 2014, estimated	3,319,218,000	3,548,895,000
State Highway Fund No. 006 - Proposition 7, 2015, estimated	3,192,139,000	3,240,627,000
State Highway Fund No. 006 - Toll Revenue, estimated	221,000,000	221,000,000
State Highway Fund No. 006 - Concession Fees, estimated	11,500,000	11,500,000
State Highway Fund - Debt Service, estimated	393,711,000	394,993,000
Texas Mobility Fund, estimated	139,150,325	136,800,639
Texas Mobility Fund - Debt Service, estimated	376,032,000	392,507,000
Interagency Contracts	4,500,000	4,500,000
Subtotal, Other Funds	\$ 11,862,533,612	\$ 12,014,742,324
Total, Method of Financing	\$ 18,632,354,551	\$ 18,683,509,447
Other Direct and Indirect Costs Appropriated Elsewhere in this Act	\$ 434,855	\$ 428,673

DEPARTMENT OF TRANSPORTATION
(Continued)

This bill pattern represents an estimated 93.4% of this agency's estimated total available funds for the biennium.

Number of Full-Time-Equivalents (FTE): 13,157.0 13,157.0

Schedule of Exempt Positions:

Executive Director, Group 9 \$344,000 \$344,000
Commissioner (5) 16,805 (5) 16,805

Items of Appropriation:

A. Goal: PROJECT DEVELOPMENT AND DELIVERY

A.1.1. Strategy: PLAN/DESIGN/MANAGE	\$ 562,075,390	\$ 575,436,588
In-house Planning, Design, and Management of Transportation Projects.		
A.1.2. Strategy: CONTRACTED PLANNING AND DESIGN	648,984,617	657,316,950
Contracted Planning and Design of Transportation Projects.		
A.1.3. Strategy: RIGHT-OF-WAY ACQUISITION	856,947,062	913,113,227
Optimize Timing of Transportation Right-of-way Acquisition.		
A.1.4. Strategy: CONSTRUCTION CONTRACTS¹	2,225,258,436	2,192,241,459
Construction of Transportation System and Facilities. Estimated.		
A.1.5. Strategy: MAINTENANCE CONTRACTS	2,653,543,733	3,050,236,773
Contracts for Transportation System Maintenance. Estimated.		
A.1.6. Strategy: PROPOSITION 1, 2014	3,319,218,000	3,548,895,000
Proposition 1 (2014) Funds for Non-tolled Public Roadways. Estimated.		
A.1.7. Strategy: PROPOSITION 7, 2015	2,924,896,000	2,977,952,000
Proposition 7 (2015) Funds for Non-tolled Public Roadways. Estimated.		
A.1.8. Strategy: CONSTRUCTION GRANTS & SERVICES	733,124,258	310,047,498
Grants, Loans, Pass-through Payments, and Other Services. Estimated.		

Total, Goal A: PROJECT DEVELOPMENT AND DELIVERY \$ 13,924,047,496 \$ 14,225,239,495

B. Goal: ROUTINE SYSTEM MAINTENANCE

Routine Transportation System Maintenance.

B.1.1. Strategy: CONTRACTED ROUTINE MAINTENANCE	\$ 1,318,200,957	\$ 1,067,208,256
Contract for Routine Transportation System Maintenance.		
B.1.2. Strategy: ROUTINE MAINTENANCE	1,049,598,357	1,066,852,741
Provide for State Transportation System Routine Maintenance/Operations.		
B.1.3. Strategy: FERRY OPERATIONS	51,378,817	53,294,855
Operate Ferry Systems in Texas.		

Total, Goal B: ROUTINE SYSTEM MAINTENANCE \$ 2,419,178,131 \$ 2,187,355,852

C. Goal: OPTIMIZE SERVICES AND SYSTEMS

C.1.1. Strategy: PUBLIC TRANSPORTATION	\$ 134,924,775	\$ 136,722,354
Support and Promote Public Transportation.		
C.2.1. Strategy: TRAFFIC SAFETY	63,453,462	63,827,058
C.3.1. Strategy: TRAVEL INFORMATION	19,295,087	21,298,790
C.4.1. Strategy: RESEARCH	27,517,742	27,164,110
Fund Research and Development to Improve Transportation Operations.		
C.5.1. Strategy: AVIATION SERVICES^{1, 2, 3}	206,239,888	138,999,320
Support and Promote General Aviation.		
C.6.1. Strategy: GULF WATERWAY	1,090,973	1,098,541
Support the Gulf Intracoastal Waterway.		

Total, Goal C: OPTIMIZE SERVICES AND SYSTEMS \$ 452,521,927 \$ 389,110,173

DEPARTMENT OF TRANSPORTATION
(Continued)

D. Goal: ENHANCE RAIL TRANSPORTATION		
D.1.1. Strategy: RAIL PLAN/DESIGN/MANAGE	\$ 3,463,600	\$ 3,610,600
D.1.2. Strategy: CONTRACT RAIL PLAN/DESIGN Contract for Planning and Design of Rail Transportation Infrastructure.	3,500,000	3,500,000 & UB
D.1.3. Strategy: RAIL CONSTRUCTION ¹	12,464,894	2,464,894 & UB
D.1.4. Strategy: RAIL SAFETY Ensure Rail Safety through Inspection and Public Education.	<u>1,208,059</u>	<u>1,208,059</u>
Total, Goal D: ENHANCE RAIL TRANSPORTATION	\$ 20,636,553	\$ 10,783,553
E. Goal: INDIRECT ADMINISTRATION		
E.1.1. Strategy: CENTRAL ADMINISTRATION	\$ 114,672,340	\$ 111,379,239
E.1.2. Strategy: INFORMATION RESOURCES	278,101,752	277,366,524
E.1.3. Strategy: OTHER SUPPORT SERVICES	<u>48,133,862</u>	<u>48,931,668</u>
Total, Goal E: INDIRECT ADMINISTRATION	\$ 440,907,954	\$ 437,677,431
F. Goal: DEBT SERVICE PAYMENTS Debt Service Payments for Bonds, Notes, and Other Credit Agreements.		
F.1.1. Strategy: GENERAL OBLIGATION BONDS General Obligation Bond Debt Service Payments.	\$ 278,000,000	\$ 273,000,000 & UB
F.1.2. Strategy: STATE HIGHWAY FUND BONDS State Highway Fund Bond Debt Service Payments.	419,000,000	419,000,000 & UB
F.1.3. Strategy: TEXAS MOBILITY FUND BONDS Texas Mobility Fund Bond Debt Service Payments.	399,209,000	415,600,000 & UB
F.1.4. Strategy: OTHER DEBT SERVICE Other Debt Service Payments.	500,000	500,000 & UB
Total, Goal F: DEBT SERVICE PAYMENTS	\$ 1,096,709,000	\$ 1,108,100,000
G. Goal: DEVELOP TOLL SUBACCOUNT PROJECTS Develop Transportation Projects through Toll Project Subaccount Funds.		
G.1.1. Strategy: PLAN/DESIGN/MANAGE - SUBACCOUNT Plan, Design, and Manage Projects with Regional Toll Revenue Funds.	\$ 4,500,000	\$ 4,500,000
G.1.2. Strategy: CONTRACTED PLAN/DESIGN - SUBACCOUNT Contracted Planning/Design of Projects with Regional Toll Revenue.	4,000,000	4,000,000 & UB
G.1.3. Strategy: RIGHT-OF-WAY - SUBACCOUNT Optimize Timing of ROW Acquisition with Regional Toll Revenue.	12,500,000	12,500,000 & UB
G.1.4. Strategy: CONSTRUCTION CONTRACTS - SUBACCOUNT Construction Contract Payments from Regional Toll Revenue.	<u>211,500,000</u>	<u>211,500,000</u> & UB
Total, Goal G: DEVELOP TOLL SUBACCOUNT PROJECTS	\$ 232,500,000	\$ 232,500,000
H. Goal: SALARY ADJUSTMENTS		
H.1.1. Strategy: SALARY ADJUSTMENTS	<u>\$ 45,853,490</u>	<u>\$ 92,742,943</u>
Grand Total, DEPARTMENT OF TRANSPORTATION	<u>\$ 18,632,354,551</u>	<u>\$ 18,683,509,447</u>
Object-of-Expense Informational Listing:		
Salaries and Wages	\$ 831,457,068	\$ 878,346,521
Other Personnel Costs	37,480,096	38,333,473
Professional Fees and Services	7,238,800,497	7,520,227,295
Fuels and Lubricants	35,796,482	35,850,574
Consumable Supplies	5,999,125	6,182,028
Utilities	45,607,757	46,151,616
Travel	8,861,118	9,009,418
Rent - Building	4,462,396	4,353,961
Rent - Machine and Other	5,342,544	5,590,256
Debt Service	1,117,251,702	1,128,640,602
Other Operating Expense	1,833,583,735	1,871,348,523

DEPARTMENT OF TRANSPORTATION
(Continued)

Client Services	2,860,414	2,872,280
Grants	1,033,369,922	571,045,116
Capital Expenditures	6,431,481,695	6,565,557,784

Total, Object-of-Expense Informational Listing \$ 18,632,354,551 \$ 18,683,509,447

Estimated Allocations for Employee Benefits and Debt Service Appropriations Made Elsewhere in this Act:

Employee Benefits

Retirement	\$ 76,797,690	\$ 81,744,654
Group Insurance	212,376,192	218,578,630
Social Security	61,672,267	65,654,564
Benefits Replacement	349,500	279,251

Subtotal, Employee Benefits \$ 351,195,649 \$ 366,257,099

Debt Service

TPFA GO Bond Debt Service	\$ 9,136,396	\$ 7,102,641
---------------------------	--------------	--------------

Total, Estimated Allocations for Employee Benefits and Debt Service Appropriations Made Elsewhere in this Act \$ 360,332,045 \$ 373,359,740

1. Performance Measure Targets. The following is a listing of the key performance target levels for the Department of Transportation. It is the intent of the Legislature that appropriations made by this Act be utilized in the most efficient and effective manner possible to achieve the intended mission of the Department of Transportation. In order to achieve the objectives and service standards established by this Act, the Department of Transportation shall make every effort to attain the following designated key performance target levels associated with each item of appropriation.

	2024	2025
A. Goal: PROJECT DEVELOPMENT AND DELIVERY		
Outcome (Results/Impact):		
Percent of Design Projects Delivered on Time	90%	90%
Percent of Construction Projects Completed on Budget	85%	85%
Percent of Two-lane Highways 26 Feet or Wider in Paved Width	54.8%	54.9%
Percent of Construction Projects Completed on Time	65%	65%
A.1.1. Strategy: PLAN/DESIGN/MANAGE		
Output (Volume):		
Number of Construction Plans Processed for Statewide Construction Letting	765	765
Dollar Volume of Construction Contracts Awarded (Millions)	6,500	6,500
Number of Construction Contracts Awarded	765	765
B. Goal: ROUTINE SYSTEM MAINTENANCE		
Outcome (Results/Impact):		
Bridge Inventory Condition Score	88.68	88.59
Percent of Highway Pavements in Good or Better Condition	90%	90%
B.1.1. Strategy: CONTRACTED ROUTINE MAINTENANCE		
Output (Volume):		
Number of Lane Miles Contracted for Resurfacing	19,000	19,000
B.1.2. Strategy: ROUTINE MAINTENANCE		
Output (Volume):		
Number of Highway Lane Miles Resurfaced by State Forces	6,500	6,500
C. Goal: OPTIMIZE SERVICES AND SYSTEMS		
Outcome (Results/Impact):		
Percent Change in the Number of Small Urban and Rural Transit Trips	1%	1%
Number of Fatalities Per 100,000,000 Miles Traveled	1.14	1.09
Percent of General Aviation Airport Runways in Good or Excellent Condition	60%	60%
C.5.1. Strategy: AVIATION SERVICES		
Output (Volume):		
Number of Grants Approved for Airports Selected for Financial Assistance	70	70
D. Goal: ENHANCE RAIL TRANSPORTATION		
D.1.4. Strategy: RAIL SAFETY		
Output (Volume):		
Number of Federal Railroad Administration (FRA) Units Inspected	119,000	119,000

DEPARTMENT OF TRANSPORTATION
(Continued)

2. Capital Budget. None of the funds appropriated above may be expended for capital budget items except as listed below. The amounts shown below shall be expended only for the purposes shown and are not available for expenditure for other purposes. Amounts appropriated above and identified in this provision as appropriations either for "Lease Payments to the Master Lease Purchase Program" or for items with an "(MLPP)" notation shall be expended only for the purpose of making lease-purchase payments to the Texas Public Finance Authority pursuant to the provisions of Government Code, Section 1232.103.

The Department of Transportation shall submit to the Legislative Budget Board, in the format prescribed by the Legislative Budget Board, an annual report of expenditures made under this authority no later than 10 days after September 1 of each year. The report shall identify any changes to the amounts budgeted for items listed below, including but not limited to appropriations transfers into or out of each item, actual or anticipated lapses of capital budget appropriations, expenditures for additional capital budget items not listed below, and any unexpended balances of capital budget appropriations for fiscal year 2024 that are not lapsed and are appropriated in fiscal year 2025 pursuant to Article IX, Section 14.03, of this Act.

	2024	2025
a. Acquisition of Land and Other Real Property		
(1) Dredge Disposal Sites	\$ 450,000	\$ 450,000
(2) Land for Construction of Buildings	11,000,000	0
Total, Acquisition of Land and Other Real Property	\$ 11,450,000	\$ 450,000
b. Construction of Buildings and Facilities		
(1) Radio Tower Replacements, Statewide	\$ 6,500,000	\$ 6,500,000
(2) Facilities Master Plan Projects	221,650,000	0
(3) Flight Services - New Hangar and Ramp Rehabilitation	12,000,000	0
Total, Construction of Buildings and Facilities	\$ 240,150,000	\$ 6,500,000
c. Repair or Rehabilitation of Buildings and Facilities		
(1) Deferred Maintenance	\$ 37,350,000	\$ 0
d. Acquisition of Information Resource Technologies		
(1) Enterprise Information Management	\$ 12,449,200	\$ 11,811,200
(2) Information and Systems Modernization	38,875,000	36,250,000
(3) PC Replacement	4,903,320	5,148,486
(4) Technology Replacements and Upgrades	27,100,000	28,300,000
Total, Acquisition of Information Resource Technologies	\$ 83,327,520	\$ 81,509,686
e. Acquisition of Capital Equipment and Items	88,648,208	93,052,542
f. Data Center/Shared Technology Services		
(1) Data Center Consolidation	\$ 60,335,557	\$ 60,185,193
g. Centralized Accounting and Payroll/Personnel System (CAPPS)		
(1) Centralized Accounting & Payroll/Personnel System (CAPPS)	\$ 7,157,464	\$ 7,157,464
(2) CAPPS Upgrades and Improvements	6,800,000	3,000,000
Total, Centralized Accounting and Payroll/Personnel System (CAPPS)	\$ 13,957,464	\$ 10,157,464
h. Cybersecurity		
(1) Cybersecurity Initiative Projects	\$ 20,528,960	\$ 21,160,000
i. Legacy Modernization		
(1) Mainframe-Legacy Modernization	\$ 8,500,000	\$ 6,950,000
Total, Capital Budget	\$ 564,247,709	\$ 279,964,885

DEPARTMENT OF TRANSPORTATION
(Continued)

Method of Financing (Capital Budget):

General Revenue Fund	\$ 12,000,000	\$ 0
State Highway Fund No. 006	<u>\$ 552,247,709</u>	<u>\$ 279,964,885</u>
Total, Method of Financing	<u>\$ 564,247,709</u>	<u>\$ 279,964,885</u>

3. Transfer Authority.

- a. Notwithstanding the appropriation transfer provisions in Article IX, Section 14.01, of this Act, appropriations may be transferred among Strategies A.1.2, Contracted Planning and Design, A.1.3, Right-of-Way Acquisition, A.1.4, Construction Contracts, A.1.5, Maintenance Contracts, and A.1.8, Construction Grants & Services, in an amount not to exceed ten percent of the appropriation item from which the transfer is made for the fiscal year. No appropriations may be transferred out of any strategy identified in this subsection to any strategy not identified in this subsection without prior authorization from the Legislative Budget Board. The Department of Transportation shall submit to the Legislative Budget Board a quarterly report of appropriation transfers made under the authority of this subsection.
- b. Subject to the appropriation transfer provisions in Article IX, Section 14.01, of this Act, appropriations may be transferred out of any strategy not identified in subsection (a) of this rider into any strategy identified in subsection (a).
- c. The Department of Transportation may submit to the Legislative Budget Board a request to exceed the appropriation transfer limitations specified by this rider, in a format prescribed by the Legislative Budget Board, that provides information regarding the purposes and the projected impact of the transfers on transportation projects and future appropriation needs. A request submitted under this provision shall be considered to be approved unless the Legislative Budget Board issues a written disapproval within 30 business days after the date on which the staff of the Legislative Budget Board concludes its review of the request to transfer appropriations and forwards its review to the Chair of the House Appropriations Committee, Chair of the Senate Finance Committee, Speaker of the House, and Lieutenant Governor. Additional information requested by the Legislative Budget Board regarding a request submitted by the Department of Transportation pursuant to this rider shall be provided in a timely manner. Notwithstanding any provision to the contrary in this subsection, the Legislative Budget Board is authorized to suspend the approval of a request at any time pending the receipt of additional information requested of the Department of Transportation.

4. Magazine Appropriations. The Department of Transportation is directed to set subscription rates and other charges for Texas Highways Magazine at a level that will generate receipts approximately sufficient to cover the costs incurred in the production and distribution of the magazine. In addition to funds appropriated above, the department is appropriated to Strategy C.3.1, Travel Information, any magazine revenues generated above \$4,300,000 in fiscal year 2024 and \$4,300,000 in fiscal year 2025. Funds may be utilized only for the purpose of magazine costs. The Department of Transportation may transfer revenues available from prior years subscription fees to Strategy C.3.1, Travel Information, in the event of unforeseen or unusual expenditures associated with the production costs of the Texas Highways Magazine. The Department of Transportation is appropriated all revenue collected from the sale of promotional items as authorized by Transportation Code, Section 204.009.

5. Limitation on Residences. None of the funds appropriated herein above may be expended for the purchase, construction, or maintenance of residences for employees of the Department of Transportation except maintenance camps in isolated areas.

6. Refunds and Lawsuit Costs. Any necessary amounts appropriated above may be used by the Department of Transportation to pay refunds authorized by law and to pay judgments, settlements, and other costs associated with lawsuits involving the department, including suits involving right-of-way acquisition or inverse condemnation.

7. Minimum Wage Contracts. In contracting for maintenance and construction contract work with the private sector from funds appropriated above, the Department of Transportation shall require that contractors and subcontractors are paying all employees and contract labor at a rate at least

DEPARTMENT OF TRANSPORTATION
(Continued)

equal to the federal minimum wage. The department shall withhold payments to contractors until their contractual obligations for paying employees and the contract labor have been fulfilled.

- 8. Aviation Services Appropriations.** In addition to amounts appropriated above, any unexpended and unobligated balances of appropriations made to the Department of Transportation from State Highway Fund No. 006 for airport development grants in the 2022-23 biennium in Strategy C.5.1, Aviation Services, remaining as of August 31, 2023, (estimated to be \$0), are appropriated to Strategy C.5.1, Aviation Services, for the fiscal biennium beginning September 1, 2023, for the same purpose.
- 9. Trust Fund 927.** The Department of Transportation is authorized to receive and hold funds in Trust Fund No. 927 (county or political subdivision road participation account) from governmental and private entities for purposes of reimbursing State Highway Fund No. 006 for expenses incurred with transportation projects, including highway and aviation.
- 10. State Highway Fund Reimbursement.** To the extent that funds are made available from local governments under Transportation Code, Section 22.055(b), the department is appropriated amounts as necessary from State Highway Fund No. 006 for purposes authorized by Chapter 22 of the Texas Transportation Code. Funds made available to the department under Transportation Code, Section 22.055(b) are to be used only for the purpose of reimbursing State Highway Fund No. 006.
- 11. District Discretionary Funds.**

 - a. Out of the funds appropriated above in Goal A, Project Development and Delivery, the Department of Transportation shall allocate a minimum of \$2.5 million for each district to the State District Discretionary Category each fiscal year. In addition, the Department of Transportation shall submit to the Legislative Budget Board and the Governor an annual report no later than November 1st each fiscal year detailing the amount of District Discretionary category funds used by each district for project cost overruns.
 - b. Out of the funds appropriated above in Goal A, Project Development and Delivery, the Department of Transportation shall allocate, in addition to the allocations made under subsection (a) of this rider, funds to fund improvements designed to facilitate traffic related to motor vehicles, cargo, and rail, and improve the efficiency of border inspection and security processes at land ports of entry located within 25 miles of the Texas-Mexico border. In making allocations under this subsection, the department shall consider factors related to the movement of people and goods through the land border ports of entry within the boundaries of the state, including but not limited to the number of incoming commercial trucks and railcars, the number of incoming personal motor vehicles and buses, the weight of incoming cargo by commercial trucks, and the number of land border ports of entry.
 - c. Out of the funds appropriated above in Goal A, Project Development and Delivery, the Department of Transportation shall allocate, in addition to the allocations made under subsection (a) and (b) of this rider, funds to fund projects that are located within 60 miles of an international border crossing and recommended to the Texas Transportation Commission by the Border Trade Advisory Committee under Transportation Code, Section 201.114.
- 12. Travel Information.** If the department determines that it cannot meet anticipated production and distribution for the Texas State Travel Guide and related travel literature from funds appropriated in Strategy C.3.1, Travel Information, the department shall transfer sufficient funds to meet the demand for each year of the biennium from any Strategy except that no transfers shall be made into Strategy C.3.1, Travel Information, from Strategy A.1.2, Contracted Planning and Design, Strategy A.1.3, Right-of-Way Acquisition, Strategy A.1.4, Construction Contracts, Strategy A.1.5, Maintenance Contracts, Strategy A.1.8, Construction Grants and Services, strategies in Goal F, Debt Service Payments, and strategies in Goal G, Develop Toll Subaccount Projects.
- 13. Full-Time Equivalent: Summer Hire Program.** Full-Time-Equivalent (FTE) positions associated with the Summer Hire Program of the Department of Transportation, in an amount not to exceed 1,200 FTEs, shall be exempt from the Article IX provision establishing a limitation on state agency employment levels for the third and fourth quarters of each fiscal year. This provision will not change the "Number of Full-Time-Equivalents (FTE)" listed elsewhere in this Act. The Department of Transportation shall provide to the Legislative Budget Board, the Governor, and the State Auditor's Office a report of the number of FTEs associated with the Summer Hire

DEPARTMENT OF TRANSPORTATION
(Continued)

Program each fiscal year. Out of individuals hired for the Summer Hire Program, the department shall hire no less than 10 interns each year for the Texas Prefreshman Engineering Program (TexPREP).

14. Reporting Requirements.

- a. **Trade Transportation Activities.** The Department of Transportation shall provide a report to the department's border district legislators and to the respective metropolitan planning organizations on the department's trade transportation activities in such border districts during the 2024-25 biennium. The department shall report annually no later than January 1, each year of the biennium. The report shall also be provided to the Governor and the Legislative Budget Board.
- b. **Cash Forecast.** In addition to other information that might be requested by the Legislative Budget Board, the Department of Transportation shall submit to the Legislative Budget Board, in the format prescribed by the Legislative Budget Board, a monthly cash forecast report to the Legislative Budget Board and the Governor on state and federal funds received in State Highway Fund No. 006 as specified by the Legislative Budget Board. At any time, if the department becomes aware of any variances to estimated amounts appropriated above out of state and federal funds received in State Highway Fund No. 006, the department shall immediately notify the Legislative Budget Board and the Governor in writing specifying the affected funds and the reason for the anticipated change. The monthly cash forecast report shall include detailed explanations of the causes and effects of current and anticipated fluctuations in the cash balance.
- c. **Project Status Report.** The Department of Transportation shall provide to each member of the House and Senate, unless a member requests it not be provided, a status report on all highway construction projects, airport projects, rail projects, toll road projects, turnpike projects, toll authorities, regional mobility authorities, and toll road conversion projects by legislative district, currently under contract or awaiting funding. The report shall include projects that would be funded fully or in part by state, federal, or toll funds. The report shall be filed prior to January 1, each fiscal year. In addition, 90 days prior to any loan being approved by the Transportation Commission for any toll project, all members of the district within which the project is located shall be notified on the status of the project and how other projects in any district would be affected. Additionally, 30 days prior to any loan being approved by the Transportation Commission for a non-tolled transportation project, all members of the district within which the project is located shall be notified on the status of the project and how other projects in any district would be affected.
- d. **Toll Project, Rail Project, and Toll Project Entities.**

The Department of Transportation shall provide, unless a member requests it not be provided, notification of:

- (1) all rail projects, toll road projects, and turnpike projects included in the draft Unified Transportation Program located within each member of the House and Senate's district no later than 10 days after being identified and at least 2 business days prior to public release of the draft Unified Transportation Program;
- (2) the receipt of an application requesting approval to create a regional mobility authority or regional tollway authority located within each member of the House and Senate's district no later than 10 days after receipt of an application and of the Transportation Commission's consideration of an application no later than 10 days prior to commission action;
- (3) any toll authority or regional mobility authority board member who discloses to the department that the board member owns or participates in any holding included in a proposed project immediately after the department receives that information; and
- (4) the receipt of written notification for a proposed passenger rail or toll road project within each member of the House and Senate's district, whether or not it involves any state or federal funding no later than 10 days after receipt.

DEPARTMENT OF TRANSPORTATION

(Continued)

- e. **Public Transportation Activities.** The Department of Transportation shall develop and submit an annual report to the Legislature no later than March 15, each fiscal year on public transportation activities in Texas. The report shall at a minimum include monthly data on industry utilized standards which best reflect: ridership, mileage, revenue by source, and service effectiveness, such as passengers per revenue mile. In order to meet the mandates of Chapter 461, Transportation Code, relating to the coordination of public transportation and to implement the legislative intent of Transportation Code, Section 461.001, the Department of Transportation is directed to engage the services of the Texas A&M Transportation Institute, or any entity that the Department of Transportation deems appropriate, to maintain an inventory of all public transportation providers in the state to determine the types and levels of services being provided by each of them and the extent to which those providers can assist the state in meeting the mandates of the statute.
- f. **Electronic Format.** All reports to the Legislature outlined in this Rider and elsewhere in this Act relating to Toll Road Projects must be delivered to the Legislature in electronic formats and, if requested, in paper format.
- g. **Federal Funds Reporting Requirement.**
 - (1) The Department of Transportation shall provide to the Legislative Budget Board and the Governor:
 - (A) written notification of any increases or decreases in the amounts of federal funds estimated to be available to the Department of Transportation for the 2024-25 biennium within 10 business days of the date upon which the Department of Transportation is notified of such increases or decreases; and
 - (B) written notification outlining:
 - i. the use and projected impacts of any additional federal funds available to the Department of Transportation above amounts estimated for the 2024-25 biennium; and/or
 - ii. the Department of Transportation's plan for addressing any reductions in federal funds, including federally-mandated funding rescissions.
 - (2) The Department of Transportation shall provide to the Legislative Budget Board and the Governor any documentation required by the U.S. Department of Transportation, Federal Highway Administration regarding the Department of Transportation's proposed use of additional federal funds and/or proposed actions to address federal funds reductions, including federally-mandated funding rescissions, as soon as possible prior to submitting the required documentation to the U.S. Department of Transportation, Federal Highway Administration.
 - (3) Using funds appropriated above to the Department of Transportation, the department shall annually submit to the Governor, Lieutenant Governor, and each member of the legislature a report regarding the use of funds received from the federal government for transportation projects. The report shall provide an accounting of all federal funds received for transportation projects during the preceding year and identify the amount of federal funds used for transportation projects during that year, disaggregated by transportation project. The report must identify each transportation project included in the report as a new construction project, an existing construction project, or a maintenance project.
- h. **Toll Project Revenue and Funds Report.** Using funds appropriated above, the Department of Transportation shall submit to the Legislative Budget Board, in the format prescribed by the Legislative Budget Board, an annual report of all state toll project revenues received and any other related funds that are deposited outside of the state treasury, including the purpose and use of such funds by the department. The report shall be submitted no later than November 1, in each year of the biennium.
- i. **Appropriations from State Highway Fund No. 006.** Prior to the beginning of each fiscal year, the department shall provide the Legislative Budget Board and the Governor with a detailed plan for the use of appropriations from State Highway Fund No. 006 which includes, but is not limited to:

DEPARTMENT OF TRANSPORTATION
(Continued)

- (1) each construction project's enhancement of the state's economy, traffic safety, and connectivity;
 - (2) a detailed account of the level of traffic congestion reduced by each proposed project, in districts that contain one of the 50 most congested roads; and
 - (3) a district by district analysis of pavement score targets and how proposed maintenance spending will impact pavement scores in each district.
- j. **Congested Road Segments.** Out of funds appropriated above, the department shall expend necessary funds to prominently post, no later than November 1, the top 100 congested road segments on its website and:
- (1) the annual hours of travel delays and the economic value of the delays for each segment;
 - (2) a congestion mitigation plan drafted in coordination with the local Metropolitan Planning Organization which shall include, when appropriate, alternatives to highway construction; and
 - (3) at least a quarterly update of the current status in completing the mitigation plan for each road segment.
- k. **Pass-through Tolling Agreements.** The Department of Transportation shall submit an annual report to the Legislative Budget Board no later than November 1 of each fiscal year, in the format prescribed by the Legislative Budget Board, providing information on all existing pass-through tolling or pass-through financing agreements of the department.
- l. **Project Tracker.** All reports to the Legislature outlined in this rider may be satisfied by Project Tracker on the Department of Transportation's website to the extent possible.

15. Green Ribbon Project Expansion. It is the intent of the Legislature that the Department of Transportation expand the Green Ribbon Project, a public-private partnership initiative to enhance the appearance of public highways by incorporating in the design and improvement of public highways the planting of trees and shrubs, emphasizing natural beauty and greenspace, integrating public art, and highlighting cultural uniqueness of neighborhoods, to other areas of the state.

Furthermore, in non-attainment and near non-attainment areas, in connection with a contract for a highway project, the department shall allocate to the district or districts in which the project is located an amount equal to not less than one half of one and not to exceed 1 percent of the amount to be spent under the contract for construction, maintenance, or improvement of the highway. If two or more districts share an allocation under this section, the districts shall divide the allocation according to the portion of the amount under the contract that will be spent in each district. A district that receives an allocation under this rider may spend the allocated money for landscaping improvements associated with the project that was the subject of the contract or for landscaping improvements associated with another highway or highway segment located in the district.

For purposes of this rider, landscape improvements means planting of indigenous or adapted trees and other plants that are suitable for the climate in which they will be located, and preparing the soil and installing irrigation systems for the growth of the trees and plants. In non-attainment and near non-attainment areas, the district or districts shall, to the extent possible, use trees and plants that help mitigate the effects of air pollution.

16. Miscellaneous Pay Provisions.

- a. **Holiday Pay.** Notwithstanding other provisions of this bill, the Department of Transportation, to the extent permitted by law, is authorized to grant compensatory time off or to pay hourly employees for work performed on official state holidays in addition to any applicable holiday pay.
- b. **Compensatory Pay.** In order to operate in the most economical manner, when inclement weather or other circumstances beyond the control of the department prevent ferry operations, construction, or maintenance employees from performing their normal duties, the

DEPARTMENT OF TRANSPORTATION
(Continued)

Department of Transportation, to the extent permitted by law, is authorized to grant such employees time off with pay with the hours charged to the Compensatory Time Taken Account, provided that such advanced time must be repaid by the employee at a time, and in the most appropriate manner as determined by the department within the following twelve months or at termination, whichever is sooner.

- c. **Standby Pay.** It is expressly provided that the Department of Transportation, to the extent permitted by law, may pay compensation for on-call time at the following rates: credit for one hour worked per day on-call during the normal work week, and two hours worked per day on-call during weekends and holidays; this credit would be in addition to actual hours worked during normal duty hours or while on-call. Nonexempt employees who work a normal 40 hour work week, and also work on-call duty, will receive FLSA overtime rates for the on-call duty.
- d. **Pay for Regular Compensatory Time.** It is expressly provided that the Department of Transportation, to the extent permitted by law, may pay FLSA exempt and FLSA nonexempt employees on a straight-time basis for work on a holiday or for regular compensatory time hours when the taking of regular compensatory time off would be disruptive to normal business functions.
- e. **Hazardous Duty Pay.** To more adequately compensate employees who perform hazardous duties for the state, the Department of Transportation is authorized to compensate employees who perform underwater bridge inspections or perform declared emergency response duties an additional rate of pay of up to \$25 per hour for actual time spent performing these duties.
- f. **Evening, Night, and Weekend Shift Pay.** Notwithstanding other provisions in this Act, the Department of Transportation may pay an additional evening shift or night shift differential not to exceed 15 percent of the pay rate to employees who work the 3:00 p.m. to 11:00 p.m. shift, or its equivalent, or who work the 11:00 p.m. to 7:00 a.m. shift, or its equivalent. An additional weekend shift salary differential not to exceed 5 percent of the pay rate may be paid to employees. The weekend shift salary differential may be paid to an eligible individual in addition to the evening shift or night shift salary differential.

17. Bond Programs. The Department of Transportation:

- a. in accordance with Section 49-k of Article III of the Texas Constitution; is appropriated during each year of the biennium:
 - (1) all revenue of the state that is dedicated or appropriated to the Texas Mobility Fund No. 365 in accordance with Section 49-k (e) of Article III of the Texas Constitution, and such funds shall be deposited as received into the Texas Mobility Fund No. 365;
 - (2) all available funds in the Texas Mobility Fund No. 365, including any investment income, for the purposes outlined in Chapter 201, Subchapter M, Transportation Code;
 - (3) such amounts to be transferred to the Texas Mobility Fund No. 365 in accordance with Section 49-k (g) of Article III of the Texas Constitution and Chapter 201, Subchapter M, Transportation Code, as may be necessary to make payments when due on any bonds, notes, other obligations, or credit agreements issued or entered into pursuant to Chapter 201, Subchapter M, Transportation Code, to the extent that the available funds in the Texas Mobility Fund No. 365 are insufficient for such purposes; and
 - (4) in addition to the estimated amounts of Texas Mobility Fund Bond Proceeds listed above, any proceeds of additional bonds issued by the Texas Transportation Commission in a fiscal year or biennium that are in compliance with a Comptroller's certification as defined by Chapter 201, Subchapter M, Transportation Code.
- b. in accordance with Subchapter N of Chapter 201, Transportation Code, is authorized during the biennium to pay in addition to amounts appropriated above from the State Highway Fund No. 006, or otherwise dedicated or appropriated to such fund or available therein, debt service payments for notes issued or money borrowed in anticipation of a temporary cash shortfall in the State Highway Fund No. 006.

DEPARTMENT OF TRANSPORTATION
(Continued)

- c. in accordance with Section 49-m of Article III of the Texas Constitution and Section 201.115 of Chapter 201, Transportation Code, is authorized to pay in addition to amounts appropriated above from the State Highway Fund No. 006, or otherwise dedicated or appropriated to such fund or available therein, debt service payments for notes issued or money borrowed on a short-term basis to carry out the functions of the department.
- d. in accordance with Section 49-n of Article III of the Texas Constitution and Subchapter A of Chapter 222, Transportation Code, is authorized during each fiscal year of the biennium to pay out of amounts appropriated above from the State Highway Fund No. 006, or otherwise dedicated or appropriated to such fund or available therein, amounts due under bonds, other public securities and bond enhancement agreements that are issued or entered into to fund highway improvement projects and that are secured by and payable from revenue deposited to the credit of the State Highway Fund No. 006.
- e. in accordance with Section 49-p of Article III of the Texas Constitution and State law, the Department is appropriated, and in compliance with the bond resolutions authorized to transfer, during each year of the biennium the funds out of the General Revenue Fund as may be necessary to make payments when due on any bonds, notes, other obligations or credit agreements issued or entered into by the Commission. Prior to the expenditure of funds appropriated out of the General Revenue Fund, the Department shall utilize any balances available in interest and sinking funds for such purpose. The Department is also appropriated all amounts available in such interest and sinking funds, including any unexpended balances in these funds, for making payments when due on any such bonds, notes, other obligations or credit agreements.
- f. in accordance with Section 49-o of Article III of the Texas Constitution and Section 201.973 of Chapter 201, Transportation Code, the department is authorized to pay debt service payments for notes issued or money borrowed on funds contained in the Texas Rail Relocation and Improvement Fund No. 0306 from money in that fund.

18. Additional Funds.

- a. Except during an emergency as defined by the Governor, no appropriation of additional State Highway Funds above the estimated appropriation amounts identified above in the Method of Financing for the Department of Transportation as State Highway Fund No. 006, State Highway Fund No. 006 - Toll Revenue, State Highway Fund No. 006 - Concession Fees, State Highway Fund No. 006 - Proposition 1, 2014, or State Highway Fund No. 006 - Proposition 7, 2015, may be expended by the Department of Transportation unless the Department of Transportation submits a report to the Legislative Budget Board and the Governor outlining any additional funds available above amounts estimated for the 2024-25 biennium, their proposed uses and projected impacts. The Department of Transportation's proposal for the use of additional State Highway Funds shall be considered approved if not disapproved by the Legislative Budget Board or the Governor before:
 - (1) the 30th business day after the date on which the staff of the Legislative Budget Board concludes its review of the report and forwards the review to the Chair of the House Appropriations Committee, Chair of the Senate Finance Committee, Speaker of the House, and Lieutenant Governor; and
 - (2) the 30th business day after receipt of the report by the Governor.
- b. Additional information requested by the Legislative Budget Board regarding a request submitted by the Department of Transportation pursuant to this rider shall be provided in a timely manner. Notwithstanding any provision to the contrary in subsection (a) of this rider, the Legislative Budget Board is authorized to suspend the approval of a proposal for the use of additional State Highway Funds at any time pending the receipt of additional information requested of the Department of Transportation.
- c. The limitation in subsection (a) of this rider does not apply to the expenditure of funds received from governmental entities for purposes of reimbursing State Highway Fund No. 006 for expenses incurred with transportation projects or the expenditure of funds received as reimbursements for authorized services that are otherwise appropriated by Section 8.02, Article IX, of this Act.

DEPARTMENT OF TRANSPORTATION
(Continued)

19. Local Government Assistance. The Department of Transportation, pursuant to Texas Transportation Code, Section 201.706, may use funds appropriated by this Act to assist cities with the maintenance of city streets by providing engineering/maintenance expertise on roadway maintenance and when surplus materials are available, the department shall make available the surplus materials to any local government needing such materials.

For those cities that adopt or have adopted either a street use fee for maintenance or a specialized fee for street accessibility improvements as part of their local utility fees, the Department is authorized to use funds appropriated by this Act to coordinate its accessibility programs with those cities including providing engineering expertise where possible.

20. Appropriations Limited to Revenue Collections: Rail Safety. Fees, fines, and other miscellaneous revenues as authorized and generated by the operation of the Rail Safety program pursuant to Transportation Code, Section 111.101, shall cover, at a minimum, the cost of appropriations made above in Strategy D.1.4, Rail Safety, as well as the "other direct and indirect costs" made elsewhere in this Act associated with this program. Direct costs for the Rail Safety program are estimated to be \$1,208,059 in fiscal year 2024 and \$1,208,059 in fiscal year 2025 and "other direct and indirect costs" are estimated to be \$434,855 for fiscal year 2024 and \$428,673 for fiscal year 2025.

In the event that actual and/or projected revenue collections are insufficient to offset the costs identified by this provision, the Legislative Budget Board may direct that the Comptroller of Public Accounts reduce the appropriation authority provided above to be within the amount of revenue expected to be available.

21. Road Construction and Maintenance at State Facilities. Out of funds appropriated above, the Department of Transportation shall:

- a. maintain paved surfaces on the State Capitol Grounds according to the Historic Capitol Grounds Master Plan adopted by the State Preservation Board;
- b. construct, repair, and maintain roads in and providing access to and from Health and Human Services Commission state hospitals and state supported living centers;
- c. expend no more than \$20,000,000 for the biennium to construct and maintain roads and bridges on and adjacent to Texas Parks and Wildlife Facilities; and
- d. expend no more than \$1,000,000 for the biennium to construct and maintain roads in state historic sites administered by the Texas Historical Commission.

22. Colonia Projects. In addition to amounts appropriated above, any unexpended balances in Strategy A.1.8, Construction Grants & Services, from General Obligation Bond Proceeds for colonia access roadway projects remaining as of August 31, 2023 (estimated to be \$0), are appropriated to the Department of Transportation for the fiscal year beginning September 1, 2023, for the same purpose. Any unexpended balances of these funds remaining as of August 31, 2024, are appropriated to the Department of Transportation for the fiscal year beginning September 1, 2024, for the same purpose.

23. Public Transportation. Notwithstanding other transfer provisions in Article IX of this Act, appropriations made to the Department of Transportation in Strategy C.1.1, Public Transportation, from the State Highway Fund shall not be reduced.

24. Crash Records Information System. Included in the amounts appropriated above in Strategy C.2.1, Traffic Safety, is \$730,218 in fiscal year 2024 and \$730,218 in fiscal year 2025 from GR Dedicated - Texas Department of Insurance Operating Fund Account No. 036 for ongoing maintenance of the Crash Records Information System.

25. Sale of Surplus Property. Notwithstanding the provisions of Article IX, Section 8.03, Surplus Property, in this Act, all receipts from the sale of Department of Transportation surplus property, equipment, commodities, or salvage (including recycled products), pursuant to the provisions of Chapter 2175, Government Code, are appropriated to the Department of Transportation for expenditure during the fiscal year in which the receipts are received to carry out the functions of the department, specifically including implementing Chapter 91, Transportation Code.

DEPARTMENT OF TRANSPORTATION
(Continued)

The Department of Transportation may spend no more than \$500,000 in a fiscal year for passenger rail projects authorized under the provisions of Chapter 91, Transportation Code, from funds appropriated by this rider.

- 26. Toll Project Subaccounts.** The amounts appropriated above to the Department of Transportation in Goal G, Develop Toll Subaccount Projects, are made from fund balances and interest earnings on fund balances held in toll project subaccounts in the State Highway Fund pursuant to Transportation Code, Section 228.012.
- 27. Clothing Provision.** The department may provide a rental and cleaning allowance for Travel Information Center personnel and ferry operations personnel not to exceed \$500 per year.
- 28. Federal Funding for the Texas Rail Plan.** The Department of Transportation shall make it a top priority to seek, obtain, maximize, and expend federal funding for rail and other related multi-modal transportation funding, including rail relocation and improvement funds from the Federal Highway Administration, Federal Railroad Administration, and Federal Transit Administration. Contingent upon the availability and receipt of federal rail and other related federal multi-modal funds to the State, such federal funds are appropriated to the Department of Transportation.
- 29. Unexpended Balances Appropriation: Acquisition of Information Resource Technologies, Centralized Accounting and Payroll/Personnel System (CAPPS), and Cybersecurity.** Any unobligated and unexpended balances of funds remaining as of August 31, 2023, that were appropriated to the Department of Transportation for the 2022-23 biennium for capital budget items in the Acquisition of Information Resource Technologies capital budget category (estimated to be \$0), the Centralized Accounting and Payroll/Personnel System (CAPPS) capital budget category (estimated to be \$0), and the Cybersecurity capital budget project category (estimated to be \$0) are appropriated for the fiscal biennium beginning September 1, 2023, for the same purpose.
- 30. Unexpended Balances Appropriation: Construction Contracts and Construction Grants and Services.** Any unexpended balances remaining as of August 31, 2023, from appropriations made to the Department of Transportation in Strategy A.1.4, Construction Contracts, and Strategy A.1.8, Construction Grants and Services, in the 2022-23 biennium (estimated to be \$0) are appropriated to the Department of Transportation for the fiscal biennium beginning September 1, 2023, for the same purpose.
- 31. Debt Reduction Report.** It is the intent of the Legislature that the Texas Transportation Commission and the Department of Transportation look for any and all opportunities for savings that may be accomplished for the department and the state from efforts to refinance the outstanding bond indebtedness issued for its transportation programs under terms and conditions that the commission finds to be in the best interest of the state. The department shall report to the Governor, Lieutenant Governor, Speaker of the House, and the Legislature annually on the outcomes of these efforts with the report due on or before August 31 of each fiscal year in which the Texas Transportation Commission finds opportunities to refinance its debt.
- 32. Study on Transportation Technology.** Out of the funds appropriated above, the Department of Transportation, as it determines appropriate and feasible, shall examine and evaluate innovative transportation technologies for purposes of cost savings, reducing traffic congestion, promoting safety, and increasing economic productivity.
- 33. Interagency Contract for Legal Services.** Out of funds appropriated above, \$10,000,000 in each fiscal year of the 2024-25 biennium is for an interagency contract with the Office of the Attorney General for legal services provided by the Office of the Attorney General to the Department of Transportation. Any interagency contract funded by appropriated funds may not exceed reasonable attorney fees for similar legal services in the private sector, shall not jeopardize the ability of the Department of Transportation to carry out its legislative mandates, and shall not affect the budget for the Department of Transportation such that employees must be terminated in order to pay the amount of the interagency contract.
- 34. Appropriation of Rail Receipts from Car Load Fees.** In addition to amounts appropriated above, all revenues collected from contractual car load fees paid to the Department of Transportation on the Texas Pacifico rail line (estimated to be \$3,000,000 in each fiscal year) and any unexpended balances of car load fee receipts from prior fiscal years (estimated to be \$0) are appropriated to the department in Strategy D.1.3, Rail Construction, for rail construction projects.

DEPARTMENT OF TRANSPORTATION
(Continued)

35. Proposition 1 Appropriations.

- (a) Amounts appropriated above in Strategy A.1.6, Proposition 1, 2014, from State Highway Fund No. 006 - Proposition 1, 2014, include estimated revenue transfers to the State Highway Fund for the 2024-25 biennium pursuant to Article III, Section 49-g(c-1) of the Texas Constitution (estimated to be \$3,319,218,000 in fiscal year 2024 and \$3,548,895,000 in fiscal year 2025) to be used for constructing, maintaining, and acquiring rights-of-way for non-tolled public roadways.
- (b) Any unexpended balances of funds remaining as of August 31, 2023, from State Highway Fund No. 006 - Proposition 1, 2014, appropriations made to the Department of Transportation for the 2022-23 biennium (estimated to be \$0) are appropriated for the fiscal biennium beginning September 1, 2023, for the same purpose.

36. Proposition 7 Appropriations.

- a. Amounts appropriated above from State Highway Fund No. 006 - Proposition 7, 2015, reflect estimated revenue allocations to the State Highway Fund pursuant to Article VIII, Section 7-c (a) and (b) of the Texas Constitution (estimated to be \$3,192,139,000 in fiscal year 2024 and \$3,240,627,000 in fiscal year 2025). The estimated amounts are allocated to the strategies above for the following purposes, in accordance with Article VIII, Section 7-c, subsection (c), of the Texas Constitution:
 - (1) \$2,924,896,000 in fiscal year 2024 and \$2,977,952,000 in fiscal year 2025 in Strategy A.1.7, Proposition 7, 2015, for the construction, maintenance, or acquisition of rights-of-way for public roadways other than toll roads; and
 - (2) \$267,243,000 in fiscal year 2024 and \$262,675,000 in fiscal year 2025 in Strategy F.1.1, General Obligation Bonds, for the repayment of principal and interest on general obligation bonds issued as authorized by Article III, Section 49-p, of the Texas Constitution.
- b. The Department of Transportation is authorized to transfer State Highway Fund No. 006 - Proposition 7, 2015, appropriations from Strategy A.1.7, Proposition 7, 2015, into Strategy F.1.1, General Obligation Bonds, in any amount necessary to repay principal and interest on general obligation bonds. The Department of Transportation may transfer unexpended balances of State Highway Fund No. 006 - Proposition 7, 2015, appropriations remaining in Strategy F.1.1, General Obligation Bonds, to Strategy A.1.7, Proposition 7, 2015, after expenditures of such funds have been made for payments due on general obligation bonds during each fiscal year.
- c. Any unexpended balances of funds remaining as of August 31, 2023, from State Highway Fund No. 006 - Proposition 7, 2015, appropriations made to the Department of Transportation for the 2022-23 biennium (estimated to be \$0) are appropriated for the fiscal biennium beginning September 1, 2023, for the same purpose.

37. Port Access Improvements. Out of amounts appropriated to the Department of Transportation by this Act, an amount not to exceed \$20,000,000 in each fiscal year of the 2024-25 biennium from any available source of revenue and/or balances in Texas Mobility Fund No. 365 shall be allocated to provide funding for public roadway projects selected by the Port Authority Advisory Committee and approved by the Texas Transportation Commission to improve connectivity to Texas ports.

38. Toll Vendor Contracts. It is the intent of the Legislature that the Department of Transportation, to the extent permitted by law, consider including in its contracts for processing and billing of toll transactions provisions to provide incentives to encourage accurate assessing and billing of tolls, which may include compensated tolls per billing error to each recipient of improperly sent notices or bills.

39. Limitation on Expenditures for High-speed Rail.

- a. None of the funds appropriated above to the Department of Transportation from state funds may be used for the purposes of subsidizing or assisting in the planning, facility construction or maintenance, security for, or operation of high-speed rail operated by a private entity. If

DEPARTMENT OF TRANSPORTATION
(Continued)

the Department of Transportation acts as a joint-lead agency with a federal agency under 40 C.F.R. Sec. 1506.2, this section does not prevent the Department of Transportation from using state funds to exercise its authority for oversight and coordination of federal processes and programs. For the purposes of this section, high-speed rail means intercity passenger rail service that is reasonably expected to reach speeds of at least 110 miles per hour.

- b. The Department of Transportation shall prepare a report every six months summarizing the number of Full-Time-Equivalent (FTE) hours and expenses related to private high-speed rail work. The report shall be distributed to members of the Legislature whose districts include the potential high-speed rail projects and the chairs of relevant policy committees in each chamber.
- c. Nothing in this provision is intended to preclude or limit the Department of Transportation from executing its responsibilities under state or federal law including regulatory responsibilities, oversight of transportation projects, environmental review, policy development, and communication with public officials, or from coordinating with high-speed rail in the same manner as it treats other entities that work with the Department in the planning and coordination of their projects.

40. Unexpended Balances Appropriation: Construction of Buildings and Facilities, Repair or Rehabilitation of Buildings and Facilities, and Acquisition of Land and Other Real Property.

Any unobligated and unexpended balances of funds remaining as of August 31, 2023, that were appropriated to the Department of Transportation for the 2022-23 biennium for capital budget items in the Construction of Buildings and Facilities capital budget category (estimated to be \$0), the Repair or Rehabilitation of Buildings and Facilities capital budget category (estimated to be \$0), and in the Acquisition of Land and Other Real Property category are appropriated for the fiscal biennium beginning September 1, 2023, for the same purpose.

41. Austin Campus Consolidation.

- (a) Notwithstanding other capital budget provisions contained elsewhere in this Act, and in accordance with Government Code Chapter 1232, the Texas Public Finance Authority is authorized to issue any amount of unissued revenue bonds or other obligations on behalf of the Department of Transportation remaining as of August 31, 2023, out of the amount previously authorized by Rider 42, Austin Campus Consolidation, in the bill pattern for the Department of Transportation, Article VII, House Bill 1, Eighty-sixth Legislature, Regular Session, 2019, (estimated to be \$0) in an aggregate amount not to exceed \$326,000,000 for the purpose of constructing and equipping the Austin Campus Consolidation project on land owned by the Department of Transportation in southeast Austin for such purpose. From the proceeds of the issuance and sale of such bonds or other obligations, such amounts as may be necessary to fund associated costs, including the costs of issuance, reasonably required reserve funds, capitalized interest, and other administrative costs are appropriated to the Texas Public Finance Authority. From the remaining proceeds of the issuance and sale of such bonds or obligations, amounts necessary to fund the costs of the construction and equipping of the Austin Campus Consolidation project are appropriated to the Department of Transportation for the fiscal year beginning September 1, 2023. Any unexpended balances from appropriations made in this subsection remaining as of August 31, 2024, are appropriated for the same purposes for the fiscal year beginning September 1, 2024.
- (b) Included in the amounts appropriated above out of the State Highway Fund in Strategy E.1.1, Central Administration, the amounts of \$21,042,702 in fiscal year 2024 and \$21,040,602 in fiscal year 2025 may be expended only for the purpose of making lease payments to the Texas Public Finance Authority for debt service payments on the revenue bonds or other obligations issued to construct the Austin Campus Consolidation project.

42. Limitation on Employment Levels. Notwithstanding the limitation on state employment levels in Article IX, Section 6.10, of this Act, the Department of Transportation may use the funds appropriated in this Act to pay all or part of the salaries or benefits of a number of employees which would cause the number of full-time equivalent (FTE) employees paid from funds appropriated by this Act to reach one hundred and three percent (103%) of the FTE figure indicated by this Act for the Department of Transportation in a fiscal quarter. The Department of Transportation shall submit to the Legislative Budget Board a plan to comply with the provisions of Article IX, Section 6.10, of this Act, in the event the number FTEs paid from funds appropriated by this Act exceeds the FTE figure indicated above for the Department of Transportation by an amount of 50.0 FTEs or greater in a fiscal quarter.

DEPARTMENT OF TRANSPORTATION
(Continued)

43. Comprehensive Development Agreements.

- (a) The Department of Transportation may not expend any funds appropriated by this Act to enter into a comprehensive development agreement, unless the department submits a report to the Legislative Budget Board, in the format prescribed by the Legislative Budget Board, that provides information regarding the location, project costs, and projected benefits to the state for each project proposed under a comprehensive development agreement; and the Legislative Budget Board issues a written approval.
- (b) A request submitted by the Department of Transportation pursuant to subsection (a) shall be considered to be approved unless the Legislative Budget Board issues a written disapproval within 30 business days after the date the Legislative Budget Board staff concludes its review of the request and forwards the review to the Chair of the House Appropriations Committee, Chair of the Senate Finance Committee, Speaker of the House, and Lieutenant Governor.
- (c) Additional information requested by the Legislative Budget Board regarding a request submitted by the Department of Transportation pursuant to subsection (a) shall be provided in a timely manner. Notwithstanding subsection (b), the Legislative Budget Board is authorized to suspend the approval of a request at any time pending the receipt of additional information requested of the Department of Transportation.
- (d) The Department of Transportation may not expend funds appropriated by this Act to amend the terms, extend the scope, issue a change order, or alter the provisions of an executed comprehensive development agreement unless the department submits a report to the Legislative Budget Board, in the format prescribed by the Legislative Budget Board, that provides information regarding the proposed modifications to the contract and the Legislative Budget Board issues a written approval. A request submitted by the Department of Transportation pursuant to this subsection is subject to the provisions of subsections (b) and (c).

44. Limitation on Expenditure of Funds. None of the funds appropriated above to the Department of Transportation may be expended in the construction of a replacement bridge and roadway to Pelican Island in Galveston County through an institution of higher education without prior written approval from the Legislative Budget Board.

45. Unexpended Balance: Construction of Intelligent Transportation Systems. Out of amounts appropriated to the Department of Transportation by this Act, an amount not to exceed \$32,000,000 from any available source of revenue, which is the same amount of funding authorized but not used for the construction of certain intelligent transportation systems in the 2020-21 biennium, shall be allocated to provide funding for the design, construction, acquisition, and installation of an intelligent transportation system and the design and construction of infrastructure projects at the international port of entry at the Bridge of the Americas and the international port of entry at the Ysleta Bridge, also known as the Zaragoza Bridge, in El Paso, on right of way or other property that is part of or outside the state highway system, to increase security measures and expedite border crossings and trade.

46. Appropriation for Ship Channel Improvement Revolving Loan Program. Out of amounts appropriated above in Strategy A.1.8, Construction Grants & Services, \$400,000,000 in General Revenue in fiscal year 2024 shall be transferred to the GR-Dedicated Ship Channel Improvement Revolving Fund Account No. 5167. Monies in the GR-Dedicated Ship Channel Improvement Revolving Fund Account No. 5167 are appropriated to the Department of Transportation for the 2024-25 biennium for the purpose of implementing the revolving loan program authorized by Transportation Code, Section 56.003.

47. Southern Gateway Deck Park. Out of amounts appropriated above, the Department of Transportation shall make available during the 2024-25 biennium \$10,000,000 in Federal Funds administered by the Department of Transportation for the Southern Gateway Deck Park Project if the project meets federal funding requirements. It is the intent of the Legislature that funds appropriated above would cover the Phase II Infrastructure of the Southern Gateway Deck Park Project. Any project expenditures using Federal Funds shall be approved by the U.S. Department of Transportation, Federal Highway Administration.

DEPARTMENT OF TRANSPORTATION

(Continued)

48. Evaluation of Medium-Duty and Heavy-Duty Vehicle Charging Infrastructure and Capacity.

- (a) It is the intent of the Legislature that the Department of Transportation, using funds appropriated above, develop and implement an interagency task force designed to evaluate how to deploy zero-emission medium-duty and heavy-duty vehicle charging infrastructure to best support growth in that market, recognizing the unique needs of each of these diverse classes of vehicles. The evaluation shall, at a minimum:
 - (1) consider federal, state, and local laws and regulations that may impact the manufacturing, operations, and public and private investments in the development of medium-duty and heavy-duty vehicle charging infrastructure in Texas, including regional differences in infrastructure planning, regulation, and implementation;
 - (2) identify opportunities to facilitate the exchange of information between utilities, stakeholders, and private entities regarding fleet charging profiles and projected energy needs in the coming decade to improve load growth projections and generation allocations across Electric Reliability Council of Texas (ERCOT) regions; and
 - (3) examine how statewide oversight and collaboration can complement and coordinate existing efforts to study and expand medium-duty and heavy-duty vehicle charging infrastructure throughout the state.
- (b) It is the intent of the Legislature that the Department of Transportation convene and coordinate four quarterly meetings with the Public Utility Commission, Texas Commission on Environmental Quality, and ERCOT, as well as utility, private entity, university, community, and local government stakeholders. As soon as the task force evaluation is completed, but no later than October 1, 2024, the task force shall submit to the Legislature its findings, along with recommendations regarding any statutory or regulatory considerations the Legislature or agencies should consider to maximize competitiveness, innovation, and efficiency, while also maintaining the integrity and cost-effectiveness of the Texas grid.

49. Railroad Grade Separation Project Study. Using funds appropriated above, the Department of Transportation shall conduct a study to determine the feasibility, costs, and benefits of constructing roadway-railroad grade separation projects located in the vicinity of Lockwood Drive at Harrisburg Boulevard and Lockwood Drive at Clinton Drive in Harris County. Not later than December 31, 2024, the department shall submit to the Legislative Budget Board a report on the results of the study.

50. U.S. 290 Traffic Study. Using funds appropriated above, the Department of Transportation shall conduct a study on options for reducing traffic congestion on segments of U.S. 290 that serve as hurricane evacuation routes and include at-grade rail crossings. In conducting the study, the department shall consider projected traffic and usage patterns, projected usage during disasters, and the potential use of the Texas Rail Relocation and Improvement Fund to address rail crossing issues.

51. Port of Victoria Rail Expansion Study. Using amounts appropriated above, the Department of Transportation shall conduct a study regarding the costs and potential benefits of the rail expansion project at the Port of Victoria identified in the Port Capital Investment Report included in the Port Authority Advisory Committee's 2024-2025 Texas Port Mission Plan. The department may conduct the study in consultation with the Texas A&M Transportation Institute. The study shall identify and evaluate potential state, federal, and other funding sources for the rail expansion project. Not later than December 31, 2024, the Department of Transportation shall submit to the Legislative Budget Board a report summarizing the findings of the study, including any recommendations regarding methods of financing for the project.

52. Appropriations for Department of Transportation.¹ Amounts appropriated above to the Department of Transportation out of General Revenue for the state fiscal biennium beginning September 1, 2023, include the following:

- (a) \$20,000,000 for the purpose of funding improvements to the Pharr International Bridge located in Hidalgo County;
- (b) \$10,000,000 for the purpose of funding projects related to the Texas State Railroad;

DEPARTMENT OF TRANSPORTATION
(Continued)

- (c) \$8,000,000 for the purpose of funding runway expansion projects at Wood County Airport Collins Field;
- (d) \$5,000,000 for the purpose of funding a hangar facility project at the McKinney National Airport for use by the Department of Public Safety;
- (e) \$20,000,000 for the purpose of funding improvements to the Abilene Regional Airport relating to a Statewide Fire Fighting Headquarters; and
- (f) \$10,000,000 for the purpose of funding airport runway improvement projects at the Sugar Land Regional Airport.

53. South Texas International Airport.² Out of amounts appropriated above to the Department of Transportation, \$10,000,000 in General Revenue for the state fiscal biennium beginning September 1, 2023, is to be used to upgrade existing infrastructure or to invest in infrastructure to extend the airport runway including threshold lighting, beacon lighting, airfield lighted signage, navigational aids, replacement lamps, fixtures, power supply, transformers, or to upgrade technology at the South Texas International Airport in Edinburg.

54. Emergency and First Responder Airport Facilities.³ Out of amounts appropriated above to the Department of Transportation, \$5,000,000 in General Revenue for the state fiscal biennium beginning September 1, 2023, is to be used for the purpose of hangar expansion at the Mid-Valley Airport in Weslaco for airport facilities used by the Department of Public Safety and other law enforcement agencies for emergency and first responders, including facilities used for staging and storing Department of Public Safety aircraft.

¹ Incorporates Article IX, Section 17.37, relating to certain appropriations for the Department of Transportation, resulting in an increase of \$73,000,000 in fiscal year 2024 out of General Revenue Funds

² Incorporates Article IX, Section 17.39, relating to the South Texas International Airport, resulting in an increase of \$10,000,000 in fiscal year 2024 out of General Revenue Funds.

³ Incorporates Article IX, Section 17.40, relating to Emergency and First Responder Airport Facilities, resulting in an increase of \$5,000,000 in fiscal year 2024 out of General Revenue Funds.

⁴ Incorporates Article IX, Section 18.32, of this Act, due to enactment of HB 4015, 88th Legislature, Regular Session, relating to the disposition of certain fees collected for the rail safety program, resulting in decreases of \$1,208,059 out of General Revenue Funds and increases of \$1,208,059 out of Other Funds each fiscal year of the biennium.

TEXAS WORKFORCE COMMISSION

	For the Years Ending	
	August 31, 2024	August 31, 2025
Method of Financing:		
<u>General Revenue Fund</u>		
General Revenue Fund	\$ 79,186,439	\$ 91,120,397
GR MOE for Temporary Assistance for Needy Families Account No. 759	36,574,493	36,574,493
GR for Child Care and Development Fund	42,563,817	77,563,817
GR for Vocational Rehabilitation Career Schools and Colleges	54,908,688	54,908,825
GR Match for SNAP Administration Account No. 8014	1,192,677	1,194,668
GR Match for Adult Education	4,477,997	4,479,265
	9,908,560	9,908,560
Subtotal, General Revenue Fund	\$ 228,812,671	\$ 275,750,025
<u>General Revenue Fund - Dedicated</u>		
Unemployment Compensation Special Administration Account No. 165	\$ 6,995,328	\$ 4,785,336
Business Enterprise Program Account No. 492	400,000	400,000
Business Enterprise Program Trust Fund	404,212	404,212
Employment and Training Investment Assessment Holding Account No. 5128	386,230	386,230

TEXAS WORKFORCE COMMISSION
(Continued)

Lone Star Workforce of the Future Fund Account No. 5198 ¹	2,500,000	2,500,000
Subtotal, General Revenue Fund - Dedicated	\$ 10,685,770	\$ 8,475,778
<u>Federal Funds</u>		
Coronavirus Relief Fund	\$ 399,567,345	\$ 0
Workforce Commission Federal Account No. 5026	1,843,765,605	2,273,057,004
Subtotal, Federal Funds	\$ 2,243,332,950	\$ 2,273,057,004
<u>Other Funds</u>		
Blind Endowment Fund Account No. 493	\$ 22,682	\$ 22,682
Appropriated Receipts	1,718,378	1,218,570
Interagency Contracts ²	56,408,364	58,908,475
Subrogation Receipts Account No. 8052	167,665	167,665
Appropriated Receipts for VR	503,457	503,457
Subtotal, Other Funds	\$ 58,820,546	\$ 60,820,849
Total, Method of Financing	\$ 2,541,651,937	\$ 2,618,103,656

This bill pattern represents an estimated 99.8% of this agency's estimated total available funds for the biennium.

Number of Full-Time-Equivalents (FTE): 4,905.5 4,916.5

Schedule of Exempt Positions:

Commissioner, Group 6	\$201,000	\$201,000
Commissioner, Group 5	(2) 201,000	(2) 201,000
Executive Director, Group 7	223,755	234,520

Items of Appropriation:

A. Goal: LOCAL WORKFORCE SOLUTIONS		
A.1.1. Strategy: LOCAL WORKFORCE CONNECTION SVCS Local Workforce Connection Services.	\$ 260,033,302	\$ 260,020,076
A.1.2. Strategy: LOCAL YOUTH WORKFORCE SERVICES	62,420,429	62,420,429
A.2.1. Strategy: ADULT EDUCATION AND FAMILY LITERACY	82,249,495	82,249,495
A.2.2. Strategy: TRADE AFFECTED WORKER SERVICES	17,350,505	17,350,505
A.2.3. Strategy: SENIOR EMPLOYMENT SERVICES	4,403,471	4,403,471
A.3.1. Strategy: LOCAL CHILD CARE SOLUTIONS	1,167,900,429	1,245,937,406
A.3.2. Strategy: CHILD CARE QUALITY ACTIVITIES	148,884,180	155,235,786
A.3.3. Strategy: CHILD CARE - DFPS FAMILIES ² Child Care for DFPS Families.	38,217,230	40,762,718
Total, Goal A: LOCAL WORKFORCE SOLUTIONS	\$ 1,781,459,041	\$ 1,868,379,886
B. Goal: STATE WORKFORCE DEVELOPMENT		
B.1.1. Strategy: SKILLS DEVELOPMENT ¹	\$ 30,948,161	\$ 31,028,664
B.1.2. Strategy: APPRENTICESHIP	18,419,307	20,300,004
B.1.3. Strategy: JOBS EDUCATION FOR TEXAS (JET)	15,373,755	15,373,750
B.1.4. Strategy: SELF SUFFICIENCY	2,467,768	2,467,800
B.2.1. Strategy: VOCATIONAL REHABILITATION	339,836,010	344,530,156
B.2.2. Strategy: BUSINESS ENTERPRISES OF TEXAS (BET)	3,034,936	3,045,879
B.3.1. Strategy: STATE WORKFORCE SERVICES	109,593,314	102,664,701
B.3.2. Strategy: CHILD CARE ADMINISTRATION	21,397,038	15,983,892
B.3.3. Strategy: LABOR MARKET AND CAREER INFORMATION	7,798,964	4,892,302
B.3.4. Strategy: SUBRECIPIENT MONITORING	3,653,613	3,601,041
B.3.5. Strategy: LABOR LAW ENFORCEMENT	6,366,844	4,080,754
B.3.6. Strategy: CAREER SCHOOLS & COLLEGES Career Schools and Colleges.	1,064,777	1,066,493
B.3.7. Strategy: WORK OPPORTUNITY TAX CREDIT Work Opportunity Tax Credit Certification.	899,062	898,386
B.3.8. Strategy: FOREIGN LABOR CERTIFICATION	830,776	833,983
B.4.1. Strategy: UNEMPLOYMENT SERVICES	141,020,689	126,352,367
B.5.1. Strategy: CIVIL RIGHTS	3,602,499	3,554,315
Total, Goal B: STATE WORKFORCE DEVELOPMENT	\$ 706,307,513	\$ 680,674,487

TEXAS WORKFORCE COMMISSION
(Continued)

C. Goal: INDIRECT ADMINISTRATION		
C.1.1. Strategy: CENTRAL ADMINISTRATION	\$ 26,350,274	\$ 26,395,855
C.1.2. Strategy: INFORMATION RESOURCES	3,832,255	3,905,275
C.1.3. Strategy: OTHER SUPPORT SERVICES	<u>8,807,340</u>	<u>8,847,962</u>
Total, Goal C: INDIRECT ADMINISTRATION	\$ 38,989,869	\$ 39,149,092
D. Goal: SALARY ADJUSTMENTS		
D.1.1. Strategy: SALARY ADJUSTMENTS	<u>\$ 14,895,514</u>	<u>\$ 29,900,191</u>
Grand Total, TEXAS WORKFORCE COMMISSION	<u>\$ 2,541,651,937</u>	<u>\$ 2,618,103,656</u>

Object-of-Expense Informational Listing:

Salaries and Wages	\$ 265,030,404	\$ 280,045,339
Other Personnel Costs	12,067,403	12,086,403
Professional Fees and Services	73,334,646	45,981,861
Fuels and Lubricants	51,449	56,403
Consumable Supplies	824,301	839,354
Utilities	5,891,958	6,039,454
Travel	4,802,468	4,853,868
Rent - Building	3,949,314	3,338,404
Rent - Machine and Other	2,221,531	2,227,136
Other Operating Expense	102,261,339	98,163,993
Client Services	177,528,558	187,949,288
Grants	1,893,188,565	1,976,022,153
Capital Expenditures	<u>500,001</u>	<u>500,000</u>
Total, Object-of-Expense Informational Listing	<u>\$ 2,541,651,937</u>	<u>\$ 2,618,103,656</u>

Estimated Allocations for Employee Benefits and Debt Service Appropriations Made Elsewhere in this Act:

Employee Benefits

Retirement	\$ 22,452,679	\$ 24,018,789
Group Insurance	64,829,298	66,630,830
Social Security	19,134,200	20,403,449
Benefits Replacement	<u>139,290</u>	<u>111,292</u>

Total, Estimated Allocations for Employee Benefits and Debt Service Appropriations Made Elsewhere in this Act

\$ 106,555,467 \$ 111,164,360

1. Performance Measure Targets. The following is a listing of the key performance target levels for the Texas Workforce Commission. It is the intent of the Legislature that appropriations made by this Act be utilized in the most efficient and effective manner possible to achieve the intended mission of the Texas Workforce Commission. In order to achieve the objectives and service standards established by this Act, the Texas Workforce Commission shall make every effort to attain the following designated key performance target levels associated with each item of appropriation.

	<u>2024</u>	<u>2025</u>
A. Goal: LOCAL WORKFORCE SOLUTIONS		
Outcome (Results/Impact):		
Employers Served	155,000	155,000
Participants Served - C&T	325,000	325,000
% Employed/Enrolled 2nd-4th Qtrs Post Exit - C&T	84%	84%
Credential Rate - C&T	71%	71%
Average Choices Participation	25%	25%
% Employed/Enrolled 2nd-4th Qtrs Post Exit - AEL	84%	84%
Credential Rate - AEL	45%	46%
A.1.1. Strategy: LOCAL WORKFORCE CONNECTION SVCS		
Output (Volume):		
Participants Served - Local Workforce Connection Services	92,883	90,167
Efficiencies:		
Average Cost Per Participant Served - Local Workforce Connection Services	2,561	2,638
A.2.1. Strategy: ADULT EDUCATION AND FAMILY LITERACY		
Output (Volume):		
Participants Served - AEL	56,128	53,874

TEXAS WORKFORCE COMMISSION
(Continued)

A.3.1. Strategy: LOCAL CHILD CARE SOLUTIONS

Output (Volume):

Average Number of Children Receiving Child Care Administered by Local Workforce Development Boards Per Day	140,046	140,046
--	---------	---------

Efficiencies:

Average Cost Per Child Per Month for Child Care Administered by Local Workforce Development Boards	694	720
--	-----	-----

B. Goal: STATE WORKFORCE DEVELOPMENT

Outcome (Results/Impact):

% Employed/Enrolled 2nd-4th Qtrs Post Exit - Vocational Rehabilitation	87%	87%
Credential Rate - Vocational Rehabilitation	45%	45%
Percent of Unemployment Insurance Claimants Paid Timely	96%	96%
Percent of Unemployment Insurance Appeals Decisions Issued Timely	75%	80%

B.1.1. Strategy: SKILLS DEVELOPMENT

Output (Volume):

Contracted Number of Skills Development Trainees	10,261	10,292
--	--------	--------

B.1.2. Strategy: APPRENTICESHIP

Output (Volume):

Participants Served - Apprenticeship	11,690	11,907
--------------------------------------	--------	--------

B.1.3. Strategy: JOBS EDUCATION FOR TEXAS (JET)

Output (Volume):

Contracted Number of First Year Jobs Education for Texas (JET) Trainees or Students	6,006	6,006
---	-------	-------

B.1.4. Strategy: SELF SUFFICIENCY

Output (Volume):

Contracted Number of Self-Sufficiency Trainees	971	971
--	-----	-----

B.2.1. Strategy: VOCATIONAL REHABILITATION

Output (Volume):

Participants Served - Vocational Rehabilitation	68,611	69,973
---	--------	--------

Efficiencies:

Average Cost Per Participant Served - Vocational Rehabilitation	3,958	4,037
---	-------	-------

B.2.2. Strategy: BUSINESS ENTERPRISES OF TEXAS (BET)

Output (Volume):

Number of Individuals Employed by BET Businesses (Managers and Employees)	1,300	1,300
---	-------	-------

Explanatory:

Number of Blind & Disabled Individuals Employed by BET Facility Managers	140	140
--	-----	-----

B.3.1. Strategy: STATE WORKFORCE SERVICES

Output (Volume):

Number of Statewide Initiative Participants to Be Served	3,507	3,507
--	-------	-------

B.3.4. Strategy: SUBRECIPIENT MONITORING

Output (Volume):

Number of Monitoring Reviews of Boards or Contractors	120	120
---	-----	-----

B.3.5. Strategy: LABOR LAW ENFORCEMENT

Output (Volume):

Number of On-site Inspections Completed for Texas Child Labor Law Compliance	2,600	2,600
--	-------	-------

B.3.6. Strategy: CAREER SCHOOLS & COLLEGES

Output (Volume):

Number of Licensed Career Schools and Colleges	680	680
--	-----	-----

B.4.1. Strategy: UNEMPLOYMENT SERVICES

Efficiencies:

Average Wait Time on Hold for Unemployment Insurance Customers (Minutes)	9.5	9.5
--	-----	-----

2. Capital Budget. None of the funds appropriated above may be expended for capital budget items except as listed below. The amounts shown below shall be expended only for the purposes shown and are not available for expenditure for other purposes. Amounts appropriated above and identified in this provision as appropriations either for "Lease Payments to the Master Lease Purchase Program" or for items with an "(MLPP)" notation shall be expended only for the purpose of making lease-purchase payments to the Texas Public Finance Authority pursuant to the provisions of Government Code Section 1232.103.

TEXAS WORKFORCE COMMISSION
(Continued)

	2024	2025
a. Repair or Rehabilitation of Buildings and Facilities		
(1) Repair or Rehab of Buildings and Facilities	\$ 11,994,907	\$ 9,543,576
b. Acquisition of Information Resource Technologies		
(1) PC Lease	\$ 3,604,660	\$ 0
(2) Lan/WAN Area Upgrade & Replacement	4,850,000	0
(3) Child Care Application	4,293,845	5,000,000
Total, Acquisition of Information Resource Technologies	\$ 12,748,505	\$ 5,000,000
c. Data Center/Shared Technology Services		
(1) Data Center Consolidation	\$ 37,038,902	\$ 29,286,200
d. Centralized Accounting and Payroll/Personnel System (CAPPS)		
(1) Enterprise Resource Planning	\$ 1,721,125	\$ 1,738,152
e. Cybersecurity		
(1) Cybersecurity	\$ 2,319,600	\$ 119,600
f. Legacy Modernization		
(1) Workforce Solutions Improvements	\$ 6,409,670	\$ 0
(2) Operations Infrastructure	8,067,665	3,805,816
Total, Legacy Modernization	\$ 14,477,335	\$ 3,805,816
Total, Capital Budget	\$ 80,300,374	\$ 49,493,344
Method of Financing (Capital Budget):		
<u>General Revenue Fund</u>		
General Revenue Fund	\$ 677,939	\$ 573,808
Career Schools and Colleges	59,906	56,006
GR Match for SNAP Administration Account No. 8014	19,584	19,429
Subtotal, General Revenue Fund	\$ 757,429	\$ 649,243
GR Dedicated - Unemployment Compensation Special Administration Account No. 165	\$ 2,570,798	\$ 246,726
Workforce Commission Federal Account No. 5026	\$ 76,749,821	\$ 48,423,835
Interagency Contracts	\$ 222,326	\$ 173,540
Total, Method of Financing	\$ 80,300,374	\$ 49,493,344

3. Appropriation: Federal Funds. All moneys granted to Texas by the federal government for the administration of the Texas Unemployment Compensation Act or which are now on deposit to the credit of any funds maintained by the Comptroller of Public Accounts for the Texas Workforce Commission (TWC), and any moneys received for the credit of such funds are appropriated for the purposes authorized by the provisions of the Texas Unemployment Compensation Act and for the purposes for which such moneys were granted. TWC shall notify the Legislative Budget Board and Governor of any funds and associated staffing received above the amounts appropriated above for the biennium.

4. Section 903, Social Security Act Funds.

- a. Subject to federal law, out of amounts credited to Texas' account in the Federal Unemployment Trust Fund under Section 903 of the Social Security Act, there is included in the appropriation \$5,000,000 in fiscal year 2024 and \$5,000,000 in fiscal year 2025 for

TEXAS WORKFORCE COMMISSION

(Continued)

withdrawal and use by the Texas Workforce Commission (TWC) for the administration of the Texas Unemployment Compensation Act and its Public Employment Offices and telecenters. Funds may be used to provide necessary office facilities and automated equipment, to include the purchase of land and construction of buildings, and the construction of improvements on property owned by TWC, including the cost of repairs and alterations to such property and the purchase of computers and related peripheral equipment.

- b. No part of any amounts based on an initial transfer from the federal government that occurred prior to fiscal year 2000 or after fiscal year 2002, appropriated out of amounts credited to Texas' account in the Federal Unemployment Trust Fund under Section 903 of the Social Security Act, shall be expended after the close of the period covered by this Act and any unused portion of such amounts shall, at such close, revert to Texas' said account in the Federal Unemployment Trust Fund. The amount obligated pursuant to this Act shall not exceed at any time the amount by which (a) the aggregate of the amounts transferred to the account of this state pursuant to Section 903 of the Social Security Act exceeds (b) the aggregate of the amounts obligated for administration and paid out for benefits and required by law to be charged against the amounts transferred to the account of this State.
- c. Should federal requirements concerning amounts made available under Section 903 of the Social Security Act change after passage of this Act, the appropriation made in this rider shall be subject to such conditions and limitations as required by the changed federal law.

5. Payment of Unemployment Benefits - State Agencies. It is the intent of the Legislature that the Texas Workforce Commission charge the Comptroller of Public Accounts only for unemployment benefits paid based on wages earned from agencies appropriated funds under the General Appropriations Act, and that agencies outside the General Appropriations Act be maintained as individual reimbursing employers. For the purposes of this rider, "agency" includes a state agency as defined under Section 2151.002, Government Code, which includes an institution of higher education (except a public junior college) as defined under Section 61.003, Education Code.

6. Reappropriation of Federal and Local Funds. All funds received by the Texas Workforce Commission from counties, cities, federal agencies, and from any other local source during the 2024-25 biennium, and all balances from such sources as of August 31, 2023, are appropriated for the biennium ending August 31, 2025, for the purpose of carrying out the provisions of this Act. Earned federal funds are not considered to be federal funds for the purpose of this section.

7. Unexpended Balances Appropriation: Child Care Funds. It is the intent of the Legislature that any additional federal funds received as a result of current efforts to obtain child care funds, be used for child care. Except as otherwise provided, all unexpended and unobligated balances in the area of child care remaining from appropriations for the first year of the biennium to the Texas Workforce Commission (TWC) are appropriated to TWC for the purpose of drawing down all available federal funds for child care. TWC may transfer unexpended and unobligated balances of General Revenue appropriations to Strategy A.3.1, Local Child Care Solutions, in order to match available federal child care funds, which are appropriated to TWC. TWC is subject to the requirements of Article IX, Section 13.01, Federal Funds/Block Grants for federal child care funds matched with available General Revenue, and TWC shall notify the Legislative Budget Board (LBB) and the Governor in a timely manner of the amounts of additional General Revenue proposed to be used as match and the federal child care funds matched in each year of the 2024-25 biennium, prior to drawing down the additional federal funds. The TWC proposal for use of additional General Revenue shall be considered approved if not disapproved by the LBB or the Governor before:

- a. the 30th business day after the date the staff of the LBB concludes its review of the findings of fact and forwards those findings of fact along with the conclusions or comments of the LBB staff to the Chair of the House Appropriations Committee, Chair of the Senate Finance Committee, Speaker of the House, and Lieutenant Governor; and
- b. the 30th business day after receipt of the proposal by the Governor.

TEXAS WORKFORCE COMMISSION

(Continued)

- 8. Unexpended Balances Appropriation: Skills Development and Jobs and Education for Texans (JET).** Any unobligated and unexpended balances of General Revenue appropriations made to the Texas Workforce Commission (TWC) in Strategies B.1.1, Skills Development, and B.1.3, Jobs and Education for Texans (JET), as of August 31, 2024, are appropriated for the same purposes for the fiscal year beginning September 1, 2024.

Additionally, notwithstanding the limitations of Article IX, Section 14.01 of the Act, amounts appropriated to TWC above in Strategies B.1.1, Skills Development, and B.1.3, Jobs and Education for Texans (JET), may be transferred between these strategies without limitation, as may be necessary to ensure services are provided to as many eligible participants as possible. Transfers between these strategies require written notification to be provided to the Legislative Budget Board (LBB) and Governor no later than 30 business days after the transfer and a report on transfers (regardless of whether transfers were actually made during that quarter) to be submitted to the LBB and Governor quarterly. The report shall be prepared in a format specified by the LBB and the Governor.

- 9. Unexpended Balances Appropriation: Industry Recognized Apprenticeship Programs and Pre-Apprenticeship Career Pathways.** Any unexpended balances in appropriations made to Strategy B.1.2, Apprenticeship, for the Industry Recognized Apprenticeships and the Pre-Apprenticeship Career Pathways programs remaining as of August 31, 2024, are appropriated to the Texas Workforce Commission for the fiscal year beginning September 1, 2024 for the same purpose.
- 10. Maximization of Child Care and Development Funds.** It is the intent of the Legislature that the Texas Workforce Commission (TWC) cooperate with cities, non-profit organizations, the Texas Education Agency, and local school districts to obtain local match necessary to maximize federal funds for child care. In order to maximize the availability of state matching funds for federal child care funds and to encourage local child care planning and match participation, TWC shall use donated purchase agreements and other funding mechanisms, to the extent allowed by federal law and regulations.
- 11. Earned Income Tax Credit Assistance.** Out of funds appropriated above, the Texas Workforce Commission and local workforce development boards shall assist recipients of Temporary Assistance for Needy Families who become employed, and other low-income workers who may qualify for the credit under federal income and other requirements, to apply for the federal Earned Income Tax Credit.
- 12. Employment and Child Care Programs in Rural Areas.** It is the intent of the Legislature that the Texas Workforce Commission and local workforce development boards cost-effectively continue to expand the availability of employment and child care programs into rural areas.
- 13. Job Training Courses.** It is the intent of the Legislature that the primary objective of job training courses offered by the Texas Workforce Commission and local workforce development boards is to prepare individuals for high-skill, high-wage jobs with health benefits that result in long-term employability. Whenever possible, strategies should focus on incorporating industry sectors and/or regional industry clusters in order to promote high quality jobs. While English as a Second Language may provide additional benefit to trainees, it may not be substituted for job training classes.
- 14. Formal Measures Report.** The Texas Workforce Commission shall submit an annual report to the Legislative Budget Board (LBB) and the Governor on agency performance on Formal Measures prescribed by the Texas Workforce Investment Council. The report shall be submitted with the agency's 4th quarterly performance report and must be accompanied by supporting documentation as specified by the LBB and the Governor.
- 15. Budget and Performance Report.** The Texas Workforce Commission shall submit a quarterly report to the Legislative Budget Board and the Governor on budgeted, expended, and encumbered funds by strategy (and substrategy as appropriate) along with Full-Time Equivalent positions and method of finance information. The report shall also include program performance information for performance measures included in this Act.

TEXAS WORKFORCE COMMISSION

(Continued)

- 16. Skills Development and Self-Sufficiency Fund Report.** The Texas Workforce Commission shall submit a quarterly report to the Legislative Budget Board (LBB) and the Governor on contracts executed by the commission, expenditures, program participants, and closed contracts for each Skills Development Fund and Self-Sufficiency Fund contract. Each report shall be accompanied by supporting documentation as specified by the LBB and the Governor.
- 17. Contracts for Purchase of Client Services.** No funds appropriated to the Texas Workforce Commission may be utilized for contracts for the purchase of program-related client services unless:
- a. such contracts include clearly defined goals, outputs, and measurable outcomes which directly relate to program objectives;
 - b. such contracts include clearly defined sanctions or penalties for noncompliance with contract terms and conditions;
 - c. such contracts specify the accounting, reporting, and auditing requirements applicable to funds received under the contract;
 - d. the agency has implemented a formal program using a risk assessment methodology to monitor compliance with financial and performance requirements under the contract, including a determination of whether performance objectives have been achieved; and
 - e. the agency has implemented a formal program to obtain and evaluate program costs information to ensure that all costs, including administrative costs, are reasonable to achieve program objectives.
- 18. Work-at-Home Employees.** The Texas Workforce Commission may grant compensatory time to authorized employees for overtime work performed at the employee's personal residence and for work performed at the employee's personal residence on state or national holidays. Work performed under this authority shall be approved in advance by the Executive Director and must be verified by appropriate records, which may include audiotapes, computer and telephone logs, and the time tracking and leave accounting system. Compensatory time is only granted when corresponding work is assigned.
- 19. Cash Flow Contingency for Texas Workforce Civil Rights Division.**
- a. Contingent upon the receipt of federal funds allocated under the annual fixed cost performance based contracts and special projects with the U.S. Equal Employment Opportunity Commission and the U.S. Department of Housing and Urban Development, and upon the submission of monthly reports on all funds transfers and performance on all key measures to the Legislative Budget Board (LBB), Governor, and Comptroller of Public Accounts (CPA), the Texas Workforce Commission (TWC) may temporarily utilize additional General Revenue Funds, pending the receipt of federal reimbursement, in an amount not to exceed 75 percent of the amount as specified in the notification letter of federal award to be received in each year of the biennium. The General Revenue amounts utilized above the General Revenue method of finance must be repaid upon receipt of federal reimbursement and shall be utilized only for the purpose of temporary cash flow needs. These transfers and repayments shall be credited to the fiscal year being reimbursed and shall be in accordance with procedures established by the CPA. All transfers of the method of finance shall be reported by the TWC Civil Rights Division to the LBB.
 - b. TWC Civil Rights Division may temporarily utilize additional General Revenue Funds pending reimbursement through interagency contracts in an amount not to exceed 50 percent of the estimated interagency contract receipts to be received each year of the biennium to be adjusted by actual contract amounts. The General Revenue amounts utilized above the General Revenue method of finance must be repaid upon receipt of interagency contract reimbursement and shall be utilized only for the purpose of temporary cash flow needs. These transfers and repayments shall be in accordance with procedures established by the CPA. Any contract balance at the end of the first fiscal year of the biennium is appropriated to the second fiscal year of the biennium.

TEXAS WORKFORCE COMMISSION

(Continued)

- 20. Limitation on Texas Fair Housing Act Investigations or Prosecutions.** No funds appropriated by this Act may be used to investigate or prosecute under the Texas Fair Housing Act any otherwise lawful activity, engaged in by one or more persons, that is engaged solely for the purpose of preventing action by a government official or court of competent jurisdiction.
- 21. Child Care Benefit Costs Paid with Federal Funds.** The Texas Workforce Commission shall pay all benefit costs to the Employees Retirement System related to Full-Time Equivalents (FTE) for salaries in Strategy B.3.2, Child Care Administration, with Federal Funds. No funds shall be paid for salaries in Strategies A.3.1, Local Child Care Solutions, A.3.2, Child Care Quality Activities, or A.3.3, Child Care for DFPS Families.
- 22. Temporary Assistance for Needy Families (TANF) Maintenance of Effort Appropriated in Child Care Strategies.** All General Revenue appropriated above for TANF maintenance of effort (MOE) shall be expended within the appropriate fiscal year for that purpose in order to secure the TANF federal block grant for the state. Out of funds appropriated above in Strategy A.3.1, Local Child Care Solutions, \$27,745,141 in General Revenue is appropriated for TANF MOE each fiscal year for TANF program Client Services or Grants. Notwithstanding the limitations of Article IX, Section 14.01 of this Act, none of the General Revenue appropriated for TANF MOE in Strategy A.3.1, Local Child Care Solutions, may be transferred to any other item of appropriation or expended for any purpose other than the specific purpose for which the funds are appropriated.
- 23. Local Matching Funds.** Child Care Matching Federal Funds appropriated above are based upon an estimated local match of \$41,353,026 in fiscal year 2024 and \$41,353,026 in fiscal year 2025.
- 24. Employment and Training Investment Assessment Reimbursement.** Amounts appropriated above in Strategy B.4.1, Unemployment Services, include an estimated amount of \$386,230 in fiscal year 2024 and \$386,230 in fiscal year 2025 in GR-Dedicated Employment and Training Investment Holding Account No. 5128 for the purpose of reimbursing the Federal Government for collection costs associated with the Employment and Training Investment Assessment in compliance with the collection cost methodology approved by the U.S. Department of Labor.
- 25. Professional Development Partnerships for Early Childhood Education.** Out of federal Child Care Development Funds (CCDF) appropriated above, the Texas Workforce Commission shall transfer via interagency contract \$500,000 in fiscal year 2024 and \$500,000 in fiscal year 2025 to the Texas Education Agency to fund the management of early childhood education partnerships projects, including the award of stipends, facilitate increased participation in professional development by early childhood education professionals, and encourage those professionals to seek additional education.
- 26. The Women's Institute for Technology Employment Training.** Out of funds appropriated above in Strategy B.3.1, State Workforce Services, the Texas Workforce Commission shall allocate \$250,000 in fiscal year 2024 and \$250,000 in fiscal year 2025 to the Women's Institute for Technology Employment Training to support comprehensive program with statewide activity funds to develop curriculum, courses, and programs to prepare single women with children who are economically disadvantaged or on state or federal assistance, for entry-level jobs and careers in Texas manufacturing and technology based industries.
- 27. School Readiness Models.** Out of federal funds appropriated to the Texas Workforce Commission (TWC) in Strategy A.3.2, Child Care Quality Activities, TWC shall match the amount of available General Revenue for the Early Childhood School Readiness Programs funded in the bill pattern of the Texas Education Agency (TEA), as referenced in TEA Rider 40, Early Childhood School Readiness Program, to provide for each year of the 2024-25 state fiscal biennium a total amount equal to the greater of \$11,700,000, or the maximum amount allowable under the approved match rate for the purpose of providing funds to child care providers participating in integrated school readiness models developed by the State Center for Early Childhood Development at the University of Texas Health Science Center at Houston. If General Revenue is not available and notwithstanding other GAA requirements, out of federal funds

TEXAS WORKFORCE COMMISSION

(Continued)

appropriated to TWC in Strategy A.3.2, Child Care Quality Activities, TWC shall provide for each year of the 2024-25 state fiscal biennium the maximum amount allowable under federal guidelines, and not less than \$11,700,000 in each year, for the purpose of providing funds to child care providers participating in the integrated school readiness models developed by the State Center for Early Childhood Development at the University of Texas Health Science Center at Houston. Not later than December 1 of each even-numbered year, the State Center for Early Childhood Development shall report to the Legislative Budget Board and the Governor the detailed use of all state funds expended by the center for early childhood education services.

28. Contingent Revenue Career Schools and Colleges Regulation.

- (a) In addition to the amounts appropriated above to the Texas Workforce Commission (TWC) in Strategy B.3.6, Career Schools and Colleges, TWC is appropriated any additional revenues (estimated to be \$0) generated through the regulation of career schools and colleges and deposited to the credit of the General Revenue fund (Object Code 3509) in excess of \$1,734,000 in fiscal year 2024 and \$1,734,000 in fiscal year 2025 contained in the Comptroller of Public Accounts Biennial Revenue Estimate. Additional amounts appropriated each fiscal year from any additional revenues may not exceed \$208,000. These funds shall be used for enhancing the regulation of career schools and colleges.
- (b) No increase in appropriated amounts in excess of \$1,734,000 in fiscal year 2024 and \$1,734,000 in fiscal year 2025 shall occur for any year in which TWC has approved an increase in the annual renewal fee rate.

29. Professional Development for Early Childhood Education. Out of federal Child Care Development Funds (CCDF) appropriated above, the Texas Workforce Commission shall dedicate \$750,000 in fiscal year 2024 and \$750,000 in fiscal year 2025 for programs that encourage increased participation in continuing professional development for early childhood professionals. Funding may be used to fund teacher training programs, programs that lead to a national credential in early childhood education, or work-study programs in child care. Funding may also be used for pilot programs that utilize tools for individualized instruction coupled with professional development components that support ongoing learning for teachers.

30. Adult Education. Priority shall be given to adult literacy programs and may be given to adult literacy programs that include training in financial literacy, digital literacy, and occupational foundation skills in the expenditure of adult education funds appropriated above. It is the intent of the Legislature that, in providing educational programs, the administering agency or agencies shall provide appropriate training to recipients of Temporary Assistance for Needy Families (TANF) in accordance with the Personal Responsibility and Work Opportunity Reconciliation Act of 1996. Out of the Federal TANF funds appropriated above in Strategy A.2.1, Adult Education and Family Literacy, \$5,800,000 in fiscal year 2024 and \$5,800,000 in fiscal year 2025 shall be directed for services for adults who are eligible for TANF. Families that include a child living at home are deemed eligible for TANF-funded adult education services if a family member receives any of the following forms of assistance: Supplemental Nutrition Assistance Program, Medicaid, Children's Health Insurance Program, Child Care and Development Fund, or Free or Reduced Price Child Nutrition Program meals.

TWC shall coordinate with the Higher Education Coordinating Board in efforts to develop and implement an action plan to align Adult Basic Education and post-secondary education and in the provision of data necessary to analyze performance outcomes.

Any unexpended balances as of August 31, 2024, are appropriated to fiscal year 2025 for the same purpose.

31. Statewide Strategic Plan for Adult Basic Education. Out of the funds appropriated above in Strategy B.3.1, State Workforce Services, the Texas Workforce Commission (TWC), in consultation with the Texas Workforce Investment Council (TWIC), shall develop a comprehensive statewide strategic plan, including goals and objectives, to address the projected

TEXAS WORKFORCE COMMISSION
(Continued)

future demand for adult education in Texas, gaps in the adult education system, improved efficiency of coordinated activities between state agencies, increased education and work-related outcomes for adult education students, and the types of programs and instruction necessary to help prepare adults for 21st century work and life. TWC shall report on the implementation and annual progress of this plan to TWIC, the Governor, and the Legislative Budget Board in December of every even numbered year.

32. Reimbursement of Advisory Committee Members. Pursuant to Government Code Section 2110.004, reimbursement of expenses for advisory committee members, out of funds appropriated above, not to exceed the amounts stated below per fiscal year, is limited to the following advisory committees:

Rehabilitation Council of Texas	\$58,350
Elected Committee of Managers	\$22,000
Purchasing From People with Disabilities Advisory Committee	\$11,000
Industry-Based Certification Advisory Council	\$7,200
Texas Early Learning Council	\$15,000

To the maximum extent possible, the Texas Workforce Commission shall encourage the use of videoconferencing and teleconferencing and shall schedule meetings and locations to facilitate the travel of participants so that they may return the same day and reduce the need to reimburse members for overnight stays.

33. Notification of Vocational Rehabilitation Federal Funds Distribution.

- (a) The Texas Workforce Commission (TWC) shall notify the Legislative Budget Board and the Governor by letter at least 30 calendar days prior to:
 - (1) requesting additional federal funding for the Vocational Rehabilitation program; or
 - (2) any intent to redirect General Revenue Funds for this purpose.
- (b) The notification required by Subsection (a) of this rider shall include:
 - (1) the purpose for the additional federal funding;
 - (2) the original purpose and item of appropriation for which the General Revenue Funds were appropriated;
 - (3) the effect on measures and/or full-time-equivalent positions for all affected strategies; and
 - (4) the effect on future maintenance of effort and match requirements.
- (c) Furthermore, it is the intent of the Legislature that no federal funds be drawn and expended by utilizing as matching funds any General Revenue Funds appropriated for the subsequent state fiscal year.

34. Vocational Rehabilitation Reporting Requirements.

- a. **Federal Reports.** The Texas Workforce Commission (TWC) shall submit the following information to the Legislative Budget Board (LBB) and the Governor no later than the date the respective report is submitted to the federal government:
 - (1) Notification of proposed State Plan amendments or waivers for Vocational Rehabilitation (CFDA 84.126). State Plan amendments and waiver submissions shall also be provided to the Senate Health and Human Services, House Human Services, and House Public Health committees.

TEXAS WORKFORCE COMMISSION

(Continued)

- (2) A copy of each report or petition submitted to the federal government relating to Vocational Rehabilitation (CFDA 84.126).
 - (3) Any other federal reports requested by the LBB or the Governor.
- b. **Federal Issues.** TWC shall notify the LBB and the Governor on a timely basis about emerging issues that could result in the loss of more than \$1 million in federal revenue assumed in this Act.

35. Vocational Rehabilitation Maintenance of Effort and Matching Funds Reporting

Requirement. The Texas Workforce Commission (TWC) shall report quarterly to the Legislative Budget Board (LBB) and the Governor on state funds used for match and maintenance of effort (MOE) for federal Vocational Rehabilitation (CFDA 84.126). Each report shall detail funds for the current fiscal year and at least the two previous fiscal years. The reports shall specify:

- a. State funds within and outside the department's budget used for match and MOE. This includes expenditures at the Health and Human Services Commission.
- b. Federal Funds within and outside the department's budget matched by state funds identified in the previous section.

The reports shall be prepared in a format specified by the LBB.

36. Appropriation: GR-Dedicated Business Enterprise Program Trust Fund Account No. 5043.

Amounts above in Strategy B.2.2, Business Enterprises of Texas, are appropriated to the Texas Workforce Commission (TWC) for the purpose of establishing and maintaining a retirement and benefits plan for blind or visually impaired vendors as defined in the federal Randolph-Sheppard Act (20 USC, Section 107). Any amounts in addition to the amount identified in Strategy B.2.2, Business Enterprises of Texas, necessary to make retirement and benefits payments in conformity with the Randolph-Sheppard Act (20 USC, Section 107) and Labor Code, Section 355.016, are appropriated to TWC. None of the funds appropriated in GR-Dedicated Business Enterprise Program Trust Fund Account No. 5043, or through this rider may be transferred to any other strategy. TWC shall report quarterly on deposits into and expenditures out of the GR-Dedicated Business Enterprise Program Trust Fund Account No. 5043, including identification of the purpose for the expenditure, to the Legislative Budget Board, the Governor, and the Comptroller of Public Accounts.

37. Appropriation: Subrogation Receipts.

Included in amounts appropriated above in Strategy B.2.1, Vocational Rehabilitation, are subrogation collections received during the 2024-25 biennium from vocational rehabilitation cases. Subrogation receipts collected above the amounts appropriated in each year are appropriated to the agency for client services in the program from which the subrogation collections were generated (estimated to be \$0).

38. Performance Reporting for the Business Enterprises of Texas Program.

The Texas Workforce Commission shall submit an annual report by October 1 to the Legislative Budget Board (LBB) and the Governor on:

- a. The results of the survey distributed to state host agencies on satisfaction of operational conditions such as pricing requirements, hours of operations, menu items, and product lines; and
- b. The total cost incurred by each state host agency for the operation of Business Enterprises of Texas cafeterias, snack bars, and convenience stores. Reported costs should include the value of the space used, maintenance costs, utility costs, janitorial costs and the method of finance for each cost. An outline of the methodology that was used to determine the final estimate should also be included in the report.

The report shall be prepared in a format specified by the LBB and the Governor.

39. Blind Endowment Trust Fund Reporting.

Out of funds appropriated above, the Texas Workforce Commission shall submit an annual report by October 1 to the Legislative Budget

TEXAS WORKFORCE COMMISSION

(Continued)

Board (LBB) and the Governor that identifies donations to the Blind Endowment Fund No. 493 (Other Funds). The report shall include the intended purpose of each donation if specified by the donor, actual expenditures and uses, and remaining balances. The report shall be prepared in a format specified by the LBB and the Governor.

- 40. Language Interpreter Services.** In order to compensate employees of the Texas Workforce Commission (TWC) for assuming the duty of providing interpreter services to consumers whose primary language is not English, TWC, upon written authorization of the commission, may, from funds appropriated above, increase the salary of classified employees by an amount equal to a one step increase, or 3.25 percent, so long as the resulting salary rate does not exceed the rate designated as the maximum rate for the applicable salary group. This increase shall be granted only for the regular provision of interpreter services above and beyond the regular duties of the position, and shall be removed when these services are, for whatever reason, no longer provided by the employee or when they are no longer needed by the facility. Salary increases provided for this purpose are not merit increases and shall not affect an employee's eligibility to receive a merit increase. This authorization also includes employees who provide interpreter services in American Sign Language.
- 41. Health and Human Services Commission Partnership.** Out of funds appropriated above in Strategy B.2.1, Vocational Rehabilitation, \$8,586,875 in fiscal year 2024 and \$8,586,875 in fiscal year 2025 may be used by the Texas Workforce Commission only for the purpose of payment to the Health and Human Services Commission for an interagency agreement made for the purpose of funding rehabilitative services for persons with disabilities.
- 42. Rapid Response Workforce Development Services.** Out of amounts appropriated above to the Texas Workforce Commission (TWC) in Strategy B.1.1, Skills Development, up to \$5,000,000 each fiscal year in General Revenue funds may be used to provide grants to public junior colleges and public technical colleges to develop customized training programs specific to business needs, training equipment that leads to certification and employment, fast track curriculum development, instructor certification, and rapid response workforce development support for growing or recruiting businesses to a rural or urban community.
- 43. Department of Family and Protective Services (DFPS) Child Care Reporting Requirement.** The Texas Workforce Commission shall submit a monthly report to the Legislative Budget Board (LBB) and DFPS on budgeted and actual expenditures as well as budgeted and actual caseload totals for the children in the DFPS state care program. The report shall be submitted in a format prescribed by the LBB and accompanied by supporting documentation as specified by the LBB.
- 44. Adult Literacy Report.** Out of funds appropriated above, as a part of the report required and in addition to the outcomes specified under Labor Code, Section 315.002(c), the Texas Workforce Commission shall analyze and report to the Legislature on December 1 of each even-numbered year on adult literacy activities and performance measures for the Adult Education and Family Literacy program. The report shall identify the types of literacy programs conducted by providers and the measurable outcomes on literacy performed by the program. The report must be accompanied by supporting documentation as specified by the Legislative Budget Board.
- 45. Skilled Workforce Development and Training Program.** Out of funds appropriated above in Strategy B.1.1, Skills Development, the Texas Workforce Commission shall expend \$250,000 in fiscal year 2024 and \$250,000 in fiscal year 2025 to form collaborative partnerships with organizations that:

 - a. are exempt from federal income taxation;
 - b. are composed of individuals or groups of individuals who have expertise in workforce development and training;
 - c. are located in and serve urban centers in this state;
 - d. are training sponsors accredited by the National Center for Construction Education and Research;

TEXAS WORKFORCE COMMISSION

(Continued)

- e. provide industry-specific employment readiness training;
- f. provide a basic introduction to industry skills with curricula consisting of industry-specific modules that cover various trade skills topics, including basic safety and Occupational Safety and Health Administration (OSHA) compliance, industry- or trade-specific math training, industry- or trade-specific tools training, basic communication skills, and basic employability skills;
- g. target minority groups in underserved communities; and
- h. have proven experience in administering training programs described by this rider through contracting with state agencies or political subdivisions.

46. Unexpended Balances Appropriation: Acquisition of Information Resource Technology.

Any unobligated and unexpended balances of capital budget remaining as of August 31, 2023, that were appropriated to the Texas Workforce Commission for the 2022-23 biennium for the Unemployment Insurance System Improvements, Workforce Case Management System, Child Care Application, and Vocational Rehabilitation System projects (estimated to be \$0) are appropriated for the next fiscal biennium beginning September 1, 2023, for the same purpose.

47. Federal and State Funds for Digital Inclusion. Texas Workforce Commission (TWC) shall ensure that digital skill building is an explicitly permitted use of existing workforce development grant programs and TWC shall utilize federal funds to provide digital skill building, device access, and digital support for workers in workforce development programs.

48. Unemployment Insurance Claimant Data for Targeted Digital Skill Building. Out of funds appropriated for Strategy B.4.1, Unemployment Services, the Texas Workforce Commission (TWC) shall collect and report unemployment insurance claim counts by type: internet, phone, and other. Claims count data by type shall be disaggregated by age, education, race/ethnicity, sex, and the occupations of individuals requesting benefits by region. The data shall be used to target individuals for digital skills training or retraining and the data shall be reported publicly on the TWC website.

49. Apprenticeship and Internship Opportunities for People with Disabilities. Out of funds appropriated above in Strategies B.1.2, Apprenticeship, and B.2.1, Vocational Rehabilitation, the Texas Workforce Commission shall conduct an inventory of all current apprenticeship and internship opportunities for people with disabilities. The inventory should include:

- (a) The number and type of apprenticeship opportunities currently available;
- (b) The number and type of intern opportunities currently available;
- (c) The length of program;
- (d) The age ranges of the participants;
- (e) Whether the employer is a public or private entity;
- (f) The geographic distribution of the programs;
- (g) How the programs are funded;
- (h) How the opportunities are publicized;
- (i) The number of individuals with disabilities that obtained full time employment as a result of the intern or apprentice program.

The inventory shall be made available to the Rehabilitation Council of Texas and the Texas Legislature by October 1 of every even-numbered year.

TEXAS WORKFORCE COMMISSION

(Continued)

50. Employer and Community Based Organization Partnerships. Out of amounts appropriated above to the Texas Workforce Commission (TWC) in Strategy B.3.1, State Workforce Services, \$4,000,000 in fiscal year 2024 and \$4,000,000 in fiscal year 2025 in General Revenue Funds shall be used to implement a program with community based organizations in partnership with employers to move Texans off of public benefits and into the workforce. This program will target residents without housing and employment and move them into permanent employment. In selecting a community based organization, TWC shall consider:

- (a) the number of persons served by a qualifying entity in the program year must be no fewer than 700 unique individuals;
- (b) the number of persons served by a qualifying entity who have obtained regular employment at or above 125 percent of federal poverty income guidelines must be no fewer than 50 percent of the total number of individuals returned to the workforce; and
- (c) the number of employers who will commit to hiring individuals upon exit of the program must be no fewer than 100 employers.

In implementing this provision, the TWC may use other requirements deemed appropriate and necessary.

51. Cross Agency Coordination on Apprenticeship and Work-Based Learning Funding. Out of funds appropriated above, the Texas Workforce Commission (TWC) shall work with the Texas Education Agency (TEA) and the Texas Higher Education Coordinating Board (THECB) to identify available funding sources that may be coordinated and streamlined to increase the availability and accessibility of apprenticeships and work-based learning programs.

- (a) Available funding sources may include, but are not limited to:
 - (1) Strengthening Career and Technical Education for the 21st Century Act
 - (2) Workforce Innovation and Opportunity Act
 - (3) Every Student Succeeds Act
 - (4) Adult Education and Family Literacy Act
 - (5) Registered Apprenticeship Expansion Grants
 - (6) Skills Development Fund
 - (7) Jobs and Education for Texans
 - (8) Self-Sufficiency Fund
- (b) TWC in coordination with TEA and THECB shall report the following to the Legislative Budget Board, Senate Finance Committee, House Appropriations Committee, and the Office of the Governor, and shall post the report on the Commission's website, no later than August 31, 2024:
 - (1) The number and types of apprenticeships and work-based learning programs available in Texas, including the numbers by which these programs increased compared to the previous fiscal year.
 - (2) The number and types of apprenticeships and work-based learning programs in Texas that are currently supported by more than one available funding source in the list established in (b)(3) of this section.
 - (3) A list of available funding sources identified that may support apprenticeships and work-based learning programs.

TEXAS WORKFORCE COMMISSION

(Continued)

- (4) agency and cross-agency grant-making policies and practices that may be amended to allow coordination of multiple available funding sources that support work-based learning programs, including:
 - (A) Streamlining separate accountability and reporting requirements across different grant programs and available funding sources to eliminate duplicative oversight for grant recipients.
 - (B) Awarding a combined grant that is funded by multiple available funding sources in accordance with state and federal requirements to minimize the number of different grant programs through which eligible applicants must apply.
 - (C) Using a common application process in accordance with state and federal requirements for grant awards that are funded by multiple available funding sources to simplify the process for applicants who are eligible and interested in applying for different grant programs.
 - (D) Recommendations that allow for further coordination of state and federal funding sources.
- (5) The progress on implementation of agency and cross-agency grant-making policies and practices that lead to an increase in the number and availability of apprenticeship and work-based learning opportunities.
- (c) It is the intent of the Legislature TWC shall work with TEA and THECB to implement agency and cross-agency policies and practices identified in the report in subsection (b). For any policies and practices agencies are unable to implement, TWC shall include the rationales detailing the agency barriers, and recommendations to address those barriers, in the report required by subsection (b).

52. Additional Workforce Data Report. The Texas Workforce Commission shall submit a report to the Legislature and the Office of the Governor no later than September 1, 2024, containing information on any necessary upgrades to the state unemployment insurance data system, associated information technology and staffing costs and any statutory limitations to allow for enhanced reporting of employment and earnings data as part of routine wage filings required by the Texas Unemployment Compensation Act, as authorized by Texas Labor Code Section 204.0025.

¹ Incorporates Article IX, Section 18.18, of this Act, due to enactment of House Bill 1755, 88th Legislature, Regular Session, relating to the creation of the Lone Star Workforce of the Future Fund, resulting in an increase of \$2,500,000 in General Revenue – Dedicated Lone Star Workforce of the Future Fund Account No. 5198 each fiscal year of the 2024-25 biennium in Strategy B.1.1, Skills Development.

² Modified to reflect technical correction to align with Strategy B.1.3, TWC Contracted Day Care, in the Department of Family and Protective Services bill pattern in Article II of this Act.

**REIMBURSEMENTS TO THE UNEMPLOYMENT
COMPENSATION BENEFIT ACCOUNT**

	For the Years Ending	
	August 31, 2024	August 31, 2025
	<u> </u>	<u> </u>
Method of Financing:		
GR Dedicated - Unemployment Compensation Special Administration Account No. 165	\$ 5,566,797	\$ 5,985,698
Interagency Transfers to the Unemployment Compensation Special Administration Account No. 165	\$ 14,547,409	\$ 15,778,687
Total, Method of Financing	<u>\$ 20,114,206</u>	<u>\$ 21,764,385</u>

**REIMBURSEMENTS TO THE UNEMPLOYMENT
COMPENSATION BENEFIT ACCOUNT**

(Continued)

This bill pattern represents an estimated 100% of this agency's estimated total available funds for the biennium.

Items of Appropriation:

A. Goal: STATE'S UC REIMBURSEMENT

Reimburse UC Benefit Account 937 for UC Paid to Former State Employees.

A.1.1. Strategy: STATE'S UC REIMBURSEMENT	<u>\$ 20,114,206</u>	<u>\$ 21,764,385</u>
Reimburse UC Benefit Account 937 for UC Paid to Former State Employees.		

Grand Total, REIMBURSEMENTS TO THE UNEMPLOYMENT COMPENSATION BENEFIT ACCOUNT	<u>\$ 20,114,206</u>	<u>\$ 21,764,385</u>
--	----------------------	----------------------

Object-of-Expense Informational Listing:

Other Personnel Costs	<u>\$ 20,114,206</u>	<u>\$ 21,764,385</u>
-----------------------	----------------------	----------------------

Total, Object-of-Expense Informational Listing	<u>\$ 20,114,206</u>	<u>\$ 21,764,385</u>
---	----------------------	----------------------

1. **Definition of Agency.** For the purposes of the Reimbursements to the Unemployment Compensation Benefit Account item, "agency" includes a state agency as defined under Section 2151.002, Government Code, which includes an institution of higher education (except a public junior college) as defined under Section 61.003, Education Code.

2. **Reimbursements to the Unemployment Compensation Benefit Account No. 937.** Reimbursements to the Unemployment Compensation Benefit Account No. 937 shall be made from:
 - a. Funds identified as GR-Dedicated - Unemployment Compensation Special Administration Account No. 165 above, which consist of penalty and interest receipts collected under Sections 213.021 and 213.022, Texas Labor Code.

 - b. Funds identified as Interagency Transfers to the Unemployment Compensation Special Administration Account No. 165 above, which consist of amounts transferred from other agencies' appropriations made elsewhere in this Act to state agencies in accordance with Section 15.01, Reimbursements for Unemployment Benefits, in General Provisions of this Act.

3. **Funding Source for Unemployment Compensation Special Administration Account No. 165.** Funds identified in the method of financing above, Unemployment Compensation Special Administration Account No. 165, include penalty and interest receipts collected under Sections 213.021 and 213.022, Texas Labor Code and authorized for the payment of unemployment compensation benefits to former state employees pursuant to Section 203.202, Texas Labor Code. These amounts are estimated and are to be utilized for amounts not paid by state agency reimbursements.

4. **Funding Source for Interagency Transfers to the Unemployment Compensation Special Administration Account No. 165.** Funds identified in the method of financing above, Interagency Transfers to the Unemployment Compensation Special Administration Account No. 165, include agency reimbursements from appropriations made elsewhere in this Act to GR-Dedicated Account No. 165. These amounts are estimated. Account No. 165 shall be reimbursed for one-half of the unemployment benefits paid from appropriations made in this Act to the state agency that previously employed each respective former state employee whose payroll warrants were originally issued in whole or in part from the General Revenue Fund, a General Revenue-Dedicated Account, Federal Funds or Other Funds, such as State Highway Fund No. 006.

5. **Proportionality Requirements for Agency Reimbursements related to Unemployment Compensation Benefits.** From information related to unemployment benefits paid on behalf of previously employed former state employees provided by the Texas Workforce Commission, the Comptroller shall determine the proportionate amount of the reimbursement or payment due from the General Revenue Fund, any General Revenue-Dedicated Accounts, Federal Funds or Other Funds from appropriations made elsewhere in this Act to state agencies. The Comptroller shall transfer these amounts of appropriations made elsewhere in this Act to the Unemployment Compensation Special Administration Account No. 165. The amounts reimbursed pursuant to this provision are appropriated to the Unemployment Compensation Special Administration Account

**REIMBURSEMENTS TO THE UNEMPLOYMENT
COMPENSATION BENEFIT ACCOUNT**

(Continued)

No. 165 for the purpose of reimbursing the Unemployment Compensation Benefit Account No. 937. These reimbursement requirements may be waived, either in whole or in part, by the Legislative Budget Board.

6. Cash Flow Contingency. Contingent upon the receipt of state agency reimbursements, the Texas Workforce Commission (TWC) may temporarily utilize additional GR-Dedicated Unemployment Compensation Special Administration Account No. 165 funds, in an amount not to exceed the anticipated state agency reimbursement. The Account No. 165 amounts utilized above amounts appropriated from penalty and interest collections as identified in Rider 2(a) must be repaid upon receipt of state agency reimbursements for previously paid payroll warrants and shall be utilized only for the purpose of temporary cash flow needs. These transfers and repayments shall be credited to the fiscal year being reimbursed and shall be made in accordance with established state accounting procedures. All transfers of the method of finance shall be reported by the TWC on a monthly basis to the Legislative Budget Board and Governor.

RETIREMENT AND GROUP INSURANCE

	For the Years Ending	
	August 31, 2024	August 31, 2025
	<u> </u>	<u> </u>
Method of Financing:		
General Revenue Fund ¹	\$ 12,497,002	\$ 14,900,073
General Revenue Dedicated Accounts	\$ 6,212,433	\$ 6,455,850
Federal Funds	\$ 90,091,750	\$ 91,411,304
<u>Other Funds</u>		
State Highway Fund No. 006 ¹	\$ 288,886,764	\$ 300,012,958
Other Special State Funds	<u>3,609,237</u>	<u>3,907,234</u>
Subtotal, Other Funds	<u>\$ 292,496,001</u>	<u>\$ 303,920,192</u>
Total, Method of Financing	<u>\$ 401,297,186</u>	<u>\$ 416,687,419</u>
Items of Appropriation:		
A. Goal: EMPLOYEES RETIREMENT SYSTEM		
A.1.1. Strategy: RETIREMENT CONTRIBUTIONS¹	\$ 108,165,336	\$ 115,189,731
Retirement Contributions. Estimated.		
A.1.2. Strategy: GROUP INSURANCE¹	<u>293,131,850</u>	<u>301,497,688</u>
Group Insurance Contributions. Estimated.		
Total, Goal A: EMPLOYEES RETIREMENT SYSTEM	<u>\$ 401,297,186</u>	<u>\$ 416,687,419</u>
Grand Total, RETIREMENT AND GROUP INSURANCE	<u>\$ 401,297,186</u>	<u>\$ 416,687,419</u>

¹ Incorporates Article IX, Section 18.32, of this Act, due to enactment of HB 4015, 88th Legislature, Regular Session, relating to the disposition of certain fees collected for the rail safety program, resulting in decreases of \$253,401 in each fiscal year out of General Revenue and increases of \$253,401 in each fiscal year out of State Highway Fund 6, affecting retirement and group insurance.

SOCIAL SECURITY AND BENEFIT REPLACEMENT PAY

	For the Years Ending	
	August 31, 2024	August 31, 2025
	<u> </u>	<u> </u>
Method of Financing:		
General Revenue Fund ¹	\$ 3,714,157	\$ 4,626,780
General Revenue Dedicated Accounts	\$ 1,795,714	\$ 1,897,817

SOCIAL SECURITY AND BENEFIT REPLACEMENT PAY
(Continued)

Federal Funds	\$ 20,061,318	\$ 20,491,884
<u>Other Funds</u>		
State Highway Fund No. 006 ¹	\$ 62,024,664	\$ 65,931,485
Other Special State Funds	<u>1,205,758</u>	<u>1,409,086</u>
Subtotal, Other Funds	<u>\$ 63,230,422</u>	<u>\$ 67,340,571</u>
Total, Method of Financing	<u>\$ 88,801,611</u>	<u>\$ 94,357,052</u>
Items of Appropriation:		
A. Goal: SOCIAL SECURITY/BENEFIT REPLACEMENT		
Comptroller - Social Security.		
A.1.1. Strategy: STATE MATCH – EMPLOYER¹	\$ 88,254,699	\$ 93,920,068
State Match -- Employer. Estimated.		
A.1.2. Strategy: BENEFIT REPLACEMENT PAY	<u>546,912</u>	<u>436,984</u>
Benefit Replacement Pay. Estimated.		
Total, Goal A: SOCIAL SECURITY/BENEFIT REPLACEMENT	<u>\$ 88,801,611</u>	<u>\$ 94,357,052</u>
Grand Total, SOCIAL SECURITY AND BENEFIT REPLACEMENT PAY	<u>\$ 88,801,611</u>	<u>\$ 94,357,052</u>

¹ Incorporates Article IX, Section 18.32, of this Act, due to enactment of HB 4015, 88th Legislature, Regular Session, relating to the disposition of certain fees collected for the rail safety program, resulting in decreases of \$85,473 in each fiscal year out of General Revenue and increases of \$85,473 each fiscal year out of State Highway Fund 6, affecting social security.

BOND DEBT SERVICE PAYMENTS

	For the Years Ending	
	August 31, 2024	August 31, 2025
	<u> </u>	<u> </u>
Method of Financing:		
General Revenue Fund	\$ 9,136,396	\$ 7,102,641
Total, Method of Financing	<u>\$ 9,136,396</u>	<u>\$ 7,102,641</u>
Items of Appropriation:		
A. Goal: FINANCE CAPITAL PROJECTS		
A.1.1. Strategy: BOND DEBT SERVICE	\$ 9,136,396	\$ 7,102,641
To Texas Public Finance Authority for Pmt of Bond Debt Svc.		<u>& UB</u>
Grand Total, BOND DEBT SERVICE PAYMENTS	<u>\$ 9,136,396</u>	<u>\$ 7,102,641</u>

LEASE PAYMENTS

	For the Years Ending	
	August 31, 2024	August 31, 2025
	<u> </u>	<u> </u>
Method of Financing:		
Total, Method of Financing	<u>\$ 0</u>	<u>\$ 0</u>
Items of Appropriation:		
Grand Total, LEASE PAYMENTS	<u>\$ 0</u>	<u>\$ 0</u>

**RECAPITULATION - ARTICLE VII
BUSINESS AND ECONOMIC DEVELOPMENT
(General Revenue)**

	For the Years Ending	
	August 31, 2024	August 31, 2025
Department of Housing and Community Affairs	\$ 13,719,704	\$ 14,448,802
Texas Lottery Commission	2,507,155	2,596,625
Department of Motor Vehicles	48,882,483	55,328,324
Department of Transportation	548,945,037	49,006,430
Texas Workforce Commission	228,812,671	275,750,025
Subtotal, Business and Economic Development	\$ 842,867,050	\$ 397,130,206
Retirement and Group Insurance	12,497,002	14,900,073
Social Security and Benefit Replacement Pay	3,714,157	4,626,780
Subtotal, Employee Benefits	\$ 16,211,159	\$ 19,526,853
Bond Debt Service Payments	9,136,396	7,102,641
Subtotal, Debt Service	\$ 9,136,396	\$ 7,102,641
TOTAL, ARTICLE VII - BUSINESS AND ECONOMIC DEVELOPMENT	\$ 868,214,605	\$ 423,759,700

**RECAPITULATION - ARTICLE VII
BUSINESS AND ECONOMIC DEVELOPMENT
(General Revenue-Dedicated)**

	For the Years Ending	
	August 31, 2024	August 31, 2025
Texas Lottery Commission	\$ 320,886,632	\$ 335,501,609
Department of Transportation	730,218	730,218
Texas Workforce Commission	10,685,770	8,475,778
Reimbursements to the Unemployment Compensation Benefit Account	5,566,797	5,985,698
Subtotal, Business and Economic Development	\$ 337,869,417	\$ 350,693,303
Retirement and Group Insurance	6,212,433	6,455,850
Social Security and Benefit Replacement Pay	1,795,714	1,897,817
Subtotal, Employee Benefits	\$ 8,008,147	\$ 8,353,667
TOTAL, ARTICLE VII - BUSINESS AND ECONOMIC DEVELOPMENT	\$ 345,877,564	\$ 359,046,970

**RECAPITULATION - ARTICLE VII
BUSINESS AND ECONOMIC DEVELOPMENT
(Federal Funds)**

	For the Years Ending	
	August 31, 2024	August 31, 2025
Department of Housing and Community Affairs	\$ 701,160,684	\$ 567,650,416
Department of Motor Vehicles	430,950	743,750
Department of Transportation	6,220,145,684	6,619,030,475
Texas Workforce Commission	2,243,332,950	2,273,057,004
Subtotal, Business and Economic Development	\$ 9,165,070,268	\$ 9,460,481,645
Retirement and Group Insurance	90,091,750	91,411,304
Social Security and Benefit Replacement Pay	20,061,318	20,491,884
Subtotal, Employee Benefits	\$ 110,153,068	\$ 111,903,188
TOTAL, ARTICLE VII - BUSINESS AND ECONOMIC DEVELOPMENT	\$ 9,275,223,336	\$ 9,572,384,833

**RECAPITULATION - ARTICLE VII
BUSINESS AND ECONOMIC DEVELOPMENT
(Other Funds)**

	For the Years Ending	
	August 31, 2024	August 31, 2025
Department of Housing and Community Affairs	\$ 27,126,711	\$ 24,640,429
Department of Motor Vehicles	373,086,284	175,018,144
Department of Transportation	11,862,533,612	12,014,742,324
Texas Workforce Commission	58,820,546	60,820,849
Reimbursements to the Unemployment Compensation Benefit Account	14,547,409	15,778,687
Subtotal, Business and Economic Development	\$ 12,336,114,562	\$ 12,291,000,433
Retirement and Group Insurance	292,496,001	303,920,192
Social Security and Benefit Replacement Pay	63,230,422	67,340,571
Subtotal, Employee Benefits	\$ 355,726,423	\$ 371,260,763
Less Interagency Contracts	\$ 75,742,448	\$ 79,473,837
TOTAL, ARTICLE VII - BUSINESS AND ECONOMIC DEVELOPMENT	\$ 12,616,098,537	\$ 12,582,787,359

**RECAPITULATION - ARTICLE VII
BUSINESS AND ECONOMIC DEVELOPMENT
(All Funds)**

	For the Years Ending	
	August 31, 2024	August 31, 2025
	<u>2024</u>	<u>2025</u>
Department of Housing and Community Affairs	\$ 742,007,099	\$ 606,739,647
Texas Lottery Commission	323,393,787	338,098,234
Department of Motor Vehicles	422,399,717	231,090,218
Department of Transportation	18,632,354,551	18,683,509,447
Texas Workforce Commission	2,541,651,937	2,618,103,656
Reimbursements to the Unemployment Compensation Benefit Account	<u>20,114,206</u>	<u>21,764,385</u>
Subtotal, Business and Economic Development	\$ 22,681,921,297	\$ 22,499,305,587
Retirement and Group Insurance	401,297,186	416,687,419
Social Security and Benefit Replacement Pay	<u>88,801,611</u>	<u>94,357,052</u>
Subtotal, Employee Benefits	\$ 490,098,797	\$ 511,044,471
Bond Debt Service Payments	<u>9,136,396</u>	<u>7,102,641</u>
Subtotal, Debt Service	\$ 9,136,396	\$ 7,102,641
Less Interagency Contracts	<u>\$ 75,742,448</u>	<u>\$ 79,473,837</u>
TOTAL, ARTICLE VII - BUSINESS AND ECONOMIC DEVELOPMENT	<u>\$ 23,105,414,042</u>	<u>\$ 22,937,978,862</u>
Number of Full-Time-Equivalents (FTE)	19,661.0	19,707.0

ARTICLE VIII

REGULATORY

Sec. 1. The several sums of money herein specified, or so much thereby as may be necessary, are appropriated out of any funds in the State Treasury not otherwise appropriated, or out of special funds as indicated, for the support, maintenance, or improvement of the designated regulatory agencies.

STATE OFFICE OF ADMINISTRATIVE HEARINGS

	For the Years Ending	
	August 31, 2024	August 31, 2025
Method of Financing:		
General Revenue Fund	\$ 7,522,044	\$ 8,033,647
<u>Other Funds</u>		
Appropriated Receipts	\$ 40,000	\$ 40,000
Interagency Contracts	4,882,166	4,882,166
Subtotal, Other Funds	\$ 4,922,166	\$ 4,922,166
Total, Method of Financing	\$ 12,444,210	\$ 12,955,813
 This bill pattern represents an estimated 100% of this agency's estimated total available funds for the biennium.		
Number of Full-Time-Equivalents (FTE):	119.0	119.0
Schedule of Exempt Positions:		
Chief Administrative Law Judge, Group 5	\$184,805	\$184,805
Items of Appropriation:		
A. Goal: ADMINISTRATIVE HEARINGS		
Provide for a Fair and Efficient Administrative Hearings Process.		
A.1.1. Strategy: CONDUCT HEARINGS	\$ 9,937,579	\$ 9,960,750
Conduct Hearings and Prepare Proposals for Decisions and Final Orders.		
A.2.1. Strategy: CONDUCT ALT DISPUTE RESOLUTION	246,237	246,237
Conduct Alternative Dispute Resolution Proceedings.		
Total, Goal A: ADMINISTRATIVE HEARINGS	\$ 10,183,816	\$ 10,206,987
B. Goal: INDIRECT ADMINISTRATION		
B.1.1. Strategy: INDIRECT ADMINISTRATION	\$ 1,789,590	\$ 1,789,590
C. Goal: SALARY ADJUSTMENTS		
C.1.1. Strategy: SALARY ADJUSTMENTS	\$ 470,804	\$ 959,236
Grand Total, STATE OFFICE OF ADMINISTRATIVE HEARINGS	\$ 12,444,210	\$ 12,955,813
Object-of-Expense Informational Listing:		
Salaries and Wages	\$ 10,330,090	\$ 10,818,522
Other Personnel Costs	241,400	241,400
Professional Fees and Services	407,593	407,593
Consumable Supplies	16,500	16,500
Utilities	195,011	195,011
Travel	58,000	58,000
Rent - Building	380,100	380,100
Rent - Machine and Other	41,500	41,500
Other Operating Expense	774,016	797,187
Total, Object-of-Expense Informational Listing	\$ 12,444,210	\$ 12,955,813

STATE OFFICE OF ADMINISTRATIVE HEARINGS
(Continued)

Estimated Allocations for Employee Benefits and Debt Service Appropriations Made Elsewhere in this Act:

Employee Benefits

Retirement	\$ 864,591	\$ 916,625
Group Insurance	1,651,935	1,697,917
Social Security	691,002	732,862
Benefits Replacement	3,278	2,619

Total, Estimated Allocations for Employee Benefits and Debt Service Appropriations Made Elsewhere in this Act

	\$ 3,210,806	\$ 3,350,023
--	--------------	--------------

1. Performance Measure Targets. The following is a listing of the key performance target levels for the State Office of Administrative Hearings. It is the intent of the Legislature that appropriations made by this Act be utilized in the most efficient and effective manner possible to achieve the intended mission of the State Office of Administrative Hearings. In order to achieve the objectives and service standards established by this Act, the State Office of Administrative Hearings shall make every effort to attain the following designated key performance target levels associated with each item of appropriation.

	2024	2025
A. Goal: ADMINISTRATIVE HEARINGS		
Outcome (Results/Impact):		
Percentage of Participants Surveyed Expressing Satisfaction with Overall Process	92%	92%
Percentage of Proposed Decisions Related to Tax Hearings Issued by Administrative Law Judges within 60 Days of Record Closing	100%	100%
Percentage of Participants Surveyed Satisfied with Overall Alternative Dispute Resolution Process	94%	94%
A.1.1. Strategy: CONDUCT HEARINGS		
Output (Volume):		
Number of Hours Billed (both for General Docket Hearings and Administrative License Revocation Hearings)	75,699	75,699
Number of Administrative License Revocation Cases Disposed	24,946	24,946
Number of General Docket Cases Disposed	3,882	3,882
Percent of Available Administrative Law Judge Time Spent on Case Work	75%	75%
Number of Proposals for Decision Related to Tax Hearings Issued by Administrative Law Judges	377	377
Efficiencies:		
Average Number of Days from Close of Record to Issuance of Proposal for Decision or Final Order Issuance	40	40
Median Number of Days to Dispose Case	75	75
Average Length of Time (Days) Taken to Issue a Proposed Decision Related to Tax Hearings Following Record Closing	9	9
Explanatory:		
Number of Administrative License Revocation Cases Received	24,946	24,946
Number of General Docket Cases Received	3,882	3,882
Number of Agencies Served	50	50
A.2.1. Strategy: CONDUCT ALT DISPUTE RESOLUTION		
Efficiencies:		
Median Number of Days to Dispose Alternative Dispute Resolution Cases	90	90
Explanatory:		
Number of Alternative Dispute Resolution Cases Requested or Referred	110	110

2. Capital Budget. None of the funds appropriated above may be expended for capital budget items except as listed below. The amounts shown below shall be expended only for the purposes shown and are not available for expenditure for other purposes. Amounts appropriated above and identified in the provision as appropriations either for "Lease Payments to the Master Equipment Purchase Program" or for items with an "(MLPP)" notation shall be expended only for the purpose of making lease-purchase payments to the Texas Public Finance Authority pursuant to the provisions of Government Code Section 1232.103.

STATE OFFICE OF ADMINISTRATIVE HEARINGS
(Continued)

	2024	2025
a. Data Center/Shared Technology Services		
(1) Data Center Services	\$ 45,539	\$ 45,385
Total, Capital Budget	\$ 45,539	\$ 45,385
Method of Financing (Capital Budget):		
General Revenue Fund	\$ 45,539	\$ 45,385
Total, Method of Financing	\$ 45,539	\$ 45,385

- 3. Benefit Collection.** Agencies that enter into contracts with the State Office of Administrative Hearings (SOAH), for the purpose of performing the hearings function, and make payments to SOAH from funding sources other than General Revenue, must reimburse SOAH for employee benefit costs for salaries and wages. These reimbursements to SOAH will then be paid to the General Revenue Fund in proportion to the source of funds from which the respective salary or wage is paid.
- 4. Contingency Appropriation for Expanded Jurisdiction.** Contingent on the enactment of legislation by the Eighty-eighth Legislature transferring the hearings functions of other state agencies to the State Office of Administrative Hearings (SOAH), or otherwise expanding the jurisdiction of the office, SOAH may expend funds transferred to the office from those agencies or funds appropriated for the purpose of handling the expanded jurisdiction, pursuant to provisions elsewhere in this Act. Appropriations authorized pursuant to this provision may be expended only to implement the transferred functions or expanded jurisdiction. All funds collected by SOAH as payment for, or reimbursement of, the office's costs of providing services to other state agencies or governmental entities, or others as directed by the Legislature, are appropriated to SOAH for use in expanded jurisdiction cases during the biennium. Any unexpended balances related to the transferring of hearing functions to SOAH or expanding jurisdiction of the office as of August 31, 2024, are appropriated to the State Office of Administrative Hearings for the fiscal year beginning September 1, 2024.
- 5. Hearings Activity Report.** By May 1st and November 1st of each fiscal year, the State Office of Administrative Hearings (SOAH) shall submit to the Legislative Budget Board and the Governor a report detailing hearings activity conducted during the prior two fiscal year quarters. The report shall indicate in a format prescribed by the Legislative Budget Board, for each agency served by method of finance, the projected and actual person hours allocated to the agency's cases and the cost, both direct and indirect, of conducting the hearings. The report shall also indicate in a format prescribed by the Legislative Budget Board, for each agency served, the projected and actual number of cases received, the number of cases disposed, and the median number of days between the date a case is received by SOAH and the date the case is finally disposed, and any other information requested by the Legislative Budget Board during the reporting period.
- 6. Contingency for Additional Self-directed Semi-independent Agencies.** Contingent upon additional agencies becoming a self-directed semi-independent (SDSI) agencies during the 2024-25 biennium, any agency becoming an SDSI agency that is listed in Rider 7 shall be removed from the exemption granted in Rider 7 below.
- 7. Billing Rate for Workload.**

 - a. Unless otherwise provided, amounts appropriated above and elsewhere in this Act for funding for the payment of costs associated with administrative hearings conducted by the State Office of Administrative Hearings (SOAH) are based on SOAH's actual hourly costs. SOAH's billing rate shall not exceed \$165 per hour for each hour of work performed during each fiscal year as reflected by the SOAH's Legislative Appropriation Request to the Eighty-eighth Legislature.
 - b. Amounts appropriated above in Strategy A.1.1, Conduct Hearings, to SOAH from the General Revenue Fund include funding in each year of the biennium for billable casework hours performed by SOAH for conducting administrative hearings at the rate determined by SOAH and approved by the Legislature for those agencies that do not have appropriations for paying SOAH costs for administrative hearings and are not subject to subsection (a) of this Section:

STATE OFFICE OF ADMINISTRATIVE HEARINGS
(Continued)

- (1) Department of Agriculture
- (2) Department of Public Safety
- (3) Employees Retirement System of Texas
- (4) Executive Council of Physical and Occupational Therapy Examiners
- (5) Parks and Wildlife Department
- (6) Public Utility Commission of Texas (not including waste water cases)
- (7) Secretary of State
- (8) State Board of Dental Examiners
- (9) State Board of Veterinary Medical Examiners
- (10) State Pension Review Board
- (11) State Securities Board
- (12) Teacher Retirement System of Texas
- (13) Texas Alcoholic Beverage Commission
- (14) Texas Behavioral Health Executive Council
- (15) Texas Board of Chiropractic Examiners
- (16) Texas Board of Nursing
- (17) Texas Board of Professional Geoscientists
- (18) Texas Commission on Fire Protection
- (19) Texas Commission on Law Enforcement
- (20) Texas Department of Housing and Community Affairs
- (21) Texas Department of Insurance (not including the Division of Workers' Compensation)
- (22) Texas Department of Licensing and Regulation
- (23) Texas Department of Transportation
- (24) Texas Funeral Service Commission
- (25) Texas Higher Education Coordinating Board
- (26) Texas Lottery Commission
- (27) Texas Medical Board
- (28) Texas Optometry Board
- (29) Texas Racing Commission
- (30) Texas State Board of Pharmacy
- (31) Texas State Board of Plumbing Examiners

BEHAVIORAL HEALTH EXECUTIVE COUNCIL

	For the Years Ending	
	August 31, 2024	August 31, 2025
Method of Financing:		
General Revenue Fund	\$ 4,163,286	\$ 4,361,190
Appropriated Receipts	<u>\$ 1,148,500</u>	<u>\$ 1,148,500</u>
Total, Method of Financing	<u><u>\$ 5,311,786</u></u>	<u><u>\$ 5,509,690</u></u>
Other Direct and Indirect Costs Appropriated Elsewhere in this Act	\$ 1,037,986	\$ 1,043,122
This bill pattern represents an estimated 100% of this agency's estimated total available funds for the biennium.		
Number of Full-Time-Equivalents (FTE):	68.0	68.0
Items of Appropriation:		
A. Goal: LICENSURE		
Protect Public through Quality Program of Licensure.		
A.1.1. Strategy: LICENSING	\$ 2,898,089	\$ 2,897,751
Operate Quality Program of Licensure.		
A.1.2. Strategy: TEXAS.GOV	<u>165,945</u>	<u>165,945</u>
Texas.gov. Estimated and Nontransferable.		
Total, Goal A: LICENSURE	\$ 3,064,034	\$ 3,063,696

BEHAVIORAL HEALTH EXECUTIVE COUNCIL
(Continued)

B. Goal: ENFORCEMENT

Protect the Public through Enforcement of Laws and Rules.

B.1.1. Strategy: ENFORCEMENT	\$ 1,996,143	\$ 1,996,143
Operate A Quality Investigation/Enforcement Program.		

C. Goal: INDIRECT ADMINISTRATION

C.1.1. Strategy: INDIRECT ADMINISTRATION	\$ 51,190	\$ 45,790
---	-----------	-----------

D. Goal: SALARY ADJUSTMENTS

D.1.1. Strategy: SALARY ADJUSTMENTS	\$ 200,419	\$ 404,061
--	------------	------------

Grand Total, BEHAVIORAL HEALTH EXECUTIVE COUNCIL	\$ 5,311,786	\$ 5,509,690
---	--------------	--------------

Object-of-Expense Informational Listing:

Salaries and Wages	\$ 3,555,731	\$ 3,754,661
Other Personnel Costs	78,540	78,540
Professional Fees and Services	59,588	59,588
Consumable Supplies	22,719	22,719
Utilities	500	500
Travel	105,000	105,000
Rent - Machine and Other	10,560	10,560
Other Operating Expense	1,479,148	1,478,122

Total, Object-of-Expense Informational Listing	\$ 5,311,786	\$ 5,509,690
---	--------------	--------------

Estimated Allocations for Employee Benefits and Debt Service Appropriations Made Elsewhere in this Act:

Employee Benefits

Retirement	\$ 286,829	\$ 307,930
Group Insurance	460,738	467,943
Social Security	264,895	282,149
Benefits Replacement	656	524

Total, Estimated Allocations for Employee Benefits and Debt Service Appropriations Made Elsewhere in this Act	\$ 1,013,118	\$ 1,058,546
--	--------------	--------------

1. Performance Measure Targets. The following is a listing of the key performance target levels for the Behavioral Health Executive Council. It is the intent of the Legislature that appropriations made by this Act be utilized in the most efficient and effective manner possible to achieve the intended mission of the Behavioral Health Executive Council. In order to achieve the objectives and service standards established by this Act, the Behavioral Health Executive Council shall make every effort to attain the following designated key performance target levels associated with each item of appropriation.

	2024	2025
A. Goal: LICENSURE		
Outcome (Results/Impact):		
Percent of Licensees with No Recent Violations	95%	95%
A.1.1. Strategy: LICENSING		
Output (Volume):		
Number of New Certificates/Licensees Issued to Individuals	9,300	9,300
Number of Certificates/Licenses Renewed (Individuals)	29,000	29,000
Efficiencies:		
Average Time to Process Applications (Days)	55	55
B. Goal: ENFORCEMENT		
Outcome (Results/Impact):		
Percent of Documented Complaints Resolved Within Six Months	15%	15%
B.1.1. Strategy: ENFORCEMENT		
Output (Volume):		
Complaints Resolved	610	610
Number of Complaints Pending	500	500
Efficiencies:		
Average Time for Complaint Resolution	625	625
Explanatory:		
Number of Complaints Received	600	600

BEHAVIORAL HEALTH EXECUTIVE COUNCIL
(Continued)

2. Capital Budget. None of the funds appropriated may be expended for capital budget items except as listed below. The amounts shown below shall be expended only for the purposes shown and are not available for expenditure for other purposes. Amounts appropriated above and identified in this provision as appropriations either for "Lease Payments to the Master Lease Purchase Program" or for items with a "(MLPP)" notation shall be expended only for the purpose of making lease-purchase payments to the Texas Public Finance Authority pursuant to the provisions of Government Code Section 1232.103.

	2024	2025
a. Data Center/Shared Technology Services		
(1) Data Center Consolidation Services	\$ 39,988	\$ 39,461
Total, Capital Budget	\$ 39,988	\$ 39,461
Method of Financing (Capital Budget):		
General Revenue Fund	\$ 39,988	\$ 39,461
Total, Method of Financing	\$ 39,988	\$ 39,461

BOARD OF CHIROPRACTIC EXAMINERS

	For the Years Ending	
	August 31, 2024	August 31, 2025
Method of Financing:		
General Revenue Fund	\$ 1,051,370	\$ 1,087,998
Appropriated Receipts	\$ 99,500	\$ 99,500
Total, Method of Financing	\$ 1,150,870	\$ 1,187,498
Other Direct and Indirect Costs Appropriated Elsewhere in this Act	\$ 272,740	\$ 275,371
This bill pattern represents an estimated 100% of this agency's estimated total available funds for the biennium.		
Number of Full-Time-Equivalents (FTE):	14.0	14.0
Schedule of Exempt Positions:		
Executive Director, Group 2	\$104,775	\$108,720
Items of Appropriation:		
A. Goal: ENSURE PUBLIC PROTECTION		
Provide Public Protection through Enforcement of Chiropractic Statutes.		
A.1.1. Strategy: LICENSING SYSTEM	\$ 301,332	\$ 302,529
Operate a Comprehensive Licensing System for Chiropractors.		
A.1.2. Strategy: TEXAS.GOV	20,850	20,850
Texas.gov. Estimated and Nontransferable.		
A.2.1. Strategy: ENFORCEMENT	596,250	597,565
Provide a System to Investigate and Resolve Complaints.		
Total, Goal A: ENSURE PUBLIC PROTECTION	\$ 918,432	\$ 920,944
B. Goal: INDIRECT ADMINISTRATION		
B.1.1. Strategy: INDIRECT ADMIN ENFORCE AND LICENSE	\$ 199,734	\$ 201,049
Indirect Admin Enforcement and License.		
C. Goal: SALARY ADJUSTMENTS		
C.1.1. Strategy: SALARY ADJUSTMENTS	\$ 32,704	\$ 65,505
Grand Total, BOARD OF CHIROPRACTIC EXAMINERS	\$ 1,150,870	\$ 1,187,498

BOARD OF CHIROPRACTIC EXAMINERS
(Continued)

Object-of-Expense Informational Listing:

Salaries and Wages	\$ 895,187	\$ 931,933
Other Personnel Costs	46,996	48,676
Professional Fees and Services	12,500	12,500
Consumable Supplies	5,700	5,700
Utilities	7,150	7,150
Travel	26,300	26,300
Rent - Building	150	150
Rent - Machine and Other	4,650	4,650
Other Operating Expense	<u>152,237</u>	<u>150,439</u>
Total, Object-of-Expense Informational Listing	<u>\$ 1,150,870</u>	<u>\$ 1,187,498</u>

Estimated Allocations for Employee Benefits and Debt Service Appropriations Made Elsewhere in this Act:

Employee Benefits

Retirement	\$ 73,513	\$ 77,009
Group Insurance	123,863	126,474
Social Security	<u>71,118</u>	<u>74,024</u>

Total, Estimated Allocations for Employee Benefits and Debt Service Appropriations Made Elsewhere in this Act

<u>\$ 268,494</u>	<u>\$ 277,507</u>
-------------------	-------------------

1. Performance Measure Targets. The following is a listing of the key performance target levels for the Board of Chiropractic Examiners. It is the intent of the Legislature that appropriations made by this Act be utilized in the most efficient and effective manner possible to achieve the intended mission of the Board of Chiropractic Examiners. In order to achieve the objectives and service standards established by this Act, the Board of Chiropractic Examiners shall make every effort to attain the following designated key performance target levels associated with each item of appropriation.

	<u>2024</u>	<u>2025</u>
A. Goal: ENSURE PUBLIC PROTECTION		
Outcome (Results/Impact):		
Percent of Licensees with No Recent Violations	95%	95%
Percent of Licensees Who Renew Online	95%	95%
Percent of Complaints Resulting in Disciplinary Action	35%	35%
A.1.1. Strategy: LICENSING SYSTEM		
Output (Volume):		
Number of New Licenses Issued to Individuals	350	350
Number of Licenses Renewed (Individuals)	3,100	3,100
A.2.1. Strategy: ENFORCEMENT		
Output (Volume):		
Number of Complaints Resolved	350	350
Efficiencies:		
Average Time Per Complaint Resolution (Days)	225	225
Explanatory:		
Number of Jurisdictional Complaints Received	350	350

TEXAS STATE BOARD OF DENTAL EXAMINERS

	For the Years Ending	
	August 31, <u>2024</u>	August 31, <u>2025</u>
Method of Financing:		
General Revenue Fund	\$ 4,523,979	\$ 4,706,588
Appropriated Receipts	<u>\$ 258,500</u>	<u>\$ 258,500</u>
Total, Method of Financing	<u>\$ 4,782,479</u>	<u>\$ 4,965,088</u>
Other Direct and Indirect Costs Appropriated Elsewhere in this Act	\$ 1,220,306	\$ 1,230,612

This bill pattern represents an estimated 100% of this agency's estimated total available funds for the biennium.

TEXAS STATE BOARD OF DENTAL EXAMINERS
(Continued)

Number of Full-Time-Equivalents (FTE):	59.0	59.0
Schedule of Exempt Positions:		
Executive Director, Group 3	\$134,651	\$141,867
Items of Appropriation:		
A. Goal: QUALITY DENTAL CARE		
To Ensure Quality Dental Care for the People of Texas.		
A.1.1. Strategy: COMPLAINT RESOLUTION	\$ 3,202,526	\$ 3,216,367
Provide a System to Investigate and Resolve Complaints.		
A.1.2. Strategy: PEER ASSISTANCE PROGRAM	160,834	160,834
Provide a Peer Assistance Program for Licensed Individuals.		
A.2.1. Strategy: LICENSURE/REGISTRATION/CERT	924,706	929,649
Conduct an Efficient Licensure/Registration/Certification Process.		
A.2.2. Strategy: TEXAS.GOV	<u>225,000</u>	<u>225,000</u>
Texas.gov. Estimated and Nontransferable.		
Total, Goal A: QUALITY DENTAL CARE	\$ 4,513,066	\$ 4,531,850
B. Goal: INDIRECT ADMINISTRATION		
B.1.1. Strategy: INDIRECT ADMIN - LICENSURE	\$ 46,998	\$ 46,998
Indirect Administration - Licensure and Registration.		
B.1.2. Strategy: IND ADMIN - COMPLAINT RESOLUTION	<u>49,620</u>	<u>49,740</u>
Indirect Administration - Complaint Resolution.		
Total, Goal B: INDIRECT ADMINISTRATION	\$ 96,618	\$ 96,738
C. Goal: SALARY ADJUSTMENTS		
C.1.1. Strategy: SALARY ADJUSTMENTS	<u>172,795</u>	<u>336,500</u>
Grand Total, TEXAS STATE BOARD OF DENTAL EXAMINERS	<u>\$ 4,782,479</u>	<u>\$ 4,965,088</u>
Object-of-Expense Informational Listing:		
Salaries and Wages	\$ 2,982,089	\$ 3,153,010
Other Personnel Costs	72,700	76,760
Professional Fees and Services	404,440	404,440
Consumable Supplies	33,500	33,500
Utilities	12,000	12,000
Travel	70,000	70,000
Rent - Building	250	250
Rent - Machine and Other	4,900	4,900
Other Operating Expense	<u>1,202,600</u>	<u>1,210,228</u>
Total, Object-of-Expense Informational Listing	<u>\$ 4,782,479</u>	<u>\$ 4,965,088</u>
Estimated Allocations for Employee Benefits and Debt Service Appropriations Made Elsewhere in this Act:		
<u>Employee Benefits</u>		
Retirement	\$ 264,330	\$ 281,569
Group Insurance	508,097	518,587
Social Security	<u>217,193</u>	<u>231,108</u>
Total, Estimated Allocations for Employee Benefits and Debt Service Appropriations Made Elsewhere in this Act	<u>\$ 989,620</u>	<u>\$ 1,031,264</u>

1. Performance Measure Targets. The following is a listing of the key performance target levels for the Texas State Board of Dental Examiners. It is the intent of the Legislature that appropriations made by this Act be utilized in the most efficient and effective manner possible to achieve the intended mission of the Texas State Board of Dental Examiners. In order to achieve the objectives and service standards established by this Act, the Texas State Board of Dental Examiners shall make every effort to attain the following designated key performance target levels associated with each item of appropriation.

TEXAS STATE BOARD OF DENTAL EXAMINERS
(Continued)

	2024	2025
A. Goal: QUALITY DENTAL CARE		
Outcome (Results/Impact):		
Percent of Complaints Resulting in Disciplinary Action	12%	12%
Percent of Jurisdictional and Filed Complaints, Which Were Resolved during the Reporting Period, that Resulted in Remedial Action	8%	8%
Percent of Licensees with No Recent Violations: Dentist	97%	97%
Percent of Licensees Who Renew Online	85%	85%
Percent of New Individual Licenses Issued Online	60%	60%
A.1.1. Strategy: COMPLAINT RESOLUTION		
Output (Volume):		
Number of Complaints Resolved	1,000	1,000
Efficiencies:		
Average Time for Complaint Resolution (Days)	400	400
Explanatory:		
Number of Jurisdictional Complaints Received	1,075	1,075
A.1.2. Strategy: PEER ASSISTANCE PROGRAM		
Output (Volume):		
Number of Licensed Individuals Participating in a Peer Assistance Program	85	85
A.2.1. Strategy: LICENSURE/REGISTRATION/CERT		
Output (Volume):		
Number of New Licenses Issued to Individuals: Dentists	975	975
Number of Licenses Renewed (Individuals): Dentists	9,000	9,000
Number of New Licenses Issued to Individuals: Dental Hygienists	775	775
Number of Licenses Renewed (Individuals): Dental Hygienists	7,000	7,000
Number of New Registrations Issued: Dental Assistants	2,750	2,750
Number of Registrations Renewed: Dental Assistants	19,500	19,500
Explanatory:		
Total Number of Business Facilities Registered: Dental Labs	850	850

2. Contingency for Behavioral Health Funds. Notwithstanding appropriation authority granted above, the Comptroller of Public Accounts shall not allow the expenditure of General Revenue-Related behavioral health funds for the Board of Dental Examiners in Strategy A.1.2, Peer Assistance Program, in fiscal year 2024 or fiscal year 2025, as identified in Art. IX, Sec. 10.04, Statewide Behavioral Health Strategic Plan and Coordinated Expenditures, if the Legislative Budget Board provides notification to the Comptroller of Public Accounts that the agency's planned expenditure of those funds in fiscal year 2024 or fiscal year 2025 does not satisfy the requirements of Art. IX, Sec. 10.04, Statewide Behavioral Health Strategic Plan and Coordinated Expenditures.

3. Reimbursement of Advisory Committee Members. Pursuant to Chapter 2110, Government Code, reimbursement of expenses for advisory committee members, out of funds appropriated above, not to exceed \$6,000 in General Revenue in fiscal year 2024 and \$6,000 in General Revenue in fiscal year 2025, is limited to the following advisory committee: Advisory Committee on Dental Anesthesia.

FUNERAL SERVICE COMMISSION

	For the Years Ending	
	August 31, 2024	August 31, 2025
Method of Financing:		
General Revenue Fund ¹	\$ 1,301,296	\$ 1,320,176
Appropriated Receipts ¹	\$ 635,964	\$ 87,100
Total, Method of Financing	\$ 1,937,260	\$ 1,407,276
Other Direct and Indirect Costs Appropriated Elsewhere in this Act	\$ 390,961	\$ 403,730

This bill pattern represents an estimated 100% of this agency's estimated total available funds for the biennium.

FUNERAL SERVICE COMMISSION
(Continued)

Number of Full-Time-Equivalents (FTE):¹	16.0	16.0
Schedule of Exempt Positions:		
Executive Director, Group 2	\$107,948	\$107,948
Items of Appropriation:		
A. Goal: COMPETENT LICENSEES		
Manage Examination/Licensure to Develop Competent & Ethical Licensees.		
A.1.1. Strategy: LICENSING REQUIREMENTS Issue and Renew Licenses, Monitor Continuing Education.	\$ 427,425	\$ 430,441
A.1.2. Strategy: TEXAS.GOV Texas.gov. Estimated and Nontransferable.	35,000	35,000
Total, Goal A: COMPETENT LICENSEES	\$ 462,425	\$ 465,441
B. Goal: ENFORCE STANDARDS		
To Aggressively & Effectively Provide Enforcement & Protect the Public.		
B.1.1. Strategy: INSPECTIONS Provide Enforcement through Inspections.	\$ 193,153	\$ 175,318
B.2.1. Strategy: RULE COMPLIANCE Investigate Complaints & Recommend Disciplinary/Other Action.	301,540	303,450
Total, Goal B: ENFORCE STANDARDS	\$ 494,693	\$ 478,768
C. Goal: SALARY ADJUSTMENTS		
C.1.1. Strategy: SALARY ADJUSTMENTS	\$ 32,800	\$ 64,589
D. Goal: WHOLE BODY PROGRAM		
D.1.1. Strategy: INSPECTIONS AND INVESTIGATIONS¹ Enforcement Through Inspections & Investigate Complaints.	\$ 947,342	\$ 398,478
Grand Total, FUNERAL SERVICE COMMISSION	\$ 1,937,260	\$ 1,407,276
Object-of-Expense Informational Listing:		
Salaries and Wages	\$ 1,047,671	\$ 1,121,615
Other Personnel Costs	8,370	8,490
Professional Fees and Services	14,050	14,050
Consumable Supplies	6,550	6,550
Utilities	13,500	13,500
Travel	49,000	49,000
Rent - Machine and Other	2,200	2,200
Other Operating Expense	795,919	191,871
Total, Object-of-Expense Informational Listing	\$ 1,937,260	\$ 1,407,276
Estimated Allocations for Employee Benefits and Debt Service Appropriations Made Elsewhere in this Act:		
<u>Employee Benefits</u>		
Retirement	\$ 79,130	\$ 82,451
Group Insurance	176,209	179,836
Social Security	64,733	67,415
Total, Estimated Allocations for Employee Benefits and Debt Service Appropriations Made Elsewhere in this Act	\$ 320,072	\$ 329,702

1. Performance Measure Targets. The following is a listing of the key performance target levels for the Funeral Service Commission. It is the intent of the Legislature that appropriations made by this Act be utilized in the most efficient and effective manner possible to achieve the intended mission of the Funeral Service Commission. In order to achieve the objectives and service standards established by this Act, the Funeral Service Commission shall make every effort to attain the following designated key performance target levels associated with each item of appropriation.

FUNERAL SERVICE COMMISSION
(Continued)

	2024	2025
A. Goal: COMPETENT LICENSEES		
Outcome (Results/Impact):		
Percent of Licensees with No Recent Violations	98%	98%
Percent of Licensees Who Renew Online	86%	86%
A.1.1. Strategy: LICENSING REQUIREMENTS		
Output (Volume):		
Number of New Licenses Issued to Individuals	380	380
Number of Individual Licenses Renewed	2,250	2,250
Number of New Licenses Issued to Facilities	80	80
Number of Facility Licenses Renewed	1,500	1,500
Explanatory:		
Total Number of Individuals Licensed	5,325	5,325
Total Number of Facilities Licensed	1,636	1,636
B. Goal: ENFORCE STANDARDS		
Outcome (Results/Impact):		
Percent of Complaints Resulting in Disciplinary Action	40%	40%
Percent of Complaints Resolved within 6 Months	80%	80%
B.1.1. Strategy: INSPECTIONS		
Output (Volume):		
Number of Establishments Inspected	1,000	1,000
B.2.1. Strategy: RULE COMPLIANCE		
Output (Volume):		
Number of Complaints Resolved	100	100
Number of Complaints Pending	26	26
Efficiencies:		
Average Time for Complaint Resolution (Days)	120	120
Explanatory:		
Number of Jurisdictional Complaints Received	120	120

¹ Incorporates Article IX, Section 18.71, of this Act, due to enactment of SB 2040, 88th Legislature, Regular Session, relating to the continuation and transfer of the regulation of willed body programs to the Texas Funeral Service Commission, resulting in an estimated increase of \$548,864 in FY 2024 in Appropriated Receipts from funds previously collected by the State Anatomical Board and an increase of \$398,478 out of General Revenue and 4.0 FTEs each fiscal year of the biennium for program operations.

BOARD OF PROFESSIONAL GEOSCIENTISTS

	For the Years Ending	
	August 31, 2024	August 31, 2025
Method of Financing:		
General Revenue Fund	\$ 671,340	\$ 690,261
Total, Method of Financing	\$ 671,340	\$ 690,261
Other Direct and Indirect Costs Appropriated Elsewhere in this Act	\$ 126,089	\$ 127,196
This bill pattern represents an estimated 100% of this agency's estimated total available funds for the biennium.		
Number of Full-Time-Equivalents (FTE):	7.5	7.5
Schedule of Exempt Positions:		
Executive Director, Group 2	\$112,906	\$116,655
Items of Appropriation:		
A. Goal: LICENSING		
Assure Geoscience is Practiced Only by Qualified/Registered Licensees.		
A.1.1. Strategy: APPLICATION REVIEW	\$ 134,706	\$ 135,982
Evaluate Applications and Ensure Proper Examination.		
A.1.2. Strategy: TEXAS.GOV	25,000	25,000
Texas.gov. Estimated and Nontransferable.		

BOARD OF PROFESSIONAL GEOSCIENTISTS
(Continued)

A.1.3. Strategy: INFORMATIONAL SERVICES Maintain Current Registry and Provide Timely Information.	292,703	294,440
Total, Goal A: LICENSING	\$ 452,409	\$ 455,422
B. Goal: ENFORCEMENT Ensure Effective Enforcement of TX Geoscience Practice Act.		
B.1.1. Strategy: ENFORCEMENT Investigate & Reach Final Resolution of Reported Violations.	\$ 151,157	\$ 152,395
C. Goal: INDIRECT ADMINISTRATION		
C.1.1. Strategy: INDIRECT ADMIN Indirect Administration - Licensing.	\$ 46,817	\$ 46,817
C.1.2. Strategy: INDIRECT ADMIN Indirect Administration - Enforcement.	6,696	6,696
Total, Goal C: INDIRECT ADMINISTRATION	\$ 53,513	\$ 53,513
D. Goal: SALARY ADJUSTMENTS		
D.1.1. Strategy: SALARY ADJUSTMENTS	\$ 14,261	\$ 28,931
Grand Total, BOARD OF PROFESSIONAL GEOSCIENTISTS	\$ 671,340	\$ 690,261
Object-of-Expense Informational Listing:		
Salaries and Wages	\$ 458,572	\$ 476,991
Other Personnel Costs	18,761	19,321
Professional Fees and Services	8,680	6,680
Consumable Supplies	3,360	3,460
Utilities	500	550
Travel	15,000	15,000
Rent - Building	2,000	2,000
Rent - Machine and Other	4,050	4,075
Other Operating Expense	160,417	162,184
Total, Object-of-Expense Informational Listing	\$ 671,340	\$ 690,261
Estimated Allocations for Employee Benefits and Debt Service Appropriations Made Elsewhere in this Act:		
<u>Employee Benefits</u>		
Retirement	\$ 26,673	\$ 28,208
Group Insurance	30,515	31,045
Social Security	30,077	31,379
Total, Estimated Allocations for Employee Benefits and Debt Service Appropriations Made Elsewhere in this Act	\$ 87,265	\$ 90,632

1. Performance Measure Targets. The following is a listing of the key performance target levels for the Board of Professional Geoscientists. It is the intent of the Legislature that appropriations made by this Act be utilized in the most efficient and effective manner possible to achieve the intended mission of the Board of Professional Geoscientists. In order to achieve the objectives and service standards established by this Act, the Board of Professional Geoscientists shall make every effort to attain the following designated key performance target levels associated with each item of appropriation.

	2024	2025
A. Goal: LICENSING		
Outcome (Results/Impact):		
Percent of Licensees with No Recent Violations	95%	95%
Percent of Licensees Who Renew Online	87%	87%
A.1.1. Strategy: APPLICATION REVIEW		
Output (Volume):		
Number of New Licenses Issued to Individuals	85	90
Efficiencies:		
Percentage of New Individual Licenses Issued within 10 Days	100%	100%
Percentage of Individual License Renewals Issued within 7 Days	100%	100%

BOARD OF PROFESSIONAL GEOSCIENTISTS
(Continued)

Explanatory:		
Total Number of Individuals Licensed	3,600	3,600
B. Goal: ENFORCEMENT		
Outcome (Results/Impact):		
Percent of Complaints Resulting in Disciplinary Action	25%	25%
Percent of Documented Complaints Resolved within Six Months	90%	90%
B.1.1. Strategy: ENFORCEMENT		
Output (Volume):		
Complaints Resolved	40	45
Number of Compliance Orders Issued	500	500
Number of Disciplinary Actions Taken	10	10
Efficiencies:		
Average Time for Complaint Resolution (Days)	180	180
Explanatory:		
Jurisdictional Complaints Received	45	50

HEALTH PROFESSIONS COUNCIL

	For the Years Ending	
	August 31, 2024	August 31, 2025
	<u> </u>	<u> </u>
Method of Financing:		
General Revenue Fund	\$ 36,056	\$ 70,604
Interagency Contracts	\$ 1,570,166	\$ 1,589,812
Total, Method of Financing	<u>\$ 1,606,222</u>	<u>\$ 1,660,416</u>

This bill pattern represents an estimated 100% of this agency's estimated total available funds for the biennium.

Number of Full-Time-Equivalents (FTE):	8.0	8.0
---	-----	-----

Items of Appropriation:

A. Goal: COORDINATION AND SUPPORT		
A.1.1. Strategy: AGENCY COORDINATION AND SUPPORT	\$ 1,570,166	\$ 1,589,812
Member Agency Coordination and Support.		
B. Goal: SALARY ADJUSTMENTS		
B.1.1. Strategy: SALARY ADJUSTMENTS	<u>\$ 36,056</u>	<u>\$ 70,604</u>
Grand Total, HEALTH PROFESSIONS COUNCIL	<u>\$ 1,606,222</u>	<u>\$ 1,660,416</u>

Object-of-Expense Informational Listing:

Salaries and Wages	\$ 707,409	\$ 741,957
Other Personnel Costs	9,360	10,080
Professional Fees and Services	786,658	805,584
Consumable Supplies	7,000	7,000
Utilities	4,100	4,100
Rent - Machine and Other	2,500	2,500
Other Operating Expense	<u>89,195</u>	<u>89,195</u>
Total, Object-of-Expense Informational Listing	<u>\$ 1,606,222</u>	<u>\$ 1,660,416</u>

Estimated Allocations for Employee Benefits and Debt Service Appropriations Made Elsewhere in this Act:

<u>Employee Benefits</u>		
Retirement	\$ 62,160	\$ 65,769
Group Insurance	69,109	69,800
Social Security	<u>62,692</u>	<u>65,696</u>
Total, Estimated Allocations for Employee Benefits and Debt Service Appropriations Made Elsewhere in this Act	<u>\$ 193,961</u>	<u>\$ 201,265</u>

HEALTH PROFESSIONS COUNCIL
(Continued)

1. Performance Measure Targets. The following is a listing of the key performance target levels for the Health Professions Council. It is the intent of the Legislature that appropriations made by this Act be utilized in the most efficient and effective manner possible to achieve the intended mission of the Health Professions Council. In order to achieve the objectives and service standards established by this Act, the Health Professions Council shall make every effort to attain the following designated key performance target levels associated with each item of appropriation.

	2024	2025
A. Goal: COORDINATION AND SUPPORT		
Outcome (Results/Impact):		
Number of Events Attended by a HPC Staff Member on Behalf of HPC Member Agencies	12	12
Number of People Who Attend an HPC Sponsored Training Session	50	50
A.1.1. Strategy: AGENCY COORDINATION AND SUPPORT		
Output (Volume):		
Number of Completed Support Requests	1,200	1,200

2. Capital Budget. None of the funds appropriated above may be expended for capital budget items except as listed below. The amounts shown below shall be expended only for the purposes shown and are not available for expenditure for other purposes. Amounts appropriated above and identified in this provision as appropriations either for "Lease Payments to the Master Lease Purchase Program" or for items with a "(MLPP)" notation shall be expended only for the purpose of making lease-purchase payments to the Texas Public Finance Authority pursuant to the provisions of government Code 1232.103.

	2024	2025
a. Data Center/Shared Technology Services		
(1) Data Center Services for Shared Regulatory Database Migration	\$ 178,659	\$ 184,019
Total, Capital Budget	\$ 178,659	\$ 184,019
Method of Financing (Capital Budget):		
Interagency Contracts	\$ 178,659	\$ 184,019
Total, Method of Financing	\$ 178,659	\$ 184,019

3. Prorated Assessments Report. Before September 1, 2024, the Health Professions Council (HPC) shall submit to the Legislative Budget Board and the Governor a report detailing the use of member agency prorated assessments transferred during fiscal year 2024 and the planned use of like transfers in fiscal years 2025 through 2027. The report shall indicate in a format prescribed by the Legislative Budget Board, for each agency served, all costs related to carrying out the functions named in Section 3, Funding for Health Professions Council, Special Provisions Relating to all Regulatory Agencies. The report shall also indicate in a format prescribed by the Legislative Budget Board, the receipt and expenditure of interagency contract funds received by the council, the cause for cost changes to functions named in Section 3, Funding for Health Professions Council, Special Provisions Relating to all Regulatory Agencies and any other information requested by the Legislative Budget Board during the reporting period.

4. Notification of Contract Changes. Out of funds appropriated above in Strategy A.1.1, Agency Coordination and Support, the Health Professions Council shall notify the Legislative Budget Board when entering into a new contract with a state agency or external vendor at least 30 days prior to the execution of the contract. Additionally, the Health Professions Council shall notify the Legislative Budget Board regarding amendments to the scope of services being provided to participating agencies or amendments to existing contracts with external vendors at least 30 days prior to the execution of the amendments.

OFFICE OF INJURED EMPLOYEE COUNSEL

	For the Years Ending	
	August 31, 2024	August 31, 2025
	<u> </u>	<u> </u>
Method of Financing:		
GR Dedicated - Texas Department of Insurance Operating Fund Account No. 036	\$ 9,925,580	\$ 10,379,182
Total, Method of Financing	<u>\$ 9,925,580</u>	<u>\$ 10,379,182</u>
Other Direct and Indirect Costs Appropriated Elsewhere in this Act	\$ 3,139,786	\$ 3,162,958
This bill pattern represents an estimated 100% of this agency's estimated total available funds for the biennium.		
Number of Full-Time-Equivalents (FTE):	162.8	162.8
Schedule of Exempt Positions:		
Public Counsel, Group 5	\$158,194	\$165,339
Items of Appropriation:		
A. Goal: OMBUDSMAN PROGRAM Assist Individual Injured Employees through the Ombudsman Program.		
A.1.1. Strategy: OMBUDSMAN PROGRAM Assist Unrepresented Injured Employees in Dispute Resolution.	\$ 5,469,545	\$ 5,473,477
B. Goal: EDUCATION AND REFERRAL Increase Injured Employee Education and Provide Referrals.		
B.1.1. Strategy: RIGHTS RESPONSIBILITIES & REFERRAL Assist Injured Employees & Provide Referrals to Programs & Services.	\$ 1,842,204	\$ 1,843,751
C. Goal: ADVOCATE FOR INJURED EMPLOYEES Advocate for Injured Employees As a Class.		
C.1.1. Strategy: ADVOCATE FOR INJURED EMPLOYEES	\$ 2,134,310	\$ 2,135,976
D. Goal: SALARY ADJUSTMENTS D.1.1. Strategy: SALARY ADJUSTMENTS	<u>\$ 479,521</u>	<u>\$ 925,978</u>
Grand Total, OFFICE OF INJURED EMPLOYEE COUNSEL	<u>\$ 9,925,580</u>	<u>\$ 10,379,182</u>
Object-of-Expense Informational Listing:		
Salaries and Wages	\$ 9,347,802	\$ 9,801,404
Other Personnel Costs	210,356	210,356
Professional Fees and Services	69,000	69,000
Consumable Supplies	3,211	3,211
Utilities	19,455	19,455
Travel	25,000	25,000
Rent - Building	3,400	3,400
Other Operating Expense	<u>247,356</u>	<u>247,356</u>
Total, Object-of-Expense Informational Listing	<u>\$ 9,925,580</u>	<u>\$ 10,379,182</u>
Estimated Allocations for Employee Benefits and Debt Service Appropriations Made Elsewhere in this Act:		
<u>Employee Benefits</u>		
Retirement	\$ 1,339,665	\$ 1,390,881
Group Insurance	3,212,480	3,291,043
Social Security	1,124,700	1,166,296
Benefits Replacement	<u>2,480</u>	<u>1,981</u>
Total, Estimated Allocations for Employee Benefits and Debt Service Appropriations Made Elsewhere in this Act	<u>\$ 5,679,325</u>	<u>\$ 5,850,201</u>

OFFICE OF INJURED EMPLOYEE COUNSEL
(Continued)

1. Performance Measure Targets. The following is a listing of the key performance target levels for the Office of Injured Employee Counsel. It is the intent of the Legislature that appropriations made by this Act be utilized in the most efficient and effective manner possible to achieve the intended mission of the Office of Injured Employee Counsel. In order to achieve the objectives and service standards established by this Act, the Office of Injured Employee Counsel shall make every effort to attain the following designated key performance target levels associated with each item of appropriation.

	2024	2025
A. Goal: OMBUDSMAN PROGRAM		
Outcome (Results/Impact):		
Percentage of Texas Department of Insurance Administrative Dispute Resolution Proceedings in which an Ombudsman Assisted an Unrepresented Injured Employee	45%	45%
Percentage of Issues Raised at Contested Case Hearings (CCH) where the Injured Employee Prevailed when Assisted by an Ombudsman	26%	26%
Percentage of Issues Raised on Appeal Where the Injured Employee Prevailed when Assisted by an Ombudsman	23%	23%
A.1.1. Strategy: OMBUDSMAN PROGRAM		
Output (Volume):		
Number of Benefit Review Conferences with Ombudsman Assistance	6,500	6,500
Number of Contested Case Hearings with Ombudsman Assistance	2,600	2,600
Number of Injured Employees Prepared for an Appeal by an Ombudsman	1,000	1,000
Explanatory:		
Number of Preparation Appointments Held Prior to a Benefit Review Conference by an Ombudsman	15,000	15,000
Number of Preparation Appointments Held Prior to a Contested Case Hearing by an Ombudsman	5,000	5,000
Number of Preparation Appointments Held for an Appeal by an Ombudsman	1,050	1,050
B. Goal: EDUCATION AND REFERRAL		
B.1.1. Strategy: RIGHTS RESPONSIBILITIES & REFERRAL		
Efficiencies:		
Average Number of Educational Sessions Provided to or on Behalf of Injured Employees Per Month	18,300	18,300
C. Goal: ADVOCATE FOR INJURED EMPLOYEES		
Outcome (Results/Impact):		
Percentage of Adopted Workers' Compensation Rules Analyzed	100%	100%
C.1.1. Strategy: ADVOCATE FOR INJURED EMPLOYEES		
Output (Volume):		
Number of Assists a Regional Staff Attorney Provides to an Ombudsman	2,700	2,700

2. Unexpended Balance Authority. Any unexpended balances as of August 31, 2024, not to exceed 5 percent for any item of appropriation, are appropriated to the Office of Injured Employee Counsel for the same purposes for the fiscal year ending August 31, 2025.

DEPARTMENT OF INSURANCE

	For the Years Ending	
	August 31, 2024	August 31, 2025
Method of Financing:		
General Revenue Fund	\$ 280,529	\$ 284,993
<u>General Revenue Fund - Dedicated</u>		
Texas Department of Insurance Operating Fund Account No. 036	\$ 111,383,092	\$ 116,080,340
Subsequent Injury Account No. 5101	8,875,692	8,875,692
Subtotal, General Revenue Fund - Dedicated	\$ 120,258,784	\$ 124,956,032
Federal Funds	\$ 2,311,430	\$ 2,311,430

DEPARTMENT OF INSURANCE
(Continued)

Other Funds

TexasSure Fund No. 161	\$ 5,073,752	\$ 5,073,752
Appropriated Receipts	189,340	189,340
Interagency Contracts	38,000	38,000

Subtotal, Other Funds	\$ 5,301,092	\$ 5,301,092
-----------------------	--------------	--------------

Total, Method of Financing	\$ 128,151,835	\$ 132,853,547
-----------------------------------	----------------	----------------

Other Direct and Indirect Costs Appropriated Elsewhere in this Act	\$ 38,669,592	\$ 38,937,543
---	---------------	---------------

This bill pattern represents an estimated 27.5% of this agency's estimated total available funds for the biennium.

Number of Full-Time-Equivalents (FTE):	1,221.3	1,221.3
---	---------	---------

Schedule of Exempt Positions:

Commissioner of Insurance, Group 7	\$225,732	\$234,324
Commissioner of Workers' Compensation, Group 6	175,720	182,328

Items of Appropriation:

A. Goal: PROTECT CONSUMERS

Protect and Ensure the Fair Treatment of Consumers.

A.1.1. Strategy: OPERATIONS, EDUCATION, AND OUTREACH Provide Information To Consumers, Resolve Complaints, & License Agents.	\$ 10,049,914	\$ 10,049,914
--	---------------	---------------

A.1.2. Strategy: TEXASSURE Texassure Motor Vehicle Financial Responsibility Verification Program.	5,073,752	5,073,752
---	-----------	-----------

A.1.3. Strategy: TEXAS.GOV Texas.gov Estimated and Nontransferable.	494,200	494,200
---	---------	---------

Total, Goal A: PROTECT CONSUMERS	\$ 15,617,866	\$ 15,617,866
---	---------------	---------------

B. Goal: FAIR, COMPETITIVE, & STABLE MARKET

A Competitive and Stable Insurance Market.

B.1.1. Strategy: INDUSTRY SOLVENCY REGULATION Analyze the Financial Condition of Insurers and Take Solvency Action.	\$ 5,885,443	\$ 5,885,443
---	--------------	--------------

B.2.1. Strategy: PROPERTY & CASUALTY REGULATION Efficiently Regulate P&C Rates, Forms, And Programs.	7,163,291	7,163,291
--	-----------	-----------

B.2.2. Strategy: LIFE & HEALTH REGULATION Efficiently Regulate L&H Rates, Forms, and Networks.	5,226,923	5,226,923
--	-----------	-----------

B.3.1. Strategy: LEGAL REVIEW & ENFORCEMENT Review Compliance and Bring Enforcement Actions as Needed.	6,840,152	6,840,152
--	-----------	-----------

B.3.2. Strategy: INSURANCE FRAUD Investigate Insurance Fraud and Refer Violations for Prosecution.	4,111,361	4,111,361
--	-----------	-----------

B.4.1. Strategy: THREE-SHARE PROGRAMS Administer Three-Share Premium Assistance Program.	66,786	66,786
--	--------	--------

Total, Goal B: FAIR, COMPETITIVE, & STABLE MARKET	\$ 29,293,956	\$ 29,293,956
--	---------------	---------------

C. Goal: REDUCE INCIDENTS OF FIRE

Reduce Loss of Life & Property Due to Fire.

C.1.1. Strategy: FIRE MARSHAL Investigate Arson, Conduct Safety Inspections, and Administer Lics.	\$ 4,728,965	\$ 4,728,965
---	--------------	--------------

D. Goal: REGULATE WORKERS' COMP SYSTEM

Effectively Regulate the Texas Workers' Compensation System.

D.1.1. Strategy: OVERSIGHT AND COMPLIANCE Oversee Activities of System Participants and Ensure Compliance.	\$ 10,415,574	\$ 10,083,574
--	---------------	---------------

DEPARTMENT OF INSURANCE
(Continued)

D.1.2. Strategy: DISPUTE RESOLUTION Resolve Indemnity, Medical Fee and Medical Necessity Disputes.	9,385,270	9,385,270
D.1.3. Strategy: SUBSEQUENT INJURY FUND ADMIN Administer Subsequent Injury Fund.	9,073,212	9,073,212
D.1.4. Strategy: WORKERS COMPENSATION FRAUD Investigate Workers' Comp Fraud & Refer Violations for Prosecution.	1,082,575	1,082,575
D.2.1. Strategy: HEALTH AND SAFETY SERVICES Provide Educational Services & WPS Consultations to System Participants.	3,814,577	3,814,577
D.2.2. Strategy: CUSTOMER SERVICE & INFORMATION MGMT Provide Customer Assistance & Information Management.	8,304,848	8,304,848
Total, Goal D: REGULATE WORKERS' COMP SYSTEM	\$ 42,076,056	\$ 41,744,056
E. Goal: INDIRECT ADMINISTRATION		
E.1.1. Strategy: CENTRAL ADMINISTRATION	\$ 7,192,918	\$ 7,186,218
E.1.2. Strategy: INFORMATION RESOURCES	17,326,911	17,573,834
E.1.3. Strategy: OTHER SUPPORT SERVICES	4,952,337	4,952,337
Total, Goal E: INDIRECT ADMINISTRATION	\$ 29,472,166	\$ 29,712,389
F. Goal: REGULATORY RESPONSE		
F.1.1. Strategy: CONTINGENCY REGULATORY RESPONSE	\$ 2,200,000	\$ 2,200,000
G. Goal: SALARY ADJUSTMENTS		
G.1.1. Strategy: SALARY ADJUSTMENTS	\$ 4,762,826	\$ 9,556,315
Grand Total, DEPARTMENT OF INSURANCE	\$ 128,151,835	\$ 132,853,547
Object-of-Expense Informational Listing:		
Salaries and Wages	\$ 85,436,038	\$ 90,244,727
Other Personnel Costs	1,411,452	1,411,452
Professional Fees and Services	18,639,051	18,638,883
Fuels and Lubricants	113,100	113,100
Consumable Supplies	198,263	198,263
Utilities	440,194	440,194
Travel	1,175,295	1,175,295
Rent - Building	1,762,411	1,762,411
Rent - Machine and Other	281,500	281,500
Other Operating Expense	18,694,531	18,587,722
Total, Object-of-Expense Informational Listing	\$ 128,151,835	\$ 132,853,547
Estimated Allocations for Employee Benefits and Debt Service Appropriations Made Elsewhere in this Act:		
<u>Employee Benefits</u>		
Retirement	\$ 13,228,731	\$ 13,775,859
Group Insurance	40,188,942	41,394,652
Social Security	10,595,320	11,035,461
Benefits Replacement	93,132	74,412
Total, Estimated Allocations for Employee Benefits and Debt Service Appropriations Made Elsewhere in this Act	\$ 64,106,125	\$ 66,280,384

1. Performance Measure Targets. The following is a listing of the key performance target levels for the Department of Insurance. It is the intent of the Legislature that appropriations made by this Act be utilized in the most efficient and effective manner possible to achieve the intended mission of the Department of Insurance. In order to achieve the objectives and service standards established by this Act, the Department of Insurance shall make every effort to attain the following designated key performance target levels associated with each item of appropriation.

	2024	2025
A. Goal: PROTECT CONSUMERS		
Outcome (Results/Impact):		
Percent of Calls Answered by the TDI Consumer Help Line Call Center	95%	95%

DEPARTMENT OF INSURANCE
(Continued)

Percent of Continuing Education Filings Completed within Ten Days	95%	95%
Percent of Agent and Adjuster Applications Completed within Seven Days	95%	95%
Percent of Registered Passenger Vehicles with Personal or Commercial Automobile Liability Insurance	90%	90%
A.1.1. Strategy: OPERATIONS, EDUCATION, AND OUTREACH		
Output (Volume):		
Number of Complaints Resolved	17,000	17,000
Efficiencies:		
Average Response Time (in DAYS) to Complains	40	40
Explanatory:		
Number of Inquiries Received	136,000	136,000
B. Goal: FAIR, COMPETITIVE, & STABLE MARKET		
Outcome (Results/Impact):		
Percent of Statutory Rate and Form Filings Completed within 90 Days	87%	87%
Percent of Personal Auto and Residential Property Form Filings Completed in 60 Days	87%	87%
B.3.2. Strategy: INSURANCE FRAUD		
Output (Volume):		
Number of Insurance Fraud Suspects Investigated and Resolved	400	400
C. Goal: REDUCE INCIDENTS OF FIRE		
Outcome (Results/Impact):		
Percent of Registrations, Licenses, and Permits Issued within 20 Days after Receipt of a Completed Application	99%	99%
C.1.1. Strategy: FIRE MARSHAL		
Output (Volume):		
Number of Registrations, Licenses, and Permits Issued by the State Fire Marshal's Office (SMFO) to Fire Alarm, Fire Extinguisher, Fire Sprinkler and Fireworks Firms, Individuals, and Other Regulated Entities	14,700	14,700
D. Goal: REGULATE WORKERS' COMP SYSTEM		
Outcome (Results/Impact):		
Percentage of Medical Fee Disputes Resolved by Medical Fee Dispute Resolution or Upheld Upon Appeal	95%	95%
Percent of Temporary Income Benefits (TIB) Recipients Released to Work (RTW) within 90 Days of Injury	54%	54%
D.1.1. Strategy: OVERSIGHT AND COMPLIANCE		
Output (Volume):		
Number of Quality of Care Reviews of Health Care Providers, Insurance Carriers Utilization Review Agents, and Independent Review Organizations Completed	200	200
Efficiencies:		
Average Number of Days to Close a Complaint Involving Workers' Compensation System Participants	110	110
Explanatory:		
Percent of Medical Bills Processed Timely (Within 45 Days)	98%	98%
D.1.2. Strategy: DISPUTE RESOLUTION		
Efficiencies:		
Average Number of Days to Resolve a Medical Fee Dispute	200	200
Average Number of Days to Resolve Indemnity Disputes through Resolution Proceedings	135	135
D.1.3. Strategy: SUBSEQUENT INJURY FUND ADMIN		
Explanatory:		
Number of Injured Workers Receiving Lifetime Income Benefit (LIB) Payments through the Subsequent Injury Fund (SIF)	21	21
D.2.1. Strategy: HEALTH AND SAFETY SERVICES		
Output (Volume):		
Number of Workplace Safety Consultations and Inspections Provided to Employers	1,700	1,700

2. Capital Budget. None of the funds appropriated above may be expended for capital budget items except as listed below. The amounts shown below shall be expended only for the purposes shown and are not available for expenditure for other purposes. Amounts appropriated above and identified in this provision as appropriations either for "Lease Payments to the Master Lease Purchase Program" or for items with a "(MLPP)" notation shall be expended only for the purpose of making lease-purchase payments to the Texas Public Finance Authority pursuant to the provisions of Government Code Section 1232.103.

DEPARTMENT OF INSURANCE
(Continued)

	2024	2025
a. Acquisition of Information Resource Technologies		
(1) Obsolescence Hardware and Software Replacement and Network Security	\$ 150,000	\$ 150,000
(2) Texassure Vehicle Insurance Verification	5,073,752	5,073,752
(3) PC Replacement	659,060	542,700
(4) Support for Document Management System	328,402	338,253
Total, Acquisition of Information Resource Technologies	\$ 6,211,214	\$ 6,104,705
b. Data Center/Shared Technology Services		
(1) Data Center Consolidation	\$ 8,821,271	\$ 9,174,703
Total, Capital Budget	\$ 15,032,485	\$ 15,279,408
Method of Financing (Capital Budget):		
GR Dedicated - Texas Department of Insurance Operating Fund Account No. 036	\$ 9,958,733	\$ 10,205,656
TexasSure Fund No. 161	\$ 5,073,752	\$ 5,073,752
Total, Method of Financing	\$ 15,032,485	\$ 15,279,408

- 3. Appropriation Source, Rehabilitation of Insurance Companies.** Of the amounts appropriated above, \$0 each year of the biennium is from fees that the Department of Insurance shall collect from companies that are successfully rehabilitated by the department. Fees collected and appropriated above shall be in amounts sufficient to cover, yet not exceed, costs of rehabilitating those companies. Any such fees collected in excess of \$0 each year of the biennium are also appropriated for the biennium beginning September 1, 2023, for the sole purpose of the rehabilitation of other insurance companies pursuant to 441.203 of the Texas Insurance Code (estimated to be \$0).
- 4. State Support for NAIC Activities.** The Department of Insurance shall use no appropriated funds in support of the National Association of Insurance Commissioners (NAIC) in the absence of NAIC accreditation of the Department of Insurance for compliance with NAIC Financial Regulation Standards. The prohibition would be effective immediately upon loss of accreditation. The only exceptions to this prohibition shall be limited to expenditures necessary for (1) continued departmental use of the NAIC database for monitoring financial solvency of companies doing business in Texas; (2) solvency-related training; and (3) efforts to regain accreditation. The prohibition on using resources does not apply in the event that the Commissioner voluntarily determines not to participate in the state insurance department accreditation program.
- 5. Liquidation Oversight and Title Examiner Full-Time-Equivalent Positions.** In addition to the "Number of Full-Time-Equivalents (FTE)" positions authorized above, an additional 40.0 FTE positions are authorized for each year of the 2024-25 biennium to support liquidation oversight and title examiner activities. These positions are excluded from the FTE cap.
- 6. Appropriations Limited to Revenue Collections.** The application of special provisions limiting appropriations to revenue collections elsewhere in this Article shall be consistent with relevant statutory provisions governing the agency's assessment of tax rates and fees. As provided by the Texas Insurance Code and the Texas Labor Code, the Commissioners shall take into account unexpended funds in the preceding year when adjusting rates of assessment necessary to pay all expenses of regulating insurance and conducting the operations of the State Fire Marshal and the Office of Injured Employee Counsel during the succeeding year.
- 7. State Support for NCOIL Activities.** Funds appropriated above include funds from General Revenue-Dedicated Texas Department of Insurance Operating Fund 36 for payment of state dues for the National Council of Insurance Legislators.
- 8. Increase Consumer Choice.** Out of amounts appropriated above, the Department of Insurance shall contract with the Office of Public Insurance Counsel in the amount of \$191,670 each fiscal year from the GR Dedicated-Texas Department of Insurance Operating Fund Account No. 036 to provide consumers with insurance information to make informed decisions.

DEPARTMENT OF INSURANCE

(Continued)

9. Appropriation of Unexpended Balances. Any unexpended balances as of August 31, 2024, not to exceed 5 percent for any item of appropriation above unless otherwise granted by the provisions of Article IX, Section 14.05, are appropriated for the same purposes, in the same strategies, for the fiscal year beginning September 1, 2024.

10. Subsequent Injury Fund. Amounts appropriated above in Strategy D.1.3, Subsequent Injury Fund Administration, include an estimated \$8,875,692 in fiscal year 2024 and \$8,875,692 in fiscal year 2025 out of the GR Dedicated - Subsequent Injury Account No. 5101 for payment of liabilities pursuant to Labor Code, Chapter 403. In the event that actual liabilities exceed the estimated amounts, the Division of Workers' Compensation shall furnish information supporting the estimated additional liabilities to the Comptroller of Public Accounts. If the Comptroller finds that there are sufficient balances in the GR Dedicated - Subsequent Injury Account No. 5101 to support the payment of projected liabilities, a finding of fact to that effect shall be issued and a contingent appropriation shall be made available for the intended purposes.

11. Three-Share Premium Assistance Programs.

a. Amounts appropriated above to the Department of Insurance of \$66,786 in fiscal year 2024 and \$66,786 in fiscal year 2025 in Strategy B.4.1, Three-Share Programs, and 1.0 Full-Time-Equivalents (FTE) position each fiscal year included above in the "Number of Full-Time-Equivalents (FTE)" is for the purpose of awarding, through a competitive application process, grants to local government entities for the research, planning, development, and continuation of "three-share" premium assistance programs to increase access to private healthcare coverage for the uninsured, and providing technical assistance to grant recipients. The department shall consider the following factors in selecting recipients of grant funds:

- (1) proposals to match grant awards with local funds;
- (2) percentage of uninsured in the applicable area;
- (3) existing efforts in pursuing "three-share" premium assistance programs; and
- (4) healthcare use and delivery factors affecting the area's healthcare infrastructure and capacity.

b. In addition to amounts appropriated above, out of funds collected from regulated entities except for workers compensation for fines, penalties, and sanctions (revenue object codes 3221 or 3222) and deposited to General Revenue, the Department of Insurance is appropriated, out of amounts collected in excess of those contained in the Comptroller's Biennial Revenue Estimate (estimated to be \$0), an amount not to exceed \$2,250,000 in each year of the biennium for the Three-Share Premium Assistance Programs. Any unexpended and unobligated balances of appropriations for the fiscal year ending August 31, 2023, (estimated to be \$0) are appropriated to the agency for the same purposes for the fiscal year beginning September 1, 2023. In addition, any unexpended and unobligated balances of appropriations for the fiscal year ending August 31, 2024, are appropriated to the department for the same purposes for the fiscal year beginning September 1, 2024. The department shall spend any unexpended and unobligated balances that are appropriated to it for the same purposes to the extent necessary to maintain the agency's approved enrollment levels for that biennium for each Three-Share Premium Assistance Program.

The department shall report a summary of the grants awarded to local government entities to the Legislative Budget Board and the Governor no later than January 1, 2025.

12. Division of Workers' Compensation Reporting Requirement. The Division of Workers' Compensation shall include information collected about on-the-job injuries and occupational diseases, compliance with notice requirements regarding whether employers carry workers' compensation insurance from non-subscribing employers and administrative penalties levied against non-complying employers under the provisions of the Labor Code Section 411.032 and Texas Administrative Code, Title 28, Insurance Sections 110.103, 110.101, and 160.2 in its biennial reports submitted to the Legislature.

13. Amusement Ride Reporting Requirements. The Department of Insurance shall request monthly a report of the amusement ride operators who apply for a sales tax license and a report of amusement ride operators paying sales tax from the Comptroller of Public Accounts. The department shall reconcile the reports with their records of registered amusement ride operators and investigate the need for registration of any operator not in their records. The department shall report biennially to the Legislature on: (1) efforts to bring all amusement ride operators into compliance; and (2) the result of those efforts.

DEPARTMENT OF INSURANCE

(Continued)

14. Appropriation: Agent and Adjuster Licensing Fee Collections. In addition to amounts appropriated above, out of funds collected from agent and adjuster licensing fees (revenue object code 3210) deposited to General Revenue-Dedicated Texas Department of Insurance Operating Fund 36, the Department of Insurance is appropriated all amounts collected in excess of those contained in the Comptroller's January 2023 Biennial Revenue Estimate (estimated to be \$0) to Strategy A.1.1. Operations, Education, and Outreach.

- (a) Any unexpended and unobligated balances of appropriations for the fiscal year ending August 31, 2023, (estimated to be \$0) are appropriated to the department for the same purposes for the fiscal year beginning September 1, 2023. In addition, any unexpended and unobligated balances of appropriations for the fiscal year ending August 31, 2024, are appropriated to the department for the same purposes for the fiscal year beginning September 1, 2024.
- (b) Notwithstanding Article IX, Section 14.01, Appropriation Transfers of this Act, appropriations may not be transferred from Strategy A.1.1, Customer Operations, Education, and Outreach, to other strategies without prior written approval from the Legislative Budget Board.

15. Contingency Appropriation: State Regulatory Response.

- (a) Amounts appropriated above to the Department of Insurance not to exceed \$2,200,000 in General Revenue-Dedicated Texas Department of Insurance Operating Fund 36 each year in Strategy F.1.1, Contingency Regulatory Response, and 40.0 Full-Time Equivalents (FTE) positions each fiscal year included above in the "Number of Full-Time Equivalents (FTE)" are contingent upon a finding of fact by the Commissioner of Insurance that additional resources are needed by the department due to:
 - (1) a significant change in insurance regulatory environment, demands for federal healthcare reform implementation, a weather related disaster in the State of Texas, a public health crisis, such as a pandemic, a fire that has been declared as a disaster situation in the State of Texas, and non-weather related disasters.
- (b) None of the funds appropriated above in Strategy F.1.1, Contingency Regulatory Response, may be expended and none of the 40.0 Full-Time-Equivalents (FTE) positions each fiscal year included above in the "Number of Full-Time-Equivalents (FTE)" may be used by the department unless the Commissioner of Insurance files a finding of fact with the Governor and the Legislative Budget Board (LBB) and neither the Governor nor the LBB issues a written disapproval not later than:
 - (1) the 10th business day after the date the staff of the LBB concludes its review of the findings of fact and forwards those findings of fact along with the conclusions or comments of the LBB staff to the Chair of the House Appropriations Committee, Chair of the Senate Finance Committee, Speaker of the House, and Lieutenant Governor; and
 - (2) the 10th business day after the receipt of the finding of fact by the Governor.
- (c) The appropriations above in Strategy F.1.1, Contingency Regulatory Response, and 40.0 Full-Time-Equivalents (FTE) positions each fiscal year included above in the "Number of Full-Time-Equivalents (FTE)" are also contingent upon the department maintaining a sufficient fund balance in General Revenue-Dedicated Texas Department of Insurance Operating Fund 36 to cover these contingency appropriations and related employee benefits, and providing such information as may be deemed necessary by the Comptroller of Public Accounts to issue a finding of fact that the revenues are/will be available to fund the increased appropriations.
- (d) Funds appropriated above in Strategy F.1.1, Contingency Regulatory Response, and 40.0 Full-Time-Equivalents (FTE) positions each fiscal year included above in the "Number of Full-Time-Equivalents (FTE)" may only be used to address issues included in the finding of fact submitted to the Governor and the LBB pursuant to subsection (b) above, and apply only to the 2024-25 biennium unless otherwise appropriated. It is the intent of the Legislature that these funds not be included in base level funding requests for the 2026-27 biennium.

DEPARTMENT OF INSURANCE
(Continued)

(e) Notwithstanding transfer limits under Article IX, Section 14.01 of this Act, at the discretion of the department, amounts appropriated above may be transferred to another appropriation item in an amount not to exceed \$2,200,000 in General Revenue-Dedicated Texas Department of Insurance Operating Fund 36 each year in Strategy F.1.1, Contingency Regulatory Response.

16. Captive Insurance Specialist. Amounts appropriated above to the Department of Insurance of \$150,000 in fiscal year 2024 and \$150,000 in fiscal year 2025, in General Revenue-Dedicated Texas Department of Insurance Operating Fund 36, in Strategy B.1.1, Industry Solvency Regulation, are for the purpose of retaining, through a competitive application process, a captive insurance specialist to support captive insurance oversight and related activities in the Texas captive insurance market.

OFFICE OF PUBLIC INSURANCE COUNSEL

	For the Years Ending	
	August 31, 2024	August 31, 2025
	<u> </u>	<u> </u>
Method of Financing:		
General Revenue Fund	\$ 1,462,135	\$ 1,496,838
Interagency Contracts	<u>\$ 191,670</u>	<u>\$ 191,670</u>
Total, Method of Financing	<u>\$ 1,653,805</u>	<u>\$ 1,688,508</u>
Other Direct and Indirect Costs Appropriated Elsewhere in this Act	\$ 335,711	\$ 337,674
This bill pattern represents an estimated 100% of this agency's estimated total available funds for the biennium.		
Number of Full-Time-Equivalents (FTE):	16.0	16.0
Schedule of Exempt Positions:		
Public Counsel, Group 4	\$155,119	\$160,262
Items of Appropriation:		
A. Goal: REPRESENT TX INSURANCE CONSUMERS Represent TX Consumers in Rate/Rule/Judicial/Legislative Hearings.		
A.1.1. Strategy: PARTICIPATE IN RATES/RULES/FORMS Participate in Rate/Rule/Form/Judicial/Legislative Proceedings.	\$ 1,299,521	\$ 1,297,824
B. Goal: INCREASE CONSUMER CHOICE Increase Consumer Choice-Educate Texas Insurance Consumers.		
B.1.1. Strategy: INSURANCE INFORMATION Provide Consumers with Information to Make Informed Choices.	\$ 319,518	\$ 319,718
C. Goal: SALARY ADJUSTMENTS		
C.1.1. Strategy: SALARY ADJUSTMENTS	<u>\$ 34,766</u>	<u>\$ 70,966</u>
Grand Total, OFFICE OF PUBLIC INSURANCE COUNSEL	<u>\$ 1,653,805</u>	<u>\$ 1,688,508</u>
Object-of-Expense Informational Listing:		
Salaries and Wages	\$ 1,404,834	\$ 1,470,327
Other Personnel Costs	52,750	52,750
Professional Fees and Services	78,950	76,750
Consumable Supplies	1,750	1,750
Utilities	2,700	2,700
Travel	1,350	1,350
Rent - Machine and Other	5,750	5,750

OFFICE OF PUBLIC INSURANCE COUNSEL
(Continued)

Other Operating Expense	105,721	77,131
Total, Object-of-Expense Informational Listing	\$ 1,653,805	\$ 1,688,508

Estimated Allocations for Employee Benefits and Debt Service Appropriations Made Elsewhere in this Act:

<u>Employee Benefits</u>		
Retirement	\$ 131,348	\$ 137,647
Group Insurance	189,529	195,946
Social Security	104,977	110,045
Total, Estimated Allocations for Employee Benefits and Debt Service Appropriations Made Elsewhere in this Act	\$ 425,854	\$ 443,638

1. Performance Measure Targets. The following is a listing of the key performance target levels for the Office of Public Insurance Counsel. It is the intent of the Legislature that appropriations made by this Act be utilized in the most efficient and effective manner possible to achieve the intended mission of the Office of Public Insurance Counsel. In order to achieve the objectives and service standards established by this Act, the Office of Public Insurance Counsel shall make every effort to attain the following designated key performance target levels associated with each item of appropriation.

	2024	2025
A. Goal: REPRESENT TX INSURANCE CONSUMERS		
Outcome (Results/Impact):		
Percentage of Rates, Rules, and Policy Forms Changed as a Result of OPIC Participation	90%	90%
A.1.1. Strategy: PARTICIPATE IN RATES/RULES/FORMS		
Output (Volume):		
Number of Policy Form Filings Analyzed	88	88
Number of Rules Filings Analyzed	28	28
Number of Rate Filings Analyzed	168	168
Number of Responses to Legislative Request for Research or Information	10	25
B. Goal: INCREASE CONSUMER CHOICE		
Outcome (Results/Impact):		
Percentage of Texas Insurance Consumers Reached by OPIC Outreach Efforts	50%	50%
B.1.1. Strategy: INSURANCE INFORMATION		
Output (Volume):		
Number of Report Cards and Publications Produced and Distributed	3,000,000	3,000,000
Total Number of Public Presentations or Communications by OPIC	2,000	2,000

DEPARTMENT OF LICENSING AND REGULATION

	For the Years Ending	
	August 31, 2024	August 31, 2025
Method of Financing:		
General Revenue Fund ^{1, 2}	\$ 76,143,678	\$ 44,676,701
<u>General Revenue Fund - Dedicated</u>		
Motorcycle Education Account No. 501	\$ 929,915	\$ 929,915
Barbering and Cosmetology School Tuition Protection Account No. 5192	85,000	85,000
Subtotal, General Revenue Fund - Dedicated	\$ 1,014,915	\$ 1,014,915
<u>Other Funds</u>		
Appropriated Receipts	\$ 7,189,263	\$ 7,189,263
Auctioneer Education and Recovery Trust Fund No. 898	25,000	25,000
Subtotal, Other Funds	\$ 7,214,263	\$ 7,214,263
Total, Method of Financing	\$ 84,372,856	\$ 52,905,879

DEPARTMENT OF LICENSING AND REGULATION
(Continued)

Other Direct and Indirect Costs Appropriated Elsewhere in this Act	\$ 13,927,883	\$ 14,459,159
---	---------------	---------------

This bill pattern represents an estimated 100% of this agency's estimated total available funds for the biennium.

Number of Full-Time-Equivalents (FTE): ^{1,2}	586.2	590.7
---	-------	-------

Schedule of Exempt Positions:

Executive Director, Group 6	\$190,000	\$190,000
-----------------------------	-----------	-----------

Items of Appropriation:

A. Goal: LICENSING

License, Certify, and Register Qualified Individuals and Businesses.

A.1.1. Strategy: LICENSE, REGISTER AND CERTIFY Issue Licenses, Registrations, & Certificates to Qualified Individuals.	\$ 5,118,131	\$ 5,136,672
A.1.2. Strategy: LICENSE BUSINESSES AND FACILITIES^{1,2}	1,563,159	1,619,263
A.1.3. Strategy: EXAMINATIONS/CONTINUING EDUCATION Administer Exams to Applicants.	2,204,287	2,211,462
A.1.4. Strategy: CUSTOMER SERV¹ Provide Customer Service.	2,801,704	2,869,953
A.1.5. Strategy: TEXAS.GOV Texas.gov. Estimated and Nontransferable.	650,000	650,000

Total, Goal A: LICENSING	\$ 12,337,281	\$ 12,487,350
---------------------------------	---------------	---------------

B. Goal: ENFORCEMENT

Protect the Public by Enforcing Laws Administered by the Agency.

B.1.1. Strategy: CONDUCT INSPECTIONS^{1,2} Enforce Laws by Conducting Routine, Complex, and Special Inspections.	\$ 15,121,982	\$ 14,608,649
B.1.2. Strategy: BUILDING PLAN REVIEWS Perform Building Plan Reviews.	1,036,982	1,041,168
B.1.3. Strategy: RESOLVE COMPLAINTS² Enforce Compliance by Settlement, Prosecution, Penalty and Sanction.	5,426,116	5,420,683
B.1.4. Strategy: INVESTIGATION^{1,2} Investigate Complaints.	4,120,371	4,287,422

Total, Goal B: ENFORCEMENT	\$ 25,705,451	\$ 25,357,922
-----------------------------------	---------------	---------------

C. Goal: INDIRECT ADMINISTRATION

C.1.1. Strategy: CENTRAL ADMINISTRATION²	\$ 4,817,946	\$ 4,806,539
C.1.2. Strategy: INFORMATION RESOURCES	38,905,106	5,848,092
C.1.3. Strategy: OTHER SUPPORT SERVICES	850,427	850,427

Total, Goal C: INDIRECT ADMINISTRATION	\$ 44,573,479	\$ 11,505,058
---	---------------	---------------

D. Goal: SALARY ADJUSTMENTS

D.1.1. Strategy: SALARY ADJUSTMENTS	\$ 1,756,645	\$ 3,555,549
--	--------------	--------------

Grand Total, DEPARTMENT OF LICENSING AND REGULATION	\$ 84,372,856	\$ 52,905,879
--	---------------	---------------

Object-of-Expense Informational Listing:

Salaries and Wages	\$ 37,177,719	\$ 39,217,947
Other Personnel Costs	823,330	883,911
Professional Fees and Services	2,520,860	2,363,954
Fuels and Lubricants	76,000	76,000
Consumable Supplies	90,752	91,472
Utilities	130,300	130,850
Travel	1,247,400	1,250,201
Rent - Building	1,712,496	1,769,548
Rent - Machine and Other	108,030	108,683

DEPARTMENT OF LICENSING AND REGULATION
(Continued)

Other Operating Expense	7,503,117	6,929,733
Capital Expenditures	32,982,852	83,580
Total, Object-of-Expense Informational Listing	\$ 84,372,856	\$ 52,905,879

Estimated Allocations for Employee Benefits and Debt Service Appropriations Made Elsewhere in this Act:

Employee Benefits

Retirement	\$ 3,122,596	\$ 3,312,678
Group Insurance	5,461,158	5,577,295
Social Security	2,634,579	2,788,570
Benefits Replacement	11,378	9,091

Total, Estimated Allocations for Employee Benefits and Debt Service Appropriations Made Elsewhere in this Act

	\$ 11,229,711	\$ 11,687,634
--	----------------------	----------------------

1. Performance Measure Targets. The following is a listing of the key performance target levels for the Department of Licensing and Regulation. It is the intent of the Legislature that appropriations made by this Act be utilized in the most efficient and effective manner possible to achieve the intended mission of the Department of Licensing and Regulation. In order to achieve the objectives and service standards established by this Act, the Department of Licensing and Regulation shall make every effort to attain the following designated key performance target levels associated with each item of appropriation.

	2024	2025
A. Goal: LICENSING		
Outcome (Results/Impact):		
Percent of Licensees with No Recent Violations	99%	99%
Percent of Licenses Who Renew Online	97%	97%
Percent of New Individual Licenses Issued Online	92%	92%
A.1.1. Strategy: LICENSE, REGISTER AND CERTIFY		
Output (Volume):		
Number of New Licenses Issued to Individuals	136,708	138,458
Number of Licenses Renewed for Individuals	323,506	327,833
Explanatory:		
Total Number of Licenses Held by Individuals	663,947	670,586
A.1.2. Strategy: LICENSE BUSINESSES AND FACILITIES		
Explanatory:		
Total Number of Licenses Held by Businesses	245,040	247,491
B. Goal: ENFORCEMENT		
Outcome (Results/Impact):		
Percent of Complaints Closed within Six Months	65%	60%
Inspection Coverage Rate	85%	86%
B.1.1. Strategy: CONDUCT INSPECTIONS		
Output (Volume):		
Total Number of Inspections Completed	295,485	299,546
B.1.3. Strategy: RESOLVE COMPLAINTS		
Output (Volume):		
Number of Complaints Closed	11,353	11,403
B.1.4. Strategy: INVESTIGATION		
Explanatory:		
Number of Complaints Opened	11,488	11,563

2. Capital Budget. None of the funds appropriated may be expended for capital budget items except as listed below. The amounts shown below shall be expended only for the purposes shown and are not available for expenditure for other purposes. Amounts appropriated above and identified in this provision as appropriations either for "Lease Payments to the Master Lease Purchase Program" or for items with a "(MLPP)" notation shall be expended only for the purpose of making lease-purchase payments to the Texas Public Finance Authority pursuant to the provisions of Government Code Section 1232.103.

	2024	2025
a. Acquisition of Information Resource Technologies		
(1) Purchase of Information Resource Technologies - Scheduled PC Replacement	\$ 82,852	\$ 83,580
b. Data Center/Shared Technology Services		
(1) Data Center Consolidation	\$ 1,584,357	\$ 1,422,926

DEPARTMENT OF LICENSING AND REGULATION
(Continued)

c. Legacy Modernization		
(1) Acquire a Modern and Comprehensive Licensing System	\$ 32,900,000	\$ 0
Total, Capital Budget	<u>\$ 34,567,209</u>	<u>\$ 1,506,506</u>
Method of Financing (Capital Budget):		
General Revenue Fund	\$ 34,567,209	\$ 1,506,506
Total, Method of Financing	<u>\$ 34,567,209</u>	<u>\$ 1,506,506</u>

- 3. Contingent Appropriation: Travel Expenses and Fee Reimbursement for Boiler Inspections.** Funds appropriated above include reimbursements for travel expenses and special inspection fees collected pursuant to Health and Safety Code Section 755.030, Boilers Fees. Contingent upon certification by the Department of Licensing and Regulation and verification by the Comptroller all fees collected in excess of \$312,600 each year of the biennium (estimated to be \$0) are appropriated to the Texas Department of Licensing and Regulation for the same purpose. The Department of Licensing and Regulation shall provide the Legislative Budget Board with a copy of the certification and any verification by the Comptroller within 10 business days.
- 4. Contingent Appropriation: Elevators, Escalators and Related Equipment.** Out of the General Revenue appropriated above, \$1,608,659 in each year of the biennium, is appropriated from fees collected pursuant to Health and Safety Code, Chapter 754, Subchapter B (Object Code 3175), for the purposes of administering and enforcing laws relating to elevators, escalators and related equipment, as set out in Chapter 754, Health and Safety Code. Contingent upon certification by the Department of Licensing and Regulation and verification by the Comptroller any fees collected above this annual amount (estimated to be \$256,898) are appropriated to the Department of Licensing and Regulation for the same purpose. The Department of Licensing and Regulation shall provide the Legislative Budget Board with a copy of the certification and any verification by the Comptroller within 10 business days.
- 5. Contingent Appropriation: Combative Sports Regulation.** In addition to the amounts appropriated above, the Department of Licensing and Regulation is appropriated \$30,000 out of funds collected by the agency and deposited to the General Revenue Fund during each fiscal year for the 2024-25 biennium, for each combative sports event managed by the department for which ticket sales exceed \$2,000,000 (estimated to be one event) contingent upon the Department of Licensing and Regulation assessing fees and taxes sufficient to generate \$30,000 for each such combative sports event. The Department of Licensing and Regulation shall complete all necessary actions to assess or increase such additional revenue. If the Comptroller finds the information sufficient to support the projection of increased revenues, a finding of fact shall be issued and the contingent appropriation shall be made available for the intended purpose.
- 6. Auctioneer Education and Recovery.** Funds appropriated above in Strategy B.1.3, Resolve Complaints, include all revenue deposited to the Auctioneer Education and Recovery Trust Fund for the purpose and in the amounts specified in Subchapter D, Chapter 1802, Occupations Code, not to exceed \$25,000 in each fiscal year from the Auctioneer Education and Recovery Trust Fund.
- 7. Barbering and Cosmetology School Tuition Protection Account.** Out of the amounts appropriated above to the Texas Department of Licensing and Regulation in Strategy A.1.3, Examinations/Continuing Education, the amounts of \$85,000 in fiscal year 2024 and \$85,000 in fiscal year 2025 are from the GR-Dedicated Barbering and Cosmetology School Tuition Protection Account No. 5192, for the purpose of paying expenses and refunds authorized by the department under the provisions of Occupations Code Section 1603.3608. The Department of Licensing and Regulation, upon completion of necessary actions to assess or increase additional fees, shall furnish copies of the Department of Licensing and Regulation's minutes and other information supporting the estimated revenues to be generated for the 2024-25 biennium under the revised fee structure to the Comptroller of Public Accounts. Any unexpended balances as of August 31, 2024, in appropriations made to the Texas Department of Licensing and Regulation for this purpose are appropriated for the same purpose for the fiscal year beginning September 1, 2024.
- 8. Reimbursement of Advisory Committee Members for Travel Expenses.**³ Pursuant to Government Code Section 2110.004, reimbursement of expenses for advisory committee members, out of funds appropriated above, is limited to the following advisory committees: Air

DEPARTMENT OF LICENSING AND REGULATION
(Continued)

Conditioning and Refrigeration Contractors Advisory Board; Advisory Board of Athletic Trainers; Architectural Barriers Advisory Committee; Auctioneer Advisory Board; Barbering and Cosmetology Advisory Board; Behavior Analysts Advisory Board; Board of Boiler Rules; Combative Sports Advisory Board; Code Enforcement Advisory Board; Dietitians Advisory Board; Driver Training and Traffic Safety Advisory Committee; Dyslexia Therapists and Practitioners Advisory Committee; Electrical Safety and Licensing Advisory Board; Elevator Advisory Board; Hearing Instrument Fitters and Dispensers Advisory Board; Texas Industrial Building Code Council; Licensed Breeders Advisory Committee; Massage Therapy Advisory Board; Midwives Advisory Board; Motor Fuel Metering and Quality Advisory Board; Motorcycle Safety Advisory Board; Orthotists and Prosthetists Advisory Board; Podiatric Medical Examiners Advisory Board; Property Tax Consultants Advisory Council; Registered Sanitarian Advisory Committee; Speech-Language Pathologist and Audiologist Advisory Board; Texas Tax Professional Advisory Committee; Towing and Storage Advisory Board; Used Automotive Parts Recycling Advisory Board; Water Well Drillers Advisory Council; and Weather Modification Advisory Committee.

Contingent on the enactment of Senate Bill 1213, or similar legislation relating to the establishment of the Mold Assessment and Remediation Advisory Board under the Texas Department of Licensing and Regulation, by the Eighty-Eighth Legislature, Regular Session, the Mold Assessment and Remediation Advisory Board is included as an advisory committee whose members are eligible for reimbursement of travel expenses.

- 9. Judgments and Settlements.** Notwithstanding Article IX, Section 16.04 of this Act, payment of judgments or settlements, including attorney's fees, resulting from actions brought under Title 42 United States Code Section 1983 that arise from claims challenging the validity or constitutionality of a state law and prosecuted or defended by the Office of the Attorney General that are obtained against the Texas Department of Licensing and Regulation or the Texas Commission of Licensing and Regulation, or any individual(s) acting in their official capacity on behalf of the Texas Department of Licensing and Regulation, shall be paid out by the Comptroller and not from funds appropriated to the Texas Department of Licensing and Regulation or the Texas Commission of Licensing and Regulation.
- 10. Combative Sports Program Attendance.** The Department of Licensing and Regulation shall maintain a list of any employee of the department, commissioner of the department, and/or guest of the department/commission who attends a combative sports event in the State of Texas with complimentary or reduced rate tickets provided by the promoter or attends the event in the technical zone. The list shall include the date of the event and the face value of the ticket for the event.
- 11. Human Trafficking Prevention.** Notwithstanding Article VIII, Special Provisions Relating to all Regulatory Agencies, Sec. 2, Appropriations Limited to Revenue Collections, out of funds appropriated above for the Department of Licensing and Regulation, \$1,511,967 in General Revenue and 22.0 full-time equivalent (FTE) positions for fiscal year 2024, and \$1,489,931 in General Revenue and 22.0 FTE for fiscal year 2025 shall be used for inspections and enforcement actions by the Texas Department of Licensing and Regulation and its Anti-Trafficking Unit to combat human trafficking in the department's regulated programs.
- 12. Financial Crimes Intelligence Center.** Notwithstanding Article VIII, Special Provisions Relating to all Regulatory Agencies, Sec. 2, Appropriations Limited to Revenue Collections, out of funds appropriated above to the Department of Licensing and Regulation, \$4,292,805 for fiscal year 2024 and \$3,383,658 for fiscal year 2025 from General Revenue shall be used to fund the Financial Crimes Intelligence Center as required by Chapter 2312, Occupations Code.
- 13. Motorcycle Operator Safety and Training.** Amounts appropriated above in Strategy A.1.1, Issue Licenses, Registrations, & Certificates to Qualified Individuals; Strategy A.1.3, Administer Exams to Applicants; Strategy A.1.4, Provide Customer Service; and Strategy C.1.3, Other Support Services, together include a total of \$256,441 each fiscal year from the Motorcycle Education Account No. 501 for transfer to the Texas A&M Engineering Extension Service to be used for the development and administration of a motorcycle operator training and safety instruction program, and a total of \$287,500 from the Motorcycle Education Account No. 501 each fiscal year for transfer to the Texas A&M Transportation Institute to be used for motorcycle safety research, advocacy, and education.

DEPARTMENT OF LICENSING AND REGULATION
(Continued)

14. Modern and Comprehensive Licensing System. Notwithstanding Article VIII, Special Provisions Relating to all Regulatory Agencies, Sec. 2, Appropriations Limited to Revenue Collections, out of funds appropriated above to the Texas Department of Licensing and Regulation in Strategy C.1.2, Information Resources, \$32,900,000 for fiscal year 2024 from General Revenue shall be used to develop a cloud-based, standardized licensing platform.

¹ Incorporates Article IX, Section 18.48, of this Act, due to enactment of SB 1001, 88th Legislature, Regular Session, relating to the regulation of electric vehicle supply equipment; requiring an occupational registration; authorizing fees; authorizing an administrative penalty, resulting in increases of \$284,761 in FY 2025 out of General Revenue and 4.5 FTEs in FY 2025.

² Incorporates Article IX, Section 18.59, of this Act, due to enactment of SB 1414, 88th Legislature, Regular Session, relating to the temporary regulation of the practice of veterinary medicine by the Texas Department of Licensing and Regulation, resulting in increases of \$1,027,296 in FY 2024 and \$943,221 in FY 2025 out of General Revenue and increases of 9.0 FTEs in FY 2024 and 9.0 FTEs in FY 2025.

³ SB1213, 88th Legislature, Regular Session, passed and was enacted.

TEXAS MEDICAL BOARD

	For the Years Ending	
	August 31, 2024	August 31, 2025
Method of Financing:		
General Revenue Fund	\$ 17,952,053	\$ 16,397,130
<u>General Revenue Fund - Dedicated</u>		
Public Assurance Account No. 5105	\$ 4,203,216	\$ 4,203,216
Texas Physicians Health Program Fund No. 5147	425,508	379,808
Subtotal, General Revenue Fund - Dedicated	\$ 4,628,724	\$ 4,583,024
<u>Other Funds</u>		
Appropriated Receipts	\$ 375,000	\$ 375,000
Interagency Contracts	19,835	19,835
Subtotal, Other Funds	\$ 394,835	\$ 394,835
Total, Method of Financing	\$ 22,975,612	\$ 21,374,989
Other Direct and Indirect Costs Appropriated Elsewhere in this Act	\$ 5,534,264	\$ 5,519,036
This bill pattern represents an estimated 100% of this agency's estimated total available funds for the biennium.		
Number of Full-Time-Equivalents (FTE):	260.0	260.0
Schedule of Exempt Positions:		
Executive Director, Group 5	\$174,776	\$174,776
Salary Supplement	12,300	12,300
Items of Appropriation:		
A. Goal: LICENSURE		
Protect the Public through Licensure of Qualified Practitioners.		
A.1.1. Strategy: LICENSING	\$ 5,900,939	\$ 5,288,720
Conduct a Timely, Efficient, Cost-effective Licensure Process.		
B. Goal: ENFORCE ACTS		
Protect the Public with Investigations, Discipline and Education.		
B.1.1. Strategy: ENFORCEMENT	\$ 10,985,285	\$ 9,865,688
Conduct Competent, Fair, Timely Investigations and Monitor Results.		
B.1.2. Strategy: PHYSICIAN HEALTH PROGRAM	766,990	717,800

TEXAS MEDICAL BOARD
(Continued)

B.2.1. Strategy: PUBLIC EDUCATION Provide Programs to Educate the Public and Licensees.	528,782	451,145
Total, Goal B: ENFORCE ACTS	\$ 12,281,057	\$ 11,034,633
C. Goal: INDIRECT ADMINISTRATION		
C.1.1. Strategy: INDIRECT ADMIN Indirect Administration - Licensing.	\$ 1,301,866	\$ 1,173,289
C.1.2. Strategy: INDIRECT ADMIN Indirect Administration - Enforcement.	2,752,211	2,440,758
Total, Goal C: INDIRECT ADMINISTRATION	\$ 4,054,077	\$ 3,614,047
D. Goal: SALARY ADJUSTMENTS		
D.1.1. Strategy: SALARY ADJUSTMENTS	\$ 739,539	\$ 1,437,589
Grand Total, TEXAS MEDICAL BOARD	\$ 22,975,612	\$ 21,374,989
Object-of-Expense Informational Listing:		
Salaries and Wages	\$ 15,152,554	\$ 15,501,580
Other Personnel Costs	269,696	278,782
Professional Fees and Services	1,869,432	1,754,711
Fuels and Lubricants	3,612	3,777
Consumable Supplies	116,720	128,914
Utilities	255,269	293,331
Travel	99,731	101,492
Rent - Building	25,187	26,150
Rent - Machine and Other	45,920	47,461
Other Operating Expense	2,710,538	2,713,268
Capital Expenditures	2,426,953	525,523
Total, Object-of-Expense Informational Listing	\$ 22,975,612	\$ 21,374,989
Estimated Allocations for Employee Benefits and Debt Service Appropriations Made Elsewhere in this Act:		
<u>Employee Benefits</u>		
Retirement	\$ 1,337,945	\$ 1,377,610
Group Insurance	2,440,487	2,488,430
Social Security	1,150,347	1,182,849
Benefits Replacement	1,966	1,571
Total, Estimated Allocations for Employee Benefits and Debt Service Appropriations Made Elsewhere in this Act	\$ 4,930,745	\$ 5,050,460

1. Performance Measure Targets. The following is a listing of the key performance target levels for the Texas Medical Board. It is the intent of the Legislature that appropriations made by this Act be utilized in the most efficient and effective manner possible to achieve the intended mission of the Texas Medical Board. In order to achieve the objectives and service standards established by this Act, the Texas Medical Board shall make every effort to attain the following designated key performance target levels associated with each item of appropriation.

	2024	2025
A. Goal: LICENSURE		
A.1.1. Strategy: LICENSING		
Output (Volume):		
Number of New Non-Compact Licenses Issued to Individuals (Physicians)	5,273	5,428
Number of Texas Licenses Issued to Out-of-State Physicians through the Interstate Medical Licensure Compact	782	805
Number of Initial Letters of Qualification Issued to Texas Physicians who Seek to Enter into the Interstate Medical Licensure Compact Program	775	797
Number of New Licenses Issued to Individuals (Allied Health Professionals)	5,579	5,743
Number of Non-Compact Licenses Renewed (Individuals) (Physicians)	52,154	53,680
Number of Texas Interstate Medical Licensure Compact Licenses Registered or Renewed by Out-of-State Physicians	634	652

TEXAS MEDICAL BOARD
(Continued)

Number of Licenses Renewed (Individuals) (Allied Health Professional)	29,355	30,236
Efficiencies:		
Average Number of Days for Individual License Issuance - Non-Compact Physicians	35	35
Average Number of Days for Individual License Issuance to Out-of-State- Physicians through the Interstate Medical Licensure Compact	15	15
Average Number of Days for Letter of Qualification Issuance	30	30
Explanatory:		
Total Number of Individuals Licensed (Non-Compact Physicians)	99,910	102,907
Total Number of Physicians Participating in the Interstate Medical Licensure Compact with Texas as State of Principal License	0	0
Total Number of Physicians Participating in the Interstate Medical Licensure Compact with an Out-of-State State of Principal License	0	0
B. Goal: ENFORCE ACTS		
Outcome (Results/Impact):		
Percent of Complaints Resulting in Disciplinary Action (Physician)	10%	10%
Percent of Complaints Resulting in Disciplinary Action (Allied Health Professionals)	10%	10%
Percent of Complaints Resulting in Remedial Action: (Physician)	8%	8%
Percent of Complaints Resulting in Remedial Action (Allied Health Professionals)	2%	2%
B.1.1. Strategy: ENFORCEMENT		
Output (Volume):		
Number of Complaints Resolved (Physicians)	1,829	1,882
Number of Complaints Resolved (Allied Health Professionals)	324	333
Efficiencies:		
Average Time for Complaint Resolution (Physician) (Days)	310	310
Explanatory:		
Number of Jurisdictional Complaints Received and Filed (Physicians)	1,790	1,843
Number of Jurisdictional Complaints Received and Filed (Allied Health Professionals)	316	325
B.1.2. Strategy: PHYSICIAN HEALTH PROGRAM		
Output (Volume):		
Number of Physicians Voluntarily Participating in the Physician Health Program	219	226
Number of Allied Health Professionals Voluntarily Participating in the Physician Health Program	14	15
Number of Physicians Ordered to Participate in the Physician Health Program	311	320
Number of Allied Health Professionals Ordered to Participate in the Physician Health Program	127	130

2. Capital Budget. None of the funds appropriated above may be expended for capital budget items except as listed below. The amounts shown below shall be expended only for the purposes shown and are not available for expenditure for other purposes. Amounts appropriated above and identified in this provision as appropriations either for "Lease Payments to the Master Lease Purchase Program" or for items with a "(MLPP)" notation shall be expended only for the purpose of making lease-purchase payments to the Texas Public Finance Authority pursuant to the provisions of Government Code Section 1232.103.

	2024	2025
a. Acquisition of Information Resource Technologies		
(1) George H.W. Bush State Office Building Agency Relocation - Phase II	\$ 450,000	\$ 0
(2) Website Update and Refresh Project	350,000	50,000
(3) Server, Storage and Network Lifecycle Replacement	127,805	27,500
(4) Software License Renewals and Acquisitions	185,908	185,908
(5) Hardware Lifecycle Replacement	64,050	61,200
(6) Database Lifecycle Replacement and Infrastructure Enhancements	572,000	72,000
(7) E-File Document Management System	100,000	50,000

TEXAS MEDICAL BOARD
(Continued)

(8) Customer Service Engagement System	200,000	100,000
(9) Records Retention Scanning Project	<u>425,000</u>	<u>0</u>
Total, Acquisition of Information Resource Technologies	\$ 2,474,763	\$ 546,608
b. Cybersecurity		
(1) Cybersecurity	<u>\$ 107,190</u>	<u>\$ 78,915</u>
Total, Capital Budget	<u>\$ 2,581,953</u>	<u>\$ 625,523</u>
Method of Financing (Capital Budget):		
General Revenue Fund	\$ 2,547,903	\$ 616,573
GR Dedicated - Texas Physicians Health Program Fund No. 5147	<u>\$ 34,050</u>	<u>\$ 8,950</u>
Total, Method of Financing	<u>\$ 2,581,953</u>	<u>\$ 625,523</u>

3. Salary Supplementation. In addition to the amount specified in the schedule of exempt positions for the salary of the Executive Director, the Texas Medical Board may approve a salary supplement not to exceed \$12,300 annually if the Executive Director is a medical doctor and an attorney.

4. Contingency for Behavioral Health Funds. Notwithstanding appropriation authority granted above, the Comptroller of Public Accounts shall not allow the expenditure of General Revenue-Related behavioral health funds for the Texas Medical Board in Strategy B.1.2, Physician Health Program, in fiscal year 2024 or fiscal year 2025, as identified in Art. IX, Sec. 10.04, Statewide Behavioral Health Strategic Plan and Coordinated Expenditures, if the Legislative Budget Board provides notification to the Comptroller of Public Accounts that the agency's planned expenditure of those funds in fiscal year 2024 or fiscal year 2025 does not satisfy the requirements of Art. IX, Sec. 10.04, Statewide Behavioral Health Strategic Plan and Coordinated Expenditures.

5. Unexpended Balance Appropriation: Texas Physician Health Program. Unexpended balances remaining as of August 31, 2024, from appropriations made to the Texas Medical Board in Strategy B.1.2, Physician Health Program, in the 2024-2025 biennium are appropriated to the Texas Medical Board for the fiscal year beginning September 1, 2024, for the same purpose (estimated to be \$0).

TEXAS BOARD OF NURSING

	For the Years Ending	
	August 31, 2024	August 31, 2025
	<u> </u>	<u> </u>
Method of Financing:		
General Revenue Fund	\$ 11,194,933	\$ 11,646,006
Appropriated Receipts	<u>\$ 3,999,401</u>	<u>\$ 3,999,401</u>
Total, Method of Financing	<u>\$ 15,194,334</u>	<u>\$ 15,645,407</u>
Other Direct and Indirect Costs Appropriated Elsewhere in this Act	\$ 2,961,793	\$ 2,954,235
This bill pattern represents an estimated 100% of this agency's estimated total available funds for the biennium.		
Number of Full-Time-Equivalents (FTE):	141.7	138.7
Schedule of Exempt Positions:		
Executive Director, Group 5	\$171,547	\$171,547

TEXAS BOARD OF NURSING
(Continued)

Items of Appropriation:

A. Goal: LICENSING

Accredit, Examine, and License Nurse Education and Practice.

A.1.1. Strategy: LICENSING	\$ 7,459,808	\$ 7,459,065
Operate Efficient System of Nursing Credential Verification.		
A.1.2. Strategy: TEXAS.GOV	594,902	594,903
Texas.gov. Estimated and Nontransferable.		
A.2.1. Strategy: ACCREDITATION	699,231	699,231
Accredit Programs That Include Essential Competencies Curricula.		
Total, Goal A: LICENSING	\$ 8,753,941	\$ 8,753,199

B. Goal: PROTECT PUBLIC

Protect Public and Enforce Nursing Practice Act.

B.1.1. Strategy: ADJUDICATE VIOLATIONS	\$ 3,620,658	\$ 3,620,658
Administer System of Enforcement and Adjudication.		
B.1.2. Strategy: PEER ASSISTANCE	1,005,458	1,005,458
Identify, Refer and Assist Those Nurses Whose Practice Is Impaired.		
Total, Goal B: PROTECT PUBLIC	\$ 4,626,116	\$ 4,626,116

C. Goal: INDIRECT ADMINISTRATION

C.1.1. Strategy: INDIRECT ADMIN - LICENSING	\$ 625,611	\$ 625,612
Indirect Administration for Licensing Programs.		
C.1.2. Strategy: INDIRECT ADMIN - ENFORCEMENT	314,671	314,672
Indirect Administration for Enforcement and Adjudication Programs.		
Total, Goal C: INDIRECT ADMINISTRATION	\$ 940,282	\$ 940,284

D. Goal: SALARY ADJUSTMENTS

D.1.1. Strategy: SALARY ADJUSTMENTS	\$ 448,995	\$ 900,808
--	------------	------------

E. Goal: REGULATORY RESPONSE

E.1.1. Strategy: REGULATORY RESPONSE	\$ 425,000	\$ 425,000
---	------------	------------

Grand Total, TEXAS BOARD OF NURSING	\$ 15,194,334	\$ 15,645,407
--	---------------	---------------

Object-of-Expense Informational Listing:

Salaries and Wages	\$ 9,343,525	\$ 9,795,338
Other Personnel Costs	172,890	172,890
Professional Fees and Services	1,000,334	999,590
Consumable Supplies	52,000	52,000
Utilities	20,000	20,000
Travel	108,000	108,000
Rent - Building	17,800	17,800
Rent - Machine and Other	22,000	22,000
Other Operating Expense	4,400,185	4,402,189
Capital Expenditures	57,600	55,600
Total, Object-of-Expense Informational Listing	\$ 15,194,334	\$ 15,645,407

Estimated Allocations for Employee Benefits and Debt Service Appropriations Made Elsewhere in this Act:

Employee Benefits

Retirement	\$ 840,035	\$ 887,836
Group Insurance	1,222,359	1,242,648
Social Security	657,696	696,045
Benefits Replacement	4,549	3,635

Total, Estimated Allocations for Employee Benefits and Debt Service Appropriations Made Elsewhere in this Act	\$ 2,724,639	\$ 2,830,164
--	--------------	--------------

1. Performance Measure Targets. The following is a listing of the key performance target levels for the Texas Board of Nursing. It is the intent of the Legislature that appropriations made by this Act be utilized in the most efficient and effective manner possible to achieve the intended

TEXAS BOARD OF NURSING
(Continued)

mission of the Texas Board of Nursing. In order to achieve the objectives and service standards established by this Act, the Texas Board of Nursing shall make every effort to attain the following designated key performance target levels associated with each item of appropriation.

	2024	2025
A. Goal: LICENSING		
Outcome (Results/Impact):		
Percentage of Licensees with No Recent Violations (RN)	99%	99%
Percent of Licensees Who Renew Online (RN)	100%	100%
Percent of New Individual Licenses Issued Online (RN)	100%	100%
Percentage of Licensees with No Recent Violations (LVN)	99%	99%
Percent of Licensees Who Renew Online (LVN)	100%	100%
Percent of New Individual Licenses Issued Online (LVN)	100%	100%
Percentage of Licensees with No Recent Violations (APRN)	99%	99%
Percent of Licensees Who Renew Online (APRN)	100%	100%
Percent Of New Individual Licenses Issues Online (APRN)	100%	100%
A.1.1. Strategy: LICENSING		
Output (Volume):		
Number of New Licenses Issued to Individuals (RN)	25,000	25,000
Number of Individual Licenses Renewed (RN)	166,000	166,000
Number of New Licenses Issued to Individuals (LVN)	4,800	4,800
Number of Individual Licenses Renewed (LVN)	47,500	47,500
Number of New Licenses Issued to Individuals (APRN)	5,000	5,000
Number of Individual Licenses Renewed (APRN)	17,000	17,000
B. Goal: PROTECT PUBLIC		
Outcome (Results/Impact):		
Percent of Complaints Resulting in Disciplinary Action (RN)	10%	10%
Percent of Complaints Resulting in Disciplinary Action (LVN)	10%	10%
Percent of Complaints Resulting in Disciplinary Action (APRN)	10%	10%
B.1.1. Strategy: ADJUDICATE VIOLATIONS		
Output (Volume):		
Number of Complaints Resolved (RN)	9,000	9,000
Number of Complaints Resolved (LVN)	4,000	4,000
Number of Complaints Resolved (APRN)	1,000	1,000
Efficiencies:		
Average Time for Complaint Resolution (Days) (RN)	100	100
Average Time for Complaint Resolution (Days) (LVN)	100	100
Average Time for Complaint Resolution (APRN)	130	130
Explanatory:		
Number of Jurisdictional Complaints Received (RN)	9,000	9,000
Number of Jurisdictional Complaints Received (LVN)	4,000	4,000
Number of Jurisdictional Complaints Received (APRN)	1,000	1,000
B.1.2. Strategy: PEER ASSISTANCE		
Output (Volume):		
Number of Licensed Individuals Participating in a Peer Assistance Program (RN)	500	500
Number of Licensed Individuals Participating in a Peer Assistance Program (LVN)	100	100
Number of Licensed Individuals in Peer Assistance Program (APRN)	50	50

2. Capital Budget. None of the funds appropriated above may be expended for capital budget items except as listed below. The amounts shown below shall be expended only for the purposes shown and are not available for expenditure for other purposes. Amounts appropriated above and identified in this provision as appropriations either for "Lease Payments to the Master Lease Purchase Program" or for items with a "(MLPP)" notation shall be expended only for the purpose of making lease-purchase payments to the Texas Public Finance Authority pursuant to the provisions of Government Code Section 1232.103.

	2024	2025
a. Acquisition of Information Resource Technologies		
(1) PC Replacement	\$ 57,600	\$ 55,600
b. Data Center/Shared Technology Services		
(1) Capital Complex Data Center Transition	\$ 188,176	\$ 188,176
Total, Capital Budget	\$ 245,776	\$ 243,776
Method of Financing (Capital Budget):		
General Revenue Fund	\$ 245,776	\$ 243,776
Total, Method of Financing	\$ 245,776	\$ 243,776

TEXAS BOARD OF NURSING
(Continued)

- 3. Texas Center for Nursing Workforce Studies Funding.** Out of amounts appropriated above in Strategy A.1.1, Licensing, \$739,550 in General Revenue in fiscal year 2024 and \$750,550 in General Revenue in fiscal year 2025 is appropriated to the Board of Nursing to enter into an Interagency Contract with the Department of State Health Services to provide \$411,550 in funding each fiscal year for the Texas Center for Nursing Workforce Studies and \$328,000 in fiscal year 2024 and \$339,000 in fiscal year 2025 to support the grant program to reduce workplace violence against nurses.
- 4. Contingency for Behavioral Health Funds.** Notwithstanding appropriation authority granted above, the Comptroller of Public Accounts shall not allow the expenditure of General Revenue-Related behavioral health funds for the Board of Nursing in Strategy B.1.2, Peer Assistance Program, in fiscal year 2024 or fiscal year 2025, as identified in Art. IX, Sec. 10.04, Statewide Behavioral Health Strategic Plan and Coordinated Expenditures, if the Legislative Budget Board provides notification to the Comptroller of Public Accounts that the agency's planned expenditure of those funds in fiscal year 2024 or fiscal year 2025 does not satisfy the requirements of Art. IX, Sec. 10.04, Statewide Behavioral Health Strategic Plan and Coordinated Expenditures.
- 5. Regulatory Response.** Amounts appropriated above to the Texas Board of Nursing include an amount not to exceed \$425,000 each fiscal year in General Revenue in Strategy E.1.1, Regulatory Response, and 6.0 Full-Time-Equivalents (FTE) positions in fiscal year 2024 and 3.0 FTE positions in fiscal year 2025 contingent upon a finding of fact by the Texas Board of Nursing that additional resources are needed for the regulation of licensed vocational nurses, registered nurses, and advanced practice nurses. These amounts are to be expended by the agency to address issues identified in the finding of fact.

None of the funds appropriated in Strategy E.1.1, Regulatory Response, above may be expended and none of the 6.0 Full-Time-Equivalents (FTE) positions in fiscal year 2024 and 3.0 FTEs in fiscal year 2025 included above in the "Number of Full Time-Equivalents (FTE)" may be used by the Texas Board of Nursing unless:

- (a) The Texas Board of Nursing files a written copy of the finding of fact referenced above with the Office of the Governor and the Legislative Budget Board; and
- (b) neither the Office of the Governor nor the Legislative Budget Board issues a written disapproval not later than:
 - (1) the 10th business day after the date the staff of the Legislative Budget Board concludes its reviews of findings of fact and forwards those findings of fact along with the conclusions or comments of the Legislative Budget Board staff to the Chair of the House Appropriations Committee, Chair of the Senate Finance Committee, Speaker of the House, and Lieutenant Governor; and
 - (2) the 10th business day of the receipt of the finding of fact by the Governor.

The Texas Board of Nursing, upon completion of necessary actions to assess or increase additional fees in the amount of \$425,000 each fiscal year in excess of the \$14,772,680 each fiscal year (Object Code 3560), contained in the Comptroller of Public Accounts' Biennial Revenue Estimate for fiscal years 2024 and 2025, shall furnish copies of the Board's minutes and other information supporting the estimated revenue to be generated under the revised fee structure to the Comptroller of Public Accounts, and the Comptroller shall assess whether the information is sufficient to support the projection of increased revenues and issues a finding of fact to that effect.

It is the intent of the Legislature that these funds not be included in base level funding requests for the fiscal year 2026-27 biennium.

OPTOMETRY BOARD

	For the Years Ending	
	August 31, 2024	August 31, 2025
Method of Financing:		
General Revenue Fund	\$ 514,751	\$ 533,170
<u>Other Funds</u>		
Appropriated Receipts	\$ 8,000	\$ 8,000
Interagency Contracts	37,321	37,321
Subtotal, Other Funds	\$ 45,321	\$ 45,321
Total, Method of Financing	\$ 560,072	\$ 578,491
Other Direct and Indirect Costs Appropriated Elsewhere in this Act	\$ 179,349	\$ 181,000
This bill pattern represents an estimated 100% of this agency's estimated total available funds for the biennium.		
Number of Full-Time-Equivalents (FTE):	7.0	7.0
Schedule of Exempt Positions:		
Executive Director, Group 2	\$103,984	\$107,237
Items of Appropriation:		
A. Goal: LICENSURE AND ENFORCEMENT		
Manage Quality Program of Examination and Licensure, Enforce Statutes.		
A.1.1. Strategy: LICENSURE AND ENFORCEMENT	\$ 358,913	\$ 362,107
Operate an Efficient & Comprehensive Licensure & Enforcement System.		
A.1.2. Strategy: TEXAS.GOV	23,345	23,345
Texas.gov. Estimated and Nontransferable.		
A.1.3. Strategy: NATIONAL PRACTITIONER DATA BANK	9,092	9,092
National Practitioner Data Bank. Estimated and Nontransferable.		
A.1.4. Strategy: INDIRECT ADMINISTRATION	104,905	104,905
A.1.5. Strategy: PEER ASSISTANCE	47,000	47,000
Provide a Peer Assistance Program for Licensed Individuals.		
Total, Goal A: LICENSURE AND ENFORCEMENT	\$ 543,255	\$ 546,449
B. Goal: SALARY ADJUSTMENTS		
B.1.1. Strategy: SALARY ADJUSTMENTS	\$ 16,817	\$ 32,042
Grand Total, OPTOMETRY BOARD	\$ 560,072	\$ 578,491
Object-of-Expense Informational Listing:		
Salaries and Wages	\$ 372,935	\$ 391,413
Other Personnel Costs	26,815	26,815
Professional Fees and Services	70,655	70,655
Consumable Supplies	2,500	2,500
Utilities	2,000	2,000
Travel	15,500	15,500
Rent - Building	500	500
Rent - Machine and Other	2,000	2,000
Other Operating Expense	67,167	67,108
Total, Object-of-Expense Informational Listing	\$ 560,072	\$ 578,491
Estimated Allocations for Employee Benefits and Debt Service Appropriations Made Elsewhere in this Act:		
<u>Employee Benefits</u>		
Retirement	\$ 31,312	\$ 32,967
Group Insurance	75,047	76,923

OPTOMETRY BOARD
(Continued)

Social Security	27,398	28,747
Total, Estimated Allocations for Employee Benefits and Debt Service Appropriations Made Elsewhere in this Act	\$ 133,757	\$ 138,637

1. Performance Measure Targets. The following is a listing of the key performance target levels for the Optometry Board. It is the intent of the Legislature that appropriations made by this Act be utilized in the most efficient and effective manner possible to achieve the intended mission of the Optometry Board. In order to achieve the objectives and service standards established by this Act, the Optometry Board shall make every effort to attain the following designated key performance target levels associated with each item of appropriation.

	2024	2025
A. Goal: LICENSURE AND ENFORCEMENT		
Outcome (Results/Impact):		
Percent of Licensees with No Recent Violations	98%	98%
Percent of Licensees Who Renew Online	90%	90%
A.1.1. Strategy: LICENSURE AND ENFORCEMENT		
Output (Volume):		
Number of New Licenses Issued to Individuals	189	189
Number of Licenses Renewed (Individuals)	2,500	2,500
Number of Complaints Resolved	140	140
Number of Investigations Conducted	63	63
Efficiencies:		
Average Time for Complaint Resolution (Days)	115	115
A.1.5. Strategy: PEER ASSISTANCE		
Output (Volume):		
Number of Licensed Individuals Participating in a Peer Assistance Program	2	2

2. Contingency for Behavioral Health Funds. Notwithstanding appropriation authority granted above, the Comptroller of Public Accounts shall not allow the expenditure of General Revenue-Related behavioral health funds for the Optometry Board in Strategy A.1.5, Peer Assistance, in fiscal year 2024 or fiscal year 2025, as identified in Art. IX, Sec. 10.04, Statewide Behavioral Health Strategic Plan and Coordinated Expenditures, if the Legislative Budget Board provides notification to the Comptroller of Public Accounts that the agency's planned expenditure of those funds in fiscal year 2024 or fiscal year 2025 does not satisfy the requirements of Art. IX, Sec. 10.04, Statewide Behavioral Health Strategic Plan and Coordinated Expenditures.

3. National Practitioner Data Bank. The Optometry Board is appropriated for the purpose of recovering costs associated with querying a national practitioner database pursuant to Occupations Code Section 351.2526 all fees assessed and collected for this purpose by the Optometry Board, estimated to be \$9,092 in General Revenue in fiscal year 2024 and \$9,092 in General Revenue in fiscal year 2025 and included in amounts appropriated above in Strategy A.1.3, National Practitioner Data Bank.

BOARD OF PHARMACY

	For the Years Ending	
	August 31, 2024	August 31, 2025
Method of Financing:		
General Revenue Fund	\$ 15,213,067	\$ 14,589,053
Appropriated Receipts	\$ 214,015	\$ 214,015
Total, Method of Financing	\$ 15,427,082	\$ 14,803,068
Other Direct and Indirect Costs Appropriated Elsewhere in this Act	\$ 2,738,468	\$ 2,759,373

This bill pattern represents an estimated 100% of this agency's estimated total available funds for the biennium.

Number of Full-Time-Equivalents (FTE):	117.0	117.0
--	-------	-------

BOARD OF PHARMACY
(Continued)

Schedule of Exempt Positions:

Executive Director, Group 4	\$148,923	\$156,336
-----------------------------	-----------	-----------

Items of Appropriation:

A. Goal: MAINTAIN STANDARDS

Establish and Maintain Standards for Pharmacy Education and Practice.

A.1.1. Strategy: LICENSING Operate an Application and Renewal Licensure System.	\$ 1,063,148	\$ 1,069,943
A.1.2. Strategy: TEXAS.GOV Texas.gov. Estimated and Nontransferable.	251,106	251,106

Total, Goal A: MAINTAIN STANDARDS	\$ 1,314,254	\$ 1,321,049
--	--------------	--------------

B. Goal: ENFORCE REGULATIONS

Protect Public Health by Enforcing All Laws Relating to Practice.

B.1.1. Strategy: ENFORCEMENT Operate System of Inspection Assistance Education.	\$ 5,703,221	\$ 5,709,073
B.1.2. Strategy: PEER ASSISTANCE Provide a Peer Assistance Program for Licensed Individuals.	359,181	359,181
B.1.3. Strategy: PRESCRIPTION MONITORING PROGRAM	6,738,092	5,750,149

Total, Goal B: ENFORCE REGULATIONS	\$ 12,800,494	\$ 11,818,403
---	---------------	---------------

C. Goal: INDIRECT ADMINISTRATION

C.1.1. Strategy: LICENSING - INDIRECT ADMINISTRATION	\$ 127,968	\$ 128,504
C.1.2. Strategy: ENFORCEMENT-INDIRECT ADMINISTRATION	813,415	816,505

Total, Goal C: INDIRECT ADMINISTRATION	\$ 941,383	\$ 945,009
---	------------	------------

D. Goal: SALARY ADJUSTMENTS

D.1.1. Strategy: SALARY ADJUSTMENTS	\$ 370,951	\$ 718,607
--	------------	------------

Grand Total, BOARD OF PHARMACY	\$ 15,427,082	\$ 14,803,068
---------------------------------------	---------------	---------------

Object-of-Expense Informational Listing:

Salaries and Wages	\$ 7,216,611	\$ 7,571,682
Other Personnel Costs	215,114	224,654
Professional Fees and Services	6,123,942	5,135,998
Fuels and Lubricants	25,000	25,000
Consumable Supplies	17,625	17,625
Utilities	26,000	26,000
Travel	53,500	53,500
Rent - Building	4,250	4,250
Rent - Machine and Other	14,400	14,400
Other Operating Expense	1,730,640	1,729,959

Total, Object-of-Expense Informational Listing	\$ 15,427,082	\$ 14,803,068
---	---------------	---------------

Estimated Allocations for Employee Benefits and Debt Service Appropriations Made Elsewhere in this Act:

Employee Benefits

Retirement	\$ 641,904	\$ 678,558
Group Insurance	1,188,945	1,212,900
Social Security	538,015	567,694
Benefits Replacement	3,269	2,612

Total, Estimated Allocations for Employee Benefits and Debt Service Appropriations Made Elsewhere in this Act	\$ 2,372,133	\$ 2,461,764
--	--------------	--------------

1. Performance Measure Targets. The following is a listing of the key performance target levels for the Board of Pharmacy. It is the intent of the Legislature that appropriations made by this Act be utilized in the most efficient and effective manner possible to achieve the intended

BOARD OF PHARMACY
(Continued)

mission of the Board of Pharmacy. In order to achieve the objectives and service standards established by this Act, the Board of Pharmacy shall make every effort to attain the following designated key performance target levels associated with each item of appropriation.

	2024	2025
A. Goal: MAINTAIN STANDARDS		
Outcome (Results/Impact):		
Percent of Licensees with No Recent Violations	95%	95%
Percent of Licensees Who Renew Online	95%	95%
A.1.1. Strategy: LICENSING		
Output (Volume):		
Number of New Licenses Issued to Individuals	2,000	2,000
Number of Licenses Renewed (Individuals)	19,500	19,500
Explanatory:		
Total Number of Business Facilities Licensed	8,350	8,350
B. Goal: ENFORCE REGULATIONS		
Outcome (Results/Impact):		
Percent of Complaints Resulting in Disciplinary Action	10%	10%
B.1.1. Strategy: ENFORCEMENT		
Output (Volume):		
Number of Jurisdictional Complaints Resolved	5,420	5,420
Efficiencies:		
Average Resolution Time for Resolving Jurisdictional Complaints (Days)	150	150
Explanatory:		
Number of Jurisdictional Complaints Received	5,500	5,500
B.1.2. Strategy: PEER ASSISTANCE		
Output (Volume):		
Number of Individuals Participating in a Peer Assistance Program	160	160

2. **Controlled Substance Forfeiture Program.** In addition to amounts appropriated above, proceeds from the sale of forfeited property or similar monetary awards related to the Board of Pharmacy's participation in the seizure of controlled substances or other contraband (Object Code 3582), are hereby appropriated to the Board of Pharmacy to be used for enforcement purposes. Any funds unexpended at the close of fiscal year 2024 are appropriated for fiscal year 2025. Any unexpended funds (estimated to be \$0) at the close of fiscal year 2023 collected under federal or state forfeiture programs, proceeds from the sale of forfeited property or similar monetary awards related to the Board of Pharmacy's participation in the seizure of controlled substances or other contraband are appropriated for fiscal year 2024.

3. **Contingency for Behavioral Health Funds.** Notwithstanding appropriation authority granted above, the Comptroller of Public Accounts shall not allow the expenditure of General Revenue-Related behavioral health funds for the Board of Pharmacy in Strategy B.1.2, Peer Assistance Program, and Strategy B.1.3, Prescription Monitoring Program, in fiscal year 2024 or fiscal year 2025, as identified in Art. IX, Sec. 10.04, Statewide Behavioral Health Strategic Plan and Coordinated Expenditures, if the Legislative Budget Board provides notification to the Comptroller of Public Accounts that the agency's planned expenditure of those funds in fiscal year 2024 or fiscal year 2025 does not satisfy the requirements of Art. IX, Sec. 10.04, Statewide Behavioral Health Strategic Plan and Coordinated Expenditures.

4. **Appropriation of Official Prescription Form Fees.** Out of the amounts appropriated above to the Board of Pharmacy from Appropriated Receipts in Strategy B.1.3, Prescription Monitoring Program, the amounts of \$200,000 in fiscal year 2024 and \$200,000 in fiscal year 2025 are for the production, printing, and sale of official prescription forms pursuant to Health and Safety Code Section 481.075 from fees collected from the sale of official prescription forms. In addition to amounts appropriated above in Strategy B.1.3, Prescription Monitoring Program, any additional fees collected from the sale of official prescription forms for the production, printing, and sale of official prescription forms are appropriated for the same purpose. Any unobligated or unexpended balances of these funds remaining as of August 31, 2024, are appropriated in the fiscal year beginning September 1, 2024, for the same purpose.

5. **Prescription Monitoring Program.** Amounts appropriated above in Strategy B.1.3, Prescription Monitoring Program, include \$3,700,750 in fiscal year 2024 and \$3,700,750 in fiscal year 2025 in General Revenue Funds to implement Narxcare and Statewide Integration. These amounts are exempt from Article VIII, Special Provisions Relating to all Regulatory Agencies, Sec. 2, Appropriations Limited to Revenue Collections.

**EXECUTIVE COUNCIL OF PHYSICAL THERAPY &
OCCUPATIONAL THERAPY EXAMINERS**

	For the Years Ending	
	August 31, 2024	August 31, 2025
Method of Financing:		
General Revenue Fund	\$ 1,718,305	\$ 1,641,344
Appropriated Receipts	\$ 119,967	\$ 119,967
Total, Method of Financing	\$ 1,838,272	\$ 1,761,311
Other Direct and Indirect Costs Appropriated Elsewhere in this Act	\$ 531,883	\$ 539,735
This bill pattern represents an estimated 100% of this agency's estimated total available funds for the biennium.		
Number of Full-Time-Equivalents (FTE):	21.0	21.0
Schedule of Exempt Positions:		
Executive Director, Group 2	\$112,779	\$116,508
Items of Appropriation:		
A. Goal: LICENSING		
License Physical and Occupational Therapists.		
A.1.1. Strategy: OPERATE LICENSING SYSTEM	\$ 1,034,261	\$ 889,250
Issue and Renew Licenses.		
A.1.2. Strategy: TEXAS.GOV	177,180	177,180
Texas.gov. Estimated and Nontransferable.		
Total, Goal A: LICENSING	\$ 1,211,441	\$ 1,066,430
B. Goal: ENFORCEMENT		
Promote Compliance and Enforce PT and OT Practice Acts and Rules.		
B.1.1. Strategy: ADMINISTER ENFORCEMENT	\$ 557,912	\$ 568,337
Enforce the Physical Therapy and Occupational Therapy Practice Acts.		
C. Goal: INDIRECT ADMINISTRATION		
C.1.1. Strategy: LICENSING INDIRECT ADMINISTRATION	\$ 4,109	\$ 4,109
C.1.2. Strategy: ENFORCEMENT INDIRECT ADMINISTRATION	2,739	2,739
Total, Goal C: INDIRECT ADMINISTRATION	\$ 6,848	\$ 6,848
D. Goal: SALARY ADJUSTMENTS		
D.1.1. Strategy: SALARY ADJUSTMENTS	\$ 62,071	\$ 119,696
Grand Total, EXECUTIVE COUNCIL OF PHYSICAL THERAPY & OCCUPATIONAL THERAPY EXAMINERS	\$ 1,838,272	\$ 1,761,311
Object-of-Expense Informational Listing:		
Salaries and Wages	\$ 1,218,081	\$ 1,301,052
Other Personnel Costs	45,971	45,971
Professional Fees and Services	6,490	6,490
Consumable Supplies	7,000	7,000
Utilities	7,000	7,000
Travel	35,000	35,000
Rent - Building	400	400
Other Operating Expense	518,330	358,398
Total, Object-of-Expense Informational Listing	\$ 1,838,272	\$ 1,761,311
Estimated Allocations for Employee Benefits and Debt Service Appropriations Made Elsewhere in this Act:		
<u>Employee Benefits</u>		
Retirement	\$ 122,873	\$ 129,045

**EXECUTIVE COUNCIL OF PHYSICAL THERAPY &
OCCUPATIONAL THERAPY EXAMINERS**

(Continued)

Group Insurance	247,619	253,329
Social Security	<u>96,895</u>	<u>101,849</u>

Total, Estimated Allocations for Employee Benefits and Debt Service Appropriations Made Elsewhere in this Act	<u>\$ 467,387</u>	<u>\$ 484,223</u>
--	-------------------	-------------------

1. Performance Measure Targets. The following is a listing of the key performance target levels for the Executive Council of Physical Therapy & Occupational Therapy Examiners. It is the intent of the Legislature that appropriations made by this Act be utilized in the most efficient and effective manner possible to achieve the intended mission of the Executive Council of Physical Therapy & Occupational Therapy Examiners. In order to achieve the objectives and service standards established by this Act, the Executive Council of Physical Therapy & Occupational Therapy Examiners shall make every effort to attain the following designated key performance target levels associated with each item of appropriation.

	<u>2024</u>	<u>2025</u>
A. Goal: LICENSING		
Outcome (Results/Impact):		
Percent of Licensees with No Recent Violations: Physical Therapy	99%	99%
Percent of Licensees with No Recent Violations: Occupational Therapy	99%	99%
Percent of Licensees Who Renew Online	94%	94%
Percent of New Individual Licenses Issued Online	95%	95%
A.1.1. Strategy: OPERATE LICENSING SYSTEM		
Output (Volume):		
Number of New Licenses Issued to Individuals: Physical Therapy	2,200	2,300
Number of New Licenses Issued to Individuals: Occupational Therapy	1,350	1,375
Number of Licenses Renewed (Individuals): Physical Therapy	13,000	13,100
Number of Licenses Renewed (Individuals): Occupational Therapy	7,500	7,550
B. Goal: ENFORCEMENT		
Outcome (Results/Impact):		
Percent of Complaints Resulting in Disciplinary Action: Physical Therapy	11%	11%
Percent of Complaints Resulting in Disciplinary Action: Occupational Therapy	15%	15%
B.1.1. Strategy: ADMINISTER ENFORCEMENT		
Output (Volume):		
Number of Complaints Resolved: Physical Therapy	650	650
Number of Complaints Resolved: Occupational Therapy	420	420
Efficiencies:		
Average Time for Complaint Resolution: Physical Therapy (Days)	105	105
Average Time for Complaint Resolution: Occupational Therapy (Days)	109	109
Explanatory:		
Number of Jurisdictional Complaints Received: Physical Therapy	730	730
Number of Jurisdictional Complaints Received: Occupational Therapy	490	490

BOARD OF PLUMBING EXAMINERS

	For the Years Ending	
	<u>August 31, 2024</u>	<u>August 31, 2025</u>
Method of Financing:		
General Revenue Fund	\$ 3,875,808	\$ 3,932,358
Appropriated Receipts	<u>\$ 25,600</u>	<u>\$ 25,600</u>
Total, Method of Financing	<u>\$ 3,901,408</u>	<u>\$ 3,957,958</u>

BOARD OF PLUMBING EXAMINERS

(Continued)

Other Direct and Indirect Costs Appropriated Elsewhere in this Act	\$	1,000,878	\$	1,009,414
---	----	-----------	----	-----------

This bill pattern represents an estimated 100% of this agency's estimated total available funds for the biennium.

Number of Full-Time-Equivalents (FTE):	51.0	51.0
---	------	------

Schedule of Exempt Positions:		
Executive Director, Group 3	\$124,982	\$129,377

Items of Appropriation:

A. Goal: ENSURE PUBLIC SAFETY/PLUMBING

Ensure Public Health by Licensing and Registering Plumbers.

A.1.1. Strategy: EXAMINE AND LICENSE PLUMBERS	\$	1,669,375	\$	1,655,832
Administer Competency Examinations, Issue and Renew Licenses.				

A.1.2. Strategy: TEXAS.GOV	155,000	155,000
Texas.gov. Estimated and Nontransferable.		

A.1.3. Strategy: INSPECTIONS AND ENFORCEMENT	1,347,298	1,300,887
Inspect and Monitor Job Sites, Investigate and Resolve Complaints.		

A.1.4. Strategy: CONSUMER EDUCATION/PUBLIC AWARENESS	<u>149,644</u>	<u>150,286</u>
Consumer Education and Public Awareness.		

Total, Goal A: ENSURE PUBLIC SAFETY/PLUMBING	\$	3,321,317	\$	3,262,005
---	----	-----------	----	-----------

B. Goal: INDIRECT ADMINISTRATION

B.1.1. Strategy: INDIRECT ADMIN - EXAM/LICENSE	\$	253,666	\$	244,307
Indirect Administration - Exam/License.				

B.1.2. Strategy: INDIRECT ADMIN - INSPECT/ENFORCE	<u>192,278</u>	<u>193,888</u>
Indirect Administration - Inspections/Enforcement.		

Total, Goal B: INDIRECT ADMINISTRATION	\$	445,944	\$	438,195
---	----	---------	----	---------

C. Goal: SALARY ADJUSTMENTS

C.1.1. Strategy: SALARY ADJUSTMENTS	<u>\$</u>	<u>134,147</u>	<u>\$</u>	<u>257,758</u>
--	-----------	----------------	-----------	----------------

Grand Total, BOARD OF PLUMBING EXAMINERS	<u>\$</u>	<u>3,901,408</u>	<u>\$</u>	<u>3,957,958</u>
---	-----------	------------------	-----------	------------------

Object-of-Expense Informational Listing:

Salaries and Wages	\$	2,651,127	\$	2,781,881
Other Personnel Costs		51,375		52,594
Professional Fees and Services		93,156		93,159
Fuels and Lubricants		16,000		16,000
Consumable Supplies		23,550		28,550
Utilities		53,774		56,443
Travel		67,500		67,500
Rent - Building		359,255		374,750
Rent - Machine and Other		8,250		8,250
Other Operating Expense		<u>577,421</u>		<u>478,831</u>

Total, Object-of-Expense Informational Listing	<u>\$</u>	<u>3,901,408</u>	<u>\$</u>	<u>3,957,958</u>
---	-----------	------------------	-----------	------------------

Estimated Allocations for Employee Benefits and Debt Service Appropriations Made Elsewhere in this Act:

Employee Benefits

Retirement	\$	223,072	\$	235,881
Group Insurance		526,410		539,092
Social Security		<u>189,470</u>		<u>199,860</u>

Total, Estimated Allocations for Employee Benefits and Debt Service Appropriations Made Elsewhere in this Act	<u>\$</u>	<u>938,952</u>	<u>\$</u>	<u>974,833</u>
--	-----------	----------------	-----------	----------------

1. Performance Measure Targets. The following is a listing of the key performance target levels for the Board of Plumbing Examiners. It is the intent of the Legislature that appropriations made by this Act be utilized in the most efficient and effective manner possible to achieve the

BOARD OF PLUMBING EXAMINERS
(Continued)

intended mission of the Board of Plumbing Examiners. In order to achieve the objectives and service standards established by this Act, the Board of Plumbing Examiners shall make every effort to attain the following designated key performance target levels associated with each item of appropriation.

	2024	2025
A. Goal: ENSURE PUBLIC SAFETY/PLUMBING		
Outcome (Results/Impact):		
Percentage of Complaints Resolved Resulting in Disciplinary Action	57%	60%
Percentage of Licensees/Registrants with No Recent Violations	98%	98%
Percent of Licensees and Registrants Who Renew Online	90%	90%
Percent of New Individual Licenses, Registrations and Endorsements Issued Online	68%	68%
A.1.1. Strategy: EXAMINE AND LICENSE PLUMBERS		
Output (Volume):		
Number of New Licenses, Registrations and Endorsements Issued	13,200	13,500
Number of Licenses, Registrations and Endorsements Renewed	45,000	45,300
A.1.3. Strategy: INSPECTIONS AND ENFORCEMENT		
Output (Volume):		
Total Number of Compliance Checks Performed	10,000	10,000
Number of Investigations Conducted	850	900
Number of Complaints Resolved	900	950
Explanatory:		
Percentage of Compliance Checks Found with Violations	4%	4%

2. Capital Budget. Funds appropriated above may be expended for capital budget items listed below. The amounts identified for each item may be adjusted or expended on other capital expenditures, subject to the aggregate dollar restrictions on capital budget expenditures provided in the general provisions of this Act.

	2024	2025
a. Data Center/Shared Technology Services		
(1) Department of Information Resources - Data Center Consolidation	\$ 18,820	\$ 18,784
 Total, Capital Budget	\$ 18,820	\$ 18,784
 Method of Financing (Capital Budget):		
General Revenue Fund	\$ 18,820	\$ 18,784
 Total, Method of Financing	\$ 18,820	\$ 18,784

3. Surplus Property. Notwithstanding Article IX, Section 8.03, Surplus Property, one hundred percent of the receipts to the Board of Plumbing Examiners from the sale of scrap metal is appropriated to the Board for the purpose of providing materials necessary to conduct licensing examinations during the biennium in which the receipts are received.

RACING COMMISSION

	For the Years Ending	
	August 31, 2024	August 31, 2025
Method of Financing:		
General Revenue Fund	\$ 1,313,350	\$ 1,444,685
GR Dedicated - Texas Racing Commission Account No. 597	\$ 5,186,030	\$ 5,308,782
Texas-bred Incentive Fund No. 327, estimated	\$ 2,530,000	\$ 2,500,000
Total, Method of Financing	\$ 9,029,380	\$ 9,253,467
 Other Direct and Indirect Costs Appropriated Elsewhere in this Act		
	\$ 1,522,937	\$ 1,534,421

RACING COMMISSION
(Continued)

This bill pattern represents an estimated 26.8% of this agency's estimated total available funds for the biennium.

Number of Full-Time-Equivalents (FTE):	57.3	57.3
Schedule of Exempt Positions:		
Executive Director, Group 3	\$139,851	\$142,335
Items of Appropriation:		
A. Goal: ENABLE INDUSTRY GROWTH		
Enable Industry Growth Through Modernization of Licensing Services.		
A.1.1. Strategy: MODERNIZE LICENSING SERVICES	\$ 767,158	\$ 767,158
A.1.2. Strategy: CRIMINAL HISTORY & BACKGROUND CHECK Criminal History And Background Checks. Estimated And Nontransferable.	90,000	90,000
A.1.3. Strategy: TEXAS.GOV Texas.gov. Estimated and Nontransferable.	<u>10,000</u>	<u>10,000</u>
Total, Goal A: ENABLE INDUSTRY GROWTH	\$ 867,158	\$ 867,158
B. Goal: PROTECT RACING SAFETY & INTEGRITY		
Protect The Integrity And Safety of Texas Racing.		
B.1.1. Strategy: DETER, INVESTIGATE, AND ADJUDICATE Deter, Investigate, And Adjudicate Violations of The Texas Racing Act.	\$ 948,430	\$ 948,429
B.1.2. Strategy: WAGERING INTEGRITY AND SECURITY Increase the Integrity and Security of Pari-mutuel Wagering.	465,459	465,459
B.1.3. Strategy: PREVENT INJURIES/EMERGENCY RESPONSE Prevent Injuries and Respond to Medical Emergencies.	563,797	563,796
B.1.4. Strategy: ADMINISTER DRUG TESTS Administer Drug Tests to Detect Prohibited Substances in Competitors.	<u>1,510,677</u>	<u>1,642,012</u>
Total, Goal B: PROTECT RACING SAFETY & INTEGRITY	\$ 3,488,363	\$ 3,619,696
C. Goal: INDIRECT ADMINISTRATION		
C.1.1. Strategy: CENTRAL ADMIN & OTHER SUPPORT SVCS Central Administration and Other Support Services.	\$ 1,400,306	\$ 1,402,790
C.1.2. Strategy: INFORMATION RESOURCES	<u>619,595</u>	<u>616,993</u>
Total, Goal C: INDIRECT ADMINISTRATION	\$ 2,019,901	\$ 2,019,783
D. Goal: TEXAS BRED INCENTIVE PROGRAM		
Texas Bred Incentive Fund Administration.		
D.1.1. Strategy: TEXAS BRED INCENTIVE PROGRAM Allocate Texas Bred Incentive Funds. Estimated and Nontransferable.	\$ 2,530,000	\$ 2,500,000
E. Goal: SALARY ADJUSTMENTS		
E.1.1. Strategy: SALARY ADJUSTMENTS	<u>123,958</u>	<u>246,830</u>
Grand Total, RACING COMMISSION	<u><u>\$ 9,029,380</u></u>	<u><u>\$ 9,253,467</u></u>
Object-of-Expense Informational Listing:		
Salaries and Wages	\$ 3,732,308	\$ 3,857,664
Other Personnel Costs	82,340	82,340
Professional Fees and Services	1,724,566	1,853,299
Consumable Supplies	15,200	15,198
Utilities	15,000	15,000
Travel	149,000	149,000
Rent - Machine and Other	2,000	2,000
Debt Service	618,340	618,340

RACING COMMISSION
(Continued)

Other Operating Expense	160,626	160,626
Grants	2,530,000	2,500,000
Total, Object-of-Expense Informational Listing	\$ 9,029,380	\$ 9,253,467

Estimated Allocations for Employee Benefits and Debt Service Appropriations Made Elsewhere in this Act:

<u>Employee Benefits</u>		
Retirement	\$ 444,590	\$ 505,088
Group Insurance	1,005,558	1,095,750
Social Security	376,972	425,834
Benefits Replacement	631	504

Total, Estimated Allocations for Employee Benefits and Debt Service Appropriations Made Elsewhere in this Act	\$ 1,827,751	\$ 2,027,176
--	---------------------	---------------------

1. Performance Measure Targets. The following is a listing of the key performance target levels for the Racing Commission. It is the intent of the Legislature that appropriations made by this Act be utilized in the most efficient and effective manner possible to achieve the intended mission of the Racing Commission. In order to achieve the objectives and service standards established by this Act, the Racing Commission shall make every effort to attain the following designated key performance target levels associated with each item of appropriation.

	2024	2025
A. Goal: ENABLE INDUSTRY GROWTH		
A.1.1. Strategy: MODERNIZE LICENSING SERVICES		
Output (Volume):		
Number of New Occupational Licenses Issued	1,800	1,800
Number of Occupational Licenses Renewed	4,000	4,000
B. Goal: PROTECT RACING SAFETY & INTEGRITY		
Outcome (Results/Impact):		
Percent of Race Horses that Sustain a Catastrophic Injury	0.08%	0.08%
Percent of Greyhounds that Sustain a Catastrophic Injury	0	0
B.1.1. Strategy: DETER, INVESTIGATE, AND ADJUDICATE		
Output (Volume):		
Number of Racetrack Inspections	4	4
Number of Occupational Licenses Suspended or Revoked	15	15
Number of Investigations Completed	25	25
B.1.2. Strategy: WAGERING INTEGRITY AND SECURITY		
Explanatory:		
Total Take to the State Treasury from Pari-Mutuel Wagering on Live and Simulcast Races	2,568,224	2,568,224
B.1.3. Strategy: PREVENT INJURIES/EMERGENCY RESPONSE		
Output (Volume):		
Number of Horses Inspected Pre-race	12,000	12,000
Number of Greyhounds Inspected Pre-race	0	0

2. Capital Budget. None of the funds appropriated above may be expended for capital budget items except as listed below. The amounts shown below shall be expended only for the purposes shown and are not available for expenditure for other purposes.

	2024	2025
a. Data Center/Shared Technology Services		
(1) Data Center Services	\$ 117,716	\$ 115,114
Total, Capital Budget	\$ 117,716	\$ 115,114
Method of Financing (Capital Budget):		
GR Dedicated - Texas Racing Commission Account No. 597	\$ 117,716	\$ 115,114
Total, Method of Financing	\$ 117,716	\$ 115,114

3. Texas Bred Incentive Program Receipts. The amounts appropriated above in Strategy D.1.1, Texas Bred Incentive Program, from the Texas-bred Incentive Fund No. 327 are estimated amounts set aside by the Texas Racing Act pursuant to Occupations Code, Sections 2028.101, 2028.103, 2028.105, 2028.154, and 2028.202 for the Texas Bred Incentive Program. Any

RACING COMMISSION

(Continued)

additional revenue set aside by the Texas Racing Act pursuant to Occupations Code, Sections 2028.101, 2028.103, 2028.105, 2028.154, and 2028.202 for the Texas Bred Incentive Program (estimated to be \$0) is appropriated to the Racing Commission in Strategy D.1.1, Texas Bred Incentive Program, in each fiscal year of the 2024-25 biennium.

None of the funds appropriated above for Texas Bred Incentive Program Awards may be expended for payments to a member serving on the commission. The Racing Commission shall take all necessary steps to ensure compliance with this provision.

4. Criminal History Checks and Background Checks.

- a. Funds appropriated above in Strategy A.1.2, Criminal History and Background Check, from GR Dedicated - Texas Racing Commission Account No. 597 (estimated to be \$90,000 in fiscal year 2024 and \$90,000 in fiscal year 2025) are for the purpose of reimbursing the Department of Public Safety (DPS), Federal Bureau of Investigation (FBI), and/or any other entity authorized to conduct criminal history background checks for costs incurred in conducting criminal history checks or background checks on individuals seeking to transfer ownership interest in an existing racetrack license and on Racing Commission license applicants and renewals. Any additional revenue received from occupational and business license fees to cover the costs of criminal history checks or background checks (estimated to be \$0) is appropriated to Strategy A.1.2, Criminal History and Background Check, for the purpose of reimbursing the DPS, FBI, and/or any other entity authorized to conduct criminal history background checks.
- b. Before May 31, 2024, the Racing Commission shall submit a report to the Legislative Budget Board, in a format prescribed by the Legislative Budget Board, that details the amount collected and expended on criminal history checks and background checks to date and the amount the agency is projecting to collect and expend on criminal history checks and background checks for the remainder of the 2024-25 biennium.
- c. Any appropriation authority identified in subsection (a) of this rider not used for criminal history checks or background checks shall be lapsed by the Racing Commission.

5. Witness Fees. From the appropriations made above, the Texas Racing Commission may pay the witness fees and travel expenses of out-of-state witnesses, subject to the advance, written approval of the Executive Director, for the law violation under investigation.

6. Recruitment and Retention Payments. In accordance with Article IX, Section 3.06, of this Act, and with the approval of the Executive Director, the Racing Commission may pay an individual a recruitment or retention bonus as provided by Government Code, Section 659.262.

7. Moving Expenses. Notwithstanding any other provision of this Act, and with the approval of the Executive Director, the Racing Commission may use appropriated funds to pay the reasonable, necessary, and resulting costs of moving the household goods and effects of an employee of the Racing Commission who is transferred from one designated field office or headquarters to another so long as the Racing Commission determines that the best interests of the State will be served by such transfer.

8. Commissioner Travel. Notwithstanding any other provision of this Act, the Racing Commission may not expend more than \$5,000 each fiscal year for payment or reimbursement for expenses related to the travel of the seven appointed members of the Texas Racing Commission.

9. State Contribution to Group Insurance for Retired Employees of the Racing Commission. Notwithstanding the provisions of Article IX, Section 6.08, subsection (a), of this Act, the state contribution to group health insurance coverage for retired employees of the Racing Commission shall be paid from the General Revenue Fund.

SECURITIES BOARD

	For the Years Ending	
	August 31, 2024	August 31, 2025
Method of Financing:		
General Revenue Fund	\$ 9,428,816	\$ 9,376,626
Total, Method of Financing	<u>\$ 9,428,816</u>	<u>\$ 9,376,626</u>
Other Direct and Indirect Costs Appropriated Elsewhere in this Act	\$ 2,724,561	\$ 2,631,375
This bill pattern represents an estimated 100% of this agency's estimated total available funds for the biennium.		
Number of Full-Time-Equivalents (FTE):	93.0	93.0
Schedule of Exempt Positions:		
Securities Commissioner, Group 5	\$177,836	\$177,836
Items of Appropriation:		
A. Goal: PROTECT INVESTORS		
Protect Investors and Assure Access to Capital for Business.		
A.1.1. Strategy: LAW ENFORCEMENT	\$ 3,431,839	\$ 3,252,867
Investigate Violations, Coordinate Appropriate Action by Authorities.		
A.2.1. Strategy: SECURITIES REGISTRATION	496,410	474,715
Review Security Documentation for Conformity.		
A.3.1. Strategy: DEALER REGISTRATION	496,209	472,396
Perform Extensive Review of Applications and Submissions.		
A.4.1. Strategy: INSPECT RECORDS	<u>2,199,976</u>	<u>2,109,494</u>
Inspect Dealer & Investment Adviser Records for Regulatory Compliance.		
Total, Goal A: PROTECT INVESTORS	\$ 6,624,434	\$ 6,309,472
B. Goal: INDIRECT ADMINISTRATION		
B.1.1. Strategy: CENTRAL ADMINISTRATION	\$ 1,963,643	\$ 1,901,893
B.1.2. Strategy: INFORMATION TECHNOLOGY	<u>521,217</u>	<u>514,301</u>
Total, Goal B: INDIRECT ADMINISTRATION	\$ 2,484,860	\$ 2,416,194
C. Goal: SALARY ADJUSTMENTS		
C.1.1. Strategy: SALARY ADJUSTMENTS	<u>\$ 319,522</u>	<u>\$ 650,960</u>
Grand Total, SECURITIES BOARD	<u>\$ 9,428,816</u>	<u>\$ 9,376,626</u>
Object-of-Expense Informational Listing:		
Salaries and Wages	\$ 7,791,622	\$ 7,796,593
Other Personnel Costs	274,541	274,541
Professional Fees and Services	325,160	321,760
Consumable Supplies	22,125	22,125
Utilities	45,066	45,066
Travel	42,000	42,000
Rent - Building	129,917	129,917
Rent - Machine and Other	22,800	22,800
Other Operating Expense	<u>775,585</u>	<u>721,824</u>
Total, Object-of-Expense Informational Listing	<u>\$ 9,428,816</u>	<u>\$ 9,376,626</u>
Estimated Allocations for Employee Benefits and Debt Service Appropriations Made Elsewhere in this Act:		
<u>Employee Benefits</u>		
Retirement	\$ 702,097	\$ 706,449
Group Insurance	1,094,184	1,121,105
Social Security	580,172	583,791

SECURITIES BOARD
(Continued)

Benefits Replacement	2,786	2,226
----------------------	-------	-------

Total, Estimated Allocations for Employee Benefits and Debt Service Appropriations Made Elsewhere in this Act	\$ 2,379,239	\$ 2,413,571
--	--------------	--------------

1. Performance Measure Targets. The following is a listing of the key performance target levels for the Securities Board. It is the intent of the Legislature that appropriations made by this Act be utilized in the most efficient and effective manner possible to achieve the intended mission of the Securities Board. In order to achieve the objectives and service standards established by this Act, the Securities Board shall make every effort to attain the following designated key performance target levels associated with each item of appropriation.

	2024	2025
A. Goal: PROTECT INVESTORS		
Outcome (Results/Impact):		
Percentage of Texas Dealers and Investment Advisers Inspected	19%	19%
Percentage of Inspected Dealers and Investment Advisers Found to Require Corrective Action	80%	80%
A.1.1. Strategy: LAW ENFORCEMENT		
Output (Volume):		
Number of Investigations Opened	448	448
A.2.1. Strategy: SECURITIES REGISTRATION		
Output (Volume):		
Number of Securities Filings and Submissions Processed	65,087	65,087
Explanatory:		
Revenues Deposited to the State Treasury from Securities Applications	149,700,000	149,700,000
A.3.1. Strategy: DEALER REGISTRATION		
Output (Volume):		
Number of Dealers, Agents, Investment Advisers, and Investment Advisor Representatives Applications and Submissions Processed	519,975	519,975
Explanatory:		
Number of Dealers, Agents, Investment Advisers, and Investment Advisor Representatives Licensed or Authorized	398,558	398,558
A.4.1. Strategy: INSPECT RECORDS		
Output (Volume):		
Number of Inspections Conducted	348	348

2. Capital Budget. None of the funds appropriated above may be expended for capital budget items except as listed below. The amounts shown below shall be expended only for the purposes shown and are not available for expenditure for other purposes. Amounts appropriated above and identified in this provision as appropriations either for "Lease Payments to the Master Lease Purchase Program" or for items with an "(MLPP)" notation shall be expended only for the purpose of making lease-purchase payments to the Texas Public Finance Authority pursuant to the provisions of Government Code, Section 1232.103.

	2024	2025
a. Data Center/Shared Technology Services		
(1) DIR DCS Managed Security Services	\$ 147,853	\$ 147,853
(2) Microsoft Office 365 purchased using an interagency contract with the DIR Datacenter Services Program.	60,182	60,182
Total, Data Center/Shared Technology Services	\$ 208,035	\$ 208,035
b. Legacy Modernization		
(1) IT Modernization Plan	\$ 85,834	\$ 33,640
Total, Capital Budget	\$ 293,869	\$ 241,675
Method of Financing (Capital Budget):		
General Revenue Fund	\$ 293,869	\$ 241,675
Total, Method of Financing	\$ 293,869	\$ 241,675

SECURITIES BOARD
(Continued)

3. Appropriations for FTEs. Out of amounts appropriated above to the Securities Board for the 2024-25 biennium, \$233,102 shall be used solely for the purpose of funding full-time equivalents whose primary duties include registration, inspection, information technology, administrative duties, and/or general counsel.

PUBLIC UTILITY COMMISSION OF TEXAS

	For the Years Ending	
	August 31, 2024	August 31, 2025
Method of Financing:		
General Revenue Fund ^{1, 2}	\$ 28,465,387	\$ 27,227,012
GR Dedicated - Water Resource Management Account No. 153	\$ 5,046,714	\$ 4,860,976
<u>Other Funds</u>		
Appropriated Receipts	\$ 475,000	\$ 475,000
Texas Energy Fund No. 0176 ²	<u>5,000,000,000</u>	<u>0</u>
Subtotal, Other Funds	<u>\$ 5,000,475,000</u>	<u>\$ 475,000</u>
Total, Method of Financing	<u><u>\$ 5,033,987,101</u></u>	<u><u>\$ 32,562,988</u></u>
 This bill pattern represents an estimated 100% of this agency's estimated total available funds for the biennium.		
Number of Full-Time-Equivalents (FTE): ^{1, 2}	283.0	283.0
Schedule of Exempt Positions:		
Executive Director, Group 7	\$203,520	\$203,520
Commissioner, Group 7	(4) 201,000	(4) 201,000
Commission Chairman, Group 7	201,000	201,000
Items of Appropriation:		
A. Goal: COMPETITION/CHOICE/RATES/SERVICE		
Ensure Competition, Choice, Just Rates, and Reliable Quality Service.		
A.1.1. Strategy: MARKET COMPETITION ^{1, 2} Foster and Monitor Market Competition.	\$ 12,103,254	\$ 11,083,584
A.2.1. Strategy: UTILITY REGULATION Conduct Rate Cases for Regulated Telephone, Electric & Water Utilities.	9,900,155	9,618,723
A.3.1. Strategy: INVESTIGATION AND ENFORCEMENT Conduct Investigations and Initiate Enforcement Actions.	4,483,502	4,463,662
A.4.1. Strategy: TEXAS ENERGY FUND ² Grants and Loans for Electric Generating Facilities.	<u>5,000,000,000</u>	<u>0</u>
Total, Goal A: COMPETITION/CHOICE/RATES/SERVICE	\$ 5,026,486,911	\$ 25,165,969
B. Goal: EDUCATION AND CUSTOMER ASSISTANCE		
Educate Customers and Assist Customers.		
B.1.1. Strategy: INFORMATION AND EDUCATION EFFORTS Provide Information and Educational Outreach to Customers.	\$ 1,376,155	\$ 1,356,223
B.2.1. Strategy: ASSIST CUSTOMERS Assist Customers in Resolving Disputes.	<u>1,421,417</u>	<u>1,401,473</u>
Total, Goal B: EDUCATION AND CUSTOMER ASSISTANCE	\$ 2,797,572	\$ 2,757,696
C. Goal: INDIRECT ADMINISTRATION		
C.1.1. Strategy: CENTRAL ADMINISTRATION	\$ 2,533,317	\$ 1,583,454
C.1.2. Strategy: INFORMATION RESOURCES	1,255,718	1,255,775

PUBLIC UTILITY COMMISSION OF TEXAS
(Continued)

C.1.3. Strategy: OTHER SUPPORT SERVICES	56,293	56,305
Total, Goal C: INDIRECT ADMINISTRATION	\$ 3,845,328	\$ 2,895,534
D. Goal: SALARY ADJUSTMENTS		
D.1.1. Strategy: SALARY ADJUSTMENTS	\$ 857,290	\$ 1,743,789
Grand Total, PUBLIC UTILITY COMMISSION OF TEXAS	\$ 5,033,987,101	\$ 32,562,988

Object-of-Expense Informational Listing:

Salaries and Wages	\$ 27,145,520	\$ 28,027,899
Other Personnel Costs	376,978	383,960
Professional Fees and Services	5,003,156,198	1,893,391
Consumable Supplies	68,100	68,100
Utilities	13,000	13,000
Travel	175,161	178,161
Rent - Building	10,000	10,000
Rent - Machine and Other	363,167	382,000
Other Operating Expense	1,728,977	1,606,477
Capital Expenditures	950,000	0

Total, Object-of-Expense Informational Listing	\$ 5,033,987,101	\$ 32,562,988
---	-------------------------	----------------------

Estimated Allocations for Employee Benefits and Debt Service Appropriations Made Elsewhere in this Act:

Employee Benefits

Retirement	\$ 2,211,780	\$ 2,305,969
Group Insurance	3,318,414	3,388,907
Social Security	1,827,498	1,903,702
Benefits Replacement	7,866	6,285

Total, Estimated Allocations for Employee Benefits and Debt Service Appropriations Made Elsewhere in this Act

	\$ 7,365,558	\$ 7,604,863
--	---------------------	---------------------

1. Performance Measure Targets. The following is a listing of the key performance target levels for the Public Utility Commission of Texas. It is the intent of the Legislature that appropriations made by this Act be utilized in the most efficient and effective manner possible to achieve the intended mission of the Public Utility Commission of Texas. In order to achieve the objectives and service standards established by this Act, the Public Utility Commission of Texas shall make every effort to attain the following designated key performance target levels associated with each item of appropriation.

	2024	2025
A. Goal: COMPETITION/CHOICE/RATES/SERVICE		
Outcome (Results/Impact):		
Percent of Texas Cities Served by Three or More Certificated Telecommunication Providers	70%	70%
Average Price of Electricity per kWh in Texas for Residential Customers from Competitive Suppliers as a Percentage of the National Residential Average	85%	85%
Average Annual Residential Electric Bill from Competitive Suppliers as a Percentage of the National Average	115%	115%
Average Price of Electricity per kWh for Residential Customers from Competitive Suppliers in Texas Offered on the Power-to-Choose Website as a Percentage of the National Average Cost of Electricity for the Same Class of Service	70%	70%
Average Annual Residential Telephone Bill in Texas as a Percentage of the National Average	131%	131%
A.1.1. Strategy: MARKET COMPETITION		
Output (Volume):		
Number of Cases Completed Related to Competition Among Providers	350	350
Efficiencies:		
Average Number of Days to Process an Application for a Certificate of Authority and Service Provider Certificate of Authority	50	50
A.2.1. Strategy: UTILITY REGULATION		
Output (Volume):		
Number of Rate Cases Completed for Regulated Electric Utilities	65	65
Number of Rate Cases Completed for Regulated Telecommunications Providers	10	10

PUBLIC UTILITY COMMISSION OF TEXAS
(Continued)

Number of Water Utility Rate Reviews Performed	80	80
Number of Water Certificate of Convenience Applications Processed	165	165
Efficiencies:		
Average Number of Days to Process a Major Rate Case for a Transmission and Distribution Utility	200	200
A.3.1. Strategy: INVESTIGATION AND ENFORCEMENT		
Output (Volume):		
Number of Enforcement Investigations Conducted	150	150
B. Goal: EDUCATION AND CUSTOMER ASSISTANCE		
Outcome (Results/Impact):		
Percentage of Customer Complaints Resolved through Informal Complaint Resolution Process	99%	99%
B.1.1. Strategy: INFORMATION AND EDUCATION EFFORTS		
Output (Volume):		
Number of Information Requests to Which Responses Were Provided	40,000	40,000
Efficiencies:		
Percent of Customer Information Product Distributed Electronically	95%	95%
Explanatory:		
Number of Power - to - Choose Website Hits	1,000,000	1,000,000
B.2.1. Strategy: ASSIST CUSTOMERS		
Output (Volume):		
Number of Customer Complaints Concluded	8,000	8,000
Efficiencies:		
Average Number of Days to Conclude Customer Complaints	15	15

2. Capital Budget. None of the funds appropriated above may be expended for capital budget items except as listed below. The amounts shown below shall be expended only for the purposes shown and are not available for expenditure for other purposes. Amounts appropriated above and identified in this provision as appropriations either for "Lease Payments to the Master Lease Purchase Program" or for items with a "(MLPP)" notation shall be expended only for the purpose of making lease-purchase payments to the Texas Public Finance Authority pursuant to the provisions of Government Code Section 1232.103.

	2024	2025
a. Acquisition of Information Resource Technologies		
(1) PC Replacement - Leased Desktops and Laptops	\$ 98,000	\$ 98,000
b. Data Center/Shared Technology Services		
(1) Data Center Consolidation	\$ 310,528	\$ 303,676
Total, Capital Budget	\$ 408,528	\$ 401,676
Method of Financing (Capital Budget):		
General Revenue Fund	\$ 408,528	\$ 401,676
Total, Method of Financing	\$ 408,528	\$ 401,676

3. Unexpended Balances Within the Biennium. Any unexpended balances as of August 31, 2024 in appropriations made to the Public Utility Commission of Texas are hereby appropriated for the same purposes for the fiscal year beginning September 1, 2024.

4. Sunset Contingency.³ Funds appropriated above for fiscal year 2025 for the Public Utility Commission of Texas are made contingent on the continuation of the Public Utility Commission of Texas by the Eighty-eighth Legislature, Regular Session, 2023. In the event that the agency is not continued, the funds appropriated above for fiscal year 2024, or as much thereof as may be necessary, are to be used to provide for the phase out of the agency operations.

5. Enhanced Analytics Reporting. Out of funds appropriated above, the Public Utility Commission of Texas shall report to the Legislative Budget Board, the Sunset Advisory Commission, and the Legislature on an annual basis by December 1 of each year the activities and findings of the agency's enhanced analytic capabilities provided by the Data Analysis Team and expanded engineering expertise. The report shall include, at a minimum:

PUBLIC UTILITY COMMISSION OF TEXAS
(Continued)

- (a) The number of projects conducted by the Data Analytics Team or in which the team participated for the prior fiscal year. Projects include research conducted by the team or a problem studied by the team, and is reported to one or more of staff at PUC or ERCOT, a PUC commissioner, an ERCOT board member, the Independent Market Monitor (IMM), or a consultant. Projects also include verification of data received from ERCOT, the IMM, a consultant, or a utility.
- (b) A short description and status of each significant project in which the team participated.
- (c) A listing of any software license or hardware purchased to support the agency’s enhanced analytic capabilities in the prior fiscal year.
- (d) Any notable outcomes or efficiencies that occurred in the prior fiscal year as a result of the agency’s enhanced analytic capabilities.
- (e) Any recommendations for future performance measures related to the agency’s enhanced analytic capabilities.

Additional information requested by the Legislative Budget Board or Sunset Advisory Commission should be provided in a timely manner. The request and information provided subsequently shall be prepared in a format specified by the Legislative Budget Board.

6. Contingency for House Bill 2555.⁴ Contingent on enactment of House Bill 2555, or similar legislation relating to transmission and distribution system resiliency planning by and cost recovery for electric utilities, by the Eighty-Eighth Legislature, Regular Session, the Public Utility Commission of Texas shall implement the provisions of the legislation out of available resources.

7. Contingency for Senate Bill 2627.² Contingent on enactment of Senate Bill 2627 or similar legislation relating to the funding mechanisms to support the construction, maintenance, and modernization of dispatchable electric generating facilities, by the Eighty-eighth Legislature, Regular Session:

- (a) The Public Utility Commission of Texas is appropriated \$557,025 in fiscal year 2024 and \$557,025 in fiscal year 2025 from General Revenue. In addition, the “Number of Full-Time Equivalents (FTEs)” in the agency’s bill pattern is increased by 7.0 FTEs in fiscal years 2024 and 2025 to implement the provisions of the legislation, and,
- (b) \$5,000,000,000 is appropriated from the Texas Energy Fund to the Public Utilities Commission to implement the provisions of the bill during the 2024-25 biennium.

¹ Incorporates Article IX, Section 18.49, of this Act, due to enactment of SB 1002, 88th Legislature, Regular Session, relating to the operation of public electric vehicle charging stations, resulting in increase of \$244,525 out of General Revenue and 3.0 FTEs each fiscal year of the biennium.

² Incorporates Article IX, Section 18.75, of this Act, due to enactment of SB 2627, 88th Legislature, Regular Session, relating to the funding mechanisms to support the construction, maintenance, and modernization of dispatchable electric generating facilities, resulting in increase of \$5,000,000,000 in FY 2024 out of the Texas Energy Fund No. 0176 and increase of \$557,025 out of General Revenue each fiscal year of the biennium, affecting several strategies. In addition, incorporates 7.0 FTEs in each fiscal year of the biennium.

³ HB 1500, 88th Legislature, Regular Session, relating to the continuation and functions of the Public Utility Commission of Texas, passed and was enacted, resulting in the continuation of the agency through September 1, 2029.

⁴ Incorporates Article IX, Section 18.24, of this Act, due to the enactment of House Bill 2555, 88th Legislature, Regular Session, relating to transmission and distribution system resiliency planning by and cost recovery for electric utilities."

OFFICE OF PUBLIC UTILITY COUNSEL

	For the Years Ending	
	August 31, 2024	August 31, 2025
Method of Financing:		
General Revenue Fund	\$ 2,602,683	\$ 2,650,188

OFFICE OF PUBLIC UTILITY COUNSEL
(Continued)

GR Dedicated - Water Resource Management Account No. 153	\$ 798,081	\$ 811,649
Total, Method of Financing	<u>\$ 3,400,764</u>	<u>\$ 3,461,837</u>

This bill pattern represents an estimated 100% of this agency's estimated total available funds for the biennium.

Number of Full-Time-Equivalents (FTE):	31.5	31.5
---	------	------

Schedule of Exempt Positions:		
Public Counsel, Group 4	\$165,000	\$165,000

Items of Appropriation:

A. Goal: EQUITABLE UTILITY RATES

Equitable Utility Rates for Residential and Small Commercial Consumers.

A.1.1. Strategy: PARTICIPATION IN CASES	\$ 2,367,054	\$ 2,369,975
Participate in Major Utility Cases.		

B. Goal: CONSUMER PROTECTION

Protect Consumer Interests in Utility Markets.

B.1.1. Strategy: PARTICIPATION IN UTILITY PROJECTS

 Participate in Major Utility Projects Affecting Consumers.

	\$ 979,082	\$ 980,333
--	------------	------------

C. Goal: SALARY ADJUSTMENTS

C.1.1. Strategy: SALARY ADJUSTMENTS

	\$ 54,628	\$ 111,529
--	-----------	------------

Grand Total, OFFICE OF PUBLIC UTILITY COUNSEL	<u>\$ 3,400,764</u>	<u>\$ 3,461,837</u>
--	---------------------	---------------------

Object-of-Expense Informational Listing:

Salaries and Wages	\$ 2,585,387	\$ 2,646,460
Other Personnel Costs	95,957	95,957
Professional Fees and Services	552,703	552,703
Consumable Supplies	12,500	12,500
Utilities	4,246	4,246
Travel	9,119	9,119
Rent - Building	1,568	1,568
Rent - Machine and Other	23,926	23,926
Other Operating Expense	<u>115,358</u>	<u>115,358</u>

Total, Object-of-Expense Informational Listing	<u>\$ 3,400,764</u>	<u>\$ 3,461,837</u>
---	---------------------	---------------------

Estimated Allocations for Employee Benefits and Debt Service Appropriations Made Elsewhere in this Act:

Employee Benefits

Retirement	\$ 150,336	\$ 156,396
Group Insurance	252,392	257,415
Social Security	118,920	123,783
Benefits Replacement	<u>1,311</u>	<u>1,048</u>

Total, Estimated Allocations for Employee Benefits and Debt Service Appropriations Made Elsewhere in this Act	<u>\$ 522,959</u>	<u>\$ 538,642</u>
--	-------------------	-------------------

1. Performance Measure Targets. The following is a listing of the key performance target levels for the Office of Public Utility Counsel. It is the intent of the Legislature that appropriations made by this Act be utilized in the most efficient and effective manner possible to achieve the intended mission of the Office of Public Utility Counsel. In order to achieve the objectives and service standards established by this Act, the Office of Public Utility Counsel shall make every effort to attain the following designated key performance target levels associated with each item of appropriation.

	<u>2024</u>	<u>2025</u>
A. Goal: EQUITABLE UTILITY RATES		
Outcome (Results/Impact):		
Percentage of OPUC Utility Cases that are Competition Related	40%	40%

OFFICE OF PUBLIC UTILITY COUNSEL
(Continued)

A.1.1. Strategy: PARTICIPATION IN CASES

Output (Volume):

Number of Utility Cases in which OPUC Participates 43 43

Efficiencies:

Average Cost Per Utility Case in which OPUC Participates 23,302 23,302

B. Goal: CONSUMER PROTECTION

B.1.1. Strategy: PARTICIPATION IN UTILITY PROJECTS

Output (Volume):

Number of Utility Projects in which OPUC Participates 26 26

2. Capital Budget. None of the funds appropriated above may be expended for capital budget items except as listed below. The amounts shown below shall be expended only for the purposes shown and are not available for expenditure for other purposes. Amounts appropriated above and identified in this provision as appropriations either for "Lease Payments to the Master Lease Purchase Program" or for items with an "(MLPP)" notation shall be expended only for the purpose of making lease-purchase payments to the Texas Public Finance Authority pursuant to the provisions of Government Code, Section 1232.103.

	2024	2025
a. Data Center/Shared Technology Services		
(1) Acquisition of Information Resources	\$ 102,250	\$ 102,250
Total, Capital Budget	\$ 102,250	\$ 102,250
Method of Financing (Capital Budget):		
General Revenue Fund	\$ 78,732	\$ 78,732
GR Dedicated - Water Resource Management Account No. 153	\$ 23,518	\$ 23,518
Total, Method of Financing	\$ 102,250	\$ 102,250

3. Unexpended Balances Within the Biennium. Any unexpended balances as of August 31, 2024, in appropriations made to the Office of Public Utility Counsel are hereby appropriated for the same purposes for the fiscal year beginning September 1, 2024.

4. Sunset Contingency.¹ Funds appropriated above for fiscal year 2025 for the Office of Public Utility Counsel are made contingent on the continuation of the Office of Public Utility Counsel by the Eighty-eighth Legislature, Regular Session, 2023. In the event that the agency is not continued, the funds appropriated above for fiscal year 2024, or as much thereof as may be necessary, are to be used to provide for the phase out of the agency operations.

¹ HB 1500, 88th Legislature, Regular Session, relating to the continuation and functions of the Office Public Utility Counsel, passed and was enacted, resulting in the continuation of the agency through September 1, 2029.

BOARD OF VETERINARY MEDICAL EXAMINERS

	For the Years Ending	
	August 31, 2024	August 31, 2025
Method of Financing:		
General Revenue Fund	\$ 3,686,563	\$ 2,638,410
Appropriated Receipts	\$ 5,527	\$ 5,527
Total, Method of Financing	\$ 3,692,090	\$ 2,643,937
Other Direct and Indirect Costs Appropriated Elsewhere in this Act	\$ 628,885	\$ 633,957

BOARD OF VETERINARY MEDICAL EXAMINERS
(Continued)

This bill pattern represents an estimated 100% of this agency's estimated total available funds for the biennium.

Number of Full-Time-Equivalents (FTE):	29.0	29.0
Schedule of Exempt Positions:		
Executive Director, Group 2	\$117,077	\$120,740
Items of Appropriation:		
A. Goal: VETERINARY REGULATION		
Implement Standards of Veterinary Practice, Enforce Statutes and Rules.		
A.1.1. Strategy: OPERATE LICENSURE SYSTEM	\$ 987,755	\$ 443,171
Examine and License Veterinarians and Renew Licenses.		
A.1.2. Strategy: TEXAS.GOV	40,000	40,000
Texas.gov. Estimated and Nontransferable.		
A.2.1. Strategy: COMPLAINTS AND ACTION	2,341,563	1,766,659
Investigate Complaints, Take Disciplinary Action, Compliance Program.		
A.2.2. Strategy: PEER ASSISTANCE	85,500	85,500
Provide a Peer Assistance Program for Licensed Individuals.		
Total, Goal A: VETERINARY REGULATION	\$ 3,454,818	\$ 2,335,330
B. Goal: INDIRECT ADMINISTRATION		
B.1.1. Strategy: LICENSING INDIRECT ADMINISTRATION	\$ 83,024	\$ 83,965
ADMINISTRATION		
B.1.2. Strategy: COMPLAINTS & ACTION INDIRECT ADMIN	83,123	84,064
Complaints and Action Indirect Administration.		
Total, Goal B: INDIRECT ADMINISTRATION	\$ 166,147	\$ 168,029
C. Goal: SALARY ADJUSTMENTS		
C.1.1. Strategy: SALARY ADJUSTMENTS	\$ 71,125	\$ 140,578
Grand Total, BOARD OF VETERINARY MEDICAL EXAMINERS		
	\$ 3,692,090	\$ 2,643,937
Object-of-Expense Informational Listing:		
Salaries and Wages	\$ 1,858,462	\$ 1,931,579
Other Personnel Costs	24,060	25,360
Professional Fees and Services	142,905	142,905
Fuels and Lubricants	150	150
Consumable Supplies	1,200	1,200
Utilities	9,760	9,760
Travel	264,080	264,580
Rent - Machine and Other	6,120	6,120
Other Operating Expense	1,385,353	262,283
Total, Object-of-Expense Informational Listing	\$ 3,692,090	\$ 2,643,937
Estimated Allocations for Employee Benefits and Debt Service Appropriations Made Elsewhere in this Act:		
<u>Employee Benefits</u>		
Retirement	\$ 155,030	\$ 162,152
Group Insurance	274,845	279,009
Social Security	142,081	147,948
Total, Estimated Allocations for Employee Benefits and Debt Service Appropriations Made Elsewhere in this Act	\$ 571,956	\$ 589,109

1. Performance Measure Targets. The following is a listing of the key performance target levels for the Board of Veterinary Medical Examiners. It is the intent of the Legislature that appropriations made by this Act be utilized in the most efficient and effective manner possible to achieve the intended mission of the Board of Veterinary Medical Examiners. In order to achieve the objectives and service standards established by this Act, the Board of Veterinary Medical Examiners shall make every effort to attain the following designated key performance target levels associated with each item of appropriation.

BOARD OF VETERINARY MEDICAL EXAMINERS
(Continued)

	2024	2025
A. Goal: VETERINARY REGULATION		
Outcome (Results/Impact):		
Percentage of Licensees with No Recent Violations	97%	97%
Percent of Licensees Who Renew Online	91%	91%
Percentage of Complaints Resulting in Disciplinary Action	34%	34%
Recidivism Rate for Peer Assistance Programs	6%	6%
A.1.1. Strategy: OPERATE LICENSURE SYSTEM		
Output (Volume):		
Number of New Licenses Issued to Individuals	900	900
Number of Licenses Renewed (Individuals)	10,200	10,200
A.2.1. Strategy: COMPLAINTS AND ACTION		
Output (Volume):		
Number of Compliance Inspections	1,600	1,600
Number of Complaints Resolved	980	980
Efficiencies:		
Average Time for Complaint Resolution (Days)	180	180
Explanatory:		
Number of Jurisdictional Complaints Received	420	420
A.2.2. Strategy: PEER ASSISTANCE		
Output (Volume):		
Number of Individuals Participating in a Peer Assistance Program	25	25

2. Capital Budget. None of the funds appropriated above may be expended for capital budget items except as listed below. The amounts shown below shall be expended only for the purposes shown and are not available for expenditure for other purposes. Amounts appropriated above and identified in this provision as appropriations either for "Lease Payments to the Master Lease Purchase Program" or for items with a "(MLPP)" notation shall be expended only for the purpose of making lease-purchase payments to the Texas Public Finance Authority pursuant to the provisions of Government Code, Section 1232.103.

	2024	2025
a. Acquisition of Information Resource Technologies		
(1) Licensing Database	\$ 1,129,070	\$ 36,000
Total, Capital Budget	\$ 1,129,070	\$ 36,000
Method of Financing (Capital Budget):		
General Revenue Fund	\$ 1,129,070	\$ 36,000
Total, Method of Financing	\$ 1,129,070	\$ 36,000

3. Contingency for Behavioral Health Funds. Notwithstanding appropriation authority granted above, the Comptroller of Public Accounts shall not allow the expenditure of General Revenue-Related behavioral health funds for the Board of Veterinary Medical Examiners in Strategy A.2.2, Peer Assistance, in fiscal year 2024 or fiscal year 2025, as identified in Art. IX, Sec. 10.04, Statewide Behavioral Health Strategic Plan and Coordinated Expenditures, if the Legislative Budget Board provides notification to the Comptroller of Public Accounts that the agency's planned expenditure of those funds in fiscal year 2024 or fiscal year 2025 does not satisfy the requirements of Art. IX, Sec. 10.04, Statewide Behavioral Health Strategic Plan and Coordinated Expenditures.

4. Contingency on SB 1414/HB 1560.¹ Funds appropriated above for fiscal year 2024 and fiscal year 2025 for the Board of Veterinary Medical Examiners' exceptional items are made contingent on the continuation of the Board of Veterinary Medical Examiners by the Eighty-eighth Legislature, Regular Session, 2023.

5. State Office of Administrative Hearings Cases. Amounts appropriated above include \$25,000 in General Revenue funding in Strategy A.2.1, Complaints and Action, each fiscal year to be used for case preparation associated with cases anticipated to be filed with the State Office of Administrative Hearings.

¹ SB 1414, 88th Legislature, Regular Session, relating to the temporary regulation of the practice of veterinary medicine by the Texas Department of Licensing and Regulation, passes and was enacted, resulting in the continuation of the agency through September 1st, 2027.

RETIREMENT AND GROUP INSURANCE

	For the Years Ending	
	August 31, 2024	August 31, 2025
Method of Financing:		
General Revenue Fund	\$ 30,178,371	\$ 31,241,934
General Revenue Dedicated Accounts	\$ 32,368,587	\$ 33,640,594
Federal Funds	\$ 27,441,765	\$ 28,107,447
Other Special State Funds ¹	<u>\$ 70,647</u>	<u>\$ 70,647</u>
Total, Method of Financing	<u>\$ 90,059,370</u>	<u>\$ 93,060,622</u>
Items of Appropriation:		
A. Goal: EMPLOYEES RETIREMENT SYSTEM		
A.1.1. Strategy: RETIREMENT CONTRIBUTIONS ¹ Retirement Contributions. Estimated.	\$ 26,340,536	\$ 27,554,576
A.1.2. Strategy: GROUP INSURANCE ¹ Group Insurance Contributions. Estimated.	<u>63,718,834</u>	<u>65,506,046</u>
Total, Goal A: EMPLOYEES RETIREMENT SYSTEM	<u>\$ 90,059,370</u>	<u>\$ 93,060,622</u>
Grand Total, RETIREMENT AND GROUP INSURANCE	<u>\$ 90,059,370</u>	<u>\$ 93,060,622</u>

¹ Incorporates Article IX, Section 18.71, of this Act, due to enactment of SB 2040, 88th Legislature, Regular Session, relating to the continuation and transfer of the regulation of willed body programs to the Texas Funeral Service Commission, resulting in an increase of \$60,773 in FY 2024 and \$60,773 in FY 2025 out of Other Special State Funds, affecting retirement and group insurance.

SOCIAL SECURITY AND BENEFIT REPLACEMENT PAY

	For the Years Ending	
	August 31, 2024	August 31, 2025
Method of Financing:		
General Revenue Fund	\$ 9,301,206	\$ 9,776,854
General Revenue Dedicated Accounts	\$ 6,913,566	\$ 7,359,058
Federal Funds	\$ 5,456,829	\$ 5,489,253
Other Special State Funds ¹	<u>\$ 28,450</u>	<u>\$ 28,450</u>
Total, Method of Financing	<u>\$ 21,700,051</u>	<u>\$ 22,653,615</u>
Items of Appropriation:		
A. Goal: SOCIAL SECURITY/BENEFIT REPLACEMENT Comptroller - Social Security.		
A.1.1. Strategy: STATE MATCH – EMPLOYER ¹ State Match -- Employer. Estimated.	\$ 21,566,748	\$ 22,547,107
A.1.2. Strategy: BENEFIT REPLACEMENT PAY Benefit Replacement Pay. Estimated.	<u>133,303</u>	<u>106,508</u>
Total, Goal A: SOCIAL SECURITY/BENEFIT REPLACEMENT	<u>\$ 21,700,051</u>	<u>\$ 22,653,615</u>
Grand Total, SOCIAL SECURITY AND BENEFIT REPLACEMENT PAY	<u>\$ 21,700,051</u>	<u>\$ 22,653,615</u>

¹ Incorporates Article IX, Section 18.71, of this Act, due to enactment of SB 2040, 88th Legislature, Regular Session, relating to the continuation and transfer of the regulation of willed body programs to the Texas Funeral Service Commission, resulting in increases of \$20,499 in each fiscal year of the biennium out of Other Special State Funds, affecting social security.

LEASE PAYMENTS

	For the Years Ending	
	August 31, 2024	August 31, 2025
Method of Financing:		
Total, Method of Financing	\$ 0	\$ 0
Items of Appropriation:		
Grand Total, LEASE PAYMENTS	\$ 0	\$ 0

SPECIAL PROVISIONS RELATING TO ALL REGULATORY AGENCIES

Sec. 2. Appropriations Limited to Revenue Collections. It is the intent of the Legislature that fees, fines, miscellaneous revenues, and available fund balances as authorized and generated by each of the following agencies cover, at a minimum, the cost of appropriations made above and elsewhere in this Act to those agencies as well as an amount equal to the amount identified in the informational item "Other Direct and Indirect Costs Appropriated Elsewhere in this Act."

- Board of Chiropractic Examiners
- Texas State Board of Dental Examiners
- Funeral Service Commission
- Board of Professional Geoscientists
- Office of Injured Employee Counsel
- Department of Insurance
- Office of Public Insurance Counsel
- Department of Licensing and Regulation
- Texas Medical Board
- Texas Board of Nursing
- Optometry Board
- Board of Pharmacy
- Executive Council of Physical Therapy and Occupational Therapy Examiners
- Board of Plumbing Examiners
- Behavioral Health Executive Council
- Racing Commission
- Securities Board
- Board of Veterinary Medical Examiners

In the event that actual and/or projected revenue collections and fund balances are insufficient to offset the costs identified by this provision, the Legislative Budget Board and Governor may direct that the Comptroller of Public Accounts reduce the appropriation authority provided by this Act to be within the amount of fee revenue expected to be available.

Sec. 3. Funding for Health Professions Council. An agency participating in the Health Professions Council shall transfer funds through interagency contract to the Health Professions Council from appropriations made to the agency elsewhere in this Act in order to carry out the functions required under Chapter 101, Occupations Code, and to maintain other Council services. Agency costs for administrative and support services are based on agreements between the Council and its member agencies. Costs for other services are based on a participating agency's usage. Included in the amounts appropriated above to the Health Professions Council, are funds transferred by the following participating agencies in the amounts noted below for each year of the 2024-25 biennium:

Participating Agency	2024	2025
Office of Public Insurance Counsel	\$11,317	\$11,317
Board of Plumbing Examiners	\$137,109	\$139,970
Board of Professional Geoscientists	\$27,485	\$27,906
Texas Medical Board	\$79,342	\$79,342
Texas State Board of Dental Examiners	\$258,009	\$262,637
Board of Nursing	\$121,122	\$120,378
Board of Chiropractic Examiners	\$18,573	\$18,456
Funeral Service Commission	\$49,648	\$50,139
Optometry Board	\$38,705	\$39,152
Board of Pharmacy	\$485,420	\$492,839

SPECIAL PROVISIONS RELATING TO ALL REGULATORY AGENCIES
(Continued)

Behavioral Health Executive Council	\$269,817	\$274,192
Health and Human Services Commission	\$11,599	\$11,599
Exec Council of Physical Therapy and Occupational Therapy Examiners	\$31,465	\$31,332
Board of Veterinary Medical Examiners	\$30,554	\$30,554
Total	\$1,570,165	\$1,589,812

Sec. 4. Texas.gov Appropriation. Sec. 4. Texas.gov Appropriation.

- a. Each Article VIII licensing agency participating in the Texas.gov is authorized in accordance with Section 2054.252 of the Government Code to increase the occupational license, permit, and registration fees imposed on the licensees by an amount sufficient to cover the cost of the subscription fee charged by the Texas.gov.
- b. The following is an informational listing of appropriated fee revenue for each Article VIII licensing agency participating in Sec. 4. Texas.gov Appropriation.

	<u>2024</u>	<u>2025</u>
Board of Chiropractic Examiners	\$ 20,850	\$ 20,850
Texas State Board of Dental Examiners	\$ 225,000	\$ 225,000
Funeral Service Commission	\$ 35,000	\$ 35,000
Board of Professional Geoscientists	\$ 25,000	\$ 25,000
Department of Insurance	\$ 492,200	\$ 492,200
Department of Licensing and Regulation	\$ 650,000	\$ 650,000
Texas Board of Nursing	\$ 594,902	\$ 594,903
Optometry Board	\$ 23,345	\$ 23,345
Board of Pharmacy	\$ 251,106	\$ 251,106
Executive Council of Physical Therapy & Occupational Therapy Examiners	\$ 177,180	\$ 177,180
Board of Plumbing Examiners	\$ 155,000	\$ 155,000
Behavioral Health Executive Council	\$ 136,000	\$ 136,000
Racing Commission	\$ 10,000	\$ 10,000
Board of Veterinary Medical Examiners	\$ 40,000	\$ 40,000
Total	\$2,835,583	\$2,835,584

- c. In the event that actual and/or projected revenue collections from fee increases to cover the cost of Texas.gov subscription fees are insufficient to offset the costs identified above, the Comptroller is hereby directed to reduce the appropriation authority provided by this Act to agencies participating in Texas.gov to be within the amount of fee revenue expected to be available.
- d. For new licensing applications, the Article VIII licensing agencies participating in Texas.gov are hereby appropriated the additional revenue generated from occupational license, permit, or registration fees in excess of the Comptroller's biennial revenue estimate for 2024-25 for the sole purpose of payment to the Texas.gov contractor of subscription fees for implementing and maintaining electronic services for the licensing agencies. Each agency, upon completion of necessary actions to access or increase fees, shall furnish copies of board meeting minutes, an annual schedule of the number of license issuances or renewals and associated annual fee total, and any other supporting documentation to the Comptroller. If the Comptroller finds the information sufficient to support the projection of increased revenues, a notification letter will be issued and the contingent appropriation made available for the intended purposes.
- e. Each Article VIII licensing agency participating in Texas.gov shall notify the Legislative Budget Board and the Comptroller of Public Accounts in writing upon receiving an exemption from participating in Texas.gov. Within 45 days of receiving an exemption, an agency shall provide the Legislative Budget Board and the Comptroller with a report of the effective date, the reason for exemption, and all estimated expenditures for Texas.gov costs in the fiscal year in which the exemption is made.

Sec. 5. Peer Assistance Program Funding Requirements. Funds collected during the biennium beginning September 1, 2023, by the Board of Pharmacy pursuant to Chapter 564, Occupations Code, and by the Texas Board of Nursing, the Texas State Board of Dental Examiners, the Optometry Board, and the Board of Veterinary Medical Examiners pursuant to Chapter 467 of the Health and Safety

SPECIAL PROVISIONS RELATING TO ALL REGULATORY AGENCIES
(Continued)

Code, in order to administer or finance peer assistance programs for professionals impaired by chemical dependency or mental illness, are appropriated elsewhere in this Act as identified in each Board's peer assistance strategy. The expenditure of the appropriations identified by this section is hereby made contingent upon sufficient revenue collections from peer assistance surcharges or other receipts collected pursuant to Chapter 467 of the Health and Safety Code or Chapter 564, Occupations Code as appropriate. None of the appropriations identified by this section may be expended unless each agency with a peer assistance program has on file the following current documents:

- a. a request for proposal documentation and contracts documenting that the respective agency governing board has a competitively bid contract with the peer assistance program;
- b. documentation for programs authorized under Chapter 467 of the Health and Safety Code that the agency's peer assistance program has been certified by the Health and Human Services Commission (HHSC) as meeting all HHSC criteria for peer assistance programs;
- c. documentation for programs authorized under Chapter 467 showing compliance with statutory requirements regarding eligible participants and conditions for which services may be offered; and
- d. documentation that the program has been approved by the agency governing board.

Sec. 6. Contingency Appropriation for Criminal History Record Information.

- a. For each Article VIII licensing agency conducting criminal history background checks that is authorized in accordance with the Government Code to increase the occupational license, permit, and/or registration fee imposed on the licensees by an amount sufficient to cover the cost of the fee charged by the Department of Public Safety (DPS), Federal Bureau of Investigation (FBI), and/or any other entity authorized to conduct criminal history background checks, in the event that actual and/or projected revenue collections from fee increases to cover the cost of criminal history background checks are insufficient to offset the costs included in the agency's appropriations that is budgeted for criminal history background checks, the Comptroller is hereby directed to reduce the appropriation authority provided by this Act to agencies conducting criminal history background checks to be within the amount of revenue expected to be available.
- b. Each Article VIII licensing agency conducting criminal history background checks is hereby appropriated the additional revenue generated from occupational license, permit, and/or registration fees in excess of the Comptroller's biennial revenue estimate for 2024-25 for the sole purpose of conducting criminal history background checks. Each agency, upon completion of necessary actions to assess or increase fees, shall furnish copies of board meeting minutes, an annual schedule of the number of license issuances or renewals and associated annual fee total, and any other supporting documentation to the Comptroller. If the Comptroller finds the information sufficient to support the projection of increased revenues, a notification letter will be issued and the contingent appropriation made available for the intended purpose.
- c. The following is an informational listing of agency appropriations included for each Article VIII licensing agency conducting criminal history background checks.

	2024	2025
Department of Licensing and Regulation	\$ 125,000	\$125,000
Board of Plumbing Examiners	7,650	8,000
Racing Commission	90,000	90,000
Board of Veterinary Medical Examiners	1,200	1,200
 Total	 \$ 223,850	 \$224,200

- d. Appropriations made elsewhere to Article VIII licensing agencies, including amounts listed above and any new amounts that may be appropriated during the 2024-25 biennium for the purpose of conducting criminal history background checks, may be used only for the purpose of paying for the cost of the fee charged by the entities listed in subsection (a) and may not be used for any other purpose.

SPECIAL PROVISIONS RELATING TO ALL REGULATORY AGENCIES

(Continued)

Sec. 7. Funding for the Prescription Monitoring Program.

- (a) Each Article VIII licensing agency participating in the Prescription Monitoring Program is authorized in accordance with Sec. 554.006 of the Occupations Code to assess a fee on licensees by an amount sufficient to cover the cost of the Prescription Monitoring Program administered by the Board of Pharmacy.
- (b) The following is an informational listing of fee revenue for each Article VIII licensing agency participating in the Prescription Monitoring Program for the purpose of paying for the Prescription Monitoring Program.

	2024	2025
Texas Medical Board	\$ 715,848	\$ 723,452
Optometry Board	21,776	21,802
Texas State Board of Dental Examiners	119,792	117,570
Texas State Board of Nursing	225,267	227,230
Board of Veterinary Medical Examiners	127,651	125,284
Texas Department of Licensing and Regulation	8,397	8,242
Board of Pharmacy	301,107	296,259
Total	\$1,519,838	\$1,519,838

- (c) The fee revenue collected by each participating agency shall be transferred to the Board of Pharmacy, responsible for administering the appropriate provisions of Chapter 481 of the Health and Safety Code. In the event that the actual and/or projected revenue collections from monitoring fees to cover the cost of the program are insufficient to offset the costs identified above, the Comptroller is hereby directed to reduce the appropriation authority provided by this Act to the Board of Pharmacy to be within the amount of fee revenue expected to be available.

Sec. 8. Additional Three Percent Salary Increase for Certain Employees of Specified Agencies.

- (a) In this section, "specified agencies salary increase" means:
 - (1) a 3.0 percent increase in monthly salary effective September 1, 2023, for the employees of the agencies listed under Subsection (b) with an annual salary of \$40,000 or less consisting of an additional 3.0 percent increase with a minimum of \$1,000 per annum increase in salary; and
 - (2) any related employee benefits costs associated with the specified agencies salary increase described by Subsection (a)(1), including contributions required by Article IX, Sections 17.03 and 17.06.
- (b) Amounts appropriated elsewhere in this Act in an individual "salary adjustments" strategy item located within each of the following state agencies' bill patterns include the following amounts from the following sources which are to be used for the specified agencies salary increase described by this section:
 - (1) Texas State Board of Dental Examiners, \$18,194 from the general revenue fund;
 - (2) Funeral Services Commission, \$3,454 from the general revenue fund;
 - (3) Department of Insurance, \$135,474 from the general revenue-dedicated account Texas Department of Insurance Operating Fund Account No. 0036;
 - (4) Office of Injured Employee Counsel, \$74,970 from the general revenue-dedicated account Texas Department of Insurance Operating Fund Account No. 0036;
 - (5) Texas Medical Board, \$41,754 from the general revenue fund;
 - (6) Texas Board of Nursing, \$18,614 from the general revenue fund;
 - (7) Optometry Board, \$3,184 from the general revenue fund;
 - (8) Board of Pharmacy, \$9,390 from the general revenue fund;

SPECIAL PROVISIONS RELATING TO ALL REGULATORY AGENCIES

(Continued)

- (9) Executive Council of Physical Therapy & Occupational Therapy Examiners, \$11,074 from the general revenue fund;
 - (10) Board of Plumbing Examiners, \$9,654 from the general revenue fund; and
 - (11) Board of Veterinary Medical Examiners, \$6,476 from the general revenue fund.
- (c) The amounts identified under Subsection (b) include money from the general revenue fund and general revenue dedicated accounts that is intended to provide the specified agencies salary increase described by this section for any employee currently paid from federal funds that are not available for that purpose.
 - (d) The provisions of Article IX, Section 6.08, requiring salaries and benefits to be paid proportionally from each source of funding are incorporated into this section by reference and apply to funds appropriated for a specified agencies salary increase as identified under Subsection (b). If necessary, each agency shall pay the specified agencies salary increase described by Subsection (b) from funds held in the state treasury and from local funds in the same proportion as the employee's regular compensation is paid, unless the employee's salary is paid from federal funds that are not available for that purpose.
 - (e) The Comptroller of Public Accounts shall adopt rules as necessary to administer this section.
 - (f) A state agency that receives appropriations of money described under Subsection (b) may not increase fees or taxes to offset the appropriation. For the state agencies identified under Subsection (b) that are subject to a provision limiting the amount appropriated to the agency to revenues collected by the agency, the amount necessary to provide employees the specified agencies salary increase is included in the amount identified under Subsection (b).
 - (g) The specified agencies salary increase provided under this section applies to part-time employees hired pursuant to Government Code, Section 658.009. For purposes of this section, in computing the specified agencies salary increase described by this section for those part-time employees, the amount provided for each employee must be proportional to the number of hours the employee works per week as compared to a 40-hour work week.
 - (h) Notwithstanding other restrictions on transfers of appropriations from one strategy to another, the funds appropriated elsewhere in this Act for the specified agencies salary increase as identified in subsection (b) may be transferred to other strategies without limitation for the purpose of implementing the salary increase.
 - (i) The September 1, 2023, increase provided by Article IX, Section 17.18, and the September 1, 2023, specified agencies salary increase provided by this section shall be calculated independently of one another.

**RECAPITULATION - ARTICLE VIII
REGULATORY
(General Revenue)**

	For the Years Ending	
	August 31, 2024	August 31, 2025
	<u>2024</u>	<u>2025</u>
State Office of Administrative Hearings	\$ 7,522,044	\$ 8,033,647
Behavioral Health Executive Council	4,163,286	4,361,190
Board of Chiropractic Examiners	1,051,370	1,087,998
Texas State Board of Dental Examiners	4,523,979	4,706,588
Funeral Service Commission	1,301,296	1,320,176
Board of Professional Geoscientists	671,340	690,261
Health Professions Council	36,056	70,604
Department of Insurance	280,529	284,993
Office of Public Insurance Counsel	1,462,135	1,496,838
Department of Licensing and Regulation	76,143,678	44,676,701
Texas Medical Board	17,952,053	16,397,130
Texas Board of Nursing	11,194,933	11,646,006
Optometry Board	514,751	533,170
Board of Pharmacy	15,213,067	14,589,053
Executive Council of Physical Therapy & Occupational Therapy Examiners	1,718,305	1,641,344
Board of Plumbing Examiners	3,875,808	3,932,358
Racing Commission	1,313,350	1,444,685
Securities Board	9,428,816	9,376,626
Public Utility Commission of Texas	28,465,387	27,227,012
Office of Public Utility Counsel	2,602,683	2,650,188
Board of Veterinary Medical Examiners	<u>3,686,563</u>	<u>2,638,410</u>
 Subtotal, Regulatory	 \$ 193,121,429	 \$ 158,804,978
 Retirement and Group Insurance	 30,178,371	 31,241,934
Social Security and Benefit Replacement Pay	<u>9,301,206</u>	<u>9,776,854</u>
 Subtotal, Employee Benefits	 <u>\$ 39,479,577</u>	 <u>\$ 41,018,788</u>
 TOTAL, ARTICLE VIII - REGULATORY	 <u>\$ 232,601,006</u>	 <u>\$ 199,823,766</u>

**RECAPITULATION - ARTICLE VIII
REGULATORY
(General Revenue-Dedicated)**

	For the Years Ending	
	August 31, 2024	August 31, 2025
Office of Injured Employee Counsel	\$ 9,925,580	\$ 10,379,182
Department of Insurance	120,258,784	124,956,032
Department of Licensing and Regulation	1,014,915	1,014,915
Texas Medical Board	4,628,724	4,583,024
Racing Commission	5,186,030	5,308,782
Public Utility Commission of Texas	5,046,714	4,860,976
Office of Public Utility Counsel	<u>798,081</u>	<u>811,649</u>
Subtotal, Regulatory	\$ 146,858,828	\$ 151,914,560
Retirement and Group Insurance	32,368,587	33,640,594
Social Security and Benefit Replacement Pay	<u>6,913,566</u>	<u>7,359,058</u>
Subtotal, Employee Benefits	\$ <u>39,282,153</u>	\$ <u>40,999,652</u>
TOTAL, ARTICLE VIII - REGULATORY	<u>\$ 186,140,981</u>	<u>\$ 192,914,212</u>

**RECAPITULATION - ARTICLE VIII
REGULATORY
(Federal Funds)**

	For the Years Ending	
	August 31, 2024	August 31, 2025
Department of Insurance	\$ 2,311,430	\$ 2,311,430
Subtotal, Regulatory	\$ 2,311,430	\$ 2,311,430
Retirement and Group Insurance	27,441,765	28,107,447
Social Security and Benefit Replacement Pay	5,456,829	5,489,253
Subtotal, Employee Benefits	\$ 32,898,594	\$ 33,596,700
TOTAL, ARTICLE VIII - REGULATORY	\$ 35,210,024	\$ 35,908,130

**RECAPITULATION - ARTICLE VIII
REGULATORY
(Other Funds)**

	For the Years Ending	
	August 31, 2024	August 31, 2025
State Office of Administrative Hearings	\$ 4,922,166	\$ 4,922,166
Behavioral Health Executive Council	1,148,500	1,148,500
Board of Chiropractic Examiners	99,500	99,500
Texas State Board of Dental Examiners	258,500	258,500
Funeral Service Commission	635,964	87,100
Health Professions Council	1,570,166	1,589,812
Department of Insurance	5,301,092	5,301,092
Office of Public Insurance Counsel	191,670	191,670
Department of Licensing and Regulation	7,214,263	7,214,263
Texas Medical Board	394,835	394,835
Texas Board of Nursing	3,999,401	3,999,401
Optometry Board	45,321	45,321
Board of Pharmacy	214,015	214,015
Executive Council of Physical Therapy & Occupational Therapy Examiners	119,967	119,967
Board of Plumbing Examiners	25,600	25,600
Racing Commission	2,530,000	2,500,000
Public Utility Commission of Texas	5,000,475,000	475,000
Board of Veterinary Medical Examiners	5,527	5,527
Subtotal, Regulatory	\$ 5,029,151,487	\$ 28,592,269
Retirement and Group Insurance	70,647	70,647
Social Security and Benefit Replacement Pay	28,450	28,450
Subtotal, Employee Benefits	\$ 99,097	\$ 99,097
Less Interagency Contracts	\$ 6,739,158	\$ 6,758,804
TOTAL, ARTICLE VIII - REGULATORY	\$ 5,022,511,426	\$ 21,932,562

**RECAPITULATION - ARTICLE VIII
REGULATORY
(All Funds)**

	For the Years Ending	
	August 31, 2024	August 31, 2025
	<u>2024</u>	<u>2025</u>
State Office of Administrative Hearings	\$ 12,444,210	\$ 12,955,813
Behavioral Health Executive Council	5,311,786	5,509,690
Board of Chiropractic Examiners	1,150,870	1,187,498
Texas State Board of Dental Examiners	4,782,479	4,965,088
Funeral Service Commission	1,937,260	1,407,276
Board of Professional Geoscientists	671,340	690,261
Health Professions Council	1,606,222	1,660,416
Office of Injured Employee Counsel	9,925,580	10,379,182
Department of Insurance	128,151,835	132,853,547
Office of Public Insurance Counsel	1,653,805	1,688,508
Department of Licensing and Regulation	84,372,856	52,905,879
Texas Medical Board	22,975,612	21,374,989
Texas Board of Nursing	15,194,334	15,645,407
Optometry Board	560,072	578,491
Board of Pharmacy	15,427,082	14,803,068
Executive Council of Physical Therapy & Occupational Therapy Examiners	1,838,272	1,761,311
Board of Plumbing Examiners	3,901,408	3,957,958
Racing Commission	9,029,380	9,253,467
Securities Board	9,428,816	9,376,626
Public Utility Commission of Texas	5,033,987,101	32,562,988
Office of Public Utility Counsel	3,400,764	3,461,837
Board of Veterinary Medical Examiners	<u>3,692,090</u>	<u>2,643,937</u>
 Subtotal, Regulatory	 \$ 5,371,443,174	 \$ 341,623,237
 Retirement and Group Insurance	 90,059,370	 93,060,622
Social Security and Benefit Replacement Pay	<u>21,700,051</u>	<u>22,653,615</u>
 Subtotal, Employee Benefits	 \$ 111,759,421	 \$ 115,714,237
 Less Interagency Contracts	 <u>\$ 6,739,158</u>	 <u>\$ 6,758,804</u>
 TOTAL, ARTICLE VIII - REGULATORY	 <u>\$ 5,476,463,437</u>	 <u>\$ 450,578,670</u>
 Number of Full-Time-Equivalents (FTE)	 3,369.3	 3,370.8

Part 1.

LEGISLATIVE INTENT

Sec. 1.01. Limitations. The provisions of this article and all other articles of this Act are limitations on the appropriations made by this Act. It is the purpose of the Legislature in enacting this bill only to appropriate monies and to restrict and limit by its provisions the amount and conditions under which the appropriations can be expended.

Part 2.

PROVISIONS RELATING TO THE POSITION CLASSIFICATION PLAN

Sec. 2.01. Position Classification Plan. Except as otherwise specifically provided in this Act, expenditures of appropriations for the salaries of employees, in classified positions in all affected agencies appropriated monies by this Act, other than institutions of higher education, university system offices, and the Texas Higher Education Coordinating Board, are governed by Government Code, Chapter 654, Government Code, Chapter 659, and this section, including the following lists of position classification numbers, position titles, salary group allocations, and rates of pay in classification salary schedules as provided by this article.

CLASSIFIED POSITIONS FOR THE 2024-25 BIENNIUM

Class Number	Class Title	Salary Group
0006	Receptionist I	A09
0008	Receptionist II	A11
0055	Clerk I	A07
0057	Clerk II	A09
0059	Clerk III	A11
0061	Clerk IV	A13
0132	Customer Service Representative I	A11
0134	Customer Service Representative II	A13
0136	Customer Service Representative III	A15
0138	Customer Service Representative IV	A17
0140	Customer Service Representative V	A19
0150	Administrative Assistant I	A09
0152	Administrative Assistant II	A11
0154	Administrative Assistant III	A13
0156	Administrative Assistant IV	A15
0158	Administrative Assistant V	A17
0159	Administrative Assistant VI	A19
0160	Executive Assistant I	B17
0162	Executive Assistant II	B19
0164	Executive Assistant III	B21
0166	Executive Assistant IV	B23
0170	License and Permit Specialist I	B12
0171	License and Permit Specialist II	B14
0172	License and Permit Specialist III	B16
0173	License and Permit Specialist IV	B18
0174	License and Permit Specialist V	B20
0180	Document Services Technician I	A10
0181	Document Services Technician II	A12
0182	Document Services Technician III	A14
0183	Document Services Technician IV	A16
0184	Document Services Technician V	A18
0190	Agenda Coordinator	B20
0211	Database Administrator I	B21
0212	Database Administrator II	B23
0213	Database Administrator III	B25
0214	Database Administrator IV	B27
0215	Database Administrator V	B29
0217	Data Officer	B29
0218	Chief Data Officer	B30
0221	Information Technology Business Analyst I	B21
0222	Information Technology Business Analyst II	B23

CLASSIFIED POSITIONS FOR THE 2024-25 BIENNIUM
(Continued)

0223	Information Technology Business Analyst III	B25
0224	Information Technology Business Analyst IV	B27
0225	Information Technology Business Analyst V	B29
0228	Information Technology Support Specialist I	B14
0229	Information Technology Support Specialist II	B16
0230	Information Technology Support Specialist III	B18
0231	Information Technology Support Specialist IV	B20
0232	Information Technology Support Specialist V	B22
0238	Information Security Officer	B31
0239	Chief Information Security Officer	B32
0241	Programmer I	B20
0242	Programmer II	B22
0243	Programmer III	B24
0244	Programmer IV	B26
0245	Programmer V	B28
0246	Programmer VI	B29
0247	Information Technology Auditor I	B22
0248	Information Technology Auditor II	B24
0249	Information Technology Auditor III	B26
0250	Information Technology Auditor IV	B28
0252	Systems Analyst I	B17
0253	Systems Analyst II	B19
0254	Systems Analyst III	B21
0255	Systems Analyst IV	B23
0256	Systems Analyst V	B25
0257	Systems Analyst VI	B27
0258	Systems Analyst VII	B29
0270	Geographic Information Specialist I	B18
0271	Geographic Information Specialist II	B20
0272	Geographic Information Specialist III	B22
0273	Geographic Information Specialist IV	B24
0274	Geographic Information Specialist V	B26
0282	Telecommunications Specialist I	B18
0283	Telecommunications Specialist II	B20
0284	Telecommunications Specialist III	B22
0285	Telecommunications Specialist IV	B24
0286	Telecommunications Specialist V	B26
0287	Network Specialist I	B17
0288	Network Specialist II	B19
0289	Network Specialist III	B21
0290	Network Specialist IV	B23
0291	Network Specialist V	B25
0292	Network Specialist VI	B27
0294	Business Continuity Coordinator I	B26
0295	Business Continuity Coordinator II	B27
0300	Web Administrator I	B19
0301	Web Administrator II	B21
0302	Web Administrator III	B23
0303	Web Administrator IV	B25
0304	Web Administrator V	B27
0310	Systems Administrator I	B17
0311	Systems Administrator II	B19
0312	Systems Administrator III	B21
0313	Systems Administrator IV	B23
0314	Systems Administrator V	B25
0315	Systems Administrator VI	B27
0317	Data Architect I	B28
0318	Data Architect II	B30
0319	Cybersecurity Analyst I	B23
0320	Cybersecurity Analyst II	B25
0321	Cybersecurity Analyst III	B27
0322	Cybersecurity Analyst IV	B29
0323	Cybersecurity Analyst V	B31
0326	Cybersecurity Officer	B31
0328	Chief Cybersecurity Officer	B32

CLASSIFIED POSITIONS FOR THE 2024-25 BIENNIUM
(Continued)

0340	Accessibility Specialist I	B21
0341	Accessibility Specialist II	B23
0342	Accessibility Specialist III	B25
0516	Planner I	B18
0517	Planner II	B20
0518	Planner III	B22
0519	Planner IV	B24
0520	Planner V	B26
0590	Research and Statistics Technician I	A12
0592	Research and Statistics Technician II	A14
0600	Research Specialist I	B16
0602	Research Specialist II	B18
0604	Research Specialist III	B20
0606	Research Specialist IV	B22
0608	Research Specialist V	B24
0624	Statistician I	B18
0626	Statistician II	B20
0628	Statistician III	B21
0630	Statistician IV	B23
0640	Economist I	B19
0642	Economist II	B21
0644	Economist III	B23
0646	Economist IV	B25
0650	Data Analyst I	B18
0651	Data Analyst II	B20
0652	Data Analyst III	B22
0653	Data Analyst IV	B24
0654	Data Analyst V	B26
0655	Data Analyst VI	B28
0660	Data Scientist I	B28
0662	Data Scientist II	B30
0812	Teacher Aide I	A11
0813	Teacher Aide II	A13
0814	Teacher Aide III	A15
0815	Teacher Aide IV	A17
0820	Education Specialist I	B17
0821	Education Specialist II	B19
0822	Education Specialist III	B21
0823	Education Specialist IV	B23
0824	Education Specialist V	B25
1000	Accounting Technician I	A11
1002	Accounting Technician II	A13
1004	Accounting Technician III	A15
1012	Accountant I	B15
1014	Accountant II	B16
1016	Accountant III	B18
1018	Accountant IV	B20
1020	Accountant V	B22
1022	Accountant VI	B24
1024	Accountant VII	B26
1030	Independent Audit Reviewer I	B25
1032	Independent Audit Reviewer II	B26
1034	Independent Audit Reviewer III	B27
1036	Independent Audit Reviewer IV	B28
1044	Auditor I	B18
1046	Auditor II	B20
1048	Auditor III	B22
1050	Auditor IV	B24
1052	Auditor V	B26
1059	Taxpayer Compliance Officer I	B13
1060	Taxpayer Compliance Officer II	B15
1061	Taxpayer Compliance Officer III	B17
1062	Taxpayer Compliance Officer IV	B19
1063	Taxpayer Compliance Officer V	B21
1064	Taxpayer Compliance Officer VI	B23

CLASSIFIED POSITIONS FOR THE 2024-25 BIENNIUM
(Continued)

1065	Tax Analyst I	B23
1066	Tax Analyst II	B24
1067	Tax Analyst III	B25
1068	Tax Analyst IV	B26
1069	Tax Analyst V	B27
1073	Accounts Examiner I	B13
1074	Accounts Examiner II	B15
1075	Accounts Examiner III	B17
1076	Accounts Examiner IV	B19
1077	Accounts Examiner V	B21
1078	Accounts Examiner VI	B23
1080	Financial Analyst I	B20
1082	Financial Analyst II	B22
1084	Financial Analyst III	B24
1085	Financial Analyst IV	B26
1090	Taxpayer Enforcement Officer I	B15
1091	Taxpayer Enforcement Officer II	B17
1092	Taxpayer Enforcement Officer III	B19
1093	Taxpayer Enforcement Officer IV	B21
1094	Taxpayer Enforcement Officer V	B23
1100	Financial Examiner I	B17
1102	Financial Examiner II	B19
1104	Financial Examiner III	B21
1106	Financial Examiner IV	B23
1108	Financial Examiner V	B25
1110	Financial Examiner VI	B27
1112	Financial Examiner VII	B29
1130	Investment Analyst I	B22
1131	Investment Analyst II	B24
1132	Investment Analyst III	B26
1133	Investment Analyst IV	B28
1134	Investment Analyst V	B30
1140	Portfolio Manager I	B27
1141	Portfolio Manager II	B29
1142	Portfolio Manager III	B31
1143	Portfolio Manager IV	B33
1144	Portfolio Manager V	B35
1145	Portfolio Manager VI	B36
1155	Budget Analyst I	B18
1156	Budget Analyst II	B20
1157	Budget Analyst III	B22
1158	Budget Analyst IV	B24
1159	Budget Analyst V	B26
1161	Trader I	B25
1162	Trader II	B27
1163	Trader III	B29
1175	Chief Trader I	B31
1176	Chief Trader II	B33
1200	Internal Auditor I	B18
1201	Internal Auditor II	B20
1202	Internal Auditor III	B22
1203	Internal Auditor IV	B24
1204	Internal Auditor V	B26
1242	Reimbursement Officer I	B12
1244	Reimbursement Officer II	B14
1246	Reimbursement Officer III	B16
1248	Reimbursement Officer IV	B18
1250	Reimbursement Officer V	B20
1255	Reimbursement Analyst I	B21
1256	Reimbursement Analyst II	B23
1257	Reimbursement Analyst III	B25
1260	Loan Specialist I	B17
1261	Loan Specialist II	B19
1262	Loan Specialist III	B21
1263	Loan Specialist IV	B23

CLASSIFIED POSITIONS FOR THE 2024-25 BIENNIUM

(Continued)

1280	Tax Auditor I	B18
1281	Tax Auditor II	B20
1282	Tax Auditor III	B22
1283	Tax Auditor IV	B24
1284	Tax Auditor V	B25
1285	Tax Auditor VI	B26
1286	Tax Auditor Supervisor	B27
1287	Tax Auditor Manager	B29
1290	Payroll Assistant	A13
1291	Payroll Specialist I	B15
1292	Payroll Specialist II	B17
1293	Payroll Specialist III	B19
1294	Payroll Specialist IV	B21
1295	Payroll Specialist V	B23
1315	Boiler Inspector I	B20
1316	Boiler Inspector II	B21
1317	Boiler Inspector III	B22
1321	Inspector I	B11
1322	Inspector II	B13
1323	Inspector III	B15
1324	Inspector IV	B17
1325	Inspector V	B19
1326	Inspector VI	B21
1327	Inspector VII	B23
1350	Investigator I	B12
1351	Investigator II	B14
1352	Investigator III	B16
1353	Investigator IV	B18
1354	Investigator V	B20
1355	Investigator VI	B22
1356	Investigator VII	B24
1400	Compliance Analyst I	B19
1401	Compliance Analyst II	B21
1402	Compliance Analyst III	B23
1403	Compliance Analyst IV	B25
1410	Quality Assurance Specialist I	B17
1411	Quality Assurance Specialist II	B18
1412	Quality Assurance Specialist III	B20
1413	Quality Assurance Specialist IV	B22
1550	Staff Services Officer I	B17
1551	Staff Services Officer II	B18
1552	Staff Services Officer III	B19
1553	Staff Services Officer IV	B20
1554	Staff Services Officer V	B21
1558	Project Manager I	B20
1559	Project Manager II	B22
1560	Project Manager III	B24
1561	Project Manager IV	B26
1562	Project Manager V	B28
1570	Program Specialist I	B17
1571	Program Specialist II	B18
1572	Program Specialist III	B19
1573	Program Specialist IV	B20
1574	Program Specialist V	B21
1575	Program Specialist VI	B23
1576	Program Specialist VII	B25
1580	Program Supervisor I	B17
1581	Program Supervisor II	B18
1582	Program Supervisor III	B19
1583	Program Supervisor IV	B20
1584	Program Supervisor V	B21
1586	Program Supervisor VI	B23
1588	Program Supervisor VII	B25
1600	Manager I	B22
1601	Manager II	B23

CLASSIFIED POSITIONS FOR THE 2024-25 BIENNIUM
(Continued)

1602	Manager III	B24
1603	Manager IV	B25
1604	Manager V	B26
1605	Manager VI	B27
1606	Manager VII	B28
1620	Director I	B26
1621	Director II	B27
1622	Director III	B28
1623	Director IV	B29
1624	Director V	B30
1625	Director VI	B31
1626	Director VII	B32
1630	Deputy Director I	B33
1631	Deputy Director II	B34
1632	Deputy Director III	B35
1633	Deputy Director IV	B36
1640	Deputy Comptroller	B36
1641	Associate Deputy Attorney General	B32
1642	Deputy Attorney General	B34
1643	Deputy First Assistant Attorney General	B35
1644	First Assistant Attorney General	B36
1650	Portfolio Project Manager I	B28
1652	Portfolio Project Manager II	B30
1660	Project Management Specialist I	B19
1661	Project Management Specialist II	B21
1662	Project Management Specialist III	B23
1670	Program Management Specialist I	B25
1671	Program Management Specialist II	B26
1672	Program Management Specialist III	B27
1673	Program Management Specialist IV	B28
1680	Agile Scrum Master I	B26
1681	Agile Scrum Master II	B28
1727	Human Resources Assistant	B13
1729	Human Resources Specialist I	B15
1731	Human Resources Specialist II	B17
1733	Human Resources Specialist III	B19
1735	Human Resources Specialist IV	B21
1737	Human Resources Specialist V	B23
1739	Human Resources Specialist VI	B25
1780	Training and Development Assistant	B12
1781	Training and Development Specialist I	B14
1782	Training and Development Specialist II	B16
1783	Training and Development Specialist III	B18
1784	Training and Development Specialist IV	B20
1785	Training and Development Specialist V	B22
1786	Training and Development Specialist VI	B24
1790	E-Learning Developer I	B21
1791	E-Learning Developer II	B23
1792	E-Learning Developer III	B25
1800	Intelligent Transportation Systems Operations Technician I	B15
1802	Intelligent Transportation Systems Operations Technician II	B17
1804	Intelligent Transportation Systems Operations Technician III	B19
1806	Intelligent Transportation Systems Operations Technician IV	B21
1810	Creative Media Designer I	B17
1812	Creative Media Designer II	B19
1814	Creative Media Designer III	B21
1816	Creative Media Designer IV	B23
1822	Marketing Specialist I	B16
1823	Marketing Specialist II	B18
1824	Marketing Specialist III	B20
1825	Marketing Specialist IV	B22
1826	Marketing Specialist V	B24
1830	Information Specialist I	B16
1831	Information Specialist II	B18
1832	Information Specialist III	B20

CLASSIFIED POSITIONS FOR THE 2024-25 BIENNIUM
(Continued)

1833	Information Specialist IV	B22
1834	Information Specialist V	B24
1840	Multimedia Technician I	A11
1841	Multimedia Technician II	A13
1842	Multimedia Technician III	A15
1843	Multimedia Technician IV	A17
1850	Multimedia Specialist I	B20
1851	Multimedia Specialist II	B22
1860	Management Analyst I	B19
1862	Management Analyst II	B21
1864	Management Analyst III	B23
1866	Management Analyst IV	B25
1868	Management Analyst V	B27
1870	Technical Writer I	B19
1871	Technical Writer II	B21
1872	Technical Writer III	B23
1875	Editor I	B18
1876	Editor II	B20
1877	Editor III	B22
1880	Governor's Advisor I	B21
1881	Governor's Advisor II	B23
1882	Governor's Advisor III	B25
1883	Governor's Advisor IV	B27
1884	Governor's Advisor V	B29
1890	Government Relations Specialist I	B23
1892	Government Relations Specialist II	B25
1894	Government Relations Specialist III	B27
1897	Privacy Analyst I	B21
1898	Privacy Analyst II	B23
1899	Privacy Analyst III	B25
1911	Inventory and Store Specialist I	A11
1912	Inventory and Store Specialist II	A13
1913	Inventory and Store Specialist III	A15
1914	Inventory and Store Specialist IV	A17
1915	Inventory and Store Specialist V	A19
1919	Grant Specialist I	B17
1920	Grant Specialist II	B19
1921	Grant Specialist III	B21
1922	Grant Specialist IV	B23
1923	Grant Specialist V	B25
1930	Purchaser I	B13
1931	Purchaser II	B15
1932	Purchaser III	B17
1933	Purchaser IV	B19
1934	Purchaser V	B21
1935	Purchaser VI	B23
1936	Purchaser VII	B25
1960	Contract Administration Manager I	B26
1962	Contract Administration Manager II	B28
1974	Contract Technician	A13
1976	Contract Specialist I	B16
1980	Contract Specialist II	B18
1982	Contract Specialist III	B20
1984	Contract Specialist IV	B22
1986	Contract Specialist V	B24
1990	Property Manager I	B18
1992	Property Manager II	B20
1994	Property Manager III	B22
1995	Property Manager IV	B24
1996	Fleet Manager I	B18
1997	Fleet Manager II	B20
1998	Fleet Manager III	B22
1999	Fleet Manager IV	B24
2054	Land Surveyor I	B21
2056	Land Surveyor II	B23

CLASSIFIED POSITIONS FOR THE 2024-25 BIENNIUM
(Continued)

2058	Land Surveyor III	B25
2062	Appraiser I	B17
2064	Appraiser II	B19
2065	Appraiser III	B21
2066	Appraiser IV	B23
2067	Appraiser V	B25
2082	Right of Way Agent I	B16
2084	Right of Way Agent II	B18
2086	Right of Way Agent III	B20
2088	Right of Way Agent IV	B22
2090	Right of Way Agent V	B24
2091	Right of Way Agent VI	B26
2093	Utility Specialist I	B21
2094	Utility Specialist II	B23
2100	Minerals Specialist I	B22
2101	Minerals Specialist II	B24
2102	Minerals Specialist III	B26
2106	Survey Technician I	A18
2107	Survey Technician II	A20
2119	Engineering Aide	A11
2122	Engineering Technician I	A13
2123	Engineering Technician II	A15
2124	Engineering Technician III	A17
2125	Engineering Technician IV	A19
2127	Engineering Specialist I	B18
2128	Engineering Specialist II	B19
2129	Engineering Specialist III	B20
2130	Engineering Specialist IV	B21
2131	Engineering Specialist V	B22
2132	Engineering Specialist VI	B24
2152	Engineer I	B23
2153	Engineer II	B24
2154	Engineer III	B25
2155	Engineer IV	B26
2156	Engineer V	B27
2157	Engineer VI	B28
2161	District Engineer	B34
2181	Drafting Technician I	A18
2182	Drafting Technician II	A20
2255	Project Design Specialist I	B19
2256	Project Design Specialist II	B20
2257	Project Design Specialist III	B21
2260	Architect I	B21
2264	Architect II	B23
2266	Architect III	B25
2268	Architect IV	B27
2271	Intelligent Transportation Systems Specialist I	B21
2272	Intelligent Transportation Systems Specialist II	B23
2273	Intelligent Transportation Systems Specialist III	B25
2340	Geologic Specialist I	B17
2342	Geologic Specialist II	B19
2360	Geoscientist I	B20
2364	Geoscientist II	B22
2365	Geoscientist III	B24
2366	Geoscientist IV	B26
2456	Hydrologist I	B18
2460	Hydrologist II	B20
2464	Hydrologist III	B22
2465	Hydrologist IV	B24
2466	Hydrologist V	B26
2472	Chemist I	B17
2473	Chemist II	B19
2474	Chemist III	B21
2475	Chemist IV	B23
2476	Chemist V	B25

CLASSIFIED POSITIONS FOR THE 2024-25 BIENNIUM
(Continued)

2583	Sanitarian I	B17
2584	Sanitarian II	B19
2585	Sanitarian III	B21
2640	Park Ranger I	B15
2641	Park Ranger II	B17
2642	Park Ranger III	B19
2643	Park Ranger IV	B21
2644	Park Ranger V	B23
2651	Environmental Protection Specialist I	B16
2652	Environmental Protection Specialist II	B18
2653	Environmental Protection Specialist III	B20
2654	Environmental Protection Specialist IV	B22
2655	Environmental Protection Specialist V	B25
2661	Toxicologist I	B22
2662	Toxicologist II	B24
2663	Toxicologist III	B26
2682	Natural Resources Specialist I	B16
2683	Natural Resources Specialist II	B18
2684	Natural Resources Specialist III	B20
2685	Natural Resources Specialist IV	B22
2686	Natural Resources Specialist V	B24
2688	Fish and Wildlife Technician I	A13
2689	Fish and Wildlife Technician II	A15
2690	Fish and Wildlife Technician III	A17
2692	Assistant Park/Historic Site Superintendent I	B19
2694	Assistant Park/Historic Site Superintendent II	B20
2696	Assistant Park/Historic Site Superintendent III	B21
2698	Assistant Park/Historic Site Superintendent IV	B22
2700	Park/Historic Site Superintendent I	B20
2701	Park/Historic Site Superintendent II	B21
2702	Park/Historic Site Superintendent III	B22
2703	Park/Historic Site Superintendent IV	B23
2704	Park/Historic Site Superintendent V	B24
2705	Park/Historic Site Superintendent VI	B25
2720	Lifeguard I	A08
2721	Lifeguard II	A10
2730	Safety Officer I	B17
2731	Safety Officer II	B19
2732	Safety Officer III	B21
2733	Safety Officer IV	B23
2734	Safety Officer V	B25
2740	Risk Management Specialist I	B16
2741	Risk Management Specialist II	B18
2742	Risk Management Specialist III	B20
2743	Risk Management Specialist IV	B22
2744	Risk Management Specialist V	B24
2761	Rescue Specialist I	B18
2762	Rescue Specialist II	B20
2763	Rescue Specialist III	B22
2770	Emergency Medical Services Specialist I	B20
2771	Emergency Medical Services Specialist II	B22
2802	Actuary I	B21
2803	Actuary II	B23
2804	Actuary III	B25
2805	Actuary IV	B27
2806	Actuary V	B31
2808	Chief Actuary	B33
2842	Insurance Specialist I	B14
2843	Insurance Specialist II	B16
2844	Insurance Specialist III	B18
2845	Insurance Specialist IV	B20
2912	Retirement System Benefits Specialist I	B14
2913	Retirement System Benefits Specialist II	B16
2914	Retirement System Benefits Specialist III	B18
2915	Retirement System Benefits Specialist IV	B20

CLASSIFIED POSITIONS FOR THE 2024-25 BIENNIUM
(Continued)

2916	Retirement System Benefits Specialist V	B22
2921	Claims Examiner I	B14
2922	Claims Examiner II	B16
2923	Claims Examiner III	B18
2924	Claims Examiner IV	B20
3020	Workforce Development Specialist I	B11
3021	Workforce Development Specialist II	B12
3023	Workforce Development Specialist III	B14
3025	Workforce Development Specialist IV	B16
3026	Workforce Development Specialist V	B18
3151	Unemployment Insurance Claims Examiner I	B11
3153	Unemployment Insurance Claims Examiner II	B13
3154	Unemployment Insurance Claims Examiner III	B15
3171	Unemployment Insurance Specialist I	B16
3173	Unemployment Insurance Specialist II	B18
3502	Attorney I	B22
3503	Attorney II	B24
3504	Attorney III	B26
3505	Attorney IV	B28
3506	Attorney V	B30
3510	Assistant Attorney General I	B22
3511	Assistant Attorney General II	B24
3512	Assistant Attorney General III	B26
3513	Assistant Attorney General IV	B28
3514	Assistant Attorney General V	B30
3515	Assistant Attorney General VI	B31
3516	Assistant Attorney General VII	B32
3521	General Counsel I	B26
3522	General Counsel II	B28
3523	General Counsel III	B30
3524	General Counsel IV	B32
3525	General Counsel V	B34
3530	Hearings Officer I	B19
3531	Hearings Officer II	B20
3532	Hearings Officer III	B21
3533	Hearings Officer IV	B22
3534	Hearings Officer V	B23
3559	Hearings Reporter	B22
3565	Legal Secretary I	A13
3566	Legal Secretary II	A15
3567	Legal Secretary III	A17
3568	Legal Secretary IV	A19
3569	Legal Secretary V	A21
3572	Legal Assistant I	B16
3574	Legal Assistant II	B18
3576	Legal Assistant III	B20
3578	Legal Assistant IV	B22
3580	Legal Assistant V	B24
3604	Law Clerk	B14
3610	Court Law Clerk I	B19
3611	Court Law Clerk II	B21
3620	Deputy Clerk I	A13
3622	Deputy Clerk II	A15
3624	Deputy Clerk III	A17
3626	Deputy Clerk IV	A19
3630	Chief Deputy Clerk	B23
3635	Clerk of the Court	B29
3637	Court Coordinator	B17
3640	Administrative Law Judge I	B25
3642	Administrative Law Judge II	B26
3644	Administrative Law Judge III	B27
3646	Master Administrative Law Judge I	B29
3648	Master Administrative Law Judge II	B31
3660	Ombudsman I	B17
3662	Ombudsman II	B19

CLASSIFIED POSITIONS FOR THE 2024-25 BIENNIUM

(Continued)

3663	Ombudsman III	B21
3665	Ombudsman IV	B23
3666	Ombudsman V	B25
3667	Ombudsman VI	B27
3668	Ombudsman VII	B29
3670	Benefit Review Officer I	B19
3672	Benefit Review Officer II	B21
3674	Benefit Review Officer III	B23
3690	Medical Fee Dispute Officer I	B19
3692	Medical Fee Dispute Officer II	B21
3694	Medical Fee Dispute Officer III	B23
4001	Dietetic Technician I	A09
4002	Dietetic Technician II	A11
4007	Certified Peer Support Specialist I	A10
4008	Certified Peer Support Specialist II	A12
4016	Dietetic and Nutrition Specialist I	B18
4017	Dietetic and Nutrition Specialist II	B20
4018	Dietetic and Nutrition Specialist III	B22
4050	Health Informatics Specialist I	B20
4051	Health Informatics Specialist II	B22
4052	Health Informatics Specialist III	B24
4053	Health Informatics Specialist IV	B26
4072	Public Health and Prevention Specialist I	B14
4074	Public Health and Prevention Specialist II	B16
4076	Public Health and Prevention Specialist III	B18
4078	Public Health and Prevention Specialist IV	B20
4080	Public Health and Prevention Specialist V	B22
4082	Epidemiologist I	B19
4083	Epidemiologist II	B21
4084	Epidemiologist III	B23
4085	Epidemiologist IV	B25
4125	Veterinarian I	B24
4127	Veterinarian II	B26
4129	Veterinarian III	B28
4131	Veterinarian IV	B30
4142	Laboratory Technician I	A11
4144	Laboratory Technician II	A13
4146	Laboratory Technician III	A15
4148	Laboratory Technician IV	A17
4212	Molecular Biologist I	B16
4214	Molecular Biologist II	B18
4216	Molecular Biologist III	B20
4218	Molecular Biologist IV	B22
4220	Molecular Biologist V	B24
4221	Microbiologist I	B16
4222	Microbiologist II	B18
4223	Microbiologist III	B20
4224	Microbiologist IV	B22
4225	Microbiologist V	B24
4226	Health Specialist I	B17
4227	Health Specialist II	B18
4228	Health Specialist III	B19
4229	Health Specialist IV	B20
4230	Health Specialist V	B21
4232	Health Specialist VI	B23
4231	Health Assistant	B14
4292	Radiological Technologist I	B16
4293	Radiological Technologist II	B18
4294	Radiological Technologist III	B20
4342	Orthopedic Equipment Technician I	A11
4344	Orthopedic Equipment Technician II	A13
4346	Orthopedic Equipment Technician III	A15
4350	Psychiatric Nursing Assistant I	A09
4351	Psychiatric Nursing Assistant II	A11
4352	Psychiatric Nursing Assistant III	A13

CLASSIFIED POSITIONS FOR THE 2024-25 BIENNIUM
(Continued)

4353	Psychiatric Nursing Assistant IV	A15
4354	Psychiatric Nursing Assistant V	A17
4360	Registered Therapist Assistant	A19
4362	Registered Therapist I	B20
4363	Registered Therapist II	B21
4364	Registered Therapist III	B23
4365	Registered Therapist IV	B25
4366	Registered Therapist V	B27
4383	Medical Technician I	A06
4384	Medical Technician II	A08
4385	Medical Technician III	A10
4386	Medical Technician IV	A12
4387	Medical Technician V	A14
4390	Health Physicist I	B22
4392	Health Physicist II	B24
4394	Health Physicist III	B26
4401	Medical Technologist I	B14
4402	Medical Technologist II	B16
4403	Medical Technologist III	B18
4404	Medical Technologist IV	B20
4405	Medical Technologist V	B22
4411	Nurse I	B20
4412	Nurse II	B22
4413	Nurse III	B24
4414	Nurse IV	B26
4415	Nurse V	B28
4416	Public Health Nurse I	B20
4417	Public Health Nurse II	B22
4418	Public Health Nurse III	B24
4419	Public Health Nurse IV	B26
4420	Public Health Nurse V	B28
4421	Licensed Vocational Nurse I	A15
4422	Licensed Vocational Nurse II	A17
4423	Licensed Vocational Nurse III	A18
4424	Licensed Vocational Nurse IV	A19
4428	Respiratory Care Practitioner	A20
4435	Resident Physician	B20
4436	Physician I	B33
4437	Physician II	B34
4438	Physician III	B35
4439	Physician IV	B36
4440	Physician Assistant	B28
4451	Advanced Practice Registered Nurse I	B28
4452	Advanced Practice Registered Nurse II	B29
4453	Medical Research Specialist	B24
4455	Dentist I	B29
4457	Dentist II	B31
4459	Dentist III	B33
4462	Psychologist I	B23
4464	Psychologist II	B25
4465	Psychologist III	B27
4469	Psychological Associate I	B19
4470	Psychological Associate II	B20
4471	Psychological Associate III	B21
4472	Psychological Associate IV	B22
4473	Behavior Analyst I	B22
4474	Behavior Analyst II	B24
4476	Psychiatrist I	B32
4477	Psychiatrist II	B33
4478	Psychiatrist III	B34
4479	Psychiatrist IV	B35
4481	Psychiatrist V	B36
4480	Psychiatric Clinical Director	B35
4482	Dental Assistant I	A12
4483	Dental Assistant II	A14

CLASSIFIED POSITIONS FOR THE 2024-25 BIENNIUM

(Continued)

4489	Dental Hygienist I	B21
4490	Dental Hygienist II	B23
4492	Pharmacist I	B27
4493	Pharmacist II	B29
4494	Pharmacist III	B31
4498	Pharmacy Technician I	A11
4499	Pharmacy Technician II	A13
4501	Correctional Officer I	A11
4502	Correctional Officer II	A13
4503	Correctional Officer III	A15
4504	Correctional Officer IV	A16
4505	Correctional Officer V	A18
4510	Sergeant of Correctional Officers	B19
4511	Lieutenant of Correctional Officers	B20
4512	Captain of Correctional Officers	B21
4513	Major of Correctional Officers	B22
4520	Juvenile Correctional Officer I	A11
4521	Juvenile Correctional Officer II	A13
4522	Juvenile Correctional Officer III	A15
4523	Juvenile Correctional Officer IV	A16
4524	Juvenile Correctional Officer V	A18
4525	Juvenile Correctional Officer Supervisor	B20
4526	Dorm Supervisor I	B21
4527	Dorm Supervisor II	B22
4530	Halfway House Assistant Superintendent	B22
4531	Halfway House Superintendent	B24
4532	Youth Facility Assistant Superintendent	B24
4533	Youth Facility Superintendent	B26
4540	Parole Officer I	B17
4541	Parole Officer II	B18
4542	Parole Officer III	B19
4543	Parole Officer IV	B21
4544	Parole Officer V	B23
4550	Assistant Warden	B24
4551	Warden I	B26
4552	Warden II	B27
4560	Counsel Substitute I	A13
4561	Counsel Substitute II	A15
4562	Counsel Substitute III	A17
4647	Industrial Specialist I	A14
4648	Industrial Specialist II	A15
4649	Industrial Specialist III	A16
4650	Industrial Specialist IV	A17
4651	Industrial Specialist V	A18
4672	Agriculture Specialist I	A14
4673	Agriculture Specialist II	A15
4674	Agriculture Specialist III	A16
4675	Agriculture Specialist IV	A17
4676	Agriculture Specialist V	A18
5002	Adult Protective Services Specialist I	B16
5003	Adult Protective Services Specialist II	B17
5004	Adult Protective Services Specialist III	B18
5005	Adult Protective Services Specialist IV	B19
5006	Adult Protective Services Specialist V	B20
5010	Family Services Specialist I	B20
5011	Family Services Specialist II	B21
5016	Family and Protective Services Supervisor I	B21
5017	Family and Protective Services Supervisor II	B23
5018	Family and Protective Services Supervisor III	B25
5023	Child Protective Services Specialist I	B16
5024	Child Protective Services Specialist II	B17
5025	Child Protective Services Specialist III	B18
5026	Child Protective Services Specialist IV	B19
5027	Child Protective Services Specialist V	B20
5030	Protective Services Intake Specialist I	B15

CLASSIFIED POSITIONS FOR THE 2024-25 BIENNIUM

(Continued)

5031	Protective Services Intake Specialist II	B16
5032	Protective Services Intake Specialist III	B17
5033	Protective Services Intake Specialist IV	B18
5034	Protective Services Intake Specialist V	B19
5050	Rehabilitation Therapy Technician I	A06
5051	Rehabilitation Therapy Technician II	A08
5052	Rehabilitation Therapy Technician III	A10
5053	Rehabilitation Therapy Technician IV	A12
5054	Rehabilitation Therapy Technician V	A14
5062	Vocational Rehabilitation Counselor I	B17
5063	Vocational Rehabilitation Counselor II	B18
5064	Vocational Rehabilitation Counselor III	B19
5065	Vocational Rehabilitation Counselor IV	B21
5079	Chaplaincy Services Assistant	A13
5081	Chaplain I	B17
5082	Chaplain II	B19
5083	Chaplain III	B21
5090	Rehabilitation Teacher I	B12
5091	Rehabilitation Teacher II	B14
5092	Rehabilitation Teacher III	B16
5104	Veterans Services Representative I	B16
5105	Veterans Services Representative II	B17
5106	Veterans Services Representative III	B18
5107	Veterans Services Representative IV	B19
5108	Veterans Services Representative V	B20
5109	Veterans Services Representative VI	B21
5111	Substance Abuse Counselor I	B16
5112	Substance Abuse Counselor II	B17
5113	Substance Abuse Counselor III	B18
5121	Direct Support Professional I	A09
5122	Direct Support Professional II	A11
5123	Direct Support Professional III	A13
5124	Direct Support Professional IV	A15
5125	Direct Support Professional V	A17
5131	Qualified Intellectual Disability Professional I	B19
5132	Qualified Intellectual Disability Professional II	B20
5133	Qualified Intellectual Disability Professional III	B21
5134	Qualified Intellectual Disability Professional IV	B23
5140	Recreation Program Specialist I	B13
5142	Recreation Program Specialist II	B15
5144	Recreation Program Specialist III	B17
5201	Resident Specialist I	A08
5203	Resident Specialist II	A10
5205	Resident Specialist III	A12
5207	Resident Specialist IV	A14
5209	Resident Specialist V	A16
5226	Case Manager I	B12
5227	Case Manager II	B14
5228	Case Manager III	B16
5229	Case Manager IV	B18
5230	Case Manager V	B20
5232	Volunteer Services Coordinator I	B13
5233	Volunteer Services Coordinator II	B15
5234	Volunteer Services Coordinator III	B17
5235	Volunteer Services Coordinator IV	B19
5400	Social Worker I	B16
5402	Social Worker II	B18
5404	Social Worker III	B20
5406	Social Worker IV	B22
5503	Human Services Technician I	A08
5504	Human Services Technician II	A10
5505	Human Services Technician III	A11
5506	Human Services Technician IV	A13
5540	Child Support Officer I	B11
5541	Child Support Officer II	B13

CLASSIFIED POSITIONS FOR THE 2024-25 BIENNIUM

(Continued)

5542	Child Support Officer III	B15
5543	Child Support Officer IV	B17
5544	Child Support Officer V	B19
5551	Child Support Technician I	A11
5552	Child Support Technician II	A13
5553	Child Support Technician III	A15
5616	Interpreter/Translator I	B17
5617	Interpreter/Translator II	B19
5618	Interpreter/Translator III	B21
5619	Interpreter/Translator IV	B23
5620	Texas Works Advisor I	B12
5622	Texas Works Advisor II	B13
5624	Texas Works Advisor III	B14
5626	Texas Works Advisor IV	B15
5628	Texas Works Advisor V	B16
5630	Texas Works Supervisor I	B19
5632	Texas Works Supervisor II	B21
5700	Human Services Specialist I	B11
5701	Human Services Specialist II	B12
5702	Human Services Specialist III	B13
5703	Human Services Specialist IV	B14
5704	Human Services Specialist V	B15
5705	Human Services Specialist VI	B16
5706	Human Services Specialist VII	B17
5711	Transition Coordinator I	B17
5713	Transition Coordinator II	B21
5720	Human Rights Officer I	B19
5721	Human Rights Officer II	B21
5722	Human Rights Officer III	B23
5723	Human Rights Officer IV	B25
5730	Guardianship Specialist I	B19
5731	Guardianship Specialist II	B20
5732	Guardianship Specialist III	B21
5735	Guardianship Supervisor I	B21
5736	Guardianship Supervisor II	B22
5737	Guardianship Supervisor III	B23
6052	Forensic Scientist I	B20
6053	Forensic Scientist II	B21
6054	Forensic Scientist III	B22
6055	Forensic Scientist IV	B23
6056	Forensic Scientist V	B24
6057	Forensic Scientist VI	B25
6095	Police Communications Operator I	B14
6096	Police Communications Operator II	B15
6097	Police Communications Operator III	B16
6098	Police Communications Operator IV	B17
6099	Police Communications Operator V	B19
6100	Police Communications Operator VI	B20
6101	Police Communications Operator VII	B22
6115	Biometrics Analyst I	B13
6116	Biometrics Analyst II	B15
6117	Biometrics Analyst III	B17
6118	Biometrics Analyst IV	B19
6121	Crime Laboratory Specialist I	B18
6122	Crime Laboratory Specialist II	B19
6123	Crime Laboratory Specialist III	B20
6124	Crime Laboratory Specialist IV	B21
6160	Crime Analyst I	B15
6162	Crime Analyst II	B17
6163	Crime Analyst III	B19
6170	Criminal Intelligence Analyst I	B21
6172	Criminal Intelligence Analyst II	B23
6174	Criminal Intelligence Analyst III	B25
6221	Public Safety Records Technician I	A10
6222	Public Safety Records Technician II	A11

CLASSIFIED POSITIONS FOR THE 2024-25 BIENNIUM
(Continued)

6223	Public Safety Records Technician III	A12
6224	Public Safety Records Technician IV	A13
6229	Security Officer I	A08
6230	Security Officer II	A10
6232	Security Officer III	A12
6234	Security Officer IV	A14
6236	Security Officer V	A16
6240	Emergency Management Program Coordinator I	B17
6241	Emergency Management Program Coordinator II	B19
6242	Emergency Management Program Coordinator III	B21
6243	Emergency Management Program Coordinator IV	B23
6244	Emergency Management Program Coordinator V	B25
6400	Military Technician I	A10
6401	Military Technician II	A12
6402	Military Technician III	A14
6403	Military Technician IV	A16
6405	Military Technician V	A20
6501	Military Specialist I	B20
6502	Military Specialist II	B22
6503	Military Specialist III	B24
6504	Military Specialist IV	B27
6505	Military Specialist V	B30
7306	Archeologist I	B20
7308	Archeologist II	B22
7310	Archeologist III	B24
7315	Historian I	B17
7317	Historian II	B19
7319	Historian III	B21
7352	Library Assistant I	A11
7354	Library Assistant II	A13
7401	Librarian I	B16
7402	Librarian II	B18
7403	Librarian III	B20
7404	Librarian IV	B22
7405	Archivist I	B16
7407	Archivist II	B18
7409	Archivist III	B20
7411	Archivist IV	B22
7464	Exhibit Technician	B15
7466	Curator I	B16
7468	Curator II	B18
7470	Curator III	B20
7472	Curator IV	B22
7480	Records Analyst I	B15
7481	Records Analyst II	B17
7482	Records Analyst III	B19
8003	Custodian I	A07
8005	Custodian II	A08
8007	Custodian III	A10
8009	Custodian IV	A12
8021	Custodial Manager I	A13
8023	Custodial Manager II	A15
8025	Custodial Manager III	A17
8031	Groundskeeper I	A07
8032	Groundskeeper II	A08
8033	Groundskeeper III	A10
8034	Groundskeeper IV	A12
8035	Groundskeeper V	A14
8103	Food Service Worker I	A07
8104	Food Service Worker II	A09
8105	Food Service Worker III	A11
8108	Food Service Manager I	A13
8109	Food Service Manager II	A15
8110	Food Service Manager III	A17
8111	Food Service Manager IV	A19

CLASSIFIED POSITIONS FOR THE 2024-25 BIENNIUM
(Continued)

8116	Cook I	A08
8117	Cook II	A09
8118	Cook III	A11
8119	Cook IV	A13
8252	Laundry/Sewing Room Worker I	A07
8253	Laundry/Sewing Room Worker II	A09
8254	Laundry/Sewing Room Worker III	A11
8261	Laundry Manager I	A15
8262	Laundry Manager II	A17
8263	Laundry Manager III	A19
8302	Barber/Cosmetologist	A09
9022	Equipment Operator I	A15
9024	Equipment Operator II	A16
9026	Equipment Operator III	A18
9028	Equipment Operator IV	A20
9034	Air Conditioning and Boiler Operator I	A13
9035	Air Conditioning and Boiler Operator II	A15
9036	Air Conditioning and Boiler Operator III	A17
9037	Air Conditioning and Boiler Operator IV	A19
9041	Maintenance Specialist I	A10
9042	Maintenance Specialist II	A12
9043	Maintenance Specialist III	A13
9044	Maintenance Specialist IV	A15
9045	Maintenance Specialist V	A17
9053	Maintenance Supervisor I	A16
9054	Maintenance Supervisor II	A17
9055	Maintenance Supervisor III	A18
9056	Maintenance Supervisor IV	A20
9060	Electronics Technician I	A16
9062	Electronics Technician II	A18
9064	Electronics Technician III	A20
9066	Electronics Technician IV	A22
9305	Transportation Maintenance Specialist I	A16
9306	Transportation Maintenance Specialist II	A17
9307	Transportation Maintenance Specialist III	A18
9308	Transportation Maintenance Specialist IV	A19
9309	Transportation Maintenance Specialist V	A20
9322	Vehicle Driver I	A09
9323	Vehicle Driver II	A11
9324	Vehicle Driver III	A13
9325	Vehicle Driver IV	A15
9326	Vehicle Driver V	A17
9327	Vehicle Driver VI	A20
9416	Motor Vehicle Technician I	A12
9417	Motor Vehicle Technician II	A14
9418	Motor Vehicle Technician III	A16
9419	Motor Vehicle Technician IV	A18
9420	Motor Vehicle Technician V	A20
9512	Machinist I	A16
9514	Machinist II	A18
9626	Aircraft Pilot I	B24
9628	Aircraft Pilot II	B26
9630	Aircraft Pilot III	B28
9638	Aircraft Mechanic I	B22
9640	Aircraft Mechanic II	B23
9642	Aircraft Mechanic III	B24
9700	Radio Communications Technician I	A13
9704	Radio Communications Technician II	A15
9706	Radio Communications Technician III	A17
9733	Equipment Maintenance Technician I	A15
9734	Equipment Maintenance Technician II	A17
9735	Equipment Maintenance Technician III	A19
9790	Welder I	A19
9792	Welder II	A21
9802	Electrician I	A16

CLASSIFIED POSITIONS FOR THE 2024-25 BIENNIUM
(Continued)

9804	Electrician II	A18
9806	Electrician III	A20
9808	Electrician IV	A22
9812	HVAC Mechanic I	A16
9814	HVAC Mechanic II	A18
9816	HVAC Mechanic III	A20
9818	HVAC Mechanic IV	A22
9820	Plumber I	A16
9822	Plumber II	A18
9824	Plumber III	A20
9826	Plumber IV	A22
9832	Ferryboat Specialist I	B21
9834	Ferryboat Specialist II	B22
9836	Ferryboat Specialist III	B23
9838	Ferryboat Deckhand I	A11
9839	Ferryboat Deckhand II	A13
9840	Ferryboat Deckhand III	A15
9846	Ferryboat Captain Assistant I	A17
9848	Ferryboat Captain Assistant II	A19
9850	Ferryboat Captain I	B21
9852	Ferryboat Captain II	B22
9854	Ferryboat Captain III	B23
9894	Sergeant, Texas Department of Insurance	C04
9895	Lieutenant, Texas Department of Insurance	C05
9896	Captain, Texas Department of Insurance	C06
9897	Deputy Chief Investigator, Texas Department of Insurance	C07
9901	Public Safety Inspector I	C05
9902	Public Safety Inspector II	C06
9905	Pilot Investigator I	C04
9906	Pilot Investigator II	C05
9907	Pilot Investigator III	C06
9908	Pilot Investigator IV	C07
9913	State Park Police Officer Trainee (Cadet)	C01
9914	Probationary State Park Police Officer	C02
9915	State Park Police Officer	C03
9916	Sergeant, State Park Police Officer	C04
9917	Lieutenant, State Park Police Officer	C05
9918	Captain, State Park Police Officer	C06
9919	Major, State Park Police Officer	C08
9920	Trooper Trainee	C01
9922	Probationary Trooper	C02
9928	Trooper	C03
9935	Corporal	C03
9940	Sergeant, Public Safety	C04
9941	Lieutenant, Public Safety	C05
9942	Captain, Public Safety	C06
9943	Assistant Commander, Public Safety	C07
9944	Commander, Public Safety	C08
9945	Major, Public Safety	C08
9949	Agent Trainee	C01
9950	Probationary Agent	C02
9956	Agent	C03
9960	Sergeant, Alcoholic Beverage	C04
9961	Lieutenant, Alcoholic Beverage	C05
9962	Captain, Alcoholic Beverage	C06
9963	Major, Alcoholic Beverage	C08
9965	Investigator I, Trainee - Office of the Inspector General	C01
9970	Investigator II - Office of the Inspector General	C02
9971	Investigator III - Office of the Inspector General	C03
9972	Investigator IV - Office of the Inspector General	C04
9973	Regional Supervisor - Office of the Inspector General	C05
9974	Regional Manager - Office of the Inspector General	C06
9975	Multi-Regional Administrator - Office of the Inspector General	C07
9976	Chief Inspector - Office of the Inspector General	C08
9980	Game Warden Trainee	C01

CLASSIFIED POSITIONS FOR THE 2024-25 BIENNIUM
(Continued)

9981	Probationary Game Warden	C02
9987	Game Warden	C03
9990	Sergeant, Game Warden	C04
9991	Lieutenant, Game Warden	C05
9992	Captain, Game Warden	C06
9993	Assistant Commander, Game Warden	C07
9994	Commander, Game Warden	C08
9995	Major, Game Warden	C08
9996	Sergeant, Texas Attorney General's Office	C04
9997	Lieutenant, Texas Attorney General's Office	C05
9998	Captain, Texas Attorney General's Office	C06
9999	Major, Texas Attorney General's Office	C08

SCHEDULE A CLASSIFICATION SALARY SCHEDULE

For the Fiscal Year Beginning September 1, 2023

Group	Minimum	Maximum
A4	\$21,893	\$30,525
A5	\$22,777	\$31,840
A6	\$23,706	\$33,221
A7	\$24,681	\$34,677
A8	\$25,705	\$36,229
A9	\$26,781	\$37,859
A10	\$27,910	\$39,571
A11	\$29,332	\$44,355
A12	\$30,840	\$46,798
A13	\$32,439	\$49,388
A14	\$34,144	\$52,134
A15	\$35,976	\$55,045
A16	\$37,918	\$58,130
A17	\$39,976	\$61,399
A18	\$42,521	\$67,671
A19	\$45,244	\$72,408
A20	\$48,158	\$77,477
A21	\$51,278	\$82,901
A22	\$54,614	\$88,703

For the Fiscal Year Beginning September 1, 2024

Group	Minimum	Maximum
A4	\$24,893	\$33,525
A5	\$25,777	\$34,840
A6	\$26,706	\$36,221
A7	\$27,681	\$37,677
A8	\$28,705	\$39,229
A9	\$29,781	\$40,859
A10	\$30,910	\$42,571
A11	\$32,332	\$47,355
A12	\$33,840	\$49,798
A13	\$35,439	\$52,388
A14	\$37,144	\$55,134
A15	\$38,976	\$58,045
A16	\$40,918	\$61,130
A17	\$42,976	\$64,469
A18	\$45,521	\$71,055
A19	\$48,244	\$76,028
A20	\$51,158	\$81,351
A21	\$54,278	\$87,046
A22	\$57,614	\$93,138

SCHEDULE B CLASSIFICATION SALARY SCHEDULE

For the Fiscal Year Beginning September 1, 2023

Group	Minimum	Maximum
B10	\$27,910	\$39,571
B11	\$29,332	\$44,355
B12	\$30,840	\$46,798
B13	\$32,439	\$49,388
B14	\$34,144	\$52,134
B15	\$35,976	\$55,045
B16	\$37,918	\$58,130
B17	\$39,976	\$61,399
B18	\$42,521	\$67,671
B19	\$45,244	\$72,408
B20	\$48,158	\$77,477
B21	\$51,278	\$82,901
B22	\$54,614	\$88,703
B23	\$58,184	\$94,913
B24	\$62,004	\$101,556
B25	\$66,259	\$108,666
B26	\$72,886	\$123,267
B27	\$80,174	\$135,594
B28	\$88,191	\$149,155
B29	\$97,010	\$164,069
B30	\$106,712	\$180,475
B31	\$117,383	\$198,522
B32	\$129,121	\$218,376
B33	\$142,032	\$240,214
B34	\$156,236	\$264,235
B35	\$171,860	\$290,658
B36	\$189,046	\$319,724

For the Fiscal Year Beginning September 1, 2024

Group	Minimum	Maximum
B10	\$30,910	\$42,571
B11	\$32,332	\$47,355
B12	\$33,840	\$49,798
B13	\$35,439	\$52,388
B14	\$37,144	\$55,134
B15	\$38,976	\$58,045
B16	\$40,918	\$61,130
B17	\$42,976	\$64,469
B18	\$45,521	\$71,055
B19	\$48,244	\$76,028
B20	\$51,158	\$81,351
B21	\$54,278	\$87,046
B22	\$57,614	\$93,138
B23	\$61,184	\$99,658
B24	\$65,104	\$106,634
B25	\$69,572	\$114,099
B26	\$76,530	\$129,430
B27	\$84,182	\$142,374
B28	\$92,600	\$156,612
B29	\$101,860	\$172,272
B30	\$112,047	\$189,499
B31	\$123,252	\$208,449
B32	\$135,577	\$229,295
B33	\$149,134	\$252,224
B34	\$164,048	\$277,446
B35	\$180,453	\$305,191
B36	\$198,499	\$335,710

SCHEDULE C CLASSIFICATION SALARY SCHEDULE

For the Fiscal Year Beginning September 1, 2023

Group	<4 Years of Service	≥4 Years of Service	≥8 Years of Service	≥12 Years of Service	≥16 Years of Service	≥20 Years of Service
C01	\$48,255	-	-	-	-	-
C02	\$52,441	-	-	-	-	-
C03	\$62,715	\$76,452	\$81,895	\$85,513	\$89,464	\$93,414
C04		\$85,696	\$91,504	\$95,254	\$99,461	\$101,941
C05		\$97,306	\$103,579	\$107,560	\$112,133	\$114,948
C06		\$121,221	\$125,343	\$127,874	\$130,417	\$131,982
C07		\$126,033	\$127,048	\$129,399	\$131,912	\$134,424
C08		\$142,608	\$142,701	\$142,758	\$142,758	\$142,758

For the Fiscal Year Beginning September 1, 2024

Group	<4 Years of Service	≥4 Years of Service	≥8 Years of Service	≥12 Years of Service	≥16 Years of Service	≥20 Years of Service
C01	\$51,255	-	-	-	-	-
C02	\$55,441	-	-	-	-	-
C03	\$65,851	\$80,274	\$85,989	\$89,789	\$93,937	\$98,085
C04		\$89,981	\$96,080	\$100,017	\$104,434	\$107,038
C05		\$102,171	\$108,758	\$112,938	\$117,739	\$120,695
C06		\$127,283	\$131,610	\$134,268	\$136,938	\$138,581
C07		\$132,334	\$133,400	\$135,869	\$138,507	\$141,145
C08		\$149,738	\$149,836	\$149,896	\$149,896	\$149,896

Part 3. SALARY ADMINISTRATION AND EMPLOYMENT PROVISIONS

Sec. 3.01. Salary Rates.

- (a) For each fiscal year of the biennium beginning September 1, 2023, annual salary rates for classified positions are as provided by the Classification Salary Schedules of Section 2.01.
- (b) In addition to the limits under this article, the State Classification Office shall review new exempt positions created during the interim and provide recommendations on the appropriate class title and salary group for these positions to the Legislature during the appropriations process.
- (c) There is no authority to grant salary increases as part of the conversion of employees to Salary Schedules A, B, and C, except in the cases of:
 - (1) across-the-board salary increases authorized in this Act; or
 - (2) employees whose positions are reallocated or reclassified in accordance with Government Code, Sections 654.0155, 654.0156, or 659.254.
- (d) An employee hired by the State on or after September 1, 2023, including interagency transfers, must be paid at a salary rate that falls within the salary range of the applicable salary group.

Sec. 3.02. Salary Supplementation. Monies appropriated by this Act to a state agency in the executive branch of government or to an institution of higher education (consistent with Government Code, Sections 658.001(2) and 659.020) may not be expended for payment of salary to a person whose classified or exempt salary is being supplemented from other than appropriated monies until a report showing the amount and sources of salary being paid from other sources has been reported to the Secretary of State, State Auditor, and Comptroller.

Sec. 3.03. Salary Limits. The rate for determining the expenditure limitations for merit salary increases and promotions under Government Code, Section 659.261, is not limited by this Act as a percentage of the total amount spent by the agency in the preceding fiscal year for classified salaries.

SALARY ADMINISTRATION AND EMPLOYMENT PROVISIONS

(Continued)

Sec. 3.04. Scheduled Exempt Positions.¹

- (a) Except for the positions listed under Subsections (b)(3), (c)(6), or (f), a position listed following an agency's appropriation in the agency's "Schedule of Exempt Positions" shall receive compensation at a rate not to exceed the amount indicated in that agency's "Schedule of Exempt Positions."
- (b) (1) Notwithstanding the rate listed in an agency's "Schedule of Exempt Positions," a position listed in Subsection (b)(3) may receive compensation at a rate set by the Governor in an amount not to exceed the "Maximum Salary" but not less than the "Minimum Salary" for the appropriate group as listed in Subsection (b)(2).
- (2) An exempt position listed in Subsections (b)(3), (c)(6), or (f) for which the term "Group," followed by an Arabic numeral, is indicated, may receive compensation at a rate within the range indicated below for the respective salary group indicated.

Scheduled Exempt Position Salary Rates

Group	Minimum Salary	Maximum Salary
1	\$70,000	\$112,750
2	80,500	129,765
3	92,600	149,240
4	106,500	171,688
5	122,500	197,415
6	140,900	227,038
7	162,000	261,068
8	186,300	299,813
9	214,200	345,250

(3) Agency	Position	Salary Group
(A) Secretary of State	Secretary of State	Group 5
(B) Office of State-Federal Relations	Executive Director	Group 4
(C) Health and Human Services Commission	Executive Commissioner	Group 9
(D) Texas Education Agency	Commissioner of Education	Group 9
(E) Texas Military Department	Adjutant General	Group 7
(F) Texas Department of Criminal Justice	Presiding Officer, Board of Pardons and Paroles	Group 5
(G) Texas Department of Criminal Justice	Parole Board Members (6)	Group 3
(H) Texas Commission on Environmental Quality	Commissioners (3)	Group 7
(I) Texas Department of Housing and Community Affairs	Executive Director	Group 6
(J) Texas Workforce Commission	Commissioners (2)	Group 5
(K) Texas Workforce Commission	Commission Chair	Group 6
(L) State Office of Administrative Hearings	Chief Administrative Law Judge	Group 5
(M) Texas Department of Insurance	Commissioner of Insurance	Group 7
(N) Office of Public Insurance Counsel	Public Counsel	Group 4
(O) Office of Public Utility Counsel	Public Counsel	Group 4
(P) Bond Review Board	Executive Director	Group 4
(Q) Texas Water Development Board	Commission Chair	Group 6
(R) Texas Water Development Board	Commissioners (2)	Group 6
(S) Texas Water Development Board	Executive Administrator	Group 7
(T) Department of State Health Services	Commissioner	Group 8
(U) Department of Family and Protective Services	Commissioner	Group 8

- (c) (1) Notwithstanding the rate listed in an agency's "Schedule of Exempt Positions," an agency whose exempt position is listed in Subsection (c)(6) may request to set the rate of compensation provided for the agency's respective exempt position at an amount not to exceed the "Maximum Salary" but not less than the "Minimum Salary" for the appropriate group as listed in Subsection (b)(2).

SALARY ADMINISTRATION AND EMPLOYMENT PROVISIONS

(Continued)

- (2) The request submitted by the agency's governing board (for an agency with a governing board) or by the chief administrative officer of the state agency may include:
- (A) the date on which the board (for an agency with a governing board) approved the request;
 - (B) a statement justifying the need to exceed the current salary limitation; and
 - (C) the source of monies to be used to pay the additional salary amount.
- (3) The governing board (when applicable for an agency with a governing board) may make a request under Subsection (c)(1) a maximum of once per fiscal year and additionally upon a vacancy in an exempt position listed in Subsection (c)(6).
- (4) A proposed rate increase is approved if neither the Legislative Budget Board nor the Governor issues a written disapproval of the proposal not later than:
- (A) for the Legislative Budget Board, the thirtieth business day after the date the staff of the Legislative Budget Board concludes its review of the proposed rate increase and forwards its review to the Chair of the House Committee on Appropriations, Chair of the Senate Committee on Finance, Speaker of the House, and Lieutenant Governor; and
 - (B) for the Governor, the thirtieth business day after the receipt of the proposed rate increase by the Governor.
- (5) Unless a proposed rate increase is disapproved, the Legislative Budget Board shall notify the affected agency, the Governor's Office, and the Comptroller of the new salary rate.
- (6)
- | Agency | Position | Salary Group |
|--|--------------------|--------------|
| (A) Higher Education Coordinating Board | Commissioner | Group 9 |
| (B) Department of Information Resources | Executive Director | Group 9 |
| (C) Texas Lottery Commission | Executive Director | Group 7 |
| (D) Texas Juvenile Justice Department | Executive Director | Group 8 |
| (E) Preservation Board | Executive Director | Group 6 |
| (F) School for the Blind and Visually Impaired | Superintendent | Group 5 |
| (G) School for the Deaf | Superintendent | Group 5 |
| (H) Animal Health Commission | Executive Director | Group 6 |
| (I) Texas Public Finance Authority | Executive Director | Group 7 |
| (J) Alcoholic Beverage Commission | Executive Director | Group 7 |
| (K) Public Utility Commission of Texas | Commissioners (5) | Group 7 |
| (L) Public Utility Commission of Texas | Executive Director | Group 7 |
- (d) In addition to all other requirements, any salary increase from appropriated monies within the limits provided by this section and salary increases within the limit established under an agency's bill pattern, must be:
- (1) in writing;
 - (2) approved by the governing board (for an agency with a governing board) in a public meeting;
 - (3) signed by the presiding officer of the governing board (for an agency with a governing board); and
 - (4) submitted to the Governor, the Legislative Budget Board, and the Comptroller.
- (e)
- (1) Each title listed in a "Schedule of Exempt Positions" following an agency's appropriation authorizes one position for the agency unless the title is followed by an Arabic numeral indicating the number of positions authorized.
 - (2) The number of authorized positions for a title listed in a "Schedule of Exempt Positions" may be exceeded only:
 - (A) for the purpose of hiring a replacement in a key management position as certified by the chief administrator of the agency;

SALARY ADMINISTRATION AND EMPLOYMENT PROVISIONS

(Continued)

- (B) if the current incumbent of the position has formally resigned or otherwise announced irrevocable plans to vacate the position;
 - (C) for a period of time not to exceed the equivalent of one month's salary per fiscal year per terminating incumbent (excluding time spent on the payroll for the purpose of exhausting accrued annual leave or state compensatory time); and
 - (D) if exceptions are reported as prescribed for payroll reporting procedures.
- (f) Notwithstanding the rate listed in an agency's "Schedule of Exempt Positions", a position listed below may receive compensation at a rate set by the governing board of the agency in an amount not to exceed the "Maximum Salary" but not less than the "Minimum Salary" for the appropriate group listed in Subsection (b)(2).

Texas Department of Public Safety, Executive Director, Group 9

Sec. 3.05. Evening, Night, Weekend Shift Pay: Registered Nurses and Licensed Vocational

Nurses. A state agency may pay an additional evening shift or night shift differential not to exceed 15 percent of the monthly pay rate to registered nurses or licensed vocational nurses who work the 3:00 p.m. to 11:00 p.m. shift, or its equivalent, or who work the 11:00 p.m. to 7:00 a.m. shift, or its equivalent. An additional weekend shift salary differential not to exceed five percent of the monthly pay rate may be paid to registered nurses and licensed vocational nurses. The weekend shift salary differential may be paid to an eligible individual in addition to the evening shift or night shift salary differential.

Sec. 3.06. Recruitment and Retention Bonuses. A state agency may pay a bonus to an individual as provided by Government Code, Section 659.262.

Sec. 3.07. Equity Adjustments.

- (a) A state agency may adjust the salary rate of an employee whose position is classified under the position classification plan to any rate within the employee's salary group range as necessary to maintain desirable salary relationships:
 - (1) between and among employees of the agency; or
 - (2) between employees of the agency and employees who hold similar positions in the relevant labor market.
- (b) In determining desirable salary relationships under Subsection (a), a state agency shall consider the education, skills, related work experience, length of service, and job performance of agency employees and similar employees in the relevant labor market.
- (c) A state agency may award an equity adjustment to an employee under this section only if the adjustment does not conflict with other law.
- (d) A state agency shall adopt internal written rules relating to making equity adjustments under this section. The rules shall include procedures under which the agency will review and analyze the salary relationships between agency employees who receive salaries under the same job classification and perform the same type and level of work to determine if inequities exist.

Sec. 3.08. Classification Study on Scheduled Exempt Positions. The State Auditor's Office shall conduct a study (which is similar to the biennial study performed by the State Auditor's Office on the state's classification plan under Government Code, Chapter 654) that reviews the compensation of exempt positions and executive compensation as provided in Articles I through VIII of this Act. The study should compare exempt positions from different agencies and consider the size of an agency's annual appropriations, the number of full-time equivalent employees (FTEs) of the agency, market average compensation for similar executive positions, the exempt position salary as compared to classified positions within the agency, and other objective criteria the State Auditor's Office deems appropriate. The study shall be submitted to all members of the Legislature and the director of the Legislative Budget Board no later than October 1, 2024.

Sec. 3.09. Method of Salary Payments. All annual salaries appropriated by this Act are for full-time employment unless specifically designated as part-time. This section may not be construed to prevent the chief administrator of an agency from paying less than the maximum salary rate specified in this

SALARY ADMINISTRATION AND EMPLOYMENT PROVISIONS

(Continued)

Act for a position, or the employment of a part-time employee to fill a regular position provided for in this Act, so long as the salary rate for such part-time employee is proportional to the regular rate for full-time employment.

Sec. 3.10. Exception - Contracts Not Exceeding 12 Months. The Texas Juvenile Justice Department, institutions of higher education, the Texas School for the Deaf, and the Texas School for the Blind and Visually Impaired may pay salaries in equal monthly payments for the term of a contract if the term does not exceed twelve months.

Sec. 3.11. Exceptions for Certain Employees. Employees within the Principals, Teachers, Supervisors, and Coaches title at the Texas School for the Blind and Visually Impaired, the Texas School for the Deaf, and Texas Juvenile Justice Department are not subject to the salary administration provisions in Part 3 of this article.

Sec. 3.12. Exceptions for Salary Schedule C.

- (a) Notwithstanding other provisions in this Act, the Department of Public Safety of the State of Texas may pay its employees classified as Corporal I, II, III, IV, or V, Traffic Law Enforcement, at rates that exceed the maximum rates designated in Salary Schedule C by up to \$3,000 per fiscal year.
- (b)
 - (1) Notwithstanding other provisions in this Act, the Department of Public Safety, Office of the Attorney General, Department of Criminal Justice, Parks and Wildlife Department, Texas Department of Insurance, and the Alcoholic Beverage Commission of Texas shall pay its employees classified as commissioned peace officers in Salary Schedule C, salary stipends at rates that exceed the maximum rates designated in Salary Schedule C.
 - (2) Salary stipends shall be paid to commissioned peace officers who achieve certain levels of skill or certifications as approved by the departments. Such skills and certifications shall include:
 - (A) Education Level: \$50 per month for an associate degree; \$100 per month for a bachelor's degree; and \$150 per month for a master's degree;
 - (B) Commission on Law Enforcement Certification Level: \$50 per month for intermediate; \$100 per month for advanced; and \$150 per month for master's;
 - (C) Bilingual Capabilities: \$50 per month for the ability to speak a language other than English.
 - (3) Commissioned peace officers may receive a stipend for education level or certification level, but not both.
- (c) The agencies listed in this section shall work with the Comptroller to establish an efficient salary reporting and payment system.

Sec. 3.13. Matching Retirement and Certain Insurance. In each instance in which an operating fund or account is created and named by statute, the responsible officials of the state may transfer into the operating fund or account sufficient monies from treasury funds, local, institutional, or federal funds to pay proportionally the costs of matching state employees' retirement contributions and the state's share of Old Age and Survivors Insurance.

Sec. 3.14. Council of Government Salary Schedules. For the purposes of Local Government Code, Section 391.0117(b), the state salary schedules for classified positions for a council of government serving less than 200 participating governmental units are the salary schedules set out above in Part 2 of this article. For a council of government serving more than 200 participating governmental units, the state salary schedules for classified positions are the salary schedules adopted by the council for classified positions that were effective on August 31, 2009, as adjusted annually for inflation (as measured by use of the Consumer Price Index):

- (1) for each year since their adoption, and
- (2) for each fiscal year for which this Act makes appropriations.

SALARY ADMINISTRATION AND EMPLOYMENT PROVISIONS

(Continued)

Sec. 3.15. Direction to the State Auditor's Office. The State Auditor's Office is directed to assign appropriate Schedule C salary classifications (including class number, class title, and salary group) for the following positions:

9913	State Park Police Officer Trainee (Cadet)	C01
9914	Probationary State Park Police Officer	C02
9915	State Park Police Officer	C03
9916	Sergeant, State Park Police Officer	C04
9917	Lieutenant, State Park Police Officer	C05
9918	Captain, State Park Police Officer	C06
9919	Major, State Park Police Officer	C08

¹ Modified to reflect technical correction. Group number for Texas Water Development Board Executive Administrator adjusted to match agency's bill pattern.

Part 4. GRANT-MAKING PROVISIONS

Sec. 4.01. Grant Restriction. Monies appropriated by this Act may not be expended for a grant to a law enforcement agency regulated by Occupations Code, Chapter 1701, unless:

- (1) the law enforcement agency requesting the grant follows all rules developed by the Commission on Law Enforcement; or
- (2) the Commission on Law Enforcement certifies that the requesting agency is in the process of achieving compliance with such rules.

Sec. 4.02. Grants.

- (a) Monies appropriated by this Act for grants of money to be made by state agencies, including the agencies in the legislative branch, are appropriated for the statutory purposes as the grantor agency may specify. A state agency shall distribute grants on a reimbursement or as needed basis unless otherwise provided by statute or otherwise determined by the grantor agency to be necessary for the purposes of the grant.
- (b) Monies appropriated by this Act for grants to be made by a state agency for a particular fiscal year may be distributed in subsequent fiscal years so long as the grant has been awarded and treated as a binding encumbrance by the grantor agency prior to the end of the appropriation year of the monies appropriated for grant purposes. Distribution of the grant monies is subject to Government Code, Section 403.071.

Sec. 4.03. Grants for Political Polling Prohibited. None of the monies appropriated by the Act may be granted to or expended by any entity which performs political polling. This prohibition regarding political polling does not apply to a poll conducted by an academic institution as a part of the institution's academic mission that is not conducted for the benefit of a particular candidate or party.

Sec. 4.04. Limitation on Grants to Units of Local Government.

- (a) The monies appropriated by this Act may not be expended in the form of a grant to, or a contract with, a unit of local government unless the terms of the grant or contract require that the monies received under the grant or contract will be expended subject to limitations and reporting requirements similar to those provided by:
 - (1) Parts 2, 3, and 5 of this article (except there is no requirement for increased salaries for local government employees);
 - (2) Government Code, Sections 556.004, 556.005, and 556.006; and
 - (3) Government Code, Sections 2113.012 and 2113.101.

GRANT-MAKING PROVISIONS

(Continued)

- (b) In this section, "unit of local government" means:
- (1) a council of governments, a regional planning commission, or a similar regional planning agency created under Local Government Code, Chapter 391;
 - (2) a local workforce development board; or
 - (3) a community center as defined by Health and Safety Code, Section 534.001(b).

Part 5. TRAVEL REGULATIONS

Sec. 5.01. Travel Definitions. The definitions established by Government Code, Section 660.002, apply to Part 5 of this article unless another meaning is clearly provided.

Sec. 5.02. General Travel Provisions. The monies appropriated by this Act to a state agency for the payment of transportation, meals, lodging, or incidental expenses indicates the maximum amount that may be expended by the agency. The monies appropriated by this Act may not be expended for those expenses unless the travel and the resulting requests for payment or reimbursement comply with the conditions and limitations in this Act, Government Code, Chapter 660, and the Comptroller's Rules.

Sec. 5.03. Transportation Expenses in Personally Owned or Leased Motor Vehicles. For a state employee's use of a personally owned or leased motor vehicle, the mileage reimbursement rate for travel equals the maximum fixed mileage allowance specified in the revenue rulings issued by the Internal Revenue Service under the federal income tax regulations as announced by the Comptroller.

Sec. 5.04. Transportation in Personally Owned or Leased Aircraft. The rate of reimbursement to be paid to a state employee, key official, member of a board or commission, or a member of the Legislature for travel in the person's personally owned or leased aircraft, either within or without the boundaries of this state, is the maximum fixed mileage allowance specified in the revenue rulings issued by the Internal Revenue Service under the federal income tax regulations or alternatively as determined by the Comptroller the rates issued by the United States General Services Administration as announced by the Comptroller.

Sec. 5.05. Travel Meals and Lodging Expenses.

- (a) (1) A state employee who travels within the continental United States shall be reimbursed for the actual cost of lodging and meals. However, the reimbursements may not exceed the maximum meals and lodging rates based on the federal travel regulations issued by the United States General Services Administration.
- (2) Notwithstanding the limit established by Subsection (a)(1), the chief administrator of a state agency or designee of the chief administrator of a state agency may determine that local conditions necessitate a change in the lodging rate for a particular location and establish a higher rate.
- (b) At the discretion of each chief administrator of a state agency, a state employee whose duties require the employee to travel outside the employee's designated headquarters without an overnight stay away from the employee's headquarters may be reimbursed for the actual cost of the employee's meals not to exceed \$36.
- (c) A state employee may receive reimbursements for the employee's actual expenses for meals and lodging when traveling outside the continental United States.
- (d) A state agency or institution may reimburse a state employee for a meal expense the employee incurs while traveling outside the employee's designated headquarters for less than six consecutive hours if the reimbursement:
- (1) receives the written approval by the chief administrator of the state agency or institution;
 - (2) meets the rules adopted by the Comptroller regarding reimbursement for traveling outside the employee's designated headquarters for less than six consecutive hours; and
 - (3) complies with Government Code, Section 660.206.

TRAVEL REGULATIONS

(Continued)

Sec. 5.06. Special Provisions Regarding Travel Expenses. Reimbursement for meals and lodging as authorized by Government Code, Chapter 660, Subchapter H, on an "actual expenses" or "actual amount of" basis may not exceed twice the maximum rates specified in Section 5.05.

Sec. 5.07. Travel and Per Diem of Board or Commission Members.

- (a) As authorized by Government Code, Section 659.032, the per diem of state board and commission members consists of:
 - (1) compensatory per diem, if specifically authorized by law, at \$30 per day; and
 - (2) at the rates provided by this Act for state employees, expense per diem, which includes:
 - (A) reimbursement of actual expenses for meals, at the rates provided by this Act for state employees;
 - (B) lodging at the rates provided by this Act for state employees;
 - (C) transportation at the rates provided by this Act for state employees; and
 - (D) incidental expenses.
- (b) If a law authorizes per diem for members of a particular state board or commission, but does not specify the amount of the per diem, then the amount of the per diem is the amount provided by Subsection (a).
- (c) A full-time employee paid from monies appropriated by this Act may not be paid both a salary and compensatory per diem for concurrent service as a state employee and as a board or commission member.

Sec. 5.08. Travel of Advisory Committee Members.

- (a) For the purpose of this section, the term "advisory committee" has the meaning assigned by Government Code, Section 2110.001.
- (b) In addition to the limits placed on reimbursement of advisory committee member expenses by this section and to the extent not otherwise limited by this Act or other law, a member of a state agency advisory committee may be reimbursed, at the rates specified in this Act for a state employee, for actual expenses for meals, lodging, transportation, and incidental expenses.
- (c) The monies appropriated by this Act may not be expended to reimburse a member of a state agency advisory committee for expenses associated with conducting committee business, including travel expenses, unless the expenditures for an advisory committee are within the limits provided by this section and other law and are specifically authorized by this Act.
- (d) The limitations provided by this section do not apply to an advisory committee established by the governing board of a retirement system trust fund.
- (e) The limitations provided by this section apply only to an advisory committee that is subject to Government Code, Chapter 2110.

Part 6. GENERAL LIMITATIONS ON EXPENDITURES

Sec. 6.01. Unexpended Balance.

- (a) In this Act "unexpended balance" or the abbreviation "UB" means the unobligated balance remaining in an appropriation, i.e., only that part of an appropriation, if any, that has not been set apart by the incurring of an obligation, commitment, or indebtedness by the state agency authorized to spend the appropriation. A reference in this Act to "unexpended balance" or "UB" is a reference to the unobligated balance of an amount appropriated by this Act for the fiscal year ending August 31, 2024, unless another meaning is clearly indicated.

GENERAL LIMITATIONS ON EXPENDITURES

(Continued)

- (b) For any estimated UB appropriated by this Act, should the actual amount of the UB be different than the estimate identified in this Act, the appropriation is adjusted to equal the actual UB, subject to any other restrictions to that appropriation made elsewhere in this Act.

Sec. 6.02. Interpretation of Estimates. In the event the amounts of federal funds, local funds, or monies other than appropriations from the General Revenue Fund have been estimated in this Act in sums greater than are actually received by the respective agencies of the state, this Act may not be construed as appropriating additional monies from the General Revenue Fund to make up such differences. Wherever the language of this Act appropriates federal funds, local funds, or monies other than appropriations from the General Revenue Fund but uses an estimated amount to inform the Legislature and the public, the estimated figure is not to be construed as a limitation on the amount appropriated.

Sec. 6.03. Excess Obligations Prohibited.

- (a) An agency specified in this Act may not incur an obligation in excess of the amounts appropriated to it for the respective objects or purposes named.
- (b) As a specific exception to Subsection (a) the Comptroller of Public Accounts may determine that a proposed installment purchase arrangement is cost effective and certify this finding in response to an agency request.
- (c) A determination made by the Comptroller of Public Accounts under Subsection (b) may be made for obligations incurred for the purchase or lease of automated information system equipment only if the agency has on file with the Legislative Budget Board a Biennial Operating Plan, including any amendments to the Biennial Operating Plan, and the plan has been approved by the Legislative Budget Board.
- (d) If this section is violated, the State Auditor shall certify the fact of the violation and the amount of over-obligation to the Comptroller, and the Comptroller shall deduct an amount equivalent to the over-obligation from the salary or other compensation due the responsible disbursing or requisitioning officer or employee and apply the amount to the payment of the obligation.
- (e) This provision is specified pursuant to Texas Constitution, Article XVI, Section 10.

Sec. 6.04. Interpretation of Legislative Intent. Monies appropriated by this Act shall be expended, as nearly as practicable, for the purposes for which appropriated. In the event an agency cannot determine legislative purpose from the pattern of appropriations, the agency shall seek to determine that purpose from the proceedings of the legislative committees responsible for proposing appropriations for this state.

Sec. 6.05. Comptroller's Duty to Pay. The Comptroller may not refuse to pass for payment a legal claim, factually justified, for which a valid appropriation has been made.

Sec. 6.06. Last Quarter Expenditures.

- (a) A state agency or other governmental unit using monies appropriated by this Act may not expend during the last quarter of a fiscal year more than one-third of the monies appropriated for that fiscal year.
- (b) Specifically exempted from Subsection (a) are:
 - (1) expenditures contracted for in previous quarters;
 - (2) monies required by statute, rule, or regulation to be expended on a different time frame;
 - (3) seasonal employment of personnel;
 - (4) construction contracts;
 - (5) contracts dealing with purchases of food, medicines, or drugs;

GENERAL LIMITATIONS ON EXPENDITURES

(Continued)

- (6) expenditures related to the Children with Special Health Care Needs benefits program administered by the Health and Human Services Commission or expenditures related to the Children with Special Health Care Needs Systems Development Group administered by the Department of State Health Services; and
- (7) expenditures occasioned by disaster or other Act of God.
- (c) The monies exempted under Subsection (b) may not be considered in the computation of the total monies appropriated in a fiscal year for the purpose of applying Subsection (a).

Sec. 6.07. Employee Benefit and Debt Service Items.

- (a) Monies appropriated in the various articles of this Act for Retirement and Group Insurance, Social Security and Benefit Replacement Pay, Texas Public Finance Authority-G.O. Bond Debt Service Payments, and Lease-Payments to the Texas Public Finance Authority may be transferred between articles to a like appropriation item without limitation as to the amount of such transfer.
- (b) An agency to which an appropriation listed under Subsection (a) is made may pool such appropriations, made in the various articles for a common purpose, into a single cost pool for the purpose of administering the appropriation.

Sec. 6.08. Benefits Paid Proportional by Method of Finance.

- (a) Unless otherwise provided, to maximize balances in the General Revenue Fund, payment for benefits paid from appropriated monies, including "local funds" and "education and general funds" as defined in Education Code, Section 51.009(a) and (c), shall be proportional to the method of finance except for public and community junior colleges. Any financing sources subject to restrictions that prevent their expenditure on salaries and wages, as directed by legislative intent or established in policies by the Comptroller governing the calculation of benefits proportionality by method of finance, shall not be subject to this proportional requirement.
- (b) Monies not subject to this proportionality requirement may include but are not limited to certain: appropriations for capital purposes, appropriations with salary restrictions, deficiency grant appropriations, emergency appropriations, or statutorily restricted funds that restrict or limit the use of monies to certain programs. The Comptroller shall make the final determination on the exclusion of monies from this proportionality requirement in conjunction with the policies developed under Subsection (f).
- (c) For institutions of higher education, in determining the proportional allocation between the General Revenue Fund and other appropriated funds, an adjustment for local funds benefits shall be made to equitably distribute costs between the General Revenue Fund and other appropriated funds.
- (d) If the Comptroller determines that achieving employee benefits proportionality at the time the benefits payment is made would be impractical or inefficient, then the General Revenue Fund shall be reimbursed for any such payment made out of the General Revenue Fund.
- (e) For purposes of this Act, a public community or junior college may expend monies appropriated for employee benefit costs for any employee if the employee is: (1) otherwise eligible to participate in the group benefits program; and (2) an instructional or administrative employee whose salary may be fully paid from monies appropriated under the General Appropriations Act, regardless of whether the salary is actually paid from appropriated monies.
- (f) The Comptroller, after consulting with the Legislative Budget Board and the State Auditor's Office, shall develop and maintain policies to provide for the administration of this section.
- (g) Each agency or institution of higher education (excluding a community or junior college) having General Revenue Fund appropriations and other sources of financing shall file with the Comptroller and the State Auditor a report demonstrating proportionality. The report shall be filed before November 20 following the close of the fiscal year for the salaries, wages, and benefits of the preceding year which ended August 31. The report shall be in a format prescribed by the Comptroller in collaboration with the Legislative Budget Board and the State Auditor's Office.

GENERAL LIMITATIONS ON EXPENDITURES

(Continued)

- (h) State Auditor shall at least biennially review agency and institution compliance with the requirements of this section if the agency or institution (excluding a community or junior college) receives monies appropriated under this Act. Subject to a risk assessment, the State Auditor shall audit the expenditure transfers and payments for benefits by an agency or institution. The State Auditor shall send the audit report to the Comptroller and the Legislative Budget Board upon completion of the audit, along with any recommendations for changes or refunds. The Comptroller, on receipt of notification from the State Auditor of amounts disproportionately paid from General Revenue Fund appropriations, shall reduce current year General Revenue Fund appropriations of the agency or institution until such time as such amounts are repaid from sources other than the General Revenue Fund.
- (i) Should cash balances in appropriated funds prohibit an account or fund from absorbing additional expense related to proportionality requirements, an agency or institution may be allowed to adjust benefit expenses accordingly. An agency or institution must notify the Comptroller and Legislative Budget Board of any requested adjustment. The Comptroller shall make the final determination on the allowance of any benefit expense adjustment but shall ensure that the General Revenue Fund is reimbursed to the maximum extent possible.
- (j) For institutions of higher education, excluding public community or junior colleges, monies appropriated by this Act may not be expended for employee benefit costs, or other indirect costs, associated with the payment of salaries or wages, if the salaries and wages are paid from monies not appropriated by this Act.
- (k) The limitation in Subsection (j) shall not apply to the:
 - (1) monies appropriated to the Texas Department of Criminal Justice and provided to The University of Texas Medical Branch at Galveston or to the Texas Tech University Health Sciences Center for correctional health care services, and
 - (2) monies appropriated to the Health and Human Services Commission and provided to The University of Texas Health Science Center at Houston for the operation of the Harris County Psychiatric Center or the Dunn Behavioral Sciences Center.

In accordance with the policies developed under Subsection (f), institutions identified in this subsection shall disclose information on the amount of interagency contract proceeds used to pay salaries and wages as well as the associated general revenue benefits for programs identified in this subsection.

- (l) If the Comptroller determines employee benefit amounts are disproportionately paid from General Revenue Fund appropriations, upon notification to the State Auditor, the Comptroller shall reimburse General Revenue Fund appropriations of the agency or institution from other methods of finance of the agency or institution.

Sec. 6.09. Appropriations from Special Funds. Notwithstanding other provisions of this Act, appropriation amounts from special funds or special or dedicated accounts in the General Revenue Fund (as those terms are defined by Government Code, Section 403.001) are specifically limited to amounts not to exceed the actual balances and revenues available to each such fund or account.

Sec. 6.10. Limitation on State Employment Levels.

- (a) (1) (A) A state agency that is subject to the requirements of Subsection (c) may not use monies appropriated by this Act to pay all or part of the salaries or benefits of a number of employees which would cause the number of full-time equivalent employees (FTEs) paid from monies appropriated by this Act by the state agency for a fiscal quarter to exceed the figure indicated by this Act for that state agency without reporting that use of monies to the Governor and the Legislative Budget Board at a time not later than the last day of the first month following each quarter of the fiscal year, for which the FTEs exceed the figure indicated by this Act for that state agency.
- (B) A state agency that is subject to the requirements of Subsection (c) may not expend monies appropriated by this Act to pay all or part of the salaries or benefits of a number of employees which would cause the number of FTEs paid from monies appropriated by this Act by the state agency for a fiscal quarter to exceed the lesser of either:

GENERAL LIMITATIONS ON EXPENDITURES

(Continued)

- (i) 110 percent of the FTE figure indicated by this Act for that state agency; or
 - (ii) 100 percent of the figure indicated by this Act for that state agency plus 50 FTEs.
- (2) (A) A state agency or institution of higher education that is subject to the requirements of Subsection (d) may not use monies appropriated by this Act to pay all or part of the salaries or benefits of a number of employees which would cause the number of FTEs paid from monies appropriated by this Act by the state agency or institution of higher education for a fiscal year to exceed the figure indicated by this Act for the state agency or institution of higher education for a fiscal year without reporting that use of monies to the Governor and the Legislative Budget Board at a time not later than the last day of the first month following the last quarter of the fiscal year, for which the FTEs exceed the figure indicated by this Act for that state agency or institution.
 - (B) A state agency or institution of higher education that is subject to the requirements of Subsection (d) may not expend monies appropriated by this Act to pay all or part of the salaries or benefits of a number of employees which would cause the number of FTEs paid from monies appropriated by this Act by the state agency or institution of higher education for a fiscal year to exceed the lesser of either:
 - (i) 110 percent of the FTE figure indicated by this Act for that state agency or institution; or
 - (ii) 100 percent of the figure indicated by this Act for that state agency or institution plus 50 FTEs.
- (b) A report by a state agency or institution of higher education of exceeding the FTE limitations established by Subsection (a)(1)(A) or (a)(2)(A) must be submitted by the governing board of the state agency or institution of higher education (if the agency has a governing board) or by the chief administrative officer (if the agency does not have a governing board or the governing board has not met) and must include at a minimum:
 - (1) the date on which the board (if the agency has a governing board) or the chief administrative officer (if the agency does not have a governing board or the governing board has not met) approved the report;
 - (2) a statement justifying the need to exceed or reduce the limitation;
 - (3) the source of monies to be used to pay any additional salaries; and
 - (4) an explanation as to why the functions of any proposed additional FTEs cannot be performed within current staffing levels.
- (c) For the purpose of Subsections (a) and (b), the number of FTEs employed by a state agency (not including the agencies and institutions listed under Subsection (d)) for a fiscal quarter:
 - (1) shall be determined in accordance with the report filed pursuant to Government Code, Section 2052.103;
 - (2) shall include only employees paid with monies appropriated through this Act;
 - (3) shall not include overtime hours; and
 - (4) shall include a position filled by temporary or contract workers for more than one-half of the work days of the year preceding the final day of the reporting period. Temporary or contract workers shall include workers employed under contract to fill specific positions customarily filled by state employees. The State Auditor may provide interpretations of this provision.
- (d) For the purpose of Subsections (a) and (b), the number of FTEs employed by the Texas Historical Commission, the State Preservation Board, the Texas Commission on Environmental Quality, the Parks and Wildlife Department, the Texas School for the Blind and Visually Impaired, the Texas School for the Deaf, or an institution of higher education or an affiliated entity, for a fiscal year:
 - (1) shall be determined in accordance with the reports filed pursuant to Government Code, Section 2052.103;

GENERAL LIMITATIONS ON EXPENDITURES

(Continued)

- (2) shall be an average of the four reports filed for that fiscal year;
 - (3) shall include only employees paid with monies appropriated through this Act;
 - (4) shall not include overtime hours; and
 - (5) shall include a position filled by temporary or contract workers for more than one-half of the work days of the year preceding the final day of the reporting period. Temporary or contract workers shall include workers employed under contract to fill specific positions customarily filled by state employees. The State Auditor may provide interpretations of this provision.
- (e) This section shall not apply to appropriations made by this Act to the:
- (1) Office of the Governor; or
 - (2) Comptroller.
- (f) The limitations on FTEs under this section do not apply to a state agency or institution in instances of employment, including employment of temporary or contract workers, directly associated with events declared disasters by the Governor. Each state agency or institution shall annually notify the State Auditor, Comptroller, Legislative Budget Board, and Governor of FTEs exempted under this section.
- (g) (1) The limitations on FTEs under this section do not apply to a state agency or institution in an instance of employment for a project, including employment of a temporary or contract worker, if the FTEs associated with that project are not included in the number of FTEs allowed in the agency's bill pattern and the employees are associated with:
- (A) implementation of a new, unanticipated project that is 100 percent federally funded; or
 - (B) the unanticipated expansion of an existing project that is 100 percent federally funded.
- (2) With regard to the exemption from the FTE limitations provided by this subsection, a state agency or institution is exempt from the FTE limitations only for the duration of the federal funding for the employment related to the project and all salaries, benefits, and other expenses incurred related to employment must be paid from federal funds.
- (3) This subsection does not exempt any employees associated with existing projects (with "existing projects" including those projects existing at the time of the preparation of this Act by a legislative conference committee and therefore included in the number of FTEs allowed in the agency's bill pattern) that are 100 percent federally funded and included in the number of FTEs allowed in the agency's bill pattern.
- (4) Each state agency or institution shall notify the State Auditor, Comptroller, Legislative Budget Board, and Governor of FTEs exempted under this subsection.
- (h) If a program is transferred from a state agency or institution of higher education, then at any time during the biennium, the Legislative Budget Board and the Governor may agree to reduce the number of FTEs paid from monies appropriated by this Act by the state agency or institution of higher education for one or more fiscal quarters to a figure below that indicated by this Act for that agency or institution.
- (i) The limitations on FTEs under this section do not apply to a state agency or institution of higher education in an instance of employment of:
- (1) an intern; or
 - (2) a worker who is paid from appropriations of gifts and grants under Section 8.01.
- (j) The requirements of reporting under this section do not apply to a state agency or an institution of higher education with fewer than 50 FTEs allowed in the agency's or institution's bill pattern.
- (k) In this section, an "institution" or an "institution of higher education or affiliated entity" includes the affiliated service agencies of Texas A&M University System.

GENERAL LIMITATIONS ON EXPENDITURES

(Continued)

Sec. 6.11. Purchases of Postage.

- (a) If the expenditures for postage by an agency, other than the Legislature or an institution of higher education, exceed \$4,000 for a fiscal year, the agency shall purchase postage only in accordance with Government Code, Section 2113.103(c).
- (b) The amount received by an agency as a refund of postage used by the agency shall be deposited in the fund to the credit of the appropriation from which postage for the agency is paid and is appropriated to the agency for postage use.

Sec. 6.12. Expenditures for State-Federal Relations.

- (a) Monies appropriated by this Act may not be spent by a state agency to carry on functions for which monies have been appropriated to the Office of State-Federal Relations to perform except when an interagency contract has been executed between the Office of State-Federal Relations and the state agency.
- (b) Prior to travel to the Washington, D.C. area, including any trip with a destination to the Reagan-National, Dulles International, or Baltimore Washington International airports, state agency personnel shall inform the Office of State-Federal Relations regarding:
 - (1) the timing of the trip;
 - (2) the purpose of the trip; and
 - (3) the name of a contact person for additional information.
- (c) Under Subsection (b) the term "travel" is limited to only activities:
 - (1) involving obtaining or spending federal funds; or
 - (2) impacting federal policies.

Sec. 6.13. Performance Standards.

- (a) It is the intent of the Legislature that appropriations made by this Act be utilized in the most efficient and effective manner possible to achieve the intended mission of each state agency and institution. To achieve the objectives and service standards established by this Act, agencies and institutions shall make every effort to attain the designated key performance target levels associated with each item of appropriation.
- (b) To support and encourage the achievement and maintenance of these appropriated annual performance levels, continued expenditure of any appropriations in this Act shall be contingent upon compliance with the following provisions:
 - (1) Agencies and institutions, in coordination with the Legislative Budget Board, shall establish performance milestones for achieving targets within each annual budget and performance period; time frames for these milestones and the related performance reporting schedule shall be under guidelines developed and maintained by the Legislative Budget Board.
 - (2) Agencies and institutions shall provide testimony as to the reasons for any performance variances to the Senate Finance Committee and the House Appropriations Committee, as determined to be necessary by those committees. Assessments of agency and institution performance shall be provided to the committees under guidelines and procedures developed and maintained by the Legislative Budget Board.

Sec. 6.14. Bookkeeping Entries. Should clerical or bookkeeping errors result in any monies being expended, transferred, or deposited into incorrect funds in or with the state Treasury or any monies being cleared from a trust and suspense fund to other than the proper fund, such erroneously expended, transferred, deposited, or cleared monies may be transferred to the correct funds or accounts or trust and suspense account within the state Treasury on request of the administering department with the concurrence of the Comptroller, and so much as is necessary for said transfer is appropriated.

GENERAL LIMITATIONS ON EXPENDITURES

(Continued)

Sec. 6.15. Accounting for State Expenditures.

- (a) Notwithstanding the various patterns of appropriation established in this Act, the Comptroller shall account for the expenditure of monies appropriated by this Act in a manner that allows for the reporting of expenditures attributable to each strategy in each agency's respective Strategic Planning and Budget Structure as approved by the Governor and the Legislative Budget Board. The information shall be recorded and maintained systematically in the state accounting system in a manner that provides for the integration of the state's budget data and the state's accounting data and to facilitate the state's budget development process.
- (b) This section does not require the deposit into and subsequent disbursement of monies from the state Treasury that relate to Texas Public Education Grants, or "local funds" defined in Education Code, Section 51.009, except for tuition and lab fees.

Sec. 6.16. Fee Increase Notification. None of the monies appropriated by this Act may be expended by an agency which increases the rate of a fee assessed by that agency unless the agency provides a notice to the payer of the fee that the fee rate was set by the agency or its governing board and not mandated by the Legislature.

Sec. 6.17. Consolidated Funds. Contingent on the enactment of legislation relating to the dedication of funds, the Comptroller, on approval of the Legislative Budget Board, may change an applicable agency's method of financing source name as provided in this Act to reflect changes made by the other legislation that affects the status of the funding source. No change in the amount of the appropriation would be affected by this change.

Sec. 6.18. Demographic and Statistical Studies. Before expending monies appropriated by this Act for the purpose of contracting for a consultant or other private assistance in performing a study required by the Legislature that includes statistical or demographic analysis of data, the agency conducting the study shall determine if the resources of the Texas Legislative Council or the Office of the State Demographer and the Texas Demographic Center (previously known as the Texas State Data Center) located at The University of Texas at San Antonio are available to assist the agency in designing or conducting that component of the study.

Sec. 6.19. Cost Allocations. For more effective and efficient identification and allocation of costs, and to effect timely payments to employees and vendors, agencies may temporarily charge salary and/or operating costs to appropriations most applicable for the expense being incurred. Upon receipt of more specific information such as personnel-time allocation information for payrolls, or allocation of office supplies or other goods and services, agencies may reimburse the original paying appropriations by transfer from the appropriation to which the expenditure should have been charged. Such transfers must be accomplished within 12 months in a manner which records appropriate expenditures to the borrowing appropriation and negative expenditures to the lending appropriation. These transfers may be in summary amounts in a manner approved by the Comptroller. Each agency must maintain adequate detailed records to support summary transfer amounts.

Sec. 6.20. Use of Appropriations to Contract for Audits.

- (a) Notwithstanding any other law or other sections of this Act, none of the monies appropriated in this Act shall be used by the agencies or institutions of higher education to enter into a contract with an independent audit entity for audit services, except as specified by this section.
- (b) An agency or institution appropriated monies in this Act may use the monies to:
 - (1) enter into an interagency contract with the State Auditor's Office (SAO) for the SAO to provide audit services to the agency or institution. At the discretion of the State Auditor and the Legislative Audit Committee, the SAO may conduct the audit or the SAO may enter into a contract with an independent audit entity to conduct the audit; or
 - (2) enter into a contract with an independent audit entity for the provision of audit services pursuant to Government Code, Section 321.020, if:
 - (A) the SAO has reviewed the scope of the proposed audit and has issued a written approval for the scope of the proposed audit, and

GENERAL LIMITATIONS ON EXPENDITURES

(Continued)

- (B) the SAO has delegated the authority to enter into the proposed audit to the agency or institution, in the event the agency or institution does not have a specific statutory delegation of authority to enter into a contract for audit services.

Sec. 6.21. Limitations on Use of Appropriated Monies. Monies appropriated by this Act, other than those appropriated to an institution of higher education, may be expended only for items set out in the expenditure classifications of the Comptroller's Manual of Accounts insofar that an agency expending the appropriated monies has existing statutory authority for making the expenditures and the expenditures are not otherwise limited or prohibited in this Act or by other law.

Sec. 6.22. Informational Items. Object of expense (OOE) listings contained in this Act, and other informational listings are not appropriations, and are merely informational listings that are intended to qualify or direct the use of monies appropriated in agency strategies, or are incidental to the appropriation made in the agency strategies.

Sec. 6.23. Appropriations from State Tax Revenue. The appropriations from state tax revenue not dedicated by the Texas Constitution for the 2024-25 biennium shall not exceed the Texas Constitution's Article VIII, Section 22 limit established by the Legislative Budget Board. The limit on appropriations that can be made for the 2024-25 biennium is subject to adjustments resulting from revenue forecast revisions or subsequent appropriations certified by the Comptroller to the 2024-25 biennial appropriations from state tax revenue not dedicated by the Texas Constitution. The Comptroller may adjust the composition of fund and account balances without any net change in balances or change in appropriations to ensure compliance with the limit set forth in Texas Constitution, Article VIII, Section 22.

Sec. 6.24. Limitation on Abortion Funding. To the extent allowed by federal and state law, monies appropriated by this Act may not be distributed to any individual or entity that, during the period for which monies under this Act are appropriated:

- (1) performs an abortion procedure that is not reimbursable under the state's Medicaid program;
- (2) is commonly owned, managed, or controlled by an entity that performs an abortion procedure that is not reimbursable under the states' Medicaid program; or
- (3) is a franchise or affiliate of an entity that performs an abortion procedure that is not reimbursable under the state's Medicaid program.

This provision does not apply to a hospital licensed under Health & Safety Code, Chapter 241, or an office exempt under Health and Safety Code, Section 245.004(a)(2).

Part 7. REPORTING REQUIREMENTS

Sec. 7.01. Budgeting and Reporting.

- (a) As a limitation and restriction upon appropriations made by this Act, agencies and institutions of higher education appropriated monies by this Act may expend appropriated monies only if there is compliance with the following provisions:
- (1) On or before December 1 of each year, an itemized budget covering the operation of that fiscal year shall be filed with the Governor, the Legislative Budget Board, and the Legislative Reference Library in the format prescribed jointly by the Legislative Budget Board and the Governor.
 - (2) All subsequent amendments to the original budget shall be filed with the Governor and the Legislative Budget Board within 30 calendar days of approval of such amendments unless such reporting requirement is waived.
 - (3) Under guidelines developed by the Legislative Budget Board, each agency shall file a report with the Legislative Budget Board, the Governor, the Legislative Reference Library, the state publications clearinghouse of the Texas State Library, State Auditor's Office, and the appropriate substantive committees of the House and Senate. The report shall analyze the agency's performance relative to the attainment of stated outcome, output and efficiency targets of each funded goal and strategy. The report shall be submitted at such intervals

REPORTING REQUIREMENTS

(Continued)

required by the Legislative Budget Board. The report shall contain a comparison of actual performance for the reporting period with targeted performance based on the level of funding appropriated. In developing guidelines for the submission of agency performance reports, the Legislative Budget Board (in consultation with the Governor) shall:

- (A) specify the measures to be reported including the key performance measures established in this Act;
 - (B) approve the definitions of measures reported; and
 - (C) establish standards for and the reporting of variances between actual and targeted performance levels.
- (4) The Legislative Budget Board in consultation with the Governor may adjust projected performance target levels, develop new measures, modify or omit existing measures and measure definitions, and/or transfer measures between agencies, goals or strategies to reflect appropriation changes made by riders or other legislation subsequent to passage of this Act, invocation of budget execution authority by the Governor and the Legislative Budget Board, or as unforeseen circumstances may warrant during the biennium.
- (5) To ensure that the Program and Cost Accounting functions of the Uniform Statewide Accounting System (USAS) are maximized, it is the intent of the Legislature that the Legislative Budget Board and the Governor:
- (A) determine the agencies, institutions, goals, strategies or other reporting units for which cost accounting data is required;
 - (B) approve the basis for calculating and allocating costs to selected functions, tasks or measures;
 - (C) determine the frequency of reporting cost accounting data needed; and
 - (D) provide for the integration of cost accounting data into the budget development and oversight process.
- (6) The determinations to be made should be based upon due consideration of the relative benefits and cost-effectiveness of applying cost accounting requirements to a given state operation.
- (b) It is further the intent of the Legislature that the Comptroller develop and provide USAS training modules and support for state agencies and institutions to activate the cost accounting requirements addressed above.

Sec. 7.02. Annual Reports and Inventories.¹

- (a) None of the monies appropriated by this Act may be expended by an agency or institution after the applicable deadline for filing an annual financial report as provided by Government Code, Section 2101.011 unless an annual financial report has been filed by the executive head of the agency or institution appropriated funds by this Act.
- (b) The Comptroller shall withhold any appropriations for expense reimbursements for the heads of agencies or any employees of such agencies until delinquent reports have been filed with the Comptroller.
- (c) "Heads of agencies" as used in this section mean the elected and appointed officials, members of commissions or boards, etc., and the chief administrative officer of such department, board, commission, bureau, office, or agency of the state for which appropriations are made in this Act.

Sec. 7.03. Notification to Members of the Legislature.

- (a) An agency may not use monies appropriated by this Act to close an agency's field office unless the agency provides notification to affected members of the Legislature prior to the public announcement of the closing of the field office.

REPORTING REQUIREMENTS

(Continued)

- (b) It is the intent of the Legislature that at the time of making a public announcement concerning a matter of public safety, a state agency that receives monies appropriated under this Act shall use those monies to make a reasonable attempt to contact each member of the Legislature whose district could be affected by the content of the announced information and disclose to the member the content of the announced information.

Sec. 7.04. Contract Notification: Amounts Greater than \$50,000.

- (a) In this section "contract" includes a grant, agreement for the purchase or sale of a good or service, revenue generating contract, interagency or interlocal grant or agreement, purchase order, or other written expression of terms of agreement or an amendment, modification, renewal, or extension of such that was entered into or paid for, either in whole or in part, by a state agency or institution of higher education.
- (b) In this section "contract" does not include:
 - (1) a contract with a value of less than or equal to \$50,000, or
 - (2) a contract paid for exclusively using federal grant monies for which all parties to the contract and the terms of the contract have been determined by the federal government.
- (c) In this section "contract" includes an amendment, modification, renewal, or extension which increases a contract's value from a value less than or equal to \$50,000 to a value greater than \$50,000.
- (d) Before the 30th calendar day after awarding a contract or granting an amendment, modification, renewal, or extension, a state agency or institution of higher education shall report to the Legislative Budget Board in the manner prescribed by Legislative Budget Board all contracts, amendments, modifications, renewals, and extensions to which the agency or institution was a party.
- (e) A state agency or institution of higher education receiving an appropriation under this Act shall report a contract pursuant to this section without regard to source of monies or method of finance associated with the expenditure, including a contract for which only non-appropriated monies will be expended.
- (f) The Legislative Budget Board may conduct reviews of contracts required to be submitted under this section and valued at \$1,000,000 or more.
- (g) The Director of the Legislative Budget Board may provide written notification to the Comptroller, the Governor, and/or the Legislative Budget Board detailing the requirements of this section that the agency did not meet and any recommendations to address identified risks related to the procurement or contract if the procurement or contract reported under this section is found to violate:
 - (1) State of Texas Procurement and Contract Management Guide; or
 - (2) Any applicable statutes, rules, policies and procedures related to the procurement and contracting of goods and services, including compliance with conflict of interest disclosure requirements.
- (h) The recommendations made by the Director of the Legislative Budget Board may include:
 - (1) enhanced monitoring by Legislative Budget Board staff;
 - (2) auditing by the State Auditor's Office;
 - (3) required agency consultation with the Quality Assurance Team and/or Contract Advisory Team; or
 - (4) contract cancellation.
- (i) For contracts with an initial award value greater than \$1 million, a state agency or institution of higher education shall provide notice of an amendment or a renewal of a contract for services for

REPORTING REQUIREMENTS

(Continued)

which the expected total value of the contract after amendment or renewal exceeds the total value of the initial contract award by 10 percent or more, in accordance with procedures established by the Legislative Budget Board, to:

- (1) the Governor;
 - (2) the Lieutenant Governor; and
 - (3) the Speaker of the House of Representatives.
- (j) A state agency or institution of higher education must provide the notice required under Subsection (i) not later than the 30th calendar day after the date of the disclosure or discovery that the expected total value of the contract after amendment or renewal exceeds the total value of the initial contract award by 10 percent. The notice must include:
- (1) the amount of the cost increase;
 - (2) the reason for the cost increase; and
 - (3) any opportunity the state agency had to lessen the cost or to purchase the service from another vendor after the first dollar of the increased cost was discovered or disclosed to the agency or institution.
- (k) The Legislative Budget Board shall establish the procedures for the notice required by Subsections (i) or (j).

Sec. 7.05. Reports and References.

- (a) All references in this Act to the "Governor" and "Office of the Governor" are changed to "the Governor's Office."
- (b) A state agency or institution shall submit to the Governor's Office all reports, approval processes, notifications, filings, documentation of expenditures, plans, addendums, or updates submitted to the Legislative Budget Board, under provisions contained in this Act.

Sec. 7.06. Internal Assessments on Utilization of Historically Underutilized Businesses. Pursuant to Government Code, Section 2161.127, each agency and institution shall include as part of its Legislative Appropriation Request an internal assessment evaluating the agency's or institution's efforts during the previous two fiscal years in increasing the participation of historically underutilized businesses (HUBs) in purchasing and public works contracting. The Comptroller or Legislative Budget Board may evaluate information provided in the internal assessments to determine the agency's or institution's good faith efforts towards increasing the use of HUBs in purchasing and contracting for goods and services in accordance with Government Code, Chapter 2161, and 34 Texas Administrative Code, Chapter 20, Subchapter D.

Sec. 7.07. Historically Underutilized Business Policy Compliance.

- (a)
 - (1) Pursuant to Government Code, Section 2161.127, each agency or institution shall include as part of its Legislative Appropriations Request a report demonstrating to the Legislative Budget Board and Comptroller compliance and a plan for maintaining future compliance with Government Code, Section 2161.123 and that it will make good faith efforts to meet its goals established under Government Code, Section 2161.123(d)(5) for increasing the agency's or institution's use of historically underutilized businesses (HUBs) in purchasing and public works contracting.
 - (2) The State Auditor's Office (SAO) shall audit compliance with HUB provisions at least once per biennium. The SAO shall select entities for audit based on a risk assessment performed by the SAO. The SAO should make recommendations to the entities audited. Copies of the audit report shall be submitted to the Legislative Budget Board and Comptroller.
 - (3) In demonstrating to the Legislative Budget Board and Comptroller that the agency or institution is compliant and will in the future maintain compliance or become compliant with Government Code, Section 2161.123 and that it will make good faith efforts to meet the agency's or institution's HUB purchasing and contracting goals, the agency or institution shall submit a plan addressing:

REPORTING REQUIREMENTS

(Continued)

- (A) statistical disparities by race, ethnicity, and gender classification in current HUB utilization, particularly in prime contracting;
 - (B) statistical disparities by race, ethnicity, and gender classification in the private marketplace, particularly in the area of utilization of women- and minority-owned firms in commercial construction;
 - (C) statistical disparities in firm earnings by race, ethnicity, and gender classification;
 - (D) anecdotal testimony of disparate treatment as presented by business owners in interviews, surveys, public hearings, and focus groups;
 - (E) details of the agency's outreach plan; and
 - (F) proper staffing of the agency's HUB department.
- (b) Upon being identified as lacking in compliance with HUB provisions by the SAO or at the request of the Legislative Budget Board, a state agency or institution shall also provide quarterly reports to the Legislative Budget Board and Comptroller on the status of implementation of the plan described under Subsection (a).

Sec. 7.08. Reporting of Historically Underutilized Business (HUB) Key Measures. In accordance with Government Code, Section 2161.127, relating to the reporting of HUB key performance measures, the Legislative Budget Board reports information provided by agencies and institutions of higher education in the legislative appropriations requests on the LBB website, which can be found at <https://www.lbb.state.tx.us/Bill88/Art9HUBKeyMeasures.pdf>.

Sec. 7.09. Fraud Reporting. A state agency or institution of higher education appropriated monies by this Act shall use appropriated monies to assist with the detection and reporting of fraud involving state monies by:

- (1) providing information on the home page of the entity's website on how to report suspected fraud, waste, and abuse involving state resources directly to the State Auditor's Office. This shall include, at a minimum, the State Auditor's Office fraud hotline information and a link to the State Auditor's Office website for fraud reporting; and
- (2) including in the agency or institution's policies information on how to report suspected fraud involving state monies to the State Auditor's Office.

Sec. 7.10. Border Security.

- (a) Included elsewhere in this Act is \$6,571.7 million in border security funding for the 2024-25 biennium. The following is an informational list of the estimated amounts appropriated elsewhere in this Act for border security.

<u>Agency</u>	<u>2024-25 Biennial Total (in millions)</u>
Office of the Attorney General ²	\$ 38.6
Trusted Programs within the Office of the Governor ³	2,888.7
Department of State Health Services	16.4
Office of Court Administration, Texas Judicial Council	44.8
Texas Alcoholic Beverage Commission	6.9
Texas Department of Criminal Justice ⁴	25.9
Commission on Jail Standards	0.4
Texas Commission on Law Enforcement	0.3
Texas Military Department	2,265.5
Department of Public Safety ⁵	1,234.6
Texas Parks and Wildlife Department	33.6
Texas Soil and Water Conservation Board	7.2
Department of Motor Vehicles	8.8
GRAND TOTAL, ALL AGENCIES⁶	\$6,571.7

Notwithstanding general transfer provisions in this Act, Legislative Budget Board approval is necessary to modify the purpose of funds listed under Subsection (a).

REPORTING REQUIREMENTS

(Continued)

- (b) In this section, border security is defined as activities:
- (1) associated with deterring crimes and enforcing state laws related to offenses listed in the Government Code, Section 772.0071;
 - (2) associated with hunting and fishing laws related to poaching;
 - (3) for which Texas receives federal grants intended to enhance law enforcement;
 - (4) that relate to federal law enforcement operations; or
 - (5) described in a disaster declaration relating to border security issued by the Governor.
- (c) Agencies listed above, and any other agency as requested by the Legislative Budget Board, shall report expended amounts and performance indicator results for border security as of February 28 and August 31 to the Legislative Budget Board. Agencies shall provide the report on a semi-annual basis not later than March 31 and September 30 of each year and in the manner prescribed by the Legislative Budget Board. Each report must include the following related to enforcing border security as described by Subsection (b):
- (1) Object of expense and method of finance for expended amounts, and
 - (2) Performance indicators as defined by the Legislative Budget Board, including but not limited to:
 - (A) the number of border security-related apprehensions and arrests made by law enforcement personnel;
 - (B) the number of juveniles apprehended;
 - (C) the number of individuals undergoing magistration, prosecution, or conviction for state crimes related to border security;
 - (D) the average number of detainees confined to state correctional facilities converted by the Department of Criminal Justice to confine those accused of state crimes related to border security;
 - (E) the total length, expressed in miles, and type of temporary and permanent fencing, barrier, or wall erected along the international border with Mexico; and
 - (F) the number and amount of grants issued by the Trusteed Programs within the Office of the Governor.
- (d) Agencies shall itemize information submitted in reports described in Subsection (c) into border regions and non-border regions. Each agency reporting under this section shall list in its reports the specific counties that the agency considers to be within the border region for purposes of the agency's reporting in compliance with this section. Reports may include activities statewide that support the definition in Subsection (b).

Sec. 7.11. Notification of Certain Purchases or Contract Awards, Amendments, and Extensions.

- (a) In this section "contract" includes a grant, agreement for the purchase or sale of goods or services, revenue generating contract, interagency or interlocal grant or agreement, purchase order or other written expression of terms of agreement, or an amendment, modification, renewal, or extension of such that was entered into or paid for, either in whole or in part, by a state agency or institution of higher education.
- (b) Until providing notice that satisfies the requirements of Subsections 7.11(c) and (d), an agency or institution of higher education appropriated monies in this Act may not expend any monies to make a payment on a contract if the expected amount of the contract exceeds or may reasonably be expected to exceed either of the following thresholds:

REPORTING REQUIREMENTS

(Continued)

- (1) \$10 million; or
- (2) \$1 million in the case of a contract awarded:
 - (A) as a result of an emergency or following an emergency procedure allowed by statute; or
 - (B) without issuing a request for proposal, request for bid, or other similar process common to participation in the competitive bidding processes required by statute, rule, or ordinary and commonly recognized state policies and procedures.
- (c) An agency or institution of higher education may not expend monies to make a payment on a contract under Subsection (b) until the notice required in this section is provided to the Legislative Budget Board. The notice shall be provided to the Legislative Budget Board:
 - (1) within 15 calendar days of contract award; or
 - (2) within 5 calendar days of contract award if the contract was awarded as a result of an emergency or following an emergency procedure allowed by statute. Such a purchase must be necessary to avoid an immediate hazard to life, health, safety, or the welfare of humans, or to avoid an immediate hazard to property.
- (d) The notice required by Subsection (c) must include:
 - (1) (A) information regarding the nature, term, amount and the vendor(s) awarded the contract;
 - (B) a copy of the contract documents, including all appendices and attachments, and, if applicable, a finding of fact for major consulting contracts from the Governor's Office stating that the consulting services are necessary as required by Government Code, Section 2254.028(a)(3);
 - (C) each request for proposal, invitation to bid, or comparable solicitation related to the contract; and
 - (D) Subsections (d)(1)(B) and (C) shall not apply:
 - (i) to an enrollment contract described by Texas Administrative Code, Section 391.183 as that section existed November 1, 2013;
 - (ii) to a contract of the Texas Department of Transportation that relates to highway construction or engineering, or is subject to Transportation Code, Section 201.112;
 - (2) (A) certification signed by the executive director of the agency or other similar agency or institution administrator or designee of the agency or institution of higher education stating that the process used to award the contract, contract extension, or purchase complies with or is consistent with the following:
 - (i) State of Texas Procurement and Contract Management Guide; and
 - (ii) statutes, rules, policies, and procedures related to the procurement and contracting of goods and services, including compliance with conflict of interest disclosure requirements; or
 - (B) if the process to award the contract, contract extension, or procurement did not comply with the requirements of Subsection (d)(2)(A)(i) and (ii), or if these requirements are found to be inapplicable, the agency or institution of higher education shall provide either a legal justification for the inapplicability of the requirements or an explanation for the alternative process utilized, and legal justification for the alternative process;
- (3) certification by the executive director of the agency or other similar agency or institution administrator or designee of the agency or institution of higher education that the agency or institution has a process for:
 - (A) verification of vendor performance and deliverables;

REPORTING REQUIREMENTS

(Continued)

- (B) payment for goods and services only within the scope of the contract or procurement order;
 - (C) calculation and collection of any liquidated damages associated with vendor performance; and
 - (D) when, why, or how to apply corrective action plans for continuing poor vendor performance;
- (4) certification by the executive director of the agency or other similar agency or institution administrator or designee of the agency or institution of higher education that the agency or institution will comply with the requirement to provide information to the Vendor Performance Tracking System when the contract is completed; and
- (5) any other information requested by the Legislative Budget Board before or after the Legislative Budget Board receives the notice as required by this section.
- (e) Except for a contract paid for exclusively using federal grant monies for which all parties to the contract and the terms of the contract have been determined by the federal government, a state agency or institution of higher education receiving an appropriation under this Act shall provide notice of a contract pursuant to this section without regard to the source of monies or method of finance associated with the expenditures, including a contract for which only non-appropriated monies will be expended.
- (f) If the agency does not satisfy the notification requirements of this section, the Director of the Legislative Budget Board may provide written notification to the Comptroller, Governor, and each of the members of the Legislative Budget Board detailing the requirements of this section that the agency did not meet and any recommendations to address identified risks related to the procurement or contract. The recommendations may include enhanced monitoring by Legislative Budget Board staff, auditing by the State Auditor's Office, required agency consultation with the Quality Assurance Team and/or Contract Advisory Team, or contract cancellation.
- (g) It is the intent of the Legislature that a written notice certified as required by this section should be considered a "governmental record" as defined under Penal Code, Chapter 37.

Sec. 7.12. Document Production Standards. Out of the monies appropriated by this Act, each state agency shall review its document production protocols and apply best practices to produce documents in the most practicable, efficient, and cost-effective manner possible that would lead to reduction in the total volume of paper used for general office administration, publications, and reproduction and printing services. This may also include changing the format of transmitting or receiving documents, such as through electronic rather than hard copy.

Sec. 7.13. Reporting: Texas Opioid Settlement Receipts.

- (a) If the Comptroller of Public Accounts receives a disbursement of monies or any other form of financial compensation from the fund administrator of the settlement or other disposition of any litigation involving the State of Texas as a litigant in opioid-related litigation in state or federal court, the Comptroller of Public Accounts shall submit a report in accordance with Subsection (c).
- (b) If a state agency or institution of higher education, other than the Comptroller of Public Accounts, receives funds from the opioid abatement account established by Government Code, Section 403.505, or the opioid abatement trust fund established by Government Code, Section 403.506, the agency or institution shall submit a report in accordance with Subsection (c).
- (c) A report required to be submitted under Subsection (a) or (b) must be submitted not later than October 1 of each year to the Legislative Budget Board, the Speaker of the House, the Office of the Lieutenant Governor, the House Appropriations Committee, and the Senate Finance Committee. The report shall include the amount of funds received during the previous biennium, the source of the funds, the date on which the funds were received, the purposes for which the funds are to be expended, and any other information requested by the Legislative Budget Board.

Sec. 7.14. Reports on Interagency Contracts. It is the intent of the Legislature that, to the extent their capabilities and resources allow, state agencies shall make available on their Internet websites annual reports during each state fiscal year of the state fiscal biennium beginning September 1, 2023, providing information on each interagency contract with a value that exceeds or may reasonably be expected to

REPORTING REQUIREMENTS

(Continued)

exceed \$10 million. Each report must be made available not later than September 30 of each year. Each report must identify:

- (a) each state agency that is a party to an interagency contract and whether the agency is disbursing or receiving money under the contract;
- (b) the amount spent by the disbursing agency for the contract and the method of finance; and
- (c) the agency programs for which the agencies entered the contract and the appropriation line items from which monies were spent by the agencies to perform the contract.

Sec. 7.15. World Health Organization. A state agency or institution of higher education appropriated monies by this Act and engaged in any activities in collaboration with, directed by, or financed by the World Health Organization (WHO) or its affiliates shall report on those activities to the Health and Human Services Commission (HHSC) by the end of each fiscal year. No later than December 1 of each fiscal year, HHSC shall submit a report to members of the Texas Legislature that summarizes and details the activities at state agencies and institutions of higher education that are funded, directed, or in collaboration with the WHO or its affiliates. The report shall also be available on HHSC's website.

¹ Modified to reflect enactment of HB 4510, 88th Legislature, Regular Session, which amended Government Code, Section 2101.011 to require that agencies submit their financial report no later than November 1.

² Incorporates Article IX, Section 18.03, of this Act, due to enactment of SB 1133, 88th Legislature, Regular Session, relating to a program to compensate landowners for property damage caused by certain criminal activities, resulting in increases of \$18,000,000 out of General Revenue Funds and 10.0 FTEs each fiscal year of the biennium to the Office of the Attorney General.

³ Incorporates SB 3, 88th Legislature, Fourth Called Session, relating to the construction, operation, and maintenance of border barrier infrastructure and border security operations, including funding for additional overtime expenses and costs due to certain increased law enforcement presence, resulting in an increase of \$1,500,000,000 out of General Revenue Funds in FY 2024 to the Trusteed Programs within the Office of the Governor.

⁴ SB 2424, 88th Legislature, Regular Session, was not enacted, resulting in a decrease of \$5,000,000 in General Revenue contingency funding each fiscal year in Strategy C.1.1, Correctional Security Operations, to the Texas Department of Criminal Justice's bill pattern, added for the confinement and supervision of inmates convicted under the provisions of the bill.

⁵ Incorporates SB 3, 88th Legislature, Fourth Called Session, relating to the construction, operation, and maintenance of border barrier infrastructure and border security operations, including funding for additional overtime expenses and costs due to certain increased law enforcement presence, resulting in an increase of \$40,000,000 in FY 2024 to the Department of Public Safety.

⁶ Contingency Appropriation for HB 7, 88th Legislature, Regular Session, failed to become law.

Part 8. OTHER APPROPRIATION AUTHORITY

Sec. 8.01. Acceptance of Gifts of Money.

- (a) A gift or bequest of money to a state agency named in this Act, including the legislative branch, that has specific authority to accept gifts is appropriated to the agency designated by the grantor and for the purpose the grantor may specify, subject to Subsections (b), (c), (d), and (e).
- (b) Unless exempted by specific statutory authority, a gift or bequest of money shall be:
 - (1) deposited into the state Treasury, and
 - (2) expended in accordance with the provisions of this Act.
- (c) A gift or bequest to a state agency may not be transferred to a private or public development fund or foundation unless written permission for the transfer is given by the donor of the gift or representative of the estate. An account of all such letters of written permission and transfers of gifts or bequests shall be kept by the agency and shall be reported to the State Auditor and the Legislative Budget Board.
- (d) An unexpended balance from a gift or bequest existing at the beginning of this biennium or at the end of a fiscal year of this biennium is appropriated for use during this biennium for the purpose provided by the grantor.

OTHER APPROPRIATION AUTHORITY

(Continued)

- (e) It is the intent of the Legislature that during the years subsequent to this biennium, to the extent allowed by law, the gift or bequest be used by the beneficiary agency for the purpose provided by the grantor.

Sec. 8.02. Reimbursements and Payments.

- (a) Except as provided in Subsection (f) or other provision of this Act, any reimbursements received by an agency of the state for authorized services, including contractual agreements with a non-governmental source or any unit of government, including state, federal, or local government, refund of expenditures received by an agency of the state, and any payments to an agency of the state government made in settlement of a claim for damages, including liquidated damages, are appropriated to the agency of the state receiving such reimbursements and payments for use during the fiscal year in which they are received. Revenues specifically established by statute on a fee- or service-provided basis are not appropriated by this section and are available for expenditure by the collecting agency only if appropriated elsewhere in this Act.
- (b) Forfeited money, proceeds from the sale of forfeited property, or similar monetary awards related to the agency's participation in the seizure of controlled substances or other contraband are appropriated to the receiving state agency unless distribution is otherwise provided by statute or specific provision of this Act.
- (c) Except as provided elsewhere in this Act, net amounts of money received by an agency as a result of tax seizures or other similar recoveries authorized by statute shall be deposited in the state Treasury as unappropriated revenues to the funds or accounts authorized by statute.
- (d) The portion of proceeds representing recoveries of costs incurred in forfeitures under Subsection (b) or seizures or similar recoveries under Subsection (c) are appropriated to the receiving agency. Such cost recoveries include court costs; attorney fees; rentals or storage fees; auction and sale costs; preparation costs to condition property for sale; and salaries, travel, and other overhead costs of the agency.
- (e) The reimbursements, refunds, and payments received under Subsection (a) shall be credited by the Comptroller to the agency's current appropriation items or accounts from which the expenditures of like character were originally made, or in the case of damage settlements to the appropriation items or accounts from which repairs or replacements are made; provided, however, that any refund of less than \$50 to an institution of higher education for postage, telephone service, returned books and materials, cylinder and container deposits, insurance premiums and like items, shall be deposited to the current fund account of the institution in the state Treasury and such monies are appropriated.
- (f)
 - (1) Fifty percent of the reimbursements, refunds, and payments of state monies received under Subsection (a) as a result of a recovery audit pursuant to Government Code, Chapter 2115, shall be credited by the Comptroller to the agency's current appropriation items or accounts from which the expenditures of like character were originally made and such monies are appropriated to the agency in the fiscal year in which the monies are received. The remaining 50 percent shall be deposited in the state Treasury as unappropriated revenues to the originating funds or accounts.
 - (2) Any reimbursement or refund related to grant monies shall be governed by Part 4 of this article.
 - (3) If an agency recovers federal money through a recovery audit conducted under Government Code, Chapter 2115, the payment made to the recovery audit consultant pursuant to Government Code, Section 2115.004, shall be made from the agency's current appropriation items from non-federal methods of finance, unless the rules of the federal program allow payment from the recovered federal funds. As applicable, federal reimbursements received for such expenditures of state monies shall be credited by the Comptroller to the funds from which the expenditures were originally made as provided by Section 13.05.
- (g) An unexpended balance received by an agency or institution from disaster-related recoveries, disaster-related reimbursements, disaster-related refunds, or other disaster-related payments that exist on:
 - (1) August 31, 2023, are appropriated for use during the following fiscal year beginning September 1, 2023; and

OTHER APPROPRIATION AUTHORITY
(Continued)

- (2) August 31, 2024, are appropriated for use during the following fiscal year beginning September 1, 2024.

Sec. 8.03. Surplus Property.

- (a) Except as provided by Subsection (b), 25 percent of the receipts to a state agency specified in this Act received from the sale of surplus property, equipment, commodities, or salvage (including recycled products) pursuant to the provisions of Government Code, Chapter 2175, are appropriated to the state agency for expenditure during the fiscal year in which the receipts are received. Receipts from such surplus equipment, commodities, or salvage (including recycled products) sales shall be expended from the appropriation item from which like property, equipment, or commodities would be purchased.
- (b) All receipts collected from the sale of deaccessioned items as provided by Government Code, Section 2175.909, are appropriated for use by the state agency for which the Comptroller deposited the receipts to the appropriated dedicated account. The appropriated monies may be used as determined by the agency for the purposes of the care and preservation of the agency's qualifying collection.

Sec. 8.04. Refunds of Deposits.

- (a) Any money deposited into the state Treasury which is subject to refund as provided by law shall be refunded from the fund into which the money was deposited, transferred, or otherwise credited, and so much as is necessary for said refunds is appropriated.
- (b) Unless another law, or section of this Act, provides a period within which a particular refund claim must be made, monies appropriated by this Act may not be used to pay a refund claim made under this section after four years from the latest date on which the amount collected or received by the state was due if the amount was required to be paid on or before a particular date. If the amount was not required to be paid on or before a particular date, a refund claim may not be made after four years from the date the amount was collected or received. A person who fails to make a refund claim within the period provided by law, or this provision, may not receive payment of a refund under this section.
- (c) Except as provided by Subsection (d), as a specific limitation to the amount of refunds paid from monies appropriated by this Act during the 2024-25 biennium, the Comptroller may not approve claims or issue warrants for refunds in excess of the amount of revenue estimated to be available from the tax, fee, or other revenue source during the biennium according to the Biennial Revenue Estimate of the Comptroller used for certification of this Act. Any claim or portion of a claim that is in excess of this limitation shall be presented to the next Legislature for a specific appropriation in order for payment to be made. The limit provided by this subsection does not apply to any taxes or fees paid under protest.
- (d) Where the Biennial Revenue Estimate referenced in Subsection (c) provides that no revenues are estimated to be available from a tax, fee, or other revenue source, and where a special fund or special or dedicated account (as those terms are defined by Government Code, Section 403.001) has been abolished or the law creating the special fund or special or dedicated account has been repealed or has expired, any balances which may have been transferred or credited to the General Revenue Fund because of such abolishment, repeal, or expiration are appropriated from that fund to pay refunds that are otherwise payable under this section.

Sec. 8.05. Vending Machines. All receipts collected from vending machine operations pursuant to Government Code, Section 2203.005, are appropriated to the institution or agency for use as directed by the institution or agency authorizing the installation.

Sec. 8.06. Pay Station Telephones. All receipts collected from pay station telephone operations pursuant to Government Code, Section 2170.009, are appropriated for use by the agency as determined by the governing board or commission.

Sec. 8.07. Appropriation of Collections for Seminars and Conferences. All monies collected for the reimbursement of costs directly associated with the conducting of seminars, conferences, or clinics that directly relate to the legal responsibilities and duties of the agency and that are for the purposes of education, training, or informing employees or the general public are appropriated for the necessary expenses incurred in conducting the seminar; provided, however, all applicable laws, and rules and

OTHER APPROPRIATION AUTHORITY

(Continued)

regulations for the acquisition of goods and services for the state shall apply to the expenditures. Applicable expenses may include the purchase of food when the registration fee for the seminar or conference contains a mandatory and non-separable cost component based on a cost recovery methodology to pay for food costs. Any unexpended balances remaining as of August 31, 2023, in an appropriation made by Senate Bill 1, Eighty-seventh Legislature, Regular Session, 2021, Article IX, Section 8.07, are appropriated for the same purpose. Any unexpended balances as of August 31, 2024, are appropriated to the agency for the same purpose for the fiscal year beginning September 1, 2024.

Sec. 8.08. Appropriation of Bond Proceeds. The proceeds from the issuance and sale of bonds or other obligations pursuant to the provisions of Government Code, Chapter 1232, and Government Code, Chapter 1401, or other law, are appropriated to the state agency to whose account the proceeds are deposited or credited. Proceeds include interest and investment income.

Sec. 8.09. CMIA Interest and Other Federal Payments.

- (a) There is appropriated to the Comptroller for the biennium ending August 31, 2025, sufficient monies from the General Revenue Fund for the payment of interest due the federal government under the federal Cash Management Improvement Act of 1990 (31 U.S.C. §6501 et seq.).
- (b) An amount equal to the amount of interest payments made from the General Revenue Fund on behalf of special funds or special or dedicated accounts (as those terms are defined by Government Code, Section 403.001) as a result of the federal Cash Management Improvement Act of 1990 is appropriated from special funds or special or dedicated accounts. The Comptroller shall transfer from each special fund or special or dedicated account to the General Revenue Fund an amount equal to the amount of interest paid on behalf of each special fund or special or dedicated account.
- (c) Subject to the prior written approval of the Governor and Legislative Budget Board, there is appropriated to the Comptroller for the biennium ending August 31, 2025, sufficient monies from the General Revenue Fund for the payment of amounts due the federal government, including interest under Government Code, Chapter 2106, and Office of Management and Budget Circular No. A-87 or a subsequent revision or successor to that circular.

Sec. 8.10. Appropriation of Receipts: Credit, Charge, Debit Card, or Electronic Cost Recovery Service Fees. Any fee amount assessed by an agency for the purpose of paying the costs associated with credit, charge, or debit card services is appropriated to that agency from the fund to which the fee was deposited. Any cost recovery fees assessed by an agency and approved by the Department of Information Resources as authorized under Government Code, Chapter 2054, for the purpose of paying the costs associated with implementing and maintaining electronic services, excluding subscription fees as authorized under Government Code, Chapter 2054, Subchapter I, are appropriated to the assessing agency from the fund to which the fee was deposited. Any unexpended balances from credit, charge, or debit card service or cost recovery fees remaining at the end of the fiscal biennium ending August 31, 2023, are reappropriated to the assessing agency from the fund to which the fee was deposited for the same purposes for the fiscal biennium beginning September 1, 2023. Any unexpended balances as of August 31, 2024, are appropriated to the agency for the same purpose for the fiscal year beginning September 1, 2024.

Sec. 8.11. Employee Meal Authorization. State agencies providing institution-based services, including the Texas Department of Criminal Justice, the Health and Human Services Commission, the Department of State Health Services, the Texas Juvenile Justice Department, the Texas School for the Blind and Visually Impaired, and the Texas School for the Deaf, may provide meals to employees working in institutional settings, including reimbursing employees of state supported living centers and state hospitals who are required to eat with individuals served during an off-campus event, and may charge an amount established by the agencies to reimburse the direct and indirect costs of preparation.

Sec. 8.12. Bank Fees and Charges. From interest income appropriated by this Act, amounts may be used for the purpose of paying bank fees and charges as necessary.

Sec. 8.13. Appropriation of Specialty License Plate Receipts.

- (a) For the fiscal biennium beginning September 1, 2023, the amounts appropriated to an agency under Articles I-VIII of this Act include, regardless of whether or not the amounts may be shown under or limited by the bill pattern of the agency or the special provisions applicable to the article of this Act under which the agency's appropriation might be located, all unexpended balances that may exist and all revenue collected by an agency on or after September 1, 2023, that is associated

OTHER APPROPRIATION AUTHORITY

(Continued)

with the sale of a Texas specialty license plate, as authorized by Transportation Code, Chapter 504, Subchapter G, or other applicable statute, including any new license plates that may be authorized or issued after September 1, 2023.

- (b) Amounts appropriated by this section shall be used for purposes consistent with this Act and all applicable statutes.

Sec. 8.14. Cost Recovery of Application or Testing Fees. Any cost recovery fee collected by an agency in relation to the use of an electronic based application or test required by the agency is appropriated to that agency from the fund to which the cost recovery fee was deposited for the purpose of paying any cost to the agency associated with a contract related to the application or test.

Sec. 8.15. Cost Recovery of Fees. Any cost recovery fee collected by an agency is appropriated to that agency from the fund to which the cost recovery fee was deposited to be used for the purpose of paying any cost incurred by the agency when those costs are associated with a contract or other expense related to the cost recovery fee.

Part 9. INFORMATION RESOURCES PROVISIONS

Sec. 9.001. Definitions.

- (a) In Part 9:
- (1) "Contract Advisory Team" and "CAT" means the contract advisory team established under Government Code, Chapter 2262.
 - (2) "Information resources" has the meaning provided by Government Code, Section 2054.003.
 - (3) "Information resources technologies" has the meaning provided by Government Code, Section 2054.003.
 - (4) "Major information resources project" has the meaning provided by Government Code, Section 2054.003.
 - (5) "Phases" of the development of a major information resources project include planning, systems analysis and requirements, systems design, development, integration and testing, implementation, and operations and maintenance.
 - (6) "Quality Assurance Team" and "QAT" means the quality assurance team established under Government Code, Section 2054.158.

Sec. 9.01. Purchases of Information Resources Technologies.

- (a) A state agency may not expend appropriations for information resources technologies unless the information resources technologies are in a plan approved by the Legislative Budget Board.
- (b) A state agency shall provide to the Quality Assurance Team (QAT), within 10 business days of receipt of a request from QAT, any verification and validation report or quality assurance report required to be produced for a major information resources project.
- (c) Prior to the start of vendor negotiations with regards to a major information resources project with an initial value expected to exceed \$10 million, a state agency shall submit to QAT a draft copy of the contract containing the proposed terms. QAT may provide the state agency with recommendations pertaining to the draft copy of the contract. Upon conclusion of vendor negotiations, a state agency shall submit the final negotiated copy of the contract to QAT for review. QAT shall either provide the state agency with recommendations pertaining to the final negotiated copy of the contract or waive review. A state agency shall not submit the final negotiated copy of the contract to the vendor for the purpose of execution prior to receiving either QAT's recommendations or waiver.

INFORMATION RESOURCES PROVISIONS

(Continued)

QAT may conduct a preliminary review of the draft contract prior to vendor negotiation. Based on the preliminary review and QAT's determination that the agency has developed a risk mitigation strategy sufficient to protect the state's interests, QAT may waive further review and the approval requirement of this section.

- (d) Prior to amending a contract associated with any phase of the development of a major information resources project, when the expected total value of the contract after the amendment exceeds the total value of the initial contract awarded by 10 percent or more, the agency shall notify the Governor, Lieutenant Governor, Speaker of the House, Senate Finance Committee, House Appropriations Committee, and QAT.
- (e) (1) An amendment to a major information resources project or contract associated with any phase of the development of a major information resources project with a total initial project or contract value that exceeds \$5 million must be reported to QAT prior to execution if:
 - (A) the expected total value of the project or contract after the amendment exceeds the total value of the initial project or contract awarded by 10 percent or more;
 - (B) the expected total value of an element in the project or contract after the amendment exceeds the total value of the same element in the initial project or contract awarded by 10 percent or more; or
 - (C) the amendment requires the vendor to provide consultative services, technical expertise, or other assistance in defining project scope or deliverables.
- (2) If the requirement of Subsection (e)(1) is not met, QAT may provide written notification to the Comptroller, the Governor, or the Legislative Budget Board detailing the requirements that the agency did not meet and any recommendations to address identified risks related to the project or contract. QAT, as authorized by Government Code, Section 2054.1181, may require the agency to:
 - (A) establish a corrective action plan including modifications to the design, deployment, or costs related to the project; or
 - (B) to discontinue the project, subject to Legislative Budget Board approval.
- (f) For the purposes of reporting contracts under Subsection (e) a state agency shall provide to QAT a copy of the final version of the amendment, including all appendices and attachments.
- (g) If a state agency cancels a contract for development of a major information resources project, which if amended would be subject to the requirements of Subsection (e), and issues a solicitation for identical or similar goods and/or services for development of the same project, then the contract must be submitted to QAT prior to execution.
- (h) QAT may waive the requirements with regards to a contract under Subsection (c) or an amendment under Subsection (e) by providing notice of waiver to the state agency required to submit contract documents under the respective subsections.

Sec. 9.02. Quality Assurance Review of Major Information Resources Projects.

- (a) A state agency may not expend appropriated money for a major information resources project unless the project has been reviewed by the Quality Assurance Team (QAT) and approved by the Legislative Budget Board in the agency's biennial operating plan. QAT shall make recommendations based on an analysis of the major information resources project's risk. QAT may request any information necessary to determine a major information resources project's potential risk. QAT may waive the major information resources project review requirements for a project.
- (b) (1) QAT may require independent verification and validation services of all major information resources projects projected to result in more than \$10 million of overall lifetime expenditures. In addition, QAT may require independent project monitoring, project status reporting, project expenditure reporting, or any additional information necessary to assess a major information resources project's on-going potential for success.

INFORMATION RESOURCES PROVISIONS

(Continued)

- (2) A state agency must notify QAT when the agency advertises a request for proposal, request for bid, or other similar process common to participation in the competitive bidding processes of a major information resources project. The corresponding agency requisition number must be provided at the time of notification.
- (3) A state agency must notify QAT within 10 business days when the agency awards a contract for a major information resources project that exceeds \$10 million for QAT review.
- (4) After a major information resources project has been completed, QAT may also require an agency to submit a project post-implementation evaluation report to determine if the project met its planned objectives.
- (5) QAT may take any additional actions or request information as specified in Government Code, Section 2054.1181.
- (6) Without regard to the source of monies associated with the expenditures for a major information resources project and without regard to the method of finance of an appropriation associated with a project, QAT may make the requests and impose the requirements or additional actions provided by this section on all major information resources projects regardless of whether undertaken entirely or partially by:
 - (A) outsourcing or contracting of any sort; or
 - (B) agency employees.
- (c) On request by QAT, the State Auditor's Office shall provide audit and review of:
 - (1) the major information resources projects;
 - (2) the information provided by the agencies; and
 - (3) project management policies and practices.
- (d) QAT may request the assistance of the Comptroller regarding the accuracy of major information resources project expenditures and compliance with this Act.
- (e) The State Auditor's Office may:
 - (1) provide an independent evaluation of the post implementation evaluation review process of a major information resources project to ensure the validity of its results; and
 - (2) send the evaluation to the Legislative Audit Committee.
- (f) The Department of Information Resources may issue guidelines for software development, quality assurance, and the review of major information resources projects.
- (g) QAT shall require each affected agency to:
 - (1) quantitatively define the expected outcomes and outputs for each major information resource project at the outset;
 - (2) monitor cost; and
 - (3) evaluate the final results to determine whether expectations have been met.
- (h) After a major information resources project has been completed, QAT may also require a project demonstration to determine if the project is functioning as intended.

Sec. 9.03. Biennial Operating Plan and Information Resources Strategic Plan Approval. It is the intent of the Legislature that agencies receiving appropriated monies for the acquisition of information technology must have a current Biennial Operating Plan including any amendments as approved by the Legislative Budget Board prior to expending any money for information technology. Information Technology items identified in the Capital Budget Rider must be included and approved in the Biennial

INFORMATION RESOURCES PROVISIONS

(Continued)

Operating Plan or a subsequently approved amendment of the Biennial Operating Plan. The Legislative Budget Board may direct the Comptroller to deny the agency access to information technology appropriations for non-compliance.

Sec. 9.04. Texas.gov Project: Occupational Licenses. Each licensing entity not otherwise authorized to increase occupational license fees elsewhere in this Act may, as provided by Government Code, Section 2054.252(g), increase the occupational license or permit fees imposed on the licensing entity's licensees by an amount sufficient to cover the cost of the subscription fee charged by the Texas.gov Project to the licensing entity pursuant to Government Code, Chapter 2054. Each licensing entity provided authority to impose a fee by Government Code, Section 2054.252(g), and not otherwise authorized to increase occupational license fees elsewhere in this Act is appropriated the additional occupational license or permit fees in excess of the Comptroller's biennial revenue estimate for 2024-25 for the sole purpose of payment to the Texas.gov contractor subscription fees for implementing and maintaining electronic services for the licensing entities. Each agency, upon completion of necessary actions to access or increase fees, shall furnish copies of board meeting minutes, an annual schedule of the number of license issuances or renewals and associated annual fee total, and any other supporting documentation to the Comptroller. If the Comptroller finds the information sufficient to support the projection of increased revenues, a notification letter will be issued, and the contingent appropriation made available for the intended purposes.

Sec. 9.05. Texas.gov Project: Cost Recovery Fees. Any cost recovery fees, excluding subscription fees as authorized under Government Code, Chapter 2054, approved by the Department of Information Resources in relation to the Texas.gov Project as authorized under Government Code, Chapter 2054, are appropriated to that agency from the fund to which the fee was deposited for the purpose of paying the costs associated with implementing and maintaining electronic services. Any unexpended balances remaining at the end of the fiscal biennium ending August 31, 2023, are reappropriated for the same purposes for the fiscal biennium beginning September 1, 2023.

Sec. 9.06. Prioritization of Cybersecurity and Legacy System Projects. Out of monies appropriated elsewhere in this Act and in accordance with Government Code, Chapter 2054, the Department of Information Resources (DIR) shall submit a prioritization of state agencies' cybersecurity projects and projects to modernize or replace legacy systems, as defined in the Government Code, Section 2054.571, to be considered for funding to the Legislative Budget Board by October 1, 2024. Agencies shall coordinate and cooperate with DIR for implementation of this provision.

Sec. 9.07. Surplus Information Technology Hardware. It is the intent of the Legislature that agencies appropriated monies elsewhere in this Act, when feasible, purchase information technology (IT) hardware through the state surplus property program prior to purchasing new IT hardware from other sources, as authorized by Government Code, Chapter 2175.

Sec. 9.08. Centralized Accounting and Payroll/Personnel System Deployments.

- (a) In accordance with Government Code, Section 2101.036, agencies identified in this subsection shall coordinate with the Comptroller of Public Accounts for the purpose of deploying either or both financial and human resources/payroll functionality of the Centralized Accounting and Payroll/Personnel System (CAPPS) during the 2024-25 biennium:

Article I

Employees Retirement System

Article V

Department of Criminal Justice

Article VII

Lottery Commission

- (b) Notwithstanding the authority provided in Section 14.03, appropriations made elsewhere in this Act to agencies identified in Subsection (a), for the purpose of deploying either or both financial and human resources/payroll functionality of CAPPS during the 2024-25 biennium are not available for any other purpose.

INFORMATION RESOURCES PROVISIONS

(Continued)

Sec. 9.09. Assignment of Contract Responsibility.

- (a) In this section:
- (1) "Agency" and "state agency" mean a state officer, board, commission, or department in the executive branch of government appropriated monies under this General Appropriations Act.
 - (2) "Assignment" includes any legal means for transferring the responsibilities for fulfillment of any duties, rights, or obligations due to a state agency or institution of higher education under a contract from the original party obligated to the agency or institution (the assignor) to another party (the assignee) assuming the duties, rights, or obligations due to a state agency or institution of higher education under a contract.
 - (3) "Contract" has the meaning provided by Section 7.04.
 - (4) "Institution of higher education" or "institution" has the meaning provided by Education Code, Section 61.003(8), except that the term does not include a public junior college.
 - (5) "Sensitive personal information" has the meaning provided by Business & Commerce Code, Section 521.002.
 - (6) "Total value of the contract" includes the value of all payments, as calculated by the Quality Assurance Team, made and expected to be made in the future by a state agency or institution of higher education over the life of the contract beginning from the date of execution of the original contract between the state agency or institution of higher education and the original party with responsibilities for fulfillment of any duties, rights, or obligations due to a state agency or institution of higher education under the contract and including total payments made before assignment of the contract and the total payments expected to be made in the future after the assignment of the contract.
- (b) A contract is subject to the requirements of this section if:
- (1) (A) the contract is for a major information resources project;
 - (B) there is a proposal for the transfer by assignment of the responsibility for fulfillment of any duties, rights, or obligations due to a state agency or institution of higher education under the contract; and
 - (C) the total value of the contract exceeds \$10 million;
 - (2) the contract involves storing, receiving, processing, transmitting, disposing of, or accessing sensitive personal information in a foreign country; and
 - (3) the contract is for services.
- (c) An assignment of a contract subject to this section shall not be valid and an agency or institution of higher education may not expend appropriated monies to make a payment on a contract subject to this section until:
- (1) the assignment has been approved by the executive director of the agency or other similar agency or institution administrator or designee of the agency or institution of higher education; and
 - (2) the notice described by Subsection (d) has been provided.
- (d) (1) An agency or institution must provide notice that a contract is subject to this section at least 14 calendar days prior to the date the assignment is approved pursuant to Subsection (c)(1).
- (2) The notice provided by the state agency or institution of higher education must be:
- (A) in writing and meet the requirements of Subsection (e); and
 - (B) provided to the Legislative Budget Board and the Quality Assurance Team.

INFORMATION RESOURCES PROVISIONS

(Continued)

- (e) The notice provided by a state agency or institution must include a contract between the state agency or institution of higher education signed by the assignor or the proposed assignee party but not signed by the state agency or institution of higher education.
- (f) The Quality Assurance Team may require a state agency or institution of higher education to provide information regarding:
 - (1) the projected total value of the contract subject to this section;
 - (2) the risk associated with a contract subject to this section; and
 - (3) the potential for success of a contract subject to this section.
- (g) On request by the Quality Assurance Team, the State Auditor may audit or review the information provided by a state agency or institution of higher education required to report a contract under this section.
- (h) On request by the Quality Assurance Team, the Comptroller may provide assistance regarding:
 - (1) verifying the accuracy of information provided by a state agency or institution of higher education required to report a contract under this section; and
 - (2) determining a state agency's or institution of higher education's compliance with the requirements of this section.
- (i) A state agency or institution of higher education may utilize independent verification and validation services related to a contract subject to this section.
- (j) A state agency or institution of higher education shall evaluate a contract under this section to determine if the contract generally complies with the applicable contracting standards established in Section 17.09, and other laws of this state.

Sec. 9.10. Report on Monitoring Assessments by State Auditor.

- (a) Before July 1 of each year, the State Auditor shall assign one of the following ratings to each of the 25 largest state agencies in the state fiscal year as determined by the Legislative Budget Board:
 - (1) additional monitoring warranted;
 - (2) no additional monitoring warranted; or
 - (3) reduced monitoring warranted.
- (b) On or before September 1 of each year, the State Auditor shall submit to the Comptroller of Public Accounts a report that:
 - (1) lists each state agency that was assigned a rating as described in Subsection (a); and
 - (2) for a state agency that was assigned a rating, specifies that additional or reduced monitoring, as applicable, is required during one or more of the following periods:
 - (A) contract solicitation development;
 - (B) contract formation and award; or
 - (C) contract management and termination.
- (c) The Comptroller, in consultation with the Contract Advisory Team (CAT), shall develop guidelines for the additional or reduced monitoring of a contract subject to CAT review. The Department of Information Resources, in consultation with the Quality Assurance Team (QAT), shall develop guidelines for the additional or reduced monitoring of a project subject to QAT review.

INFORMATION RESOURCES PROVISIONS

(Continued)

- (d) The State Auditor may request any information necessary from a state agency, the CAT, or the QAT to comply with the requirements of any statutory provisions relating to monitoring assessments by the State Auditor, and the agency or team, as applicable, shall provide the requested information.

Part 10. HEALTH-RELATED PROVISIONS

Sec. 10.01. Full Application for Health Coverage. To the fullest extent permitted by federal law and regulations, all state agencies that have children in their custody must apply for enrollment of all children in the Medicaid or the Children's Health Insurance Program unless the children have otherwise been provided health insurance.

Sec. 10.02. Appropriation of Disproportionate Share Hospital Payments to State-Owned Hospitals. Disproportionate Share Hospital Program payments from the Health and Human Services Commission to state-owned hospitals are appropriated to the receiving state agency/hospital as replacement funding for monies transferred to the Health and Human Services Commission and are subject to the accounting provisions as required by the Comptroller including deposits to the fund or account from which the original source of transfers to the Health and Human Services Commission was made.

Sec. 10.03. Informational Listing on Use of Tobacco Settlement Receipts.

- (a) The following is an informational list of the amounts (as shown in thousands) appropriated elsewhere in this Act to agencies from tobacco settlement receipts and estimated distributions from funds and endowments created by House Bill 1676 and House Bill 1945, Seventy-sixth Legislature and Senate Bill 126, Seventy-seventh Legislature for each fiscal year of the 2024-25 biennium and does not make appropriations:

	<u>2024</u>	<u>2025</u>
(1) Health and Human Services Commission		
A.1.5. Children	\$148,000	\$148,000
C.1.1. Children's Health Insurance Program (CHIP)	154,005	222,906
(2) Department of State Health Services		
A.2.5. TX Center for Infectious Disease, estimated	883	883
(3) Texas Department of Agriculture		
A.2.2. Rural Health	1,776	1,776
(4) Texas Higher Education Coordinating Board		
G.1.3. Earnings - Baylor College of Medicine, estimated	1,425	1,425
G.1.1. Baylor College Medical Permanent Health Fund, estimated	1,914	1,914
H.1.1. Earnings - Minority Health, estimated	1,067	1,067
H.1.2. Earnings - Nursing, Allied Health, estimated	1,884	1,884
(5) University of Texas Southwestern Medical Center at Dallas		
E.1.1. Tobacco Earnings - UT SWMC Dallas, estimated	3,445	3,445
E.1.2. Tobacco - Permanent Health Fund, estimated	3,091	3,091
(6) University of Texas Medical Branch at Galveston		
F.1.1. Tobacco Earnings - UTMB Galveston, estimated	1,668	1,668
F.1.2. Tobacco - Permanent Health Fund, estimated	1,952	1,952
(7) University of Texas Health Science Center at Houston		
F.1.1. Tobacco Earnings - UTHSC Houston, estimated	1,723	1,723
F.1.2. Tobacco - Permanent Health Fund, estimated	1,910	1,910
(8) University of Texas Health Science Center at San Antonio		
F.1.1. Tobacco Earnings - UTHSC San Antonio, estimated	13,780	13,780
F.1.2. Tobacco - Permanent Health Fund, estimated	1,574	1,574
(9) University of Texas M.D. Anderson Cancer Center		
E.1.1. Tobacco Earnings - UT MD Anderson, estimated	6,890	6,890
E.1.2. Tobacco - Permanent Health Fund, estimated	2,562	2,562
(10) University of Texas Health Science Center at Tyler		
E.1.1. Tobacco Earnings - UTHSC Tyler, estimated	1,724	1,724
E.1.2. Tobacco - Permanent Health Fund, estimated	1,327	1,327
(11) Texas A&M University System Health Science Center		
F.1.1. Tobacco Earnings - TAMU System HC, estimated	1,400	1,400
F.1.2. Tobacco - Permanent Health Fund, estimated	1,384	1,384

HEALTH-RELATED PROVISIONS
(Continued)

(12)	University of North Texas Health Science Center at Fort Worth		
	E.1.1. Tobacco Earnings - UNT HSC Ft. Worth, estimated	1,125	1,125
	E.1.2. Tobacco - Permanent Health Fund, estimated	1,045	1,045
(13)	Texas Tech University Health Sciences Center		
	E.1.1. Tobacco Earnings - TX Tech University HSC, estimated	1,515	1,515
	E.1.2. Tobacco - Permanent Health Fund, estimated	1,368	1,368
(14)	Texas Tech Health Sciences Center at El Paso		
	E.1.1. Tobacco Earnings -TX Tech HSC El Paso	1,400	1,400
	E.1.2. Tobacco - Permanent Health Fund	1,239	1,239
(15)	University of Texas System		
	B.1.1. Tobacco Earnings - RAHC, estimated	1,378	1,378
(16)	University of Texas at El Paso		
	E.1.1. Tobacco Earnings - UTEP, estimated	1,723	1,723
(17)	University of Texas Rio Grande Valley School of Medicine		
	E.1.1. Tobacco-Permanent Health Fund, estimated	1,189	1,189
(18)	University of Texas at Austin - Dell Medical School		
	E.1.1. Tobacco Permanent Health Fund, estimated	1,167	1,167
(19)	Sam Houston State University		
	E.1.1. Tobacco Permanent Health Fund, estimated	1,130	1,130
(20)	University of Houston College of Medicine		
	E.1.1. Tobacco Permanent Health Fund, estimated	1,100	1,100

(b) Informational Listing - Permanent Funds and Endowments. The following is an informational list of the amounts used to capitalize Permanent Funds and Endowments created by House Bill 1676 and 1945, Seventy-sixth Legislature and by Senate Bill 126, Seventy-seventh Legislature, and does not make appropriations:

(1)	Permanent Health Fund for Higher Education, Fund No. 810	\$350,000,000
(2)	Permanent Fund for Children and Public Health, Fund No. 5045	100,000,000
(3)	Permanent Fund for Health and Tobacco Education and Enforcement, Fund No. 5044	200,000,000
(4)	The University of Texas Health Science Center at San Antonio Endowment, Fund No. 811	200,000,000
(5)	Permanent Fund for Emergency Medical Services and Trauma Care, Fund No. 5046	100,000,000
(6)	Permanent Fund for Rural Health Facility Capital Improvement (Rural Hospital Infrastructure), Fund No. 5047	50,000,000
(7)	The University of Texas M.D. Anderson Cancer Center Endowment, Fund No. 812	100,000,000
(8)	Texas Tech University Health Sciences Center Endowment (El Paso), Fund No. 820	25,000,000
(9)	The University of Texas Southwestern Medical Center at Dallas Endowment, Fund No. 813	50,000,000
(10)	Texas Tech University Health Sciences Center Endowment (Other than El Paso), Fund No. 821	25,000,000
(11)	The University of Texas Medical Branch at Galveston Endowment, Fund No. 814	25,000,000
(12)	The University of Texas Health Science Center at Houston Endowment, Fund No. 815	25,000,000
(13)	The University of Texas Health Center at Tyler Endowment, Fund No. 816	25,000,000
(14)	Texas A&M University System Health Science Center Endowment, Fund No. 818	25,000,000
(15)	University of North Texas Health Science Center at Fort Worth Endowment, Fund No. 819	25,000,000
(16)	Permanent Endowment Fund for University of Texas Regional Academic Health Center, Fund No. 822	20,000,000
(17)	The University of Texas at El Paso Endowment, Fund No. 817	25,000,000
(18)	Baylor College of Medicine, Fund No. 823	25,000,000
(19)	Permanent Fund for Higher Education Nursing, Allied Health and Other Health-related Programs, Fund No. 824	45,000,000
(20)	Permanent Fund for Minority Health Research and Education, Fund No. 825	25,000,000

HEALTH-RELATED PROVISIONS
(Continued)

(21)	Permanent Hospital Fund for Capital Improvements and the Texas Center for Infectious Disease, Fund No. 5048	25,000,000
(22)	Permanent Endowment Fund for the Rural Communities Healthcare Investment Program, Fund No. 364	2,500,000

Sec. 10.04. Statewide Behavioral Health Strategic Plan and Coordinated Expenditures.

- (a) **Informational Listing - Behavioral Health and Substance Abuse Services Appropriations.** The following is an informational listing of appropriations for behavioral health services made elsewhere in this Act.

Behavioral health services are programs or services directly or indirectly related to the research, prevention, or detection of mental disorders and disabilities, and all services necessary to treat, care for, control, supervise, and rehabilitate persons who have a mental disorder or disability, including persons whose mental disorders or disabilities result from alcoholism or drug addiction. Certain non-behavioral health-related costs which could not be disaggregated from other healthcare costs are also included in the listing below.

	<u>2024</u>	<u>2025</u>
Article I		
Trusted Programs, Office of the Governor	\$47,076,218	\$47,076,218
Fiscal Programs - Comptroller of Public Accounts ¹	\$42,009,036	\$0
Veterans Commission ²	\$7,948,362	\$7,933,862
Article II		
Department of Family and Protective Services ³	\$41,902,278	\$41,906,068
Department of State Health Services	\$3,318,872	\$2,900,338
Health and Human Services Commission ^{4, 5, 6, 7}	\$2,267,110,164	\$2,195,684,450
Texas Civil Commitment Office	\$154,611	\$154,611
Article III		
Texas Education Agency	\$5,111,722	\$2,500,000
Texas School for the Deaf	\$80,000	\$80,000
University of Texas - Health Science Center Houston	\$8,000,000	\$8,000,000
University of Texas - Health Science Center San Antonio	\$9,567,982	\$9,167,982
University of Texas - Health Science Center Tyler	\$6,730,000	\$6,730,000
Texas Tech University Health Sciences Center	\$2,500,000	\$2,500,000
Texas Higher Education Coordinating Board	\$140,277,958	\$140,277,954
Article IV		
Supreme Court of Texas	\$1,350,000	\$1,350,000
Court of Criminal Appeals	\$568,500	\$568,500
Office of Court Administration	\$2,500,000	\$2,500,000
Article V		
Commission on Jail Standards	\$66,100	\$66,100
Department of Criminal Justice ^{8, 9}	\$281,317,074	\$284,719,320
Juvenile Justice Department ¹⁰	\$95,952,091	\$95,952,691
Military Department ¹¹	\$3,916,781	\$3,916,782
Commission on Law Enforcement	\$1,200,000	\$1,200,000
Article VI		
Department of Agriculture	\$500,000	\$500,000
Article VIII		
State Board of Dental Examiners	\$160,834	\$160,834
Board of Pharmacy	\$7,097,273	\$6,109,330
Board of Veterinary Medical Examiners	\$85,500	\$85,500
Optometry Board	\$47,000	\$47,000

HEALTH-RELATED PROVISIONS
(Continued)

Board of Nursing	\$1,005,458	\$1,005,458
Medical Board	\$766,990	\$717,800
Total	\$2,978,320,804	\$2,863,810,798
 Method of Financing		
General Revenue	\$2,226,792,451	\$2,231,755,750
General Revenue - Dedicated	\$74,265,748	\$29,199,290
Federal Funds	\$567,875,934	\$568,412,625
Other Funds	\$109,386,671	\$34,443,133
Subtotal	\$2,978,320,804	\$2,863,810,798
 Estimated Medicaid Expenditures (All Funds)	 \$1,774,905,170	 \$1,706,467,628
Estimated CHIP Expenditures (All Funds)	\$38,998,398	\$47,308,008
Total	\$4,792,224,372	\$4,617,586,433

Medicaid and CHIP amounts in this table reflect estimated expenditures and may not align with the appropriations made elsewhere in this Act for Medicaid and CHIP.

- (b) **Statewide Behavioral Health Coordinating Council.**¹² Each agency identified in Subsection (a), with the exception of the Texas Higher Education Coordinating Board and Article VIII agencies, shall designate an individual to serve as a member of the Statewide Behavioral Health Coordinating Council (the coordinating council), established by 2016-17 General Appropriations Act (GAA), Article IX, Section 10.04(b), Eighty-fourth Legislature, 2015, and may use monies appropriated by this Act to support the coordinating council. In addition to the agencies identified in Subsection (a), the Texas Department of Housing and Community Affairs, the Texas Workforce Commission, and the Texas Education Agency shall each designate an individual to serve as a representative on the coordinating council. The Texas Mental Health Care Consortium shall designate an individual to serve as a representative on the coordinating council. Any other state agency or institution that receives funding in this Act and provides specific behavioral health services may participate in the meetings and discussions of the coordinating council. The Mental Health Statewide Coordinator at the Health and Human Services Commission (HHSC) shall serve as chair of the coordinating council. The coordinating council shall meet at least once quarterly during fiscal years 2024 and 2025, or more frequently if determined necessary by the Mental Health Statewide Coordinator at HHSC.

HHSC shall require certain community collaboratives that receive state grant funding to present twice annually on the impact each collaborative has had on project implementation and mental health outcomes on the population served by the grant funding. These community collaboratives shall include community collaboratives as described by Government Code, Chapter 547A, Community Collaboratives; community recipients of a grant for veterans' mental health pursuant to Government Code, Chapter 547, Subchapter G, Matching Grant Program for Community Mental Health Programs Assisting Veterans and Their Families; recipients of a grant through the Mental Health Grant Program for Justice-Involved Individuals; and recipients of a grant through the Community Mental Health Grant Program. It is the intent of the Legislature that these presentations serve as an opportunity to increase collaboration for the effective expenditure of behavioral health monies between state and local entities. No provision of this Act may be construed as granting the coordinating council authority over local projects implemented by the collaboratives listed above.

- (c) **Statewide Behavioral Health Strategic Plan.** The purpose of the coordinating council shall be to implement the five-year Texas Statewide Behavioral Health Strategic Plan most recently published on November 3, 2022, and originally published May 1, 2016, (the strategic plan) per 2016-17 GAA, Article IX, Section 10.04(b), Eighty-fourth Legislature, 2015. The coordinating council shall submit an annual report to the Governor and the Legislative Budget Board including the progress of the strategic plan's implementation no later than December 1 of each year of the biennium. The report shall include the coordinating council's agency participation and how the strategic plan's implementation

HEALTH-RELATED PROVISIONS

(Continued)

serves to coordinate programs and services to eliminate redundancy; utilize best practices in contracting standards; perpetuate identified successful models for mental health and substance abuse treatment; ensure optimal service delivery; and identify and collect comparable data on results and effectiveness. The coordinating council shall annually update the inventory of behavioral health programs and services. The inventory shall describe how the identified programs, services, initiatives, and expenditures further the goals of the strategic plan. HHSC shall make available the five-year strategic plan update and the inventory of programs on HHSC's website no later than December 1 of each year.

The coordinating council shall also collaborate with the Board of Pharmacy and the Medical Board to create a sub-plan related to substance abuse. The sub-plan shall include challenges of existing prevention, intervention, and treatment programs; evaluation of substance use disorder prevalence; service ability; gaps in current services; and strategies for working with state agencies to expand treatment capacity.

- (d) **Coordination of Behavioral Health Expenditures.** The coordinating council shall submit to the Executive Commissioner of HHSC for approval a coordinated statewide expenditure proposal for each agency, which shall include the appropriation amounts identified in Subsection (a). The expenditure proposal shall describe how the identified appropriations at each agency or institution would be spent in accordance with and to further the goals of the approved strategic plan. HHSC shall submit the coordinated statewide behavioral health expenditure proposal to the Legislative Budget Board by September 1, 2023, for fiscal year 2024, and by July 1, 2024, for fiscal year 2025. The strategic plan shall be considered to be approved unless the Legislative Budget Board issues a written disapproval by November 1, 2023, for fiscal year 2024, or by September 1, 2024, for fiscal year 2025.

Notwithstanding any other appropriation authority granted by this Act, the Comptroller of Public Accounts shall not allow the expenditure of General Revenue-Related monies identified in Subsection (a) by a particular agency if the Legislative Budget Board provides notification to the Comptroller of Public Accounts that the agency's expenditure proposal has not satisfied the requirements of this provision. If fiscal year 2024 or fiscal year 2025 General Revenue-Related funds are used to provide services required by federal law, are related to court-ordered treatment, or are required as the result of administrative proceedings, the funding for these services shall still be included in the proposal, but these monies shall not be contingent upon approval.

The coordinated expenditure proposal shall be developed in a format specified by the Legislative Budget Board, and shall, at a minimum, include expenditures related to each program identified in the program inventory required by Subsection (c), identified by fund type. Behavioral health-related Medicaid expenditures shall also be included as a separate line item for each agency.

- (e) **Report on Review of Exceptional Item Requests.** No later than January 15, 2025, the coordinating council shall submit to the Executive Commissioner of HHSC and the Legislative Budget Board a report regarding the coordinating council's thorough review and complete vetting of all behavioral health exceptional item requests submitted with each agency's legislative appropriation request.
- (f) **Report on Suicide and Suicide Prevention.** Out of monies appropriated elsewhere in this Act to HHSC, the coordinating council shall provide an update to the report on suicide and suicide prevention in Texas required by House Bill 3980, Eighty-sixth Legislature, Regular Session, 2019 (Acts 2019, 86th R.S., ch. 1317, General and Special Laws of Texas). The report shall include data and recommendations specific to suicides among veterans and foster youth in the state. The coordinating council may collaborate with the Texas Veterans Commission, the Department of Family and Protective Services, and other agencies that the coordinating council deems necessary to receive data on veterans or foster youth to help conduct the study. The coordinating council shall submit the updated report to the Legislative Budget Board and Governor's Office not later than September 1, 2024.
- (g) **Children's Mental Health Strategic Plan.** Out of monies appropriated elsewhere in this Act to HHSC, the coordinating council shall develop a strategic plan specific to the behavioral health of children and youth. The plan shall incorporate the full continuum of care needed to support children and families and include:
- (1) descriptions of who provides what services to which children;
 - (2) strategies to identify and address gaps in care;

HEALTH-RELATED PROVISIONS

(Continued)

- (3) discussion of workforce shortages;
- (4) information on funding and reimbursement; and
- (5) children-specific data and expenditure information.

The plan shall be developed by a subcommittee of the coordinating council made of members including but not limited to the Health and Human Services Commission, the Department of Family and Protective Services, the Texas Department of Juvenile Justice, the Texas Education Agency, the Department of State Health Services, and medical practitioners with expertise and facilities which provide inpatient and outpatient care. The coordinating committee shall submit the plan to the Legislative Budget Board and the Governor's Office by December 1, 2024.

Sec. 10.05. Funding for Autism Services.

- (a) Appropriated elsewhere in this Act for autism services is \$21,073,084 in General Revenue Funds for the 2024-25 biennium, which is allocated to the following agencies for the following purposes:
 - (1) Health and Human Services Commission: General Revenue Funds totaling \$13,663,084 for the biennium for focused Applied Behavior Analysis treatment services. This amount does not include funding provided for autism services within Goal A, Medicaid Client Services.
 - (2) Texas Higher Education Coordinating Board (THECB): General Revenue Funds totaling \$7,410,000 for the 2024-25 biennium to distribute to autism research centers at institutions of higher education that currently provide evidence-based behavioral services and training, in the amounts and for the purposes as follows:
 - (A) Parent-directed Treatment: \$2,055,000 per fiscal year to serve 750 children per year;
 - (B) Board-certified Behavioral Analyst Training for Teachers/Paraprofessionals: \$950,000 per fiscal year to serve 2,547 children per year. The research centers may contract with educational service centers to provide this training;
 - (C) Research, development, and evaluation of innovative autism treatment models: \$700,000 per fiscal year;
 - (D) Administrative support of the programs in Subsections (a)(2)(A) through (a)(2)(C): \$150,000 per fiscal year may be expended by the THECB;
 - (E) If monies appropriated under Subsections (a)(2)(A), (B) or (C) exceed the monies that can be expended in accordance with the requirements of that subsection, THECB may expend the excess monies on any purpose described in Subsections (a)(2)(A), (B) or (C); and
 - (F) Any unexpended balances on hand at the end of fiscal year 2024 are appropriated for the same purpose for fiscal year 2025.
- (b) THECB shall gather data on the above programs from each institution's autism research center and submit an annual report on the effectiveness of each program, including the number of children served, the number of parents and/or teachers/paraprofessionals trained, and the results of the research on innovative treatment models. The report shall be submitted no later than September 1 of each year to the Legislative Budget Board, Office of the Governor, the Chair of the House Appropriations Committee, Chair of the Senate Finance Committee, Speaker of the House, and Lieutenant Governor.

Sec. 10.06. Cross-Agency Coordination on Healthcare Strategies and Measures.

- (a) Out of monies appropriated elsewhere in this Act, the Health and Human Services Commission (HHSC) shall coordinate with the Department of State Health Services, the Employees Retirement System of Texas, the Texas Department of Criminal Justice, and the Teacher Retirement System to compare healthcare data, including outcome measures, and to identify outliers and improvements for efficiency and quality that can be implemented within each healthcare system. To administer the data comparison, HHSC shall expend \$2.5 million per year with the Center for Healthcare Data at the University of Texas Health Science Center at Houston for data analysis, including individual benchmark and progress data for each agency. As applicable, agencies shall

HEALTH-RELATED PROVISIONS (Continued)

collaborate on the development and implementation of potential value-based payment strategies, including opportunities for episode-based bundling and pay for quality initiatives.

- (b) The agencies shall meet quarterly to carry out coordination activities as described above.
- (c) The agencies shall submit a report to the Legislative Budget Board and the Governor no later than September 1, 2024, describing coordination activities, efficiencies identified, individual agency policies and practices that have been improved due to the application of the data, and recommendations on future ways to reduce cost and improve quality of care in each healthcare system.

¹ Modified to reflect technical correction to identify \$42,009,036 in FY 2024 out of General Revenue-Dedicated Funds at Fiscal Programs - Comptroller of Public Accounts.

² Incorporates Article IX, Section 18.27, of this Act, due to enactment of HB 2951, 88th Legislature, Regular Session, relating to the establishment of a service dog pilot program for certain veterans, resulting in increases of \$79,362 in FY 2024 and \$64,862 in FY 2025 out of General Revenue Funds at the Veterans Commission.

³ Modified to reflect technical correction to behavioral health funding identified at the Department of Family and Protective Services, resulting in a decrease of \$5,462,137 in FY 2024 and \$6,758,697 in FY 2025 out of General Revenue Funds.

⁴ Incorporates Article IX, Section 17.30, of this Act, relating to a Comal County mental health facility, resulting in an increase of \$1,000,000 in FY 2024 out of General Revenue Funds at the Health and Human Services Commission.

⁵ Incorporates Article IX, Section 17.31, of this Act, relating to Sunrise Canyon operational funding, resulting in increases of \$636,850 in each fiscal year out of General Revenue Funds at the Health and Human Services Commission.

⁶ Incorporates Article IX, Section 18.40, of this Act, due to enactment of SB 26, 88th Legislature, Regular Session, relating to local mental health authority and local behavioral health authority audits and mental and behavioral health reporting, services, and programs, resulting in increases of \$3,384,287 in FY 2024 and \$8,866,588 in FY 2025 out of General Revenue Funds and \$119,955 in FY 2024 and \$327,150 in FY 2025 out of Federal Funds at the Health and Human Services Commission.

⁷ Incorporates Article IX, Section 18.63, of this Act, due to enactment of SB 1677, 88th Legislature, Regular Session, relating to the establishment and administration of Health and Human Services Commission programs providing mental health services to certain individuals in this state, resulting in increases of \$1,500,000 in each fiscal year out of General Revenue Funds at the Health and Human Services Commission.

⁸ Incorporates Article IX, Section 18.01, of this Act, relating to American Rescue Plan Act appropriations, resulting in decreases of \$69,702,210 in FY 2024 and \$70,451,777 in FY 2025 out of General Revenue Funds and increases of \$69,702,210 in FY 2024 and \$70,451,777 in FY 2025 out of Federal Funds at the Department of Criminal Justice.

⁹ Modified to reflect technical correction to behavioral health funding identified at the Department of Criminal Justice, resulting in an increase of \$4,100,646 in FY 2024 out of General Revenue Funds offset by a decrease out of Other Funds by a like amount.

¹⁰ Modified to reflect technical correction to behavioral health funding identified at the Juvenile Justice Department, resulting in decreases of \$1,867,594 in FY 2024 and \$1,862,594 in FY 2025 out of General Revenue Funds.

¹¹ Modified to reflect technical correction to behavioral health funding identified at the Military Department, resulting in a decrease of \$24,800 in FY 2024 out of General Revenue Funds and an increase of \$140,500 in FY 2025 out of Federal Funds.

¹² Modified to reflect enactment of HB 4611, 88th Legislature, Regular Session, to reflect recodified sections of the Government Code.

Part 11. PROVISIONS RELATED TO REAL PROPERTY

Sec. 11.01. Limitation on Use of Monies for Personal Residences.

- (a) Out of appropriations made by this Act, expenditures exceeding an aggregate amount of \$25,000 for the biennium beginning on September 1, 2023, may not be made for purchasing, remodeling, or repairing of any one personal residence or living quarters unless the expenditures are:
 - (1) required by court order;
 - (2) will result in increased safety, significant net cost savings, or prevention of substantial waste;
or
 - (3) are specifically identified in a Capital Budget in this Act.

PROVISIONS RELATED TO REAL PROPERTY

(Continued)

- (b) The Texas Facilities Commission shall report all expenditures of monies appropriated by this Act exceeding an aggregate amount of \$25,000 for the biennium for purchasing, remodeling, or repairing any one personal residence or living quarters to the Legislative Budget Board.

Sec. 11.02. Reporting Related to State-Owned Housing.

- (a) Agencies that provide employee housing shall report to the Legislative Budget Board annually:
 - (1) the estimated fair market rental value of housing supplied by the agency; and
 - (2) the amount of revenue (if any) recovered.
- (b) An agency may withhold rent payments from the salary of an agency employee. The Comptroller may adopt rules related to withholding of rent payments from salaries.

Sec. 11.03. Statewide Capital Planning.

- (a) An agency or institution of higher education appropriated monies by this Act shall supply to the Bond Review Board capital planning information relating to projects subject to this section and financing options for the 2026-27 fiscal biennium in a format and according to guidelines developed by the Bond Review Board. Such information shall include:
 - (1) a description of the project or acquisition;
 - (2) the cost of the project;
 - (3) the anticipated useful life of the project;
 - (4) the timing of the capital need;
 - (5) a proposed source of monies (method of financing);
 - (6) a proposed type of financing; and
 - (7) any additional related information requested by the Bond Review Board.
- (b) The Bond Review Board shall compile a statewide capital expenditure plan for the 2026-27 fiscal biennium from the information submitted by agencies and institutions in accordance with the capital planning guidelines. Copies of the guidelines shall be filed with the Governor and the Legislative Budget Board no later than December 31, 2023. The Bond Review Board shall file copies of the capital expenditure plan for the period beginning September 1, 2025, with the Governor and the Legislative Budget Board no later than September 1, 2024.
- (c) The statewide capital plan required by this section shall identify the state's capital needs and alternatives to finance these needs. The Bond Review Board shall review input from all state agencies and institutions regarding the agencies' and institutions' current and future capital needs as part of the strategic planning process. The Bond Review Board shall inform the Legislature on the possible budget impact of the capital plan on the state's debt capacity.
- (d)
 - (1) This section applies to each anticipated state project requiring capital expenditures for:
 - (A) land acquisition;
 - (B) construction of buildings and other facilities;
 - (C) renovations of buildings and other facilities estimated to exceed \$5 million in the aggregate for a single state agency or institution of higher education; or
 - (D) major information resources projects estimated to exceed \$5 million.
 - (2) In this section "major information resources project" means:
 - (A) any information resources technology project identified in a state agency's biennial operating plan whose development costs exceed \$5 million and that:

PROVISIONS RELATED TO REAL PROPERTY

(Continued)

- (i) requires one year or longer to reach operations status;
 - (ii) involves more than one state agency; or
 - (iii) substantially alters work methods of state agency personnel or the delivery of services to clients;
- (B) construction of buildings and other facilities;
- (C) any information resources technology project of a state agency designated for additional monitoring under Government Code, Section 2261.258(a)(1) if the development costs for the project exceed \$5 million.
- (e) The Higher Education Coordinating Board and the Bond Review Board shall eliminate redundant reporting by consolidating this report and the Higher Education Coordinating Board's Master Plan report, to the greatest extent possible.

Sec. 11.04. Efficient Use of State-Owned and Leased Space.

- (a) In the event that an agency moves from leased space to state-owned space after the passage of this Act, the Comptroller shall reduce monies appropriated to each affected agency by an amount equal to the lease costs that would have been incurred for the remainder of the biennium had the agency remained in leased space, less the costs the agency incurs for moving and the agency's tenant finish-out expenses as defined by the Texas Facilities Commission. Required moving and tenant finish-out costs incurred by an agency moving from leased space to state-owned space in fiscal year 2023 may be paid from fiscal year 2024 appropriations and costs incurred in fiscal year 2024 may be paid from fiscal year 2025 appropriations as necessary to facilitate the move. The Comptroller shall transfer to the Texas Facilities Commission from the special funds or accounts, including dedicated General Revenue Fund accounts (as those terms are defined by Government Code, Section 403.001), of those agencies that move into a state facility funded from Texas Public Finance Authority revenue bond proceeds each agency's proportional share of the lease payments made for the facility as determined by the Texas Facilities Commission. The Comptroller shall reduce the amounts appropriated to the Texas Facilities Commission out of the General Revenue Fund for lease payments in the appropriate article of this Act by an amount equal to the sum of the transfers from the special funds or accounts. The monies so transferred are appropriated to the Texas Facilities Commission for the purposes of making lease payments to the Texas Public Finance Authority.
- (b) In the event that an agency obtains a lease at a rate lower than existing lease amounts after the passage of the Act, the Comptroller shall reduce monies appropriated to each affected agency by an amount equal to the lease costs that would have been incurred for the remainder of the 2024-25 biennium, as determined by the Comptroller. If obtaining a reduced lease rate requires the agency to move its location, the Comptroller shall reduce the agency's appropriations less costs the agency incurs for moving and the agency's tenant finish-out expenses as defined by the Texas Facilities Commission. Required moving and tenant finish-out costs incurred by an agency moving from leased space in fiscal year 2024 may be paid from fiscal year 2025 appropriations as necessary to facilitate the move.

Sec. 11.05. State Agency Emergency Leases.¹

- (a) It is the intent of the Legislature that all emergency leases held by state agencies be eliminated. To ensure better planning on the part of state agencies and response from the Texas Facilities Commission Leasing Division, state agencies are directed to adhere to the provisions of this section.
- (b) A state agency that is in an emergency lease agreement on September 1, 2023, shall have its appropriation in each fiscal year in which it is in the emergency lease agreement reduced by the dollar amount charged to the agency in addition to its base level rent.
- (c) At least one year before an agency's lease expires, an agency must notify the Texas Facilities Commission in writing of its intent to renew its existing lease or relocate its offices.
- (d) If an agency fails to notify the Texas Facilities Commission in writing at least one year prior to a lease expiration and is subsequently forced to initiate an emergency lease agreement, the agency

PROVISIONS RELATED TO REAL PROPERTY

(Continued)

shall have its appropriation in each fiscal year in which it is in an emergency lease agreement reduced by the dollar amount charged to the agency in addition to its base level rent. This Subsection (d) applies in addition to the reduction of Subsection (b).

- (e) If an agency notifies the Texas Facilities Commission in writing one year prior to a lease expiration in accordance with Government Code, Chapter 2167, and the Texas Facilities Commission fails to renew/initiate a lease agreement for the agency by the lease expiration date, and an agency is forced to initiate an emergency lease agreement, the Texas Facilities Commission shall have its appropriation reduced in each fiscal year in which the affected agency is in an emergency lease agreement by the dollar amount charged to the agency in addition to the agency's base level rent. If this Subsection (e) applies, then the reduction of Subsection (d) does not apply.
- (f) The Comptroller will make all necessary reductions established in this provision each month of an emergency lease agreement. Monies lapsed by agencies for violation of this provision shall be deposited into the fund in the state Treasury from which they were originally appropriated.
- (g) The Texas Facilities Commission shall provide quarterly reports to the Legislative Budget Board and the Governor:
 - (1) detailing the number of state agencies holding emergency leases; and
 - (2) providing the status on the progress of terminating the emergency lease agreement.
- (h)
 - (1) In addition to the requirements of this section, an emergency lease for a health and human services agency is also governed by Government Code, Section 2167.004.
 - (2) In this section, "health and human services agency" includes the Health and Human Services Commission and the agencies named under Government Code, Section 521.0001(5).

Sec. 11.06. Efficient Use of State Property to House State Facilities. In accordance with Government Code, Section 2167.002, prior to leasing privately owned space, state agencies, or the Texas Facilities Commission on behalf of state agencies, shall identify and prioritize state-owned property with available capacity for relocation, upon expiration of a current lease, or when opening new locations. Agencies shall consider all reasonably available state-owned space and prioritize utilizing state-owned property if cost effective and consistent with the designated use of the property.

¹ Modified to reflect enactment of HB 4611, 88th Legislature, Regular Session, to reflect recodified sections of the Government Code.

Part 12. PROVISIONS RELATED TO PROPERTY

Sec. 12.01. Aircraft.

- (a) Notwithstanding any other provision of this Act, the purchase of aircraft may not be made from appropriated monies except as authorized in this section.
- (b) Agencies authorized to expend appropriated monies for the maintenance and operation of state-owned aircraft or replacements authorized by Subsection (d) are:
 - (1) Texas A&M University System;
 - (2) Texas Department of Criminal Justice;
 - (3) Texas Department of Transportation;
 - (4) Parks and Wildlife Department;
 - (5) Department of Public Safety of the State of Texas;
 - (6) University of Texas System;

PROVISIONS RELATED TO PROPERTY
(Continued)

- (7) Texas State Technical College; and
- (8) Texas Forest Service.
- (c) Notwithstanding any other provision of this Act, all state-owned aircraft (including aircraft forfeited to or seized by a particular agency) are subject to the authority of the Texas Department of Transportation.
- (d) Expenditure of appropriated monies for replacement of aircraft with aircraft of comparable quality may be made contingent upon approval of the Texas Department of Transportation and a finding of fact by the Governor that a report has been filed with the Governor showing that:
 - (1) the aircraft to be replaced has been destroyed or has deteriorated to an extent that continued operation presents a serious hazard or that the aircraft to be replaced can no longer meet the mission requirements of the principal user state agency; and
 - (2) other state-owned aircraft cannot be effectively utilized in lieu of a replacement aircraft.
- (e) Expenditures necessary to purchase liability insurance pursuant to Government Code, Section 2205.045(a), shall be made on a pro rata basis, as determined by the Texas Department of Transportation, from appropriations authorized to each agency operating a state-owned aircraft. The Comptroller shall transfer such necessary amounts from agencies operating aircraft to the Texas Department of Transportation for the purchase of liability insurance and expenditure of such monies by the Texas Department of Transportation is authorized.
- (f) Any reimbursements received by a state agency for authorized aircraft services rendered to another state agency are appropriated to the agency receiving the reimbursements and shall be credited to the agency's appropriation item from which the cost of aircraft operation is paid.
- (g) In this section the term "aircraft" has a meaning consistent with the rules adopted by the Comptroller.

Sec. 12.02. Publication or Sale of Printed, Recorded, or Electronically Produced Matter or Records.

- (a) Monies appropriated by this Act may not be used for the publication, recording, production, or distribution of any item or matter, including lists, notices, pamphlets, video recordings, audio recordings, microfiche, films, or other electronically produced information or records unless such publication, recording, or production is:
 - (1) essential to accomplish or achieve a strategy or outcome target established by this Act; or
 - (2) required by law.
- (b) Any monies received and collected from any charges specifically authorized by statute for the productions, publications, or records are appropriated to the agency issuing the productions, publications, or records for use during the year in which the receipts are collected. The Comptroller shall credit such receipts to the like appropriation item from which the original costs are paid.

Sec. 12.03. Limitation on Expenditures for Purchases and Conversions of Alternative Fuel Vehicles. A state agency, including an institution of higher education, that is required to meet the percentage requirements for vehicles capable of using alternative fuels under Government Code, Chapter 2158, may expend monies appropriated by this Act for the purpose of meeting the percentage requirements only if the agency purchases or converts a vehicle that uses the most cost-effective, fuel efficient, and mechanically efficient alternative fuel source.

Sec. 12.04. Transfer of Master Lease Purchase Program Payments.

- (a) The Texas Public Finance Authority may transfer each agency's share of administrative fees and lease payments pursuant to the Master Lease Purchase Program from each agency's appropriations made elsewhere in this Act to the Texas Public Finance Authority Master Lease Purchase Program cost of issuance funds and the State Lease Fund Account, respectively. Transfers for administrative fees and lease payments may not be made earlier than 15 calendar days prior to the date that debt service payment is required. The Texas Public Finance Authority may transfer

PROVISIONS RELATED TO PROPERTY
(Continued)

monies necessary for Master Lease Purchase Program debt service payments from the State Lease Fund Account to the Texas Public Finance Authority Master Lease Purchase Program interest and sinking funds.

- (b) The Comptroller shall assist the Texas Public Finance Authority in the transfer of lease payments. State agencies participating in the Master Lease Purchase Program shall cooperate in the timely transfer of lease payments to the Texas Public Finance Authority. The absence of specific Master Lease payment appropriations, identified in an agency's capital budget, does not release an agency from lease payment obligations.

Sec. 12.05. Vehicle Fleet Maintenance and Repair. State agencies and institutions of higher education should use the most cost effective means available to maintain and repair state vehicles, including entering into interagency agreements for services with agencies or institutions of higher education which operate vehicle maintenance shops when feasible. This does not prohibit state agencies or institutions of higher education from receiving services from private vehicle maintenance shops when necessary.

Any such interagency agreement for vehicle maintenance and repair services shall include interagency transfers of monies in an amount to offset any increased costs state-owned maintenance shops may incur from the increased number of vehicles serviced and shall not restrict the ability of state agencies or institutions of higher education from selecting alternatives for vehicle maintenance and repair services, unless restricted by other law.

Sec. 12.06. Agency's Participation in Master Lease Purchase Program. It is the intent of the Legislature that all agencies participate in the Master Lease Purchase Program to the extent that the Master Lease Purchase Program would be the most cost-effective type of financing when using a lease purchase method for acquisition of capital assets.

Part 13. FEDERAL FUNDS

Sec. 13.01. Federal Funds/Block Grants. Monies received from the United States government by a state agency or institution named in this Act are appropriated to the agency or institution for the purposes for which the federal grant, allocation, aid, payment, or reimbursement was made subject to the provisions of this Act.

Sec. 13.02. Report of Additional Funding.

- (a) Upon receipt or notice of future receipt of any monies appropriated for the biennium under Section 13.01 of this article in an amount in excess of \$10 million greater than the amount for which an agency or institution was appropriated federal funds for the same purpose in this Act, each agency or institution shall request approval from the Legislative Budget Board and the Governor to expend the monies. The agency or institution shall also provide notice of the receipt to the Comptroller. Both the request and the notification shall specify the amount of federal funds received and the proposed use of the monies.
- (b) If after the thirtieth business day after the approval request is submitted by the agency or institution neither the Legislative Budget Board nor the Governor issue a written disapproval, the Comptroller of Public Accounts shall release the monies.
- (c) Notwithstanding Subsections (a) and (b), for monies received because of a disaster proclaimed by the Governor under Government Code, Chapter 418, the Comptroller of Public Accounts shall immediately release monies which have been appropriated to an agency or institution pursuant to Section 13.01 of this article. An agency or institution receiving monies under this subsection shall provide notice of the receipt to the Legislative Budget Board and the Governor which specifies the amount of federal funds received and the proposed use of the monies.
- (d) Agencies and institutions shall report their operational capacity for expanded federal programs, except Medicaid, to the Legislative Budget Board if either of the following conditions is met:
- (1) an existing federal program that previously granted an agency or institution \$10 million or more per year increases its grant by at least 100 percent; or
 - (2) a new federal program grants at least \$100 million to a state agency or institution.

FEDERAL FUNDS
(Continued)

(e) Reports submitted under Subsection (d) shall:

- (1) include goals, resources, timeframes, and issues critical to program execution;
- (2) be submitted within 90 days of the date the agency or institution receives a notice of grant award;
- (3) be prepared in a format specified by the Legislative Budget Board.

Sec. 13.03. Reports to Comptroller. It is the intent of the Legislature that in the event one or more state agencies are awarded by the United States government a combined amount greater than \$1 billion in federal stimulus funds or other one-time allocations appropriated through legislation separate from the annual federal appropriations bills, the Comptroller shall set state reporting standards and time lines, including performance benchmarks, for all affected agencies, including institutions of higher education, that align with any related federal reporting requirements. The Comptroller may recover the cost of this activity pursuant to authority in Government Code, Chapter 771.

Sec. 13.04. Deposit and Expenditure Limitations. Except for an institution of higher education, federal funds:

- (1) including unexpended balances, shall be deposited to and expended from the specific appropriation item identified in this Act; and
- (2) may not be expended for a strategy or function other than a strategy or function that has been reviewed by the Eighty-eighth Legislature and authorized by specific language in this Act or encompassed by an agency's budget structure as established by this Act.

Sec. 13.05. Reimbursements from Federal Funds. As applicable, federal reimbursements received for expenditures previously made or services performed on behalf of federal programs from state monies shall be credited by the Comptroller to the fund from which the expenditure was originally made. The credit shall be to the agency's current appropriation item or accounts from which the expenditures of like character were originally made and are appropriated. Reimbursements received from employee benefits paid from General Revenue Fund appropriations of other administering agencies shall be deposited to the unappropriated General Revenue Fund.

Sec. 13.06. Limitations on Classified Positions.

- (a) A classified position created for administration of federal grant programs shall be phased out upon discontinuance of the federal grant for which it was authorized.
- (b) Agencies subject to Government Code, Chapter 654, will make federal grant employment in accordance with the provisions of that Act in positions listed in, or otherwise authorized by this article.

Sec. 13.07. Funding Reductions. In the event that federal programs that authorize federal funds included in this Act are eliminated, consolidated, or replaced with new federal programs and funding authorization or block grants, or the federal funds appropriated to agencies are reduced, any reduction or reallocation of federal funds will be distributed across affected agencies and programs to pattern the strategies and programs included in this Act to the extent possible without restricting the state's ability to receive federal funds, in accordance with a plan adopted by the designated single state agency or otherwise by each affected agency. An agency shall provide a copy of the plan to the Legislative Budget Board and the Governor.

Sec. 13.08. Unexpended Balances. Except as provided by Section 13.09 of this article, any unexpended balances of federal funds existing at the beginning of this biennium or at the end of a fiscal year of this biennium are appropriated for use during this biennium for the original purposes of the appropriation.

Sec. 13.09. Temporary Assistance for Needy Families (TANF), Social Services Block Grant (SSBG), or Child Care and Development Block Grant (CCDBG).

- (a) Notwithstanding Section 13.01, agencies appropriated Temporary Assistance for Needy Families (TANF), Social Services Block Grant (SSBG), or Child Care and Development Block Grant (CCDBG) federal funds elsewhere in this Act may expend any balances of TANF, SSBG, or CCDBG federal funds that are unobligated and unexpended at the beginning of this biennium

FEDERAL FUNDS

(Continued)

from an appropriation made during the previous biennium or any additional TANF, SSBG, or CCDBG federal grants. In addition, the TANF, SSBG, or CCDBG federal funds appropriated elsewhere in this Act and/or the balance of all available TANF, SSBG, or CCDBG federal funds may be transferred as appropriate by the single state agency for TANF, SSBG, or CCDBG, respectively.

- (b) No expenditures under this section may be made without prior approval by the Legislative Budget Board and Governor as provided by Subsection (c).
- (c) (1) To request approval to expend monies under Subsection (b), the agency or single state agency shall submit a written request to the Legislative Budget Board and the Governor. At the same time, the agency or single state agency shall provide a copy of the request to the Comptroller of Public Accounts. The request shall include the amount of unexpended balance or additional federal grants of TANF, SSBG, or CCDBG funds; a detailed explanation of the purpose and use of the monies; and an estimate of the impact on performance measures and capital budgets. If the purpose for the unexpended balance differs from the original purpose, the request shall include the names of the originating and receiving strategies for the monies. Additional information requested by the Legislative Budget Board or the Governor shall be provided in a timely manner.
- (2) The request is approved if neither the Legislative Budget Board nor the Governor issues a written disapproval within 30 business days of the date on which the staff of the Legislative Budget Board concludes its review of the proposal to expend the monies and forwards its review to the Chair of the House Appropriations Committee, Chair of the Senate Finance Committee, Speaker of the House, and Lieutenant Governor.
- (d) The Comptroller of Public Accounts shall not authorize the expenditure of unexpended balances or additional TANF, SSBG, or CCDBG federal funds if the Legislative Budget Board provides notification to the Comptroller of Public Accounts that the requirements of this provision have not been satisfied.

Sec. 13.10. Definition, Appropriation, Reporting and Audit of Earned Federal Funds.

- (a) **Definition.** Earned Federal Funds (EFF) are defined as all monies received in connection with each entitlement period of a federally funded contract, grant or program, excluding reimbursements under Section 13.05 of this article which are not required by the governing agreement to be distributed thereon. Typically, EFF arise from recoveries of costs previously paid from a nonfederal fund source, indirect cost allocations, interest earned on federal funds, and minor sources such as the sale of fixed assets purchased with federal funds. These earned federal funds are received in connection with a federally funded program but are not required by the governing agreement to be distributed on that program. For state accounting purposes, EFF are defined as revenues collected from federal receipts and deposited into the state General Revenue Fund as Comptroller revenue object codes 3602, 3702, 3726, 3745, 3750, 3773, 3851, and 3971.
- (b) **Collected Revenue.** General Revenue in the amounts specified by year below is appropriated in agency bill patterns elsewhere in this Act and is contingent on collection of EFF revenues by the following agencies:

	<u>2024</u>	<u>2025</u>
Article I: General Government		
Attorney General	\$ 16,362,391	\$ 16,385,950
Trusted Programs of the Governor	2,500,000	2,500,000
Library & Archives Commission	110,630	110,630
Veterans Commission	2,468,986	2,468,986
Article II: Health and Human Services		
Dept. of Family and Protective Services	\$ 185,751	\$ 176,463
Department of State Health Services	1,443,914	1,443,914
Health and Human Services Commission	14,189,780	14,189,780
Article III: Education		
Texas Education Agency	\$ 404,331	\$ 404,331
Article V: Public Safety and Criminal Justice		
Texas Military Department	\$ 100,000	\$ 100,000
Juvenile Justice Department	20,000	20,000
Article VI: Natural Resources		
Department of Agriculture	\$ 7,138,557	\$ 7,138,557
General Land Office	1,593,580	1,593,580

FEDERAL FUNDS

(Continued)

Animal Health Commission	303,459	303,459
Commission on Environmental Quality	5,200,000	5,200,000
Parks and Wildlife Commission	225,000	225,000
Railroad Commission	2,200,000	2,200,000
Water Development Board	109,313	109,313
Article VII: Business and Economic Development		
Housing and Community Affairs	\$ 2,015,524	\$ 2,001,207
Workforce Commission	139,646	139,646
Article VIII: Regulatory		
Department of Insurance	\$ 273,056	\$ 273,056
General Revenue in Lieu of Earned Federal Funds	\$ 59,390,841	\$ 59,390,795

- (c) **Reporting and Appropriation.** On a quarterly basis, the Comptroller shall notify the Legislative Budget Board and Governor of the EFF amounts deposited by agency. If an agency specified above collects and deposits more EFF than identified above in fiscal year 2024, the agency is appropriated the additional amounts subject to the following conditions:
- (1) At least 30 days prior to budgeting or expending the EFF above the 2024 level above, the agency shall report the anticipated amounts and proposed use of these monies to the Legislative Budget Board.
 - (2) Notification shall include information regarding the need that will be served with the additional revenue.
 - (3) Notification shall also identify the impact on established performance targets, measures, capital budget authority, and full-time-equivalent positions.
- (d) **Reporting and Appropriation.** Subsection (c) authority and requirements shall also apply to fiscal year 2025.
- (e) **No Unexpended Balance Authority from Fiscal Year 2023 for Agencies.** The amounts of General Revenue above for all listed agencies exclude any unexpended balances of EFF that remain on August 31, 2023. It is assumed that any remaining balances of EFF on August 31, 2023, lapse to the General Revenue Fund.
- (f) **Unexpended Balance Authority Between Years of the 2024-25 Biennium.** Any EFF balances in excess of the amounts identified in Subsection (b) or any balance remaining from the amounts identified in Subsection (b) on August 31, 2024, may be carried forward into fiscal year 2025.
- (g) **Benefits Proportional.** Revenues collected as EFF as authorized and generated by each of the agencies above cover, at a minimum, the cost of the General Revenue appropriations specified above and any associated employee benefits.
- (h) **Federal Monies Collected for Post-retirement Health Care.** Federal monies collected for post-retirement health care costs shall be deposited as unappropriated general revenue and are not eligible for appropriation by this provision.
- (i) **Amounts Contingent on Collection.** The yearly amounts by agency identified above are contingent on collection. If actual and/or projected revenue collections are insufficient to offset the appropriations identified in this provision, the Comptroller shall reduce the General Revenue appropriations provided by this Act to be within the amount of EFF collections expected to be available.
- (j) **Contingency Appropriation for Additional Agencies.** If an agency not identified above enters into an agreement with a federal agency which results in the receipt of EFF which are a new source of collections not anticipated for fiscal years 2024 and 2025, the affected agency shall furnish documentation of the new revenue to the Comptroller. If the Comptroller finds the information sufficient to support the revenue stream as a new collection, a finding of fact shall be issued and the additional EFF collections are appropriated subject to the notification requirements in Subsections (c) and (d).
- (k) **Audit.** The depositing and classification practices of EFF by agencies referenced above shall be subject to audit by the State Auditor's Office.

Part 14. AGENCY DISCRETIONARY TRANSFER PROVISIONS

Sec. 14.01. Appropriation Transfers.

- (a) Subject to any specific restriction in another provision of this Act and in deference to Section 14.04, an appropriation contained in this Act may be transferred from one appropriation item to another appropriation item in an amount not to exceed 20 percent of the appropriation item from which the transfer is made for the fiscal year, at the discretion of the chief administrative officer of the state agency.
- (b) After obtaining the written approval of the Governor and the Legislative Budget Board, a state agency may exceed the 20 percent discretionary transfer authority provided to the chief administrative officer of the state agency under Subsection (a).
- (c) A request for approval to exceed the 20 percent discretionary transfer authority provided to the chief administrative officer of the state agency under Subsection (a) must be submitted by the agency's governing board (if the agency has a governing board) or by the chief administrative officer (if the agency does not have a governing board or the governing board has not met) and must include at a minimum:
 - (1) the date on which the governing board (if applicable) approved the request;
 - (2) a statement justifying the need to exceed the transfer limitation;
 - (3) the source of monies to be used to make the transfer; and
 - (4) an explanation as to why such transfer cannot be deferred.
- (d)
 - (1) Monies appropriated by this Act in items of appropriation that are part of a "Goal" for "Indirect Administrative and Support Costs" or "Indirect Administration" may also be transferred from one appropriation item to another appropriation item within that same goal without limitation as to the amount of such a transfer.
 - (2) Monies appropriated by this Act in items of appropriation that are part of a "Goal" for "Indirect Administration" or "Indirect Administrative and Support Costs" may not be increased by transfer from an appropriation item from another Goal without the prior written approval of the Governor and the Legislative Budget Board.
- (e) Appropriations made by this Act to each state agency are not subject to transfer between fiscal years nor between agencies except under the provisions of interagency contract, budget execution statutes, or specific rider or statutory authorization.

Sec. 14.02. Transfers for Contract Services. Monies appropriated in the various articles of this Act for Retirement and Group Insurance and for Social Security and Benefit Replacement Pay may be transferred between articles for similar appropriation items for the purpose of paying employee benefits costs incurred by higher education institutions when those institutions have contracted to provide services to state agencies.

Sec. 14.03. Transfers - Capital Budget.

- (a)
 - (1) Contained in appropriations made to certain agencies by this Act are amounts identified as the "Capital Budget." Except as provided under this section, none of the monies appropriated by this Act in excess of amounts restricted to capital budget purposes may be expended for capital budget purposes without the prior written approval of the Governor and Legislative Budget Board.
 - (2) The restrictions, limitations, reporting, and approval requirements of this section do not apply to a change in the method of finance which might result as a part of a transfer transaction involving a capital budget item, provided that the transfer transaction otherwise complies with the requirements of this section and the other provisions of this Act.
- (b) A request for approval to exceed the transfer limitation on capital budget expenditures under Subsection (h) must be submitted by the agency's governing board (if the agency has a governing board) or by the chief administrative officer of the agency (if the agency has no governing board or the governing board has not met) and must include at a minimum:
 - (1) the date on which the governing board (if applicable) approved the request;

AGENCY DISCRETIONARY TRANSFER PROVISIONS

(Continued)

- (2) a statement justifying the need to exceed the limitation;
 - (3) the source of monies to be used to make the purchases; and
 - (4) an explanation as to why such expenditures cannot be deferred.
- (c) The restrictions provided by this section do not apply to:
- (1) expenditures for capital outlay items or projects that are not included in the definition of "Capital Budget" under Subsection (d);
 - (2) expenditures for capital budget purposes made by institutions, including:
 - (A) institutions and agencies of higher education; or
 - (B) public community/junior colleges; or
 - (3) a transfer made under Section 14.04.
- (d) "Capital Budget" includes expenditures, for assets with a biennial project cost or unit cost in excess of \$500,000, within the following categories:
- (1) acquisition of land and other real property, except for right-of-way purchases made by the Texas Department of Transportation;
 - (2) construction of buildings and facilities;
 - (3) repairs or rehabilitation of buildings and facilities;
 - (4) construction of roads, except for such expenditures made by the Texas Department of Transportation;
 - (5) acquisition of information resource technologies, including for purchase or contract for computer time, facility resources, maintenance, and training;
 - (6) transportation items;
 - (7) acquisition of capital equipment and items;
 - (8) other lease payments to the Master Lease Purchase Program (MLPP), for items acquired prior to September 1, 2023, only;
 - (9) data center/shared technology services;
 - (10) centralized accounting and payroll/personnel system (CAPPS) statewide enterprise resource planning (ERP) system; or
 - (11) cybersecurity projects.
- (e) Any expenditure directly related to acquisition of an asset, or to placing an asset in service, may be paid from the appropriation made to the "Capital Budget."
- (f) In implementing this section, the Comptroller should refer to the detailed instructions for preparing and submitting requests for legislative appropriations for the biennium beginning September 1, 2023, the definitions included in those detailed instructions, and the official request for legislative appropriations submitted by the affected agency.
- (g) Appropriations restricted to capital budget purposes and not identified in a "Capital Budget" as being for lease payments to MLPP or for other lease-purchase payments may be utilized to make lease payments under MLPP or for other lease or installment payments only if the agency to which the appropriation is made provides a report to the Comptroller specifying the sum of the lease payments to be made during the biennium for the capital budget item being acquired. The Comptroller shall reduce the appropriation made by this Act for the capital budget item in an amount equal to the difference between the appropriated amount and the sum of the lease

AGENCY DISCRETIONARY TRANSFER PROVISIONS

(Continued)

payments for the biennium and deposit that amount into the unappropriated balance of the original funding source. If the Comptroller cannot determine the amount appropriated for a specific capital budget item, the amount shall be determined by the Legislative Budget Board.

- (h) (1) Subject to any specific restriction in another provision of this Act and in deference to Section 14.04, an agency may transfer appropriations:
 - (A) from a non-capital budget item to a capital budget item;
 - (B) from a capital budget item to another capital budget item; or
 - (C) from a capital budget item to an additional capital budget item not presented in the agency's bill pattern.
- (2) Without the written approval of the Governor and the Legislative Budget Board:
 - (A) the amounts transferred during a fiscal year as provided by Subsection (h)(1) may not exceed 25 percent of either:
 - (i) the amount of the capital budget item, as presented in the agency's bill pattern from which monies are being transferred; or
 - (ii) the amount of the capital budget item, if presented in the agency's bill pattern, to which monies are being transferred;
 - (B) appropriations may not be transferred directly from a non-capital budget item to an additional capital budget item not presented in the agency's bill pattern;
 - (C) appropriations may not be transferred to an additional capital budget item that is not presented in the agency's bill pattern if that additional capital budget item was presented to a committee, subcommittee, or working group of the Eighty-eighth Legislature but was not adopted by the Eighty-eighth Legislature; and
 - (D) an agency that does not have a capital budget provision following its items of appropriation in this Act may not use monies appropriated by this Act for creation of a capital budget item.
- (3) An agency may not transfer appropriations from a capital budget item to a non-capital budget item without the prior written approval of the Governor and the Legislative Budget Board.
- (4) An agency may transfer appropriations into "data center consolidation," "data center services," or "shared technology services," as defined by Subsection (l)(2). An agency may transfer appropriations from "data center consolidation" or "data center services," or "shared technology services" as provided by Government Code, Section 2054.386 after obtaining the written approval of the Legislative Budget Board.
- (i) Unexpended balances remaining in appropriations made by this Act for capital budget purposes for use during the first year of the biennium are appropriated for use during the second year of the biennium for the same purpose.
- (j) (1) Notwithstanding limitations on capital expenditures provided elsewhere, appropriations made by this Act that may be used for the payment of utility bills may be used to pay for energy and water conservation-related projects, including lease payments under the state's MLPP, entered into in accordance with energy and water conservation statutes.
- (2) Capital expenditures for items that could be financed through the utility savings made possible by a comprehensive energy and water conservation contract authorized by Government Code, Section 2166.406, are prohibited unless part of a comprehensive energy or water conservation contract authorized by Government Code, Section 2166.406.
- (3) Before authorizing expenditures for capital items that consume energy or water or that are related to the energy or water consumption of an agency's facilities, the Comptroller must verify that the items could not be part of a cost-effective contract for energy and water conservation measures authorized by Government Code, Section 2166.406.

AGENCY DISCRETIONARY TRANSFER PROVISIONS

(Continued)

- (k) The Legislative Budget Board may direct the Comptroller of Public Accounts to reduce monies appropriated by this Act to a state agency for capital budget purposes.
- (l)
 - (1) To provide for unanticipated shortages in appropriations made by this Act for fiscal year 2024 for the payment of data center services costs, amounts identified elsewhere in this Act in fiscal year 2025 for "data center consolidation," "data center services," or "shared technology services" may be transferred to fiscal year 2024 to pay data center services costs.
 - (2) "Data Center Consolidation," "Data Center Services," or "Shared Technology Services" for the purposes of this section are defined as services provided by the Department of Information Resources in accordance with Government Code, Chapter 2054, including software licensing services, application services, security services, and public and private cloud services.

Sec. 14.04. Disaster Related Transfer Authority.

- (a) **Policy and Procedure.** In the event of a disaster proclamation by the Governor under Government Code, Chapter 418, transfers of appropriations made in this Act, if necessary to respond to the disaster and if made according to the terms of this section, are permitted. This section is intended to serve as a means for quickly, effectively, and efficiently transferring appropriations in the event of a disaster. This section provides an exception to any other provision of this Act which might otherwise limit transfers of appropriations such as by imposing a limit on the amount of a transfer or which might otherwise limit transfers of appropriations by causing a delay in making a transfer because of the need to take actions such as preparing reports or obtaining approvals prior to transferring appropriations necessary for responding to a disaster. No part of this section shall be read to limit, modify, or abridge the authority of the Governor to proclaim an emergency, disaster, or martial law or exercise any other powers vested in the Governor under the Texas Constitution or other laws of this state.
- (b) **Health and Human Services Agencies.** For a health and human services agency appropriated monies under Article II of this Act that directly responds to the disaster the Commissioner of Health and Human Services may transfer monies from another health and human services agency appropriated monies under Article II of this Act to the responding agency and may transfer monies between the strategies or capital budget items of each agency for the purpose of funding the disaster response subject to the prior notification of the Legislative Budget Board and Governor as provided by Subsection (g).
- (c) **Other Agencies.** An agency, other than a health and human services agency appropriated monies under Article II of this Act, that directly responds to a disaster may transfer appropriations within the agency, without regard to any limits on transfer of appropriations between strategies or capital budget items, subject to the prior notification of the Legislative Budget Board and Governor as provided by Subsection (g).
- (d) **Transfers Between Agencies.** If a transfer involving at least one agency not appropriated monies under Article II of this Act is necessary to respond to a disaster, the agencies involved in the transfer shall request approval from the Legislative Budget Board and the Governor for the emergency transfer of monies, pursuant to Texas Constitution, Article XVI, Section 69. Any request under this subsection shall include the same information required in the recommended plan of transfer below and a copy shall be provided to the Comptroller. A request made under this subsection is subject to the prior notification of the Legislative Budget Board and Governor as provided by Subsection (g).
- (e) **Appropriation Transfers between Fiscal Years.** Agencies responding to a disaster may transfer monies appropriated in fiscal year 2025 to fiscal year 2024, subject to the prior notification of the Legislative Budget Board and Governor as provided by Subsection (g).
- (f) **Unexpended Balances.** Any unobligated balances from transfers made under Subsection (e) as of August 31, 2024, are appropriated to the agency for the same purpose for the fiscal year beginning September 1, 2024.

AGENCY DISCRETIONARY TRANSFER PROVISIONS (Continued)

- (g) Notification of Recommended Plan of Transfer.
- (1) Recommended Plan of Transfer. A recommended plan of transfer submitted by an agency to the Governor and Legislative Budget Board under this section must include the following information:
 - (A) a copy of the appropriate disaster proclamation made under Government Code, Chapter 418;
 - (B) the amounts to be transferred (listed by method of finance);
 - (C) the agency or agencies affected;
 - (D) the programs affected by the transfer; and
 - (E) any other information requested by the Legislative Budget Board.
 - (2) Notification. An agency must notify the Legislative Budget Board, the Comptroller, the Governor, and any other agency involved in the transfer prior to the date of recommended transfers. The Comptroller shall transfer the monies as recommended.

Sec. 14.05. Unexpended Balance Authority Between Fiscal Years within the Same Biennium. An agency may transfer any unexpended and unobligated balances remaining as of August 31, 2024, for the same purposes for the fiscal year beginning September 1, 2024, if the agency has been granted, either:

- (1) specific authority in another provision of this Act; or
- (2) written approval of the Legislative Budget Board.

Part 15. AGENCY NON-DISCRETIONARY TRANSFER PROVISIONS

Sec. 15.01. Reimbursements for Unemployment Benefits.

- (a) For the purposes of this section, "agency" includes a state agency as defined under Government Code, Section 2151.002, which includes an institution of higher education (except a public junior college) as defined under Education Code, Section 61.003.
- (b) At the close of each calendar quarter, the Texas Workforce Commission shall prepare a statement reflecting the amount of unemployment benefits paid to all former state employees based on wages earned from state employment and present the statement to the Comptroller. The Comptroller shall pay by warrant or transfer out of monies appropriated from the Unemployment Compensation Special Administration Account No. 165 such amount to the Unemployment Compensation Benefit Account No. 937 to reimburse the Texas Workforce Commission for the payments.
- (c) The Unemployment Compensation Special Administration Account No. 165 shall be reimbursed as Interagency Transfers to the Unemployment Compensation Special Administration Account No. 165 for one-half of the unemployment benefits paid from appropriations made in this Act to the agency that previously employed each respective former state employee whose payroll warrants were originally issued in whole or part from the General Revenue Fund, any dedicated General Revenue Fund accounts, Federal Funds, or Other Funds.
- (d) From information related to unemployment benefits paid on behalf of previously employed former state employees provided by the Texas Workforce Commission, the Comptroller shall determine the proportionate amount of the reimbursement or payment due from the General Revenue Fund, any General Revenue-Dedicated accounts, Federal Funds, or Other Fund appropriations made elsewhere in this Act to agencies. The Comptroller shall transfer such amounts to the Unemployment Compensation Special Administration Account No. 165. The amounts reimbursed pursuant to this subsection are appropriated to the Unemployment Compensation Special Administration Account No. 165 for the purpose of reimbursing the Unemployment Compensation Benefit Account No. 937 as Interagency Transfers to the

AGENCY NON-DISCRETIONARY TRANSFER PROVISIONS

(Continued)

Unemployment Compensation Special Administration Account No. 165. The reimbursement requirements established by this subsection may be waived, either in whole or in part, by the Legislative Budget Board.

- (e) In addition to other reimbursement provided by this section, the Unemployment Compensation Special Administration Account No. 165 shall be reimbursed for one-half of the unemployment benefits paid from amounts appropriated to the Reimbursements to the Unemployment Compensation Benefit Account item in this Act out of dedicated General Revenue Fund accounts or Other Funds and shall be fully reimbursed from monies held in local bank accounts for all former state employees whose payroll warrants were originally issued in whole or part from dedicated General Revenue Fund accounts, Other Funds, Federal Funds, or local bank accounts respectively. From information provided by the Texas Workforce Commission, the Comptroller shall determine the proportionate amount of the reimbursement or payment due from funds other than the General Revenue Fund and transfer such monies to the Unemployment Compensation Special Administration Account No. 165. The amounts reimbursed from local funds pursuant to this subsection are appropriated to the Unemployment Compensation Special Administration Account No. 165 for the purpose of reimbursing the Unemployment Compensation Benefit Account No. 937. Such transfers and payments authorized under law shall be made not later than the 30th calendar day after the date of receipt of the statement of payments due.
- (f) The Comptroller may prescribe accounting procedures and regulations to implement this section.
- (g) The Comptroller, upon certification of amounts due from the Texas Workforce Commission, including the sources of the amounts due, may transfer monies from the agencies or other units of state government as the Texas Workforce Commission certifies remain due more than 30 calendar days from receipt of the statement of payments due. The Texas Workforce Commission shall also determine the amounts due from funds held outside the state Treasury and notify the State Auditor and Comptroller of those amounts.

Sec. 15.02. Payments to the State Office of Risk Management (SORM).

- (a) In this section:
 - (1) "SORM" means the State Office of Risk Management.
 - (2) "Agency" includes a state agency as defined under Government Code, Section 2151.002, which includes an institution of higher education (except a public junior college) as defined under Education Code, Section 61.003, and may also include any other unit of state government as defined by the rules of SORM, which participates in cost allocation plan provided under this section;
 - (3) "Assessment" means the amount of the workers' compensation assessment placed on an agency by SORM and the agencies' proportion of SORM's costs to administer workers' compensation payments and other statutory obligations contained in SORM's Strategy A.1.1, Risk Management and Claims Administration, as provided by this section and other relevant law; and
- (b) At the beginning of each fiscal year, SORM shall prepare a statement reflecting the assessments due from all agencies and present it to the Comptroller.
- (c)
 - (1) Notwithstanding other provisions in this Act, agencies shall transfer to SORM 75 percent of their assessed allocation which includes amounts for workers' compensation coverage for their employees from funding in the same proportion as their expected payroll funding, including General Revenue Funds, dedicated General Revenue Fund accounts, Other Funds or local bank accounts and the agencies' proportion of SORM's costs to administer workers' compensation payments and other statutory obligations contained in SORM's Strategy A.1.1, Risk Management Program and Claims Administration.
 - (2) Not later than May 1 of each year, SORM shall determine the remaining assessment due from each agency based on actual costs since the beginning of the fiscal year and other estimated costs. SORM shall prepare a statement reflecting the remaining assessments due from each agency and present the statement to the Comptroller. Each agency shall transfer to SORM the remaining assessed allocation which includes amounts for workers' compensation coverage for their employees from funding in the same proportion as their expected payroll funding, including General Revenue Funds, dedicated General Revenue Fund accounts,

AGENCY NON-DISCRETIONARY TRANSFER PROVISIONS

(Continued)

Other Funds, or local bank accounts and the agencies' proportion of SORM's costs to administer workers' compensation payments and other statutory obligations contained in SORM's Strategy A.1.1, Risk Management Program and Claims Administration.

- (d) Transfers and payments as are authorized under law shall be made not more than 30 calendar days from receipt of the statement of payments due.
- (e) The Comptroller may prescribe accounting procedures and regulations to implement this section.
- (f) Upon certification by SORM of amounts due, the Comptroller may transfer monies from an agency if the assessment amount due remains unpaid after more than 30 calendar days from receipt of the statement of payments due.
- (g) All monies recovered by SORM from third parties by way of subrogation are appropriated to SORM to be used for the payment of workers' compensation benefits to state employees and shall be retained in SORM's Strategy B.1.1, Workers' Compensation Payments, in whole for that purpose.
- (h) Amounts not to exceed 2 percent in total of workers' compensation annual expenditures may be awarded to agencies by SORM for the purposes of risk management and loss prevention. In the event that collections in SORM's Strategy B.1.1, Workers' Compensation Payments, funded by the annual assessments to agencies, exceed 110 percent of the expected annual payments, the portion of the excess over 110 percent funded from all funding sources shall be returned to agencies. The excess returned to the agencies by SORM is appropriated to the agencies for expenditures consistent with the original funding source. Any funding less than 110 percent of collections in SORM's Strategy B.1.1, Workers' Compensation Payments, not used for workers' compensation payments shall be used by SORM to lower the cumulative assessments to agencies the following fiscal year.
- (i) In the event the total assessments in any year prove insufficient to fund expenditures, SORM may, after providing written notice to the Legislative Budget Board, temporarily utilize additional General Revenue Funds in an amount not to exceed 20 percent of the cumulative assessments for that fiscal year. Any additional General Revenue Funds will be utilized only for the purpose of temporary cash flow and must be repaid upon receipt of the following year's assessments in accordance with procedures established by the Comptroller.
- (j) The reimbursement requirements established by this section may be waived or delayed, either in whole or in part, by the Legislative Budget Board.
- (k) SORM shall require agencies to provide to SORM and agencies shall submit to SORM information regarding the specific funding sources from which agencies pay their assessed allocation amounts for workers' compensation coverage for their employees.

Sec. 15.03. Contingency Appropriation Reduction.

- (a) After considering all other contingency riders in this Act and all legislation passed by the Eighty-eighth Legislature that affects revenue, if the appropriations made by Articles I through X of this Act exceed the limitation specified in Texas Constitution, Article III, Section 49a or the limitation on consolidated general revenue appropriations established by the Legislative Budget Board pursuant to Government Code, Section 316.002, all appropriations made under this Act out of the General Revenue Fund and General Revenue-Dedicated accounts are automatically reduced on a pro-rata basis by the amount necessary, if any, to ensure that the total amount appropriated does not exceed either of these limitations; provided, however, that appropriations described under Subsection (c) shall not be reduced.
- (b) The Comptroller shall report the amount of the automatic reductions, if any, to the Governor and Legislative Budget Board.
- (c) Appropriations described under this subsection that may not be reduced by an action taken pursuant to this section are as follows:
 - (1) Appropriations identified in Section 6.07 of this article (Employee Benefit and Debt Service Items);

AGENCY NON-DISCRETIONARY TRANSFER PROVISIONS

(Continued)

- (2) Appropriations made to the Texas Education Agency for the Foundation School Program in Strategies A.1.1, FSP-Equalized Operations, and A.1.2, FSP-Equalized Facilities;
- (3) Appropriations made in Article IV of this Act;
- (4) Appropriations made to the Teacher Retirement System;
- (5) Appropriations made to the Optional Retirement Program;
- (6) Appropriations made to the Higher Education Fund;
- (7) Appropriations made for Debt Service Payments for Non-Self Supporting G.O. Water Bonds;
- (8) Appropriations made for Compensation to Victims of Crime; and
- (9) Appropriations designated as "estimated."

Sec. 15.04. Appropriation Transfers: Billings for Statewide Allocated Costs. As provided by Government Code, Chapter 2106, relating to billings to state agencies for the costs of support services allocated to agencies under the statewide cost allocation plan, the Comptroller shall transfer appropriations made to state agencies and institutions of higher education by this Act to the General Revenue Fund, under Articles I-VIII of this Act, in amounts which total an estimated \$30 million for the biennium.

At least 30 calendar days prior to making transfers of agency appropriations to the General Revenue Fund pursuant to this provision, the Comptroller shall develop and prepare a plan of reductions and notify the Legislative Budget Board and Governor of the amounts proposed for reduction by each agency.

Part 16. LEGAL REPRESENTATION AND JUDGMENTS PROVISIONS

Sec. 16.01. Court Representation and Outside Legal Counsel.

- (a)
 - (1) Except as otherwise provided by the Texas Constitution or general or special statutes, and only as consistent with Government Code, Section 402.0212 and Government Code, Chapter 2254, the Attorney General shall have the primary duty of representing the State in the trial of civil cases. The provisions of this section apply to the representation of a state governmental entity by outside legal counsel in all legal matters.
 - (2) Monies appropriated by this Act may not be used by a state governmental entity for retaining outside legal counsel before the state governmental entity requests the Attorney General to perform those legal services.
 - (3) If the Attorney General determines that outside legal counsel is in the best interest of the State, the Attorney General shall so certify to the Comptroller and to the requesting state governmental entity which may then utilize appropriated monies to retain outside legal counsel.
 - (4) Monies appropriated by this Act may not be used by a state governmental entity to contract with an outside legal counsel who represents clients before the state governmental entity or who has, during a six-month period preceding the initiative of the contract and a six-month period following the termination of the contract, represented clients before the state governmental entity.
 - (5) A state governmental entity may not initiate the process of selecting outside legal counsel prior to receiving the approval of the Attorney General to retain outside legal counsel.
- (b) Monies appropriated by this Act may not be expended by a state governmental entity to initiate a civil suit or defend itself against a legal action without the consent of the Attorney General. Absent this consent, the state governmental entity shall be represented in that particular action by the Attorney General.

LEGAL REPRESENTATION AND JUDGMENTS PROVISIONS

(Continued)

- (c) On receipt of a request by a state governmental entity to retain outside legal counsel, the Attorney General shall decide on the request as expeditiously as possible, but in no event later than 10 business days after receiving the request.
- (d) Monies appropriated by this Act may not be used to pay compensation to outside legal counsel for representing a state governmental entity in the trial of a civil suit if the Attorney General, district attorney, criminal district attorney, county attorney, or other lawyer is required by constitutional or statutory provision to represent a state governmental entity except in those cases where the Attorney General consents to the representation or the district attorney, criminal district attorney, county attorney, or other lawyer has requested that the attorneys employed by the particular state governmental entity assist with the trial of the particular civil suit.
- (e)
 - (1) This section does not restrict a state governmental entity in the investigation and assembling of evidence in connection with a pending or prospective civil suit.
 - (2) This section does not prohibit a state governmental entity or its employees from investigating, filing, or presenting to any person a claim, owing to the State.
- (f) This section does not restrict the Attorney General from employing special assistants to assist in the trial of civil suits to be paid from the appropriations made to the Attorney General.
- (g) If a state governmental entity requests the Attorney General to take legal action in court against another state governmental entity, the Attorney General shall give special consideration to permitting one of the state governmental entities to employ, from the permitted state governmental entity's monies, outside legal counsel to represent that state governmental entity in that action in order to avoid a conflict of interest by the Attorney General in the representation of both state governmental entities.
- (h) If the Attorney General initiates legal action against another state governmental entity on behalf of the Attorney General rather than another state governmental entity, the Legislature hereby determines that a conflict of interest exists and the state governmental entity against which the Attorney General takes action may expend appropriated monies for outside legal counsel to represent that state governmental entity without the prior approval or consent of the Attorney General.
- (i) Subsections (a) - (h) do not apply to monies appropriated to:
 - (1) Office of the Governor;
 - (2) Comptroller;
 - (3) Department of Agriculture;
 - (4) General Land Office and Veterans' Land Board; or
 - (5) Railroad Commission of Texas.
- (j) Monies appropriated by this Act may not be expended to pay the legal fees or expenses of outside legal counsel that represents the State or any of its state governmental entities in a contested matter if the outside legal counsel is representing a plaintiff in a proceeding seeking monetary damages from the State or any of its state governmental entities.
- (k) For purposes of this section, "state governmental entity" means a board, commission, department, office, or other agency in the executive branch of state government created under the constitution or a statute, including an institution of higher education.

Sec. 16.02. Contingent Fee Contract for Legal Services.

- (a) Except to carry out the purposes of Education Code, Chapter 153, monies appropriated by this Act may not be expended by a state governmental entity for payment of legal fees or expenses under a contingent fee contract for legal services without the prior approval of the Legislative Budget Board, as provided by Government Code, Chapter 2254.

LEGAL REPRESENTATION AND JUDGMENTS PROVISIONS

(Continued)

- (b) For purposes of this section, "state governmental entity" means a board, commission, department, office, or other agency in the executive branch of state government created under the constitution or a statute, including an institution of higher education as defined by Education Code, Section 61.003(8).
- (c) This section applies to all contingent fee contracts for legal services entered into by a state governmental entity, including legal services related to a *parens patriae* action or proceeding brought by a state governmental entity in the name of the state, except that this section does not apply to a contingent fee contract:
 - (1) for legal services performed for a state governmental entity in relation to the entity's actions as a receiver, special deputy receiver, liquidator, or liquidating agent in connection with the administration of the assets of an insolvent entity, including actions under Insurance Code, Chapter 443, or Finance Code, Chapters 36, 66, 96, or 126; or
 - (2) under which recoveries from more than one entity are contemplated and the expected amount of each recovery and the actual amount of each recovery does not exceed \$100,000.

Sec. 16.03. Proceeds of Litigation.

- (a) Unless otherwise specifically authorized by the legislature, any litigation or matter that could have resulted in litigation that results in settlement, court order, or other arrangement providing revenues or financial benefits to a state governmental entity or the State of Texas shall be structured to require the entire amount due to be paid to the state Treasury in accordance with Government Code, Sec. 404.097.
- (b) None of the money paid to a state governmental entity because of a settlement of litigation or other arrangement providing revenues or financial benefits because of an incident that could reasonably result in a claim or litigation may be expended by any state government entity unless the Legislative Budget Board is notified in writing by the Attorney General regarding the terms of the settlement or other arrangement and the Legislative Budget Board is notified in writing by the state governmental entity receiving the money regarding the plans for the use of the money. The written notice must be delivered to the Legislative Budget Board as soon as practicable, but no later than the 20th calendar day of the month following the first to occur of:
 - (1) receipt of the money or other benefit; or
 - (2) approval of the settlement or arrangement by a court.
- (c) This section does not apply to a settlement of litigation, court order resulting from litigation, or other arrangement providing revenues or financial benefits because of litigation:
 - (1) for a state governmental entity in relation to the entity's actions as a receiver, special deputy receiver, liquidator, or liquidating agent in connection with the administration of the assets of an insolvent entity, including actions under Insurance Code, Chapter 443, or Finance Code, Chapters 36, 66, 96, or 126; or
 - (2) under which recovery to the state governmental entity does not exceed \$500,000.
- (d) For purposes of this section, "state governmental entity" means a board, commission, department, office, or other agency in the executive branch of state government created under the constitution or a statute, including an institution of higher education.

Sec. 16.04. Judgments and Settlements.

- (a) The monies appropriated by this Act, including appropriations made in Article X of the Act, may not be expended for payment of a judgment or settlement prosecuted by or defended by the Attorney General and obtained against the State or a state agency, except:
 - (1) pursuant to this section; or
 - (2) where it is specifically provided in an item of appropriation that the monies appropriated or expenditures authorized may be used for the payment of judgments or settlements.

LEGAL REPRESENTATION AND JUDGMENTS PROVISIONS

(Continued)

- (b) State agencies appropriated monies by this Act may expend monies appropriated elsewhere in this Act for the purposes of paying settlements and judgments against the state for causes brought in a federal court or a court in this state under specific statutory authority. Payments made pursuant to this subsection are subject to the following processes and limitations:
- (1) monies are to be paid out by the Comptroller on vouchers drawn by the agency settling the lawsuit or paying the judgment, subject to the approval of the Governor and of the Attorney General according to Subsection (d);
 - (2) for purposes of this subsection, "judgment" means a judgment order rendered in a federal court or a court in this state for which an appeal or rehearing, or application therefore, is not pending and for which the time limitations for appeal or rehearing have expired;
 - (3) the payment of a settlement or judgment may not exceed \$250,000;
 - (4) the payment of a settlement or judgment may not exceed one percent of the total amount of monies (not including federal funds) appropriated by this Act for expenditure by that agency for that fiscal year;
 - (5) the payment of the settlement or judgment would not cause the total amount of settlement and judgment payments made by the payer agency for that fiscal year to exceed 10 percent of the total amount of monies available for expenditure by that agency for that fiscal year; and
 - (6) the payment of a settlement or judgment may be made only with a complete release from any and all related claims and causes against the State, and in the case of a judgment, the payment may be made only in full satisfaction of that judgment.
- (c) (1) A state agency shall report a claim for property damage to the Attorney General not later than the second business day after the date the agency receives the claim.
- (2) A state agency shall prepare a voucher for payment of a claim not later than the 10th business day after the date an agreement to settle the claim has been reached.
- (d) Payment of all judgments and settlements prosecuted by or defended by the Attorney General is subject to approval of the Attorney General as to form, content, and amount, and certification by the Attorney General that payment of the judgment or settlement is a legally enforceable obligation of the State. This subsection applies equally to monies appropriated for expenditure through the state Treasury, as well as monies appropriated for expenditure from monies held in local banks.
- (e) The Attorney General shall report to the Legislative Budget Board and the Governor not less than monthly, a listing of all settlements and judgments of more than \$5,000 submitted to the Comptroller for payment. The document delivered to the Legislative Budget Board and Governor by the Attorney General must contain only information that may be published on the internet, by a newspaper, or published by other means and shall contain at least the following information unless all or part of the information may not be disclosed to the public under state or federal law or by court order:
- (1) a summary of the cause of action;
 - (2) a summary of the terms of the settlement;
 - (3) the style of the case;
 - (4) the name and business address of each attorney representing the opposing litigants at the time of the settlement;
 - (5) the amount of the judgment or settlement;
 - (6) the fund or account from which payment was or should be made;
 - (7) the statutory citation for the appropriation or other authority to be made;
 - (8) specific statutes granting waiver of sovereign immunity or legislative resolution granting litigant permission to sue;

LEGAL REPRESENTATION AND JUDGMENTS PROVISIONS

(Continued)

- (9) the date of judgment or settlement; and
- (10) other information as the Legislative Budget Board may request and in the form requested by the Legislative Budget Board.
- (f) The Teacher Retirement System (TRS) shall confer with the Legislative Budget Board before approving any settlement sought by TRS with its outside legal counsel contracted in fiscal year 2023 and fiscal year 2024 for healthcare related claims and litigation.
- (g) The State Auditor may verify compliance with this section for all monies appropriated in this Act, including monies that are retained and expended from accounts held outside the state Treasury and that are not subject to reimbursement through funds held in the state Treasury. On verification that an agency has not obtained the Attorney General's approval prior to payment of a judgment or settlement, the State Auditor may certify that fact to the Comptroller. The Comptroller may withhold all appropriations for administrative expenses for the involved agency until the Legislative Audit Committee notifies the Comptroller that the agency's non-compliance has been reviewed and necessary recommendations or changes have been made.

Sec. 16.05. Professional Legal Services.

- (a) It is the intent of the Legislature that in providing professional legal services to officials and entities of the legislative branch of state government using money appropriated by this Act, the Attorney General shall abide by the official's or entity's decisions concerning the objectives and general methods of representation and whether to accept or reject an offer of settlement of a matter. If circumstances prevent the Attorney General from abiding by the official's or entity's decisions, the official or entity may expend from General Revenue Funds appropriated to the Legislature in Article X of this Act amounts necessary to pay for professional legal services, including legal advice, assistance, and representation.
- (b) To the extent this section conflicts with another provision of this Act, this section prevails.

Part 17. MISCELLANEOUS PROVISIONS

Sec. 17.01. Contingency Rider. It is the intent of the Legislature that appropriations made in this Act be expended only for purposes and programs specifically funded in the Act, and contingency appropriations made for legislation adopted by the Eighty-eighth Legislature be the primary source of funding for implementation of that legislation. No state agency or institution is required to significantly reallocate or redistribute monies appropriated in this Act to provide funding for programs or legislation adopted by the Eighty-eighth Legislature for which there is not specific appropriation or contingency provision identified in this Act.

Sec. 17.02. Limitation on Substitution of General Obligation Bond Funded Projects. Following initial Legislative Budget Board approval of projects for which monies are appropriated to an agency elsewhere in this Act or monies are appropriated to Texas Public Finance Authority (TPFA) for payment of debt service on outstanding Proposition 4 and Proposition 8 bonds, an agency may substitute projects for those approved by submitting a written request for project substitution to the Legislative Budget Board, with a copy to TPFA. The request shall be considered to be approved unless the Legislative Budget Board issues a written disapproval within 30 business days of the date on which the staff of the Legislative Budget Board concludes its review of the proposal to expend the monies and forwards its review to the Chair of the House Appropriations Committee, Chair of the Senate Finance Committee, Speaker of the House, and Lieutenant Governor.

Sec. 17.03. Payroll Contribution for Group Health Insurance.¹

- (a) Notwithstanding any other provision of this Act, out of appropriations made elsewhere in this Act to state agencies and institutions of higher education for the state fiscal biennium beginning September 1, 2023, each agency and institution of higher education shall contribute to the Employees Retirement System's Group Benefits Program in an amount equal to 1.0 percent of the total base wages and salaries for each benefits eligible employee of a state agency or institution of higher education during the state fiscal biennium beginning September 1, 2023.

MISCELLANEOUS PROVISIONS

(Continued)

- (b) For purposes of this section "state agencies and institutions of higher education" does not include components within the University of Texas and Texas A&M Systems.
- (c) State agencies and institutions of higher education shall contribute pursuant to this section to the Employees Retirement System to increase state funding for group health coverage by the value of the 1.0 percent contribution, estimated to be \$154,823,576 in All Funds for state agencies and \$91,900,579 in All Funds for institutions of higher education for the 2024-25 biennium.
- (d) The calculation of base salary for purposes of the reductions made under this section excludes longevity pay, hazardous duty pay, benefit replacement pay, overtime pay, and other payments that are not part of the base salary of the employee.
- (e) Transfers made under this section shall be consistent with provisions requiring salaries and benefits to be proportional to the source of monies.
- (f) The Texas Higher Education Coordinating Board shall administer the requirements of this section for public community/junior colleges.
- (g) The Comptroller of Public Accounts shall promulgate rules and regulations as necessary to administer this section.

Sec. 17.04. Veterans Services at Other State Agencies. Out of monies appropriated elsewhere in this Act, any state agency or institution of higher education, including the Veterans Commission, Department of State Health Service, Texas Military Department, Texas Workforce Commission, General Land Office, or any other state agency or institution that receives funding in this Act and provides specific services to veterans, shall provide information to veterans seeking assistance from that state agency or institution of other state agencies or institutions that provide additional veterans specific services, as identified by the Texas Coordinating Council for Veterans Services. In addition to all modes of communication, that information shall be made available on each of the agencies' websites.

Sec. 17.05. Agency Coordination for Youth Prevention and Intervention Services. From monies appropriated above for the purpose of juvenile delinquency prevention and dropout prevention and intervention services, the Department of Family and Protective Services, the Juvenile Justice Department, the Texas Education Agency, and the Texas Military Department shall coordinate the delivery of juvenile delinquency prevention and dropout prevention and intervention services. Juvenile delinquency prevention and dropout prevention and intervention services are programs or services that are aimed at preventing academic failure, failure on state assessments, dropout, juvenile delinquency, truancy, runaways, and children living in family conflict. Each of the agencies listed above shall coordinate services with the others to prevent redundancy and to ensure optimal service delivery to youth at risk of engaging in delinquency and/or dropping out of school. Programs shall demonstrate effectiveness through established outcomes.

Not later than October 1 of each year, the agencies shall provide to the Legislative Budget Board detailed monitoring, tracking, utilization, outcome, and effectiveness information on all juvenile delinquency prevention and dropout prevention and intervention services for the preceding five fiscal year period. The reports shall include information on the impact of all juvenile delinquency and dropout prevention and intervention services and programs delivered or monitored by the agencies.

Sec. 17.06. Additional Payroll Contribution for Retirement Contribution.²

- (a) Notwithstanding any other provision of this Act, out of appropriations made elsewhere in this Act to state agencies for the state fiscal biennium beginning September 1, 2023, each agency shall contribute to the Employees Retirement System's Retirement Program in an amount equal to 0.5 percent of the total base wages and salaries for each eligible employee of a state agency during the state fiscal biennium beginning September 1, 2023.
- (b) State agencies shall contribute pursuant to this section to the Employees Retirement System to increase the state contribution for retirement by the value of the 0.5 percent contribution, estimated to be \$92,409,253 for state agencies for the 2024-25 biennium.
- (c) The calculation of base salary for purposes of the reductions made under this section excludes longevity pay, hazardous duty pay, benefit replacement pay, overtime pay, and other payments that are not part of the base salary of the employee.

MISCELLANEOUS PROVISIONS

(Continued)

- (d) Transfers made under this section shall be consistent with provisions requiring salaries and benefits to be proportional to the source of monies.
- (e) The Comptroller of Public Accounts shall promulgate rules and regulations as necessary to administer this section.

Sec. 17.07. Use of the Sporting Goods Sales Tax Transfer to the General Revenue-Dedicated State Parks Account No. 64.

- (a) Appropriations made elsewhere in this Act to the Texas Public Finance Authority (TPFA) for General Obligation (GO) Bond Debt Service include \$6,903,551 in fiscal year 2024 and \$6,031,076 in fiscal year 2025 from the General Revenue Fund for debt service payments on GO bonds issued and authorized but unissued for statewide park repairs. Contingent upon review described below, the General Revenue Fund shall be reduced and an equal amount of the Sporting Goods Sales Tax (SGST) transfer to General Revenue-Dedicated State Parks Account No. 64 is appropriated to TPFA for debt service expenditures on GO bonds issued and authorized for statewide park repairs.
 - (1) Before October 1 of each year, Texas Parks and Wildlife Department (TPWD) in cooperation with TPFA shall use expenditure schedules and any other necessary documentation to determine the actual amount of debt service expended from both sources on statewide park repairs and submit the findings of this review to the Comptroller of Public Accounts and the Legislative Budget Board.
 - (2) Before October 31 of each year, TPWD shall transfer an amount equal to the actual costs of debt service to TPFA from the SGST allocation in General Revenue-Dedicated State Parks Account No. 64. In the event that the sum of the actual costs for debt service exceeds SGST cash available for these purposes, the additional amounts shall be funded from the available remaining balance of General Revenue-Dedicated State Parks Account No. 64. The Comptroller shall authorize the necessary expenditure transfers at TPFA needed to credit the General Revenue Fund from General Revenue-Dedicated State Parks Account No. 64 for the actual costs of debt service.
- (b) In the event that actual costs of debt service for statewide park repairs exceed the available remaining balance of General Revenue-Dedicated State Parks Account No. 64, the Comptroller shall adjust debt service payments to be made from other revenues deposited to the credit of the General Revenue Fund accordingly.

Sec. 17.08. Reporting Requirement for Funds Held Outside the Treasury.

- (a) The Comptroller of Public Accounts and the Legislative Budget Board shall jointly prepare a report on funds held outside the Treasury on a biennial basis. The report should contain the following information for operating funds and any other funds held outside the Treasury selected by the Comptroller of Public Accounts and the Legislative Budget Board:
 - (1) the legal/statutory basis for the fund or revenue held outside the Treasury;
 - (2) the allowable uses of the fund or revenue held outside the Treasury;
 - (3) a listing of programs for which the fund or revenue held outside the Treasury is currently expended or could be expended;
 - (4) the estimated or actual revenues and expended or budgeted amounts by fiscal year for the most recently completed and current fiscal biennia; and
 - (5) the estimated or actual balance as of August 31 of each year in the most recently completed and current fiscal biennia.
- (b) Any state agency that receives, expends, or administers funds or revenues held outside the Treasury, either by the Comptroller of Public Accounts, the Texas Treasury Safekeeping Trust Company, or a private financial institution shall assist the Comptroller of Public Accounts and the Legislative Budget Board in preparing this report and shall submit all data and information as prescribed by the Comptroller of Public Accounts or the Legislative Budget Board.

MISCELLANEOUS PROVISIONS

(Continued)

- (c) In prescribing data to be reported and reporting deadlines, the Comptroller of Public Accounts and the Legislative Budget Board shall collaborate with state agencies to maximize the use of existing data sources and minimize work required to compile and submit information.
- (d) The report shall be available to the Governor, members of the Legislative Budget Board, the Senate Finance Committee and the House Appropriations Committee no later than the last day in February of each year in which a regular session of the Texas Legislature convenes.

Sec. 17.09. Contract Management and Oversight.

- (a) It is the intent of the Legislature that all agencies and institutions of higher education establish effective processes and controls to manage contracts and ensure the cost-effective use of state appropriations for contracted goods and services.
- (b) Agencies and institutions should manage contracts consistent with state statute, the General Appropriations Act, and the State of Texas Procurement and Contract Management Guide and ensure proper oversight of contract processes including:
 - (1) provide adequate time for applicable external reviews by the Quality Assurance Team (QAT) and Contract Advisory Team when establishing procurement timelines;
 - (2) follow recommendations made by the Contract Advisory Team or adequately explain any deviations from the recommendations and why the deviation is necessary;
 - (3) ensure proper justification for proprietary purchases and that contracts are established and approved by the Statewide Procurement Division of the Office of the Comptroller;
 - (4) ensure that contract award decisions are determined based on best value criteria established in solicitation documents to ensure fair and open competition;
 - (5) ensure that staff involved in contract management or administration duties are adequately trained to perform those duties;
 - (6) periodically review internal contracting practices and manuals to ensure that they are current and updated with current regulations and best practices;
 - (7) ensure that provisions related to service level and pricing mechanisms in existing contracts are correctly enforced;
 - (8) enforce damage provisions for vendor non-performance and collect monetary refunds for improper payments to vendors;
 - (9) ensure dollar values of performance bonds and insurance are consistent with risk of non-performance; and
 - (10) ensure that vendor performance is reported to the Vendor Performance Tracking System (VPTS) and that VPTS data is used in selecting vendors for contract awards.
- (c) Agencies shall make a good faith effort to identify and execute savings and efficiencies in their use of contracted goods and services. An agency or institution of higher education may not use monies appropriated elsewhere in this Act to pay for a contract for goods or services unless it:
 - (1) Seeks competitive bids or proposals before renewing or extending a contract that has been in effect more than five years and is valued at the lesser of \$10 million or 10 percent of the agency's All Funds budget for the 2024-25 biennium. The following contracts are exempt from the requirements of this Subsection (c)(1):
 - (A) TxSmartBuy, term, and cooperative contracts administered by the Comptroller or Department of Information Resources;
 - (B) grants;
 - (C) interagency contracts;

MISCELLANEOUS PROVISIONS

(Continued)

- (D) contracts that relate to a construction project as defined by Government Code, Section 2166.001;
 - (E) contracts that relate to highway construction or highway engineering;
 - (F) contracts that relate to major information resources projects, as defined by Government Code, Section 2054.003(10);
 - (G) contracts not required by law to be competitively procured; and
 - (H) managed care contracts in the Medicaid and CHIP program.
- (2) Conducts a cost-benefit analysis to compare canceling or continuing any major information resource project and related contracts subject to QAT monitoring that is more than 50 percent over budget or over schedule. QAT must approve the cost-benefit analysis for the project to continue. If this requirement is not met, corrective actions in Section 9.02 apply.
- (d) An agency or institution may request, with regards to a contract, an additional exemption from the requirements of Subsection (c)(1) by submitting a request to the Legislative Budget Board which outlines the justification for requesting the exemption. The request shall be considered to be approved unless the Legislative Budget Board issues a written disapproval within 30 business days of the date on which the staff of the Legislative Budget Board concludes its review of the proposal to exempt the contract and forwards its review to the Chair of the House Appropriations Committee, Chair of the Senate Finance Committee, Speaker of the House of Representatives, and Lieutenant Governor.

The request shall state that the agency or institution agrees to enhanced oversight of the contract upon Legislative Budget Board approval of the exemption. The Legislative Budget Board shall determine the level of enhanced oversight that is necessary or may choose to waive oversight. Enhanced oversight may include, but is not limited to, the following elements: additional reporting requirements, increased monitoring of the contract, and the formation of an executive steering committee for the project to which the contract relates. For information technology related contracts, an executive steering committee may include members of QAT and/or its designee(s). Responsibilities of an executive steering committee may include, but are not limited to, review of procurement and contract terms prior to solicitation/execution and ongoing oversight of the management of the contract. The Legislative Budget Board shall determine whether an agency or institution has met the requirements of enhanced oversight. If the Legislative Budget Board determines that the requirements have not been met, additional corrective actions, including but not limited to those specified in Section 9.02, may be applied.

- (e) It is the intent of the Legislature that agencies and institutions minimize the use of extensions that extend a contract beyond the base term and any optional extensions provided in a contract. An agency or institution may not use monies appropriated elsewhere in this Act to pay for an extension to an existing agency contract beyond the base term and optional extensions provided for in that contract unless all the following conditions are met:
- (1) The extension is limited in duration and cost to not more than one additional option period, as defined in the contract, to address the immediate operational or service delivery needs. If a contract does not contain a defined option period, the extension is limited to one year.
 - (2) The agency or institution provides notice of the extension at least 30 calendar days prior to execution of the extension by uploading required information to the Legislative Budget Board contracts database on a form prescribed by the Legislative Budget Board. Required information includes but is not limited to: the cost of the contract; the duration of the contract; the reason for the extension of the contract; and a plan to ensure that the contract can be completed within the extension period, signed by the executive director or other similar agency or institution administrator, or designee of the agency or institution.
 - (3) The agency or institution ensures, prior to providing notice pursuant to Subsection (e)(2), that all information and documents specified in Section 7.11(d) have been uploaded to the Legislative Budget Board contracts database regardless of whether the information and documents are otherwise required to be uploaded under Section 7.11.
- (f) Each agency and institution of higher education that receives appropriations in this Act, shall provide a report to the Legislative Budget Board and the Governor that details the steps taken to

MISCELLANEOUS PROVISIONS

(Continued)

ensure compliance with state procurement requirements and any other information required by the Legislative Budget Board. The report for activities undertaken in fiscal year 2024 is due not later than September 30, 2024, and a summary report for the 2024-25 biennium is due August 31, 2025.

- (g) The State Preservation Board is exempt from the competitive bidding process described by this section and by Government Code, Sec. 2269.101, Contract for Facilities: Competitive Bidding, for work related to legislative facilities.

Sec. 17.10. Energy Efficiency Savings for State Facilities.

- (a) In this section, "facility" means a facility with at least 100,000 gross square feet.
- (b) It is the intent of the Legislature that a state agency that is appropriated money by this Act with charge and control over a facility shall have a remote or on-site assessment of the facility performed by the Energy Systems Laboratory at Texas A&M Engineering Experiment Station or another qualified provider to determine whether implementation of continuous commissioning or existing building commissioning practices would result in estimated savings of at least 10 percent in utility costs for the facility. A state agency shall supply any documents necessary to perform the assessment. The state agency shall report to the Legislative Budget Board on the results of the assessment.
- (c) If the results of an assessment performed under Subsection (b) show estimated utility cost savings of at least 10 percent, the state agency shall have the Energy Systems Laboratory at Texas A&M Engineering Experiment Station or another qualified provider prepare a plan for implementation of continuous commissioning or existing building commissioning practices and monitoring of the implementation for the state agency.

Sec. 17.11 Human Trafficking Prevention Coordinating Council.

- (a) The following is an informational listing of appropriations made elsewhere in this Act to address human trafficking.

Human trafficking-related activities include programs and services directly and indirectly related to state and local grant programs, law enforcement, research, trainings, regulatory efforts, criminal justice actions, and child welfare. Certain non-human trafficking-related costs which could not be disaggregated from other costs are also included in the listing below.

	Fiscal Year 2024	Fiscal Year 2025
Article I		
Office of the Attorney General	\$3,104,547	\$3,104,547
Trusted Programs Within the Office of the Governor	\$3,837,650	\$1,837,650
Article II		
Department of Family and Protective Services	\$574,999	\$574,999
Department of State Health Services	\$30,000	\$30,000
Article V		
Alcoholic Beverage Commission	\$2,575,115	\$2,575,115
Department of Public Safety	\$21,747,024	\$16,003,132
Article VIII		
Department of Licensing and Regulation	\$1,511,967	\$1,489,931
Total, Method of Financing	\$33,381,302	\$25,615,374
Method of Financing		
General Revenue	\$26,036,897	\$20,270,969
General Revenue-Dedicated	\$6,950,011	\$4,950,011
Federal Funds	\$60,602	\$60,602
Other Funds	\$323,685	\$323,685
Total, Method of Financing	\$33,381,302	\$25,615,374

- (b) The Attorney General or their designee shall serve as the presiding officer of the Human Trafficking Prevention Coordinating Council (the council). The Office of the Attorney General shall make the strategic plan described in Subsection (c) and the annual reports described in

MISCELLANEOUS PROVISIONS

(Continued)

Subsection (d) available on the office's internet website. Each agency identified in Subsection (a) shall designate an individual to serve as a member of the council and may use monies appropriated by this Act to support the council. Any other state agency or institution that receives funding in this Act and provides specific human trafficking prevention services may participate in the meetings and discussion of the council.

- (c) The council shall develop and implement a five-year Strategic Plan for Preventing Human Trafficking encompassing fiscal years 2024 through 2028. No later than December 1, 2024, the council shall submit the five-year Strategic Plan for Preventing Human Trafficking to the Legislature. The five-year Strategic Plan for Preventing Human Trafficking shall include:
 - (1) An inventory of human trafficking prevention programs and services in this state that are administered by state agencies, including institutions of higher education, and political subdivisions;
 - (2) A report on the number of persons served by the programs inventoried in Subsection (c)(1);
 - (3) A plan to coordinate the programs inventoried in Subsection (c)(1) with the goals of eliminating redundancy, ensuring the use of best practices in preventing human trafficking, as well as identifying and collecting data regarding the efficacy of the programs inventoried in Subsection (c)(1); and
 - (4) A plan, aligned with the goals provided in Subsection (c)(3), to coordinate the expenditure of state monies appropriated in this Act for the prevention of human trafficking, including monies expended by the task force established under Government Code, Section 402.035, or by a successor entity established by the Office of the Attorney General.
- (d) Not later than December 1, 2025, the council shall submit an annual report detailing the progress of implementing the strategic plan described in Subsection (c) to the Legislature. The annual report shall include:
 - (1) A description of the level of participation in the strategic plan by each agency represented on the council;
 - (2) How the implementation of the strategic plan serves to coordinate the programs and services inventoried in Subsection (c)(1) and achieve the goals provided in Subsection (c)(3); and
 - (3) An update of the inventory described in Subsection (c)(1) and how each new program or service furthers the goals provided in Subsection (c)(3).

Sec. 17.12. Real-time Captioning of Open Meetings. It is the intent of the Legislature that, to the extent their capabilities and resources allow, state agencies include communication access real-time translation captioning in any live video broadcast, including a video broadcast over the Internet, of an open meeting of the agency.

Sec. 17.13. Information Listing of Program Funding. The Legislative Budget Board shall produce an informational report on House Bill 1, Eighty-eighth Legislature, Regular Session, 2023 appropriations that allocates 2024-25 biennial funding to the program level. The Legislative Budget Board shall post the report on its website and, upon request, provide printed copies to the members of the Legislature.

Sec. 17.14. Contact Tracing. None of the monies appropriated by this Act may be used for the purpose of contact tracing of COVID-19 in the 2024-25 biennium.

Sec. 17.15. Informational Listing: Pro-rata Share of Texas Opioid Settlement Receipts Received by Municipal Areas and Regions.

- (a) The following is an informational listing of the pro-rata share to be received by municipal areas from the 15 percent allocation of receipts to political subdivisions from the settlement or other disposition of the Texas Opioid Multi District Litigation, In Re: Texas Opioid Litigation, MDL No. 2018-63587, in the 152nd District Court of Harris County, Texas or any other litigation or settlements involving the State of Texas as a litigant in opioid-related litigation in state or federal court during the 2022-23 biennium.

MISCELLANEOUS PROVISIONS
(Continued)

Municipal Area	Share
Abbott	0.00000459
Abernathy	0.00000074
Abilene	0.00375879
Ackerly	0.00000014
Addison	0.00038730
Adrian	0.00000121
Agua Dulce	0.00000029
Alamo	0.00014747
Alamo Heights	0.00018799
Alba	0.00002131
Albany	0.00000120
Aledo	0.00000221
Alice	0.00047527
Allen	0.00210054
Alma	0.00000738
Alpine	0.00019791
Alto	0.00002511
Alton	0.00007693
Alvarado	0.00019353
Alvin	0.00075974
Alvord	0.00000239
Amarillo	0.00658441
Ames	0.00003714
Amherst	0.00000015
Anahuac	0.00000361
Anderson	0.00000012
Anderson County	0.00179176
Andrews	0.00012655
Andrews County	0.00025071
Angelina County	0.00153304
Angleton	0.00041861
Angus	0.00000221
Anna	0.00006050
Annetta	0.00003971
Annetta North	0.00000023
Annetta South	0.00000401
Annona	0.00000492
Anson	0.00003422
Anthony	0.00003009
Anton	0.00000296
Appleby	0.00001034
Aquilla	0.00000138
Aransas County	0.00177675
Aransas Pass	0.00038542
Archer City	0.00007036
Archer County	0.00030356
Arcola	0.00004860
Argyle	0.00007604
Arlington	0.00490536
Armstrong County	0.00000649
Arp	0.00001339
Asherton	0.00000075
Aspermont	0.00000006
Atascosa County	0.00117935
Athens	0.00070628
Atlanta	0.00020663
Aubrey	0.00010094
Aurora	0.00001232
Austin	0.03251810
Austin County	0.00050687
Austwell	0.00000073
Avery	0.00000092
Avinger	0.00000743
Azle	0.00021475

MISCELLANEOUS PROVISIONS

(Continued)

Bailey	0.00000633
Bailey County	0.00010251
Bailey's Prairie	0.00003736
Baird	0.00001868
Balch Springs	0.00018239
Balcones Heights	0.00015874
Ballinger	0.00006115
Balmorea	0.00000042
Bandera	0.00001929
Bandera County	0.00057877
Bangs	0.00002033
Bardwell	0.00000241
Barry	0.00000133
Barstow	0.00000041
Bartlett	0.00002249
Bartonville	0.00005924
Bastrop	0.00030880
Bastrop County	0.00229307
Bay City	0.00038608
Baylor County	0.00019888
Bayou Vista	0.00004160
Bayside	0.00000161
Baytown	0.00144044
Bayview	0.00000027
Beach City	0.00008337
Bear Creek	0.00000604
Beasley	0.00000087
Beaumont	0.00455340
Beckville	0.00000832
Bedford	0.00062876
Bedias	0.00002317
Bee Cave	0.00008576
Bee County	0.00065229
Beeville	0.00016018
Bell County	0.00433832
Bellaire	0.00027509
Bellevue	0.00000037
Bellmead	0.00009658
Bells	0.00001261
Bellville	0.00004992
Belton	0.00048453
Benavides	0.00000101
Benbrook	0.00029279
Benjamin	0.00000634
Berryville	0.00009586
Bertram	0.00000122
Beverly Hills	0.00002890
Bevil Oaks	0.00000366
Bexar County	0.04671435
Big Lake	0.00000365
Big Sandy	0.00003053
Big Spring	0.00126619
Big Wells	0.00000158
Bishop	0.00005475
Bishop Hills	0.00000216
Blackwell	0.00000021
Blanco	0.00004127
Blanco County	0.00032815
Blanket	0.00000098
Bloomburg	0.00000673
Blooming Grove	0.00000234
Blossom	0.00000132
Blue Mound	0.00001925
Blue Ridge	0.00000896
Blum	0.00001081

MISCELLANEOUS PROVISIONS

(Continued)

Boerne	0.00030384
Bogata	0.00002433
Bonham	0.00067273
Bonney	0.00001673
Booker	0.00000691
Borden County	0.00000667
Borger	0.00046454
Bosque County	0.00047382
Bovina	0.00000115
Bowie	0.00055746
Bowie County	0.00155460
Boyd	0.00004635
Brackettville	0.00000005
Brady	0.00018320
Brazoria	0.00007692
Brazoria County	0.00680727
Brazos Bend	0.00000308
Brazos Country	0.00000601
Brazos County	0.00228058
Breckenridge	0.00015984
Bremond	0.00003703
Brenham	0.00036500
Brewster County	0.00040058
Briarcliff	0.00000381
Briaroaks	0.00000038
Bridge City	0.00053837
Bridgeport	0.00022201
Briscoe County	0.00000651
Broaddus	0.00000021
Bronte	0.00000066
Brooks County	0.00013806
Brookshire	0.00004270
Brookside Village	0.00000740
Brown County	0.00128945
Browndell	0.00000101
Brownfield	0.00009635
Brownsboro	0.00002117
Brownsville	0.00283371
Brownwood	0.00111048
Bruceville-Eddy	0.00001128
Bryan	0.00164598
Bryson	0.00000819
Buckholts	0.00000742
Buda	0.00007190
Buffalo	0.00007911
Buffalo Gap	0.00000058
Buffalo Springs	0.00000126
Bullard	0.00004991
Bulverde	0.00009624
Bunker Hill Village	0.00000315
Burkburnett	0.00025230
Burke	0.00000743
Burleson	0.00101186
Burleson County	0.00046830
Burnet	0.00022230
Burnet County	0.00126553
Burton	0.00000625
Byers	0.00000051
Bynum	0.00000254
Cactus	0.00003186
Caddo Mills	0.00000029
Caldwell	0.00012163
Caldwell County	0.00057609
Calhoun County	0.00085284
Callahan County	0.00008596

MISCELLANEOUS PROVISIONS

(Continued)

Callisburg	0.00000067
Calvert	0.00000515
Cameron	0.00007394
Cameron County	0.00358017
Camp County	0.00019234
Camp Wood	0.00000281
Campbell	0.00000744
Canadian	0.00000727
Caney City	0.00001336
Canton	0.00037822
Canyon	0.00017501
Carbon	0.00000413
Carl's Corner	0.00000032
Carmine	0.00000257
Carrizo Springs	0.00001114
Carrollton	0.00206837
Carson County	0.00019662
Carthage	0.00012618
Cashion Community	0.00000214
Cass County	0.00062103
Castle Hills	0.00008520
Castro County	0.00002947
Castroville	0.00003017
Cedar Hill	0.00046752
Cedar Park	0.00123711
Celeste	0.00000853
Celina	0.00012189
Center	0.00039226
Centerville	0.00000257
Chambers County	0.00102125
Chandler	0.00011576
Channing	0.00000001
Charlotte	0.00002838
Cherokee County	0.00104408
Chester	0.00000782
Chico	0.00001952
Childress	0.00025277
Childress County	0.00033722
Chillicothe	0.00000115
China	0.00000348
China Grove	0.00000398
Chireno	0.00001045
Christine	0.00000236
Cibolo	0.00009127
Cisco	0.00004812
Clarendon	0.00000076
Clarksville	0.00013927
Clarksville City	0.00000036
Claude	0.00000017
Clay County	0.00048033
Clear Lake Shores	0.00004455
Cleburne	0.00152122
Cleveland	0.00064598
Clifton	0.00006626
Clint	0.00000250
Clute	0.00034234
Clyde	0.00011524
Coahoma	0.00001527
Cochran County	0.00002259
Cockrell Hill	0.00000341
Coffee City	0.00000724
Coke County	0.00003681
Coldspring	0.00000298
Coleman	0.00003628
Coleman County	0.00002776

MISCELLANEOUS PROVISIONS

(Continued)

College Station	0.00172098
Colleyville	0.00030699
Collin County	0.00844481
Collingsworth County	0.00012822
Collinsville	0.00001221
Colmesneil	0.00001474
Colorado City	0.00005604
Colorado County	0.00032722
Columbus	0.00004578
Comal County	0.00264094
Comanche	0.00011002
Comanche County	0.00033976
Combes	0.00001140
Combine	0.00001261
Commerce	0.00022579
Como	0.00000277
Concho County	0.00002572
Conroe	0.00311114
Converse	0.00018462
Cooke County	0.00133634
Cool	0.00000487
Coolidge	0.00000162
Cooper	0.00000241
Coppell	0.00057728
Copper Canyon	0.00000326
Copperas Cove	0.00088994
Corinth	0.00050198
Corpus Christi	0.01208471
Corral City	0.00000095
Corrigan	0.00014212
Corsicana	0.00058207
Coryell County	0.00082439
Cottle County	0.00000583
Cottonwood	0.00000193
Cottonwood Shores	0.00000802
Cotulla	0.00000834
Coupland	0.00000178
Cove	0.00000258
Covington	0.00000346
Coyote Flats	0.00000981
Crandall	0.00008062
Crane	0.00007066
Crane County	0.00017431
Cranfills Gap	0.00000086
Crawford	0.00000256
Creedmoor	0.00000010
Cresson	0.00000724
Crockett	0.00015602
Crockett County	0.00012140
Crosby County	0.00012258
Crosbyton	0.00000999
Cross Plains	0.00003251
Cross Roads	0.00000163
Cross Timber	0.00000361
Crowell	0.00004224
Crowley	0.00014897
Crystal City	0.00012941
Cuero	0.00016459
Culberson County	0.00000526
Cumby	0.00003547
Cuney	0.00000404
Cushing	0.00000747
Cut and Shoot	0.00001427
Daingerfield	0.00008317
Daisetta	0.00003580

MISCELLANEOUS PROVISIONS

(Continued)

Dalhart	0.00007739
Dallam County	0.00014457
Dallas	0.01999935
Dallas County	0.05692194
Dalworthington Gardens	0.00004040
Danbury	0.00002820
Darrouzett	0.00000067
Dawson	0.00000400
Dawson County	0.00031274
Dayton	0.00031415
Dayton Lakes	0.00000025
De Kalb	0.00000690
De Leon	0.00005478
De Witt County	0.00045930
Deaf Smith County	0.00023021
Dean	0.00000094
Decatur	0.00037779
DeCordova	0.00009185
Deer Park	0.00032926
Del Rio	0.00039371
Dell City	0.00000010
Delta County	0.00020390
Denison	0.00140284
Denton	0.00305556
Denton County	0.00754865
Denver City	0.00001402
Deport	0.00000028
DeSoto	0.00048267
Detroit	0.00000643
Devers	0.00000127
Devine	0.00002903
Diboll	0.00017022
Dickens	0.00000047
Dickens County	0.00001249
Dickinson	0.00055789
Dilley	0.00001755
Dimmit County	0.00022196
Dimmitt	0.00000675
DISH	0.00000013
Dodd City	0.00000807
Dodson	0.00000298
Domino	0.00000131
Donley County	0.00014913
Donna	0.00009199
Dorchester	0.00000154
Double Oak	0.00003177
Douglasville	0.00000383
Dripping Springs	0.00000541
Driscoll	0.00000026
Dublin	0.00009652
Dumas	0.00017486
Duncanville	0.00038885
Duval County	0.00032739
Eagle Lake	0.00003255
Eagle Pass	0.00037337
Early	0.00009892
Earth	0.00000161
East Bernard	0.00003703
East Mountain	0.00001663
East Tawakoni	0.00001815
Eastland	0.00010597
Eastland County	0.00034850
Easton	0.00000220
Ector	0.00000739
Ector County	0.00320000

MISCELLANEOUS PROVISIONS

(Continued)

Edcouch	0.00002734
Eden	0.00000331
Edgecliff Village	0.00001488
Edgewood	0.00008770
Edinburg	0.00080589
Edmonson	0.00000090
Edna	0.00012129
Edom	0.00001432
Edwards County	0.00000650
El Campo	0.00021133
El Cenizo	0.00000414
El Lago	0.00003736
El Paso	0.00816247
El Paso County	0.01728080
Eldorado	0.00000033
Electra	0.00010477
Elgin	0.00017523
Elkhart	0.00000201
Ellis County	0.00210248
Elmendorf	0.00000497
Elsa	0.00005147
Emhouse	0.00000055
Emory	0.00002585
Enchanted Oaks	0.00000866
Encinal	0.00001010
Ennis	0.00054559
Erath County	0.00068411
Escobares	0.00000027
Estelline	0.00000606
Eules	0.00061882
Eureka	0.00000223
Eustace	0.00001393
Evant	0.00001379
Everman	0.00005128
Fair Oaks Ranch	0.00005385
Fairchilds	0.00000054
Fairfield	0.00000830
Fairview	0.00021497
Falfurrias	0.00001481
Falls City	0.00000027
Falls County	0.00023015
Fannin County	0.00087769
Farmers Branch	0.00063021
Farmersville	0.00007021
Farwell	0.00000228
Fate	0.00002315
Fayette County	0.00061627
Fayetteville	0.00000261
Ferris	0.00009249
Fisher County	0.00003679
Flatonia	0.00003774
Florence	0.00002633
Floresville	0.00014466
Flower Mound	0.00143504
Floyd County	0.00006033
Floydada	0.00004238
Foard County	0.00003843
Follett	0.00000141
Forest Hill	0.00017421
Forney	0.00053408
Forsan	0.00000384
Fort Bend County	0.01004480
Fort Stockton	0.00002941
Fort Worth	0.01413860
Franklin	0.00002620

MISCELLANEOUS PROVISIONS

(Continued)

Franklin County	0.00017189
Frankston	0.00000183
Fredericksburg	0.00037657
Freeport	0.00048648
Freer	0.00002181
Freestone County	0.00033663
Friendswood	0.00093553
Frio County	0.00013303
Friona	0.00001898
Frisco	0.00270206
Fritch	0.00003032
Frost	0.00000214
Fruitvale	0.00001562
Fulshear	0.00003514
Fulton	0.00001068
Gaines County	0.00036231
Gainesville	0.00102653
Galena Park	0.00008729
Gallatin	0.00000835
Galveston	0.00325458
Galveston County	0.00749395
Ganado	0.00003673
Garden Ridge	0.00007568
Garland	0.00280163
Garrett	0.00001673
Garrison	0.00002370
Gary City	0.00000300
Garza County	0.00005963
Gatesville	0.00017996
George West	0.00004138
Georgetown	0.00150598
Gholson	0.00001003
Giddings	0.00008449
Gillespie County	0.00042127
Gilmer	0.00022634
Gladewater	0.00016425
Glasscock County	0.00000667
Glen Rose	0.00000360
Glenn Heights	0.00011062
Godley	0.00002076
Goldsmith	0.00000451
Goldthwaite	0.00000817
Goliad	0.00002375
Goliad County	0.00023107
Golinda	0.00000067
Gonzales	0.00009922
Gonzales County	0.00022154
Goodlow	0.00000147
Goodrich	0.00006429
Gordon	0.00000243
Goree	0.00000500
Gorman	0.00002072
Graford	0.00000015
Graham	0.00156952
Granbury	0.00047823
Grand Prairie	0.00296959
Grand Saline	0.00024275
Grandfalls	0.00000044
Grandview	0.00004400
Granger	0.00001828
Granite Shoals	0.00007889
Granjeno	0.00000029
Grapeland	0.00004858
Grapevine	0.00086130
Gray County	0.00043923

MISCELLANEOUS PROVISIONS

(Continued)

Grays Prairie	0.00000011
Grayson County	0.00359389
Greenville	0.00135408
Gregg County	0.00162496
Gregory	0.00003132
Grey Forest	0.00000316
Grimes County	0.00063252
Groesbeck	0.00003830
Groom	0.00000644
Groves	0.00027168
Groveton	0.00005884
Gruver	0.00000777
Guadalupe County	0.00097883
Gun Barrel City	0.00024201
Gunter	0.00003073
Gustine	0.00000023
Hackberry	0.00000063
Hale Center	0.00004028
Hale County	0.00052766
Hall County	0.00005955
Hallettsville	0.00004597
Hallsburg	0.00000182
Hallsville	0.00006826
Haltom City	0.00047867
Hamilton	0.00002387
Hamilton County	0.00044238
Hamlin	0.00003104
Hansford County	0.00010944
Happy	0.00000218
Hardeman County	0.00010146
Hardin	0.00000067
Hardin County	0.00253200
Harker Heights	0.00075787
Harlingen	0.00110286
Harris County	0.09977468
Harrison County	0.00123940
Hart	0.00000058
Hartley County	0.00000524
Haskell	0.00007219
Haskell County	0.00014674
Haslet	0.00001272
Hawk Cove	0.00000449
Hawkins	0.00005288
Hawley	0.00000620
Hays	0.00000338
Hays County	0.00352993
Hearne	0.00011216
Heath	0.00019167
Hebron	0.00000458
Hedley	0.00000046
Hedwig Village	0.00008712
Helotes	0.00010527
Hemphill	0.00005357
Hemphill County	0.00009596
Hempstead	0.00014160
Henderson	0.00039977
Henderson County	0.00218644
Henrietta	0.00001813
Hereford	0.00013615
Hewitt	0.00013184
Hickory Creek	0.00011006
Hico	0.00003689
Hidalgo	0.00017747
Hidalgo County	0.00835402
Hideaway	0.00000615

MISCELLANEOUS PROVISIONS

(Continued)

Higgins	0.00000029
Highland Haven	0.00000213
Highland Park	0.00028922
Highland Village	0.00033543
Hill Country Village	0.00004323
Hill County	0.00084984
Hillcrest	0.00003563
Hillsboro	0.00031073
Hilshire Village	0.00000573
Hitchcock	0.00019198
Hockley County	0.00030938
Holiday Lakes	0.00001197
Holland	0.00000051
Holliday	0.00003940
Hollywood Park	0.00006283
Hondo	0.00076859
Honey Grove	0.00004797
Hood County	0.00194737
Hooks	0.00001801
Hopkins County	0.00099678
Horizon City	0.00005013
Horseshoe Bay	0.00032115
Houston	0.04681195
Houston County	0.00052432
Howard County	0.00059553
Howardwick	0.00000056
Howe	0.00006118
Hubbard	0.00002423
Hudson	0.00004560
Hudson Oaks	0.00010425
Hudspeth County	0.00000657
Hughes Springs	0.00002961
Humble	0.00049301
Hunt County	0.00206567
Hunters Creek Village	0.00009805
Huntington	0.00005861
Huntsville	0.00053582
Hurst	0.00066125
Hutchins	0.00006367
Hutchinson County	0.00049753
Hutto	0.00025564
Huxley	0.00000492
Idalou	0.00001333
Impact	0.00000006
Indian Lake	0.00000316
Industry	0.00000402
Ingleside	0.00026992
Ingleside on the Bay	0.00000095
Ingram	0.00003496
Iola	0.00002110
Iowa Colony	0.00002727
Iowa Park	0.00015658
Iraan	0.00000037
Iredell	0.00000144
Irion County	0.00006070
Irving	0.00285212
Italy	0.00003566
Itasca	0.00005796
Ivanhoe	0.00000018
Jacinto City	0.00009427
Jack County	0.00009866
Jacksboro	0.00015503
Jackson County	0.00025323
Jacksonville	0.00053453
Jamaica Beach	0.00003275

MISCELLANEOUS PROVISIONS

(Continued)

Jarrell	0.00001616
Jasper	0.00052281
Jasper County	0.00165903
Jayton	0.00000042
Jeff Davis County	0.00005667
Jefferson	0.00007463
Jefferson County	0.00504409
Jersey Village	0.00024231
Jewett	0.00006225
Jim Hogg County	0.00008479
Jim Wells County	0.00111026
Joaquin	0.00000540
Johnson City	0.00002387
Johnson County	0.00272461
Jolly	0.00000017
Jones County	0.00014668
Jones Creek	0.00003385
Jonestown	0.00004279
Josephine	0.00000587
Joshua	0.00013746
Jourdanton	0.00006400
Junction	0.00003217
Justin	0.00005716
Karnes City	0.00007754
Karnes County	0.00023499
Katy	0.00034978
Kaufman	0.00018405
Kaufman County	0.00235365
Keene	0.00025530
Keller	0.00052792
Kemah	0.00018884
Kemp	0.00004279
Kempner	0.00000220
Kendall County	0.00067095
Kendleton	0.00000009
Kenedy	0.00000451
Kenedy County	0.00000667
Kenefick	0.00000277
Kennard	0.00000088
Kennedale	0.00014016
Kent County	0.00000626
Kerens	0.00001283
Kermit	0.00003768
Kerr County	0.00145635
Kerrville	0.00126905
Kilgore	0.00070389
Killeen	0.00357100
Kimble County	0.00013653
King County	0.00000667
Kingsville	0.00013389
Kinney County	0.00001428
Kirby	0.00005834
Kirbyville	0.00007127
Kirvin	0.00000002
Kleberg County	0.00082739
Knollwood	0.00000774
Knox City	0.00001308
Knox County	0.00007820
Kosse	0.00001645
Kountze	0.00013144
Kress	0.00000124
Krugerville	0.00001005
Krum	0.00006441
Kurten	0.00000457
Kyle	0.00034557

MISCELLANEOUS PROVISIONS

(Continued)

La Feria	0.00006921
La Grange	0.00006416
La Grulla	0.00001139
La Joya	0.00005638
La Marque	0.00065953
La Porte	0.00061022
La Salle County	0.00009983
La Vernia	0.00002144
La Villa	0.00000381
La Ward	0.00000214
LaCoste	0.00000106
Lacy-Lakeview	0.00007733
Ladonia	0.00001341
Lago Vista	0.00009179
Laguna Vista	0.00002459
Lake Bridgeport	0.00000154
Lake City	0.00001945
Lake Dallas	0.00016876
Lake Jackson	0.00050521
Lake Tanglewood	0.00000409
Lake Worth	0.00013368
Lakeport	0.00000308
Lakeside	0.00002982
Lakeside City	0.00000148
Lakeview	0.00000285
Lakeway	0.00021104
Lakewood Village	0.00000371
Lamar County	0.00094399
Lamb County	0.00033788
Lamesa	0.00019771
Lampasas	0.00018807
Lampasas County	0.00028545
Lancaster	0.00060436
Laredo	0.00508782
Latexo	0.00000083
Lavaca County	0.00030649
Lavon	0.00004956
Lawn	0.00000039
League City	0.00201612
Leakey	0.00000170
Leander	0.00059094
Leary	0.00000532
Lee County	0.00020305
Lefors	0.00000106
Leon County	0.00044928
Leon Valley	0.00015505
Leona	0.00000589
Leonard	0.00005670
Leroy	0.00000117
Levelland	0.00031232
Lewisville	0.00254730
Lexington	0.00001545
Liberty	0.00048229
Liberty County	0.00354141
Liberty Hill	0.00001853
Limestone County	0.00090456
Lincoln Park	0.00000451
Lindale	0.00016134
Linden	0.00002440
Lindsay	0.00000819
Lipan	0.00000029
Lipscomb County	0.00006755
Little Elm	0.00046217
Little River-Academy	0.00000532
Littlefield	0.00005119

MISCELLANEOUS PROVISIONS

(Continued)

Live Oak	0.00021826
Live Oak County	0.00026478
Liverpool	0.00000957
Livingston	0.00048777
Llano	0.00015414
Llano County	0.00077098
Lockhart	0.00032700
Lockney	0.00002201
Log Cabin	0.00001307
Lometa	0.00000784
Lone Oak	0.00001136
Lone Star	0.00005522
Longview	0.00321503
Loraine	0.00000125
Lorena	0.00002260
Lorenzo	0.00007572
Los Fresnos	0.00007457
Los Indios	0.00000106
Los Ybanez	0.00000000
Lott	0.00001011
Lovelady	0.00000166
Loving County	0.00000667
Lowry Crossing	0.00000522
Lubbock	0.00213244
Lubbock County	0.00919813
Lucas	0.00003511
Lueders	0.00000339
Lufkin	0.00187728
Luling	0.00019614
Lumberton	0.00024406
Lyford	0.00002047
Lynn County	0.00004183
Lytle	0.00004815
Mabank	0.00012962
Madison County	0.00032995
Madisonville	0.00007639
Magnolia	0.00017354
Malakoff	0.00008409
Malone	0.00000293
Manor	0.00008333
Mansfield	0.00100525
Manvel	0.00008204
Marble Falls	0.00024692
Marfa	0.00000043
Marietta	0.00000225
Marion	0.00000183
Marion County	0.00036485
Marlin	0.00014423
Marquez	0.00000882
Marshall	0.00072247
Mart	0.00000619
Martin County	0.00007241
Martindale	0.00001625
Mason	0.00000518
Mason County	0.00002089
Matador	0.00000802
Matagorda County	0.00090159
Mathis	0.00010480
Maud	0.00000282
Maverick County	0.00077280
Maypearl	0.00000658
McAllen	0.00242949
McCamey	0.00000361
McCulloch County	0.00013347
McGregor	0.00006103

MISCELLANEOUS PROVISIONS

(Continued)

McKinney	0.00300256
McLean	0.00000010
McLendon-Chisholm	0.00000274
McLennan County	0.00353094
McMullen County	0.00000667
Meadow	0.00000747
Meadowlakes	0.00000603
Meadows Place	0.00012098
Medina County	0.00032237
Megargel	0.00000407
Melissa	0.00010254
Melvin	0.00000230
Memphis	0.00004802
Menard	0.00000661
Menard County	0.00009811
Mercedes	0.00014294
Meridian	0.00002364
Merkel	0.00006745
Mertens	0.00000159
Mertzon	0.00000020
Mesquite	0.00207139
Mexia	0.00014064
Miami	0.00000303
Midland	0.00347900
Midland County	0.00186618
Midlothian	0.00063866
Midway	0.00000052
Milam County	0.00064924
Milano	0.00000602
Mildred	0.00000191
Miles	0.00000062
Milford	0.00004118
Miller's Cove	0.00000064
Millican	0.00000278
Mills County	0.00013288
Millsap	0.00000023
Mineola	0.00032480
Mineral Wells	0.00061374
Mingus	0.00000126
Mission	0.00083178
Missouri City	0.00139755
Mitchell County	0.00013900
Mobeetie	0.00000034
Mobile City	0.00001356
Monahans	0.00003899
Mont Belvieu	0.00013113
Montague County	0.00063197
Montgomery	0.00001256
Montgomery County	0.01800607
Moody	0.00000552
Moore County	0.00027084
Moore Station	0.00000514
Moran	0.00000034
Morgan	0.00000403
Morgan's Point	0.00002070
Morgan's Point Resort	0.00005349
Morris County	0.00035552
Morton	0.00000111
Motley County	0.00002229
Moulton	0.00000666
Mount Calm	0.00000403
Mount Enterprise	0.00001222
Mount Pleasant	0.00043790
Mount Vernon	0.00004033
Mountain City	0.00001032

MISCELLANEOUS PROVISIONS

(Continued)

Muenster	0.00003104
Muleshoe	0.00003273
Mullin	0.00000256
Munday	0.00001365
Murchison	0.00001535
Murphy	0.00034595
Mustang	0.00000005
Mustang Ridge	0.00001642
Nacogdoches	0.00137328
Nacogdoches County	0.00132389
Naples	0.00002816
Nash	0.00005333
Nassau Bay	0.00007498
Natalia	0.00000417
Navarro	0.00000223
Navarro County	0.00069009
Navasota	0.00025117
Nazareth	0.00000082
Nederland	0.00029724
Needville	0.00006894
Nevada	0.00000158
New Berlin	0.00000003
New Boston	0.00004635
New Braunfels	0.00204875
New Chapel Hill	0.00000192
New Deal	0.00000226
New Fairview	0.00001556
New Home	0.00000006
New Hope	0.00000683
New London	0.00002753
New Summerfield	0.00000294
New Waverly	0.00001708
Newark	0.00000347
Newcastle	0.00000609
Newton	0.00004068
Newton County	0.00105338
Neylandville	0.00000109
Niederwald	0.00000011
Nixon	0.00001522
Nocona	0.00011024
Nolan County	0.00033508
Nolanville	0.00002831
Nome	0.00000261
Noonday	0.00000151
Nordheim	0.00000464
Normangee	0.00004128
North Cleveland	0.00000070
North Richland Hills	0.00097613
Northlake	0.00005937
Novice	0.00000051
Nueces County	0.00911955
Oak Grove	0.00001846
Oak Leaf	0.00000408
Oak Point	0.00006007
Oak Ridge	0.00000239
Oak Ridge North	0.00022341
Oak Valley	0.00000005
Oakwood	0.00000099
O'Brien	0.00000050
Ochiltree County	0.00010317
Odem	0.00004947
Odessa	0.00372775
O'Donnell	0.00000018
Oglesby	0.00000020
Old River-Winfree	0.00014435

MISCELLANEOUS PROVISIONS

(Continued)

Oldham County	0.00006879
Olmos Park	0.00006534
Olney	0.00004059
Olton	0.00000798
Omaha	0.00002790
Onalaska	0.00021103
Opdyke West	0.00000319
Orange	0.00207560
Orange County	0.00459879
Orange Grove	0.00001118
Orchard	0.00000578
Ore City	0.00004538
Overton	0.00005267
Ovilla	0.00008927
Oyster Creek	0.00006422
Paducah	0.00000084
Paint Rock	0.00000094
Palacios	0.00009358
Palestine	0.00118672
Palisades	0.00000160
Palm Valley	0.00001279
Palmer	0.00008444
Palmhurst	0.00003107
Palmview	0.00005052
Palo Pinto County	0.00083081
Pampa	0.00044818
Panhandle	0.00006357
Panola County	0.00053799
Panorama Village	0.00000861
Pantego	0.00008598
Paradise	0.00000035
Paris	0.00134120
Parker	0.00006871
Parker County	0.00317503
Parmer County	0.00010577
Pasadena	0.00237691
Pattison	0.00000765
Patton Village	0.00006178
Payne Springs	0.00001180
Pearland	0.00222501
Pearsall	0.00007713
Pecan Gap	0.00000480
Pecan Hill	0.00000153
Pecos	0.00005081
Pecos County	0.00031331
Pelican Bay	0.00000799
Penelope	0.00000277
Penitas	0.00000208
Perryton	0.00015576
Petersburg	0.00001127
Petrolia	0.00000011
Petronila	0.00000003
Pflugerville	0.00057606
Pharr	0.00096481
Pilot Point	0.00007742
Pine Forest	0.00002596
Pine Island	0.00002094
Pinehurst	0.00021781
Pineland	0.00002759
Piney Point Village	0.00010492
Pittsburg	0.00013684
Plains	0.00000086
Plainview	0.00040198
Plano	0.00767739
Pleak	0.00000180

MISCELLANEOUS PROVISIONS

(Continued)

Pleasant Valley	0.0000206
Pleasanton	0.00019341
Plum Grove	0.00000172
Point	0.00001013
Point Blank	0.00000236
Point Comfort	0.00000298
Point Venture	0.00000392
Polk County	0.00247221
Ponder	0.00000855
Port Aransas	0.00020681
Port Arthur	0.00245297
Port Isabel	0.00006534
Port Lavaca	0.00007835
Port Neches	0.00025899
Portland	0.00051011
Post	0.00001555
Post Oak Bend City	0.00000689
Poteet	0.00004512
Poth	0.00002649
Potter County	0.00247801
Pottsboro	0.00008201
Powell	0.00000074
Poynor	0.00000786
Prairie View	0.00005067
Premont	0.00002214
Presidio	0.00000098
Presidio County	0.00000525
Primera	0.00001972
Princeton	0.00012830
Progreso	0.00005381
Progreso Lakes	0.00000026
Prosper	0.00015180
Providence Village	0.00000338
Putnam	0.00000009
Pyote	0.00000015
Quanah	0.00000138
Queen City	0.00003225
Quinlan	0.00004869
Quintana	0.00000328
Quitaque	0.00000006
Quitman	0.00010413
Rains County	0.00035460
Ralls	0.00002644
Rancho Viejo	0.00002557
Randall County	0.00185417
Ranger	0.00008124
Rankin	0.00001075
Ransom Canyon	0.00000620
Ravenna	0.00000456
Raymondville	0.00004978
Reagan County	0.00016810
Real County	0.00003382
Red Lick	0.00000015
Red Oak	0.00017895
Red River County	0.00019537
Redwater	0.00000705
Reeves County	0.00068900
Refugio	0.00005892
Refugio County	0.00030811
Reklaw	0.00000758
Reno	0.00002527
Reno	0.00007443
Retreat	0.00000034
Rhome	0.00008190
Rice	0.00001315

MISCELLANEOUS PROVISIONS

(Continued)

Richardson	0.00173543
Richland	0.00000140
Richland Hills	0.00016292
Richland Springs	0.00001490
Richmond	0.00051737
Richwood	0.00008075
Riesel	0.00000745
Rio Bravo	0.00005699
Rio Grande City	0.00017298
Rio Hondo	0.00002367
Rio Vista	0.00002946
Rising Star	0.00001289
River Oaks	0.00007945
Riverside	0.00000572
Roanoke	0.00000183
Roaring Springs	0.00000307
Robert Lee	0.00000057
Roberts County	0.00000364
Robertson County	0.00029761
Robinson	0.00012002
Robstown	0.00026770
Roby	0.00000285
Rochester	0.00000449
Rockdale	0.00013982
Rockport	0.00036168
Rocksprings	0.00000017
Rockwall	0.00076205
Rockwall County	0.00112547
Rocky Mound	0.00000187
Rogers	0.00002545
Rollingwood	0.00003169
Roma	0.00011086
Roman Forest	0.00005740
Ropesville	0.00001415
Roscoe	0.00000519
Rose City	0.00002675
Rose Hill Acres	0.00001541
Rosebud	0.00000993
Rosenberg	0.00084395
Ross	0.00000098
Rosser	0.00000366
Rotan	0.00000995
Round Mountain	0.00000303
Round Rock	0.00317328
Round Top	0.00000093
Rowlett	0.00066642
Roxton	0.00000031
Royse City	0.00015663
Rule	0.00000534
Runaway Bay	0.00004621
Runge	0.00000170
Runnels County	0.00022554
Rusk	0.00011994
Rusk County	0.00100927
Sabinal	0.00001207
Sabine County	0.00030986
Sachse	0.00015600
Sadler	0.00000616
Saginaw	0.00021315
Salado	0.00002140
San Angelo	0.00357673
San Antonio	0.02910277
San Augustine	0.00016788
San Augustine County	0.00025236
San Benito	0.00026677

MISCELLANEOUS PROVISIONS

(Continued)

San Diego	0.00007847
San Elizario	0.00005221
San Felipe	0.00000999
San Jacinto County	0.00131599
San Juan	0.00019230
San Leanna	0.00000024
San Marcos	0.00217125
San Patricio	0.00002809
San Patricio County	0.00181277
San Perlita	0.00001479
San Saba	0.00006704
San Saba County	0.00011708
Sanctuary	0.00000011
Sandy Oaks	0.00006575
Sandy Point	0.00001091
Sanford	0.00000205
Sanger	0.00014825
Sansom Park	0.00000149
Santa Anna	0.00000219
Santa Clara	0.00000058
Santa Fe	0.00022181
Santa Rosa	0.00001426
Savoy	0.00001566
Schertz	0.00040073
Schleicher County	0.00003797
Schulenburg	0.00001707
Scotland	0.00000098
Scottsville	0.00000472
Scurry	0.00000740
Scurry County	0.00048744
Seabrook	0.00020180
Seadrift	0.00000660
Seagoville	0.00011404
Seagraves	0.00005021
Sealy	0.00013758
Seguin	0.00251025
Selma	0.00014953
Seminole	0.00010728
Seven Oaks	0.00002611
Seven Points	0.00004968
Seymour	0.00009478
Shackelford County	0.00000859
Shady Shores	0.00000396
Shallowater	0.00001271
Shamrock	0.00002886
Shavano Park	0.00002119
Shelby County	0.00073283
Shenandoah	0.00031415
Shepherd	0.00000098
Sherman	0.00220390
Sherman County	0.00005286
Shiner	0.00002695
Shoreacres	0.00000638
Silsbee	0.00044295
Silverton	0.00000010
Simonton	0.00001270
Sinton	0.00015772
Skellytown	0.00000267
Slaton	0.00000103
Smiley	0.00000437
Smith County	0.00505974
Smithville	0.00011339
Smyer	0.00000200
Snook	0.00000948
Snyder	0.00006012

MISCELLANEOUS PROVISIONS

(Continued)

Socorro	0.00007416
Somerset	0.00001018
Somervell County	0.00038051
Somerville	0.00002537
Sonora	0.00004891
Sour Lake	0.00011904
South Houston	0.00017080
South Mountain	0.00000103
South Padre Island	0.00020420
Southlake	0.00047231
Southmayd	0.00004731
Southside Place	0.00000590
Spearman	0.00009333
Splendora	0.00005171
Spofford	0.00000005
Spring Valley Village	0.00010936
Springlake	0.00000002
Springtown	0.00009496
Spur	0.00000285
St. Hedwig	0.00000074
St. Jo	0.00004907
St. Paul	0.00000014
Stafford	0.00050097
Stagecoach	0.00002024
Stamford	0.00000265
Stanton	0.00002559
Staples	0.00000013
Star Harbor	0.00000101
Starr County	0.00066597
Stephens County	0.00023496
Stephenville	0.00055648
Sterling City	0.00000042
Sterling County	0.00000626
Stinnett	0.00002731
Stockdale	0.00000494
Stonewall County	0.00001215
Stratford	0.00005585
Strawn	0.00000658
Streetman	0.00000003
Sudan	0.00000021
Sugar Land	0.00214374
Sullivan City	0.00004081
Sulphur Springs	0.00083068
Sun Valley	0.00000003
Sundown	0.00001728
Sunnyvale	0.00002165
Sunray	0.00001714
Sunrise Beach Village	0.00001389
Sunset Valley	0.00006283
Surfside Beach	0.00004353
Sutton County	0.00004361
Sweeny	0.00003002
Sweetwater	0.00045498
Swisher County	0.00004834
Taft	0.00003907
Tahoka	0.00000287
Talco	0.00000248
Talty	0.00006083
Tarrant County	0.04114106
Tatum	0.00000648
Taylor	0.00038630
Taylor County	0.00234052
Taylor Lake Village	0.00000275
Taylor Landing	0.00000102
Teague	0.00001143

MISCELLANEOUS PROVISIONS

(Continued)

Tehuacana	0.00000008
Temple	0.00187165
Tenaha	0.00003145
Terrell	0.00099137
Terrell County	0.00003824
Terrell Hills	0.00006572
Terry County	0.00016948
Texarkana	0.00128063
Texas City	0.00199134
Texhoma	0.00000104
Texline	0.00000576
The Colony	0.00076198
The Hills	0.00000669
Thompsons	0.00001264
Thorndale	0.00001063
Thornton	0.00000180
Thorntonville	0.00000058
Thrall	0.00000550
Three Rivers	0.00003112
Throckmorton	0.00000019
Throckmorton County	0.00003797
Tiki Island	0.00001452
Timbercreek Canyon	0.00000246
Timpson	0.00008428
Tioga	0.00001593
Tira	0.00000123
Titus County	0.00047074
Toco	0.00000003
Todd Mission	0.00001120
Tolar	0.00001579
Tom Bean	0.00001529
Tom Green County	0.00188285
Tomball	0.00023080
Tool	0.00009858
Toyah	0.00000027
Travis County	0.03135648
Trent	0.00000042
Trenton	0.00002059
Trinidad	0.00003906
Trinity	0.00015768
Trinity County	0.00070511
Trophy Club	0.00019580
Troup	0.00005279
Troy	0.00003546
Tulia	0.00005940
Turkey	0.00000491
Tuscola	0.00000092
Tye	0.00001177
Tyler	0.00482553
Tyler County	0.00087828
Uhland	0.00001030
Uncertain	0.00000123
Union Grove	0.00000663
Union Valley	0.00000444
Universal City	0.00018952
University Park	0.00033889
Upshur County	0.00085533
Upton County	0.00005666
Uvalde	0.00012292
Uvalde County	0.00024162
Val Verde County	0.00078543
Valentine	0.00000138
Valley Mills	0.00001486
Valley View	0.00001216
Van	0.00004137

MISCELLANEOUS PROVISIONS

(Continued)

Van Alstyne	0.00029166
Van Horn	0.00000140
Van Zandt County	0.00165831
Vega	0.00000649
Venus	0.00006528
Vernon	0.00054225
Victoria	0.00056398
Victoria County	0.00347257
Vidor	0.00063747
Vinton	0.00000415
Volente	0.00000222
Von Ormy	0.00000342
Waco	0.00341338
Waelder	0.00002285
Wake Village	0.00000116
Walker County	0.00123083
Waller	0.00007530
Waller County	0.00084137
Wallis	0.00001799
Walnut Springs	0.00000122
Ward County	0.00045280
Warren City	0.00000044
Washington County	0.00055818
Waskom	0.00003564
Watauga	0.00022144
Waxahachie	0.00101396
Weatherford	0.00138581
Webb County	0.00336869
Webberville	0.00000853
Webster	0.00035468
Weimar	0.00003887
Weinert	0.00000156
Weir	0.00000295
Wellington	0.00006074
Wellman	0.00000255
Wells	0.00000905
Weslaco	0.00049300
West	0.00002348
West Columbia	0.00011972
West Lake Hills	0.00011371
West Orange	0.00028301
West Tawakoni	0.00004663
West University Place	0.00023115
Westbrook	0.00000029
Westlake	0.00027693
Weston	0.00000178
Weston Lakes	0.00000126
Westover Hills	0.00003006
Westworth Village	0.00005228
Wharton	0.00021133
Wharton County	0.00048592
Wheeler	0.00000298
Wheeler County	0.00017516
White Deer	0.00000849
White Oak	0.00010204
White Settlement	0.00015536
Whiteface	0.00000104
Whitehouse	0.00019345
Whitesboro	0.00012621
Whitewright	0.00004732
Whitney	0.00000048
Wichita County	0.00368247
Wichita Falls	0.00555049
Wickett	0.00000058
Wilbarger County	0.00036749

MISCELLANEOUS PROVISIONS

(Continued)

Willacy County	0.00016387
Williamson County	0.00797325
Willis	0.00016256
Willow Park	0.00017825
Wills Point	0.00029177
Wilmer	0.00000284
Wilson	0.00000008
Wilson County	0.00080689
Wimberley	0.00000483
Windcrest	0.00008605
Windom	0.00000724
Windthorst	0.00002257
Winfield	0.00000193
Wink	0.00000080
Winkler County	0.00040775
Winnsboro	0.00019194
Winona	0.00000213
Winters	0.00004153
Wise County	0.00192716
Wixon Valley	0.00000294
Wolfe City	0.00003644
Wolfforth	0.00002681
Wood County	0.00178032
Woodbranch	0.00006412
Woodcreek	0.00000239
Woodloch	0.00000675
Woodsboro	0.00000754
Woodson	0.00000081
Woodville	0.00013560
Woodway	0.00017142
Wortham	0.00000251
Wylie	0.00076472
Yantis	0.00001381
Yoakum	0.00013473
Yoakum County	0.00023283
Yorktown	0.00003631
Young County	0.00029413
Zapata County	0.00037653
Zavala County	0.00025431
Zavalla	0.00000726

- (b) The following is an informational listing of the pro-rata share of each region that the Texas Opioid Council will adopt when making an initial distribution of opioid abatement strategy allocations from a portion of the funds received by the Council from the settlement or other disposition of the Texas Opioid Multi District Litigation, In Re: Texas Opioid Litigation, MDL No. 2018-63587, in the 152nd District Court of Harris County, Texas or any other litigation or settlements involving the State of Texas as a litigant in opioid-related litigation in state or federal court during the 2022-23 biennium.

Region	Share
1	0.05515633
2	0.07813739
3	0.17455365
4	0.03902955
5	0.02542550
6	0.09845317
7	0.07285670
8	0.03495025
9	0.09594819
10	0.09457202
11	0.01372268
12	0.03390769
13	0.00749727
14	0.01749546
15	0.02596578

MISCELLANEOUS PROVISIONS

(Continued)

16	0.01363928
17	0.03325101
18	0.05741368
19	0.01827600
20	0.00974842

Sec. 17.16. Appropriation for a Salary Increase for General State Employees.³

- (a) As used in this section, “salary increase” shall mean:
- (1) a 5.0 percent increase in annual salary with a minimum of \$3,000 per annum increase in salary, to begin on September 1, 2023, and another increase in annual salary to occur on September 1, 2024, consisting of an additional 5.0 percent increase with a minimum of \$3,000 per annum increase in salary;
 - (2) any related employee benefits costs associated with the salary increase described by Subsection (a)(1) including contributions required by Sections 17.03 and 17.06; and
 - (3) funding necessary to implement the recommendations for changes to State Classification Plan as provided by the State Auditor’s Biennial Report on the State’s Position Classification Plan for the 2024-2025 Biennium.
- (b) In addition to other amounts appropriated elsewhere in this Act which can be found in an individual strategy item contained in the bill pattern for each agency, for the biennium the Comptroller of Public Accounts is appropriated an amount estimated to be \$0 out of the General Revenue Fund, an amount estimated to be \$0 out of the General Revenue-Dedicated, an amount estimated to be \$0 out of State Highway Fund No. 006, an amount estimated to be \$0 out of Other Funds and accounts, and an amount estimated to be \$0 out of federal funds to fund a salary increase as described in Subsection (a) for all employee positions of state agencies paid according to the Schedules A, B, and C Classification Salary Schedules, including employees of the Higher Education Coordinating Board and the employees of a Texas A&M University System service agency, as such a salary increase is reflected in the salary rates authorized elsewhere in this Act. Included in the amounts above and in the other amounts appropriated elsewhere in this Act which can be found in an individual strategy item contained in the bill pattern for each agency are General Revenue Funds, General Revenue-Dedicated Funds, State Highway Fund No. 006, and Other Funds that are intended to provide the salary increase for certain FTE positions currently paid from federal fund sources that would not be available for this purpose.
- (c) The amounts appropriated by this section and elsewhere in this Act that are intended to be used for the salary increase described by Subsection (a) and which can be found in an individual strategy item contained in the bill pattern for each agency may not be used to provide a salary increase for statewide elected officials, justices and judges of the appellate and district courts, district attorneys, criminal district attorneys, county attorneys performing the duties of a district attorney, line item exempt (non-classified) employees, employees of institutions of higher education (except the employee positions of the Higher Education Coordinating Board and of a Texas A&M University System service agency), or the compensatory per diem of board or commission members.
- (d) Provisions requiring salaries and benefits to be proportional to the source of funds shall apply to all sums allocated under this section and to the appropriations made elsewhere in this Act that are intended to be used for the salary increase described by Subsection (a) and which can be found in an individual strategy item contained in the bill pattern for each agency. Each agency shall pay the increase in compensation from funds held in the state Treasury and from local funds in the same proportion as the employee’s regular compensation unless their salary is paid from those federal funds deemed unavailable in Subsection (b).
- (e) The Comptroller of Public Accounts shall promulgate rules and regulations as necessary to administer this section and the appropriations made elsewhere in this Act that are intended to be used for the salary increase described by Subsection (a) and which can be found in an individual strategy item contained in the bill pattern for each agency. Funds appropriated in this section and the appropriations made elsewhere in this Act that are intended to be used for the salary increase described by Subsection (a) and which can be found in an individual strategy item contained in the bill pattern for each agency shall be allocated to each agency, and to the appropriate employee benefit appropriation items, in accordance with these rules and regulations and may be used for the purpose of providing a salary increase and paying associated benefit costs.

MISCELLANEOUS PROVISIONS

(Continued)

- (f) Notwithstanding other restrictions on transfers of appropriations from one strategy to another, the funds appropriated for the salary increase may be transferred to other strategies without limitation only for the purpose of implementing the salary increase.
- (g) This section and the appropriations made elsewhere in this Act that are intended to be used for the salary increase described by Subsection (a) and which can be found in an individual strategy item contained in the bill pattern for each agency do not authorize an increase of classified salary rates or exempt salary rates above the rates listed in the applicable schedule in this Act.
- (h) State agencies appropriated monies under this Act, including a Texas A&M University System service agency, may not increase fees or taxes during fiscal years 2024 or 2025 to offset the appropriations made by this section or elsewhere in this Act that are intended to be used for the salary increase described by Subsection (a). The monies necessary for the salary increase described by Subsection (a) for employees of agencies subject to appropriations limited to revenues collected provisions and for Texas A&M University System service agencies are included in the totals appropriated by this section and elsewhere in this Act that are intended to be used for the salary increases described by Subsection (a) and which can be found in an individual strategy item contained in the bill pattern for each agency. This subsection does not apply to the Texas Department of Insurance.
- (i) This section shall apply to part-time employees hired pursuant to Government Code, Section 658.009. For the purposes of this section, in computing the annual salary increase for a part-time employee, the salary increase shall be proportional to an employee working 40 hours per week.
- (j) This section applies to all staff at the Windham School District and the Texas Department of Juvenile Justice. This section applies to the non-instructional staff at the School for the Deaf and the School for the Blind and Visually Impaired; it does not apply to the instructional staff whose salaries are statutorily tied to the salary schedule at the Austin Independent School District.
- (k) Any salary increase provided by Senate Bill 30 or similar legislation enacted by the 88th Legislature, Regular Session, shall not be considered when determining the 5.0 percent increase or the \$3,000 per annum increase in Subsection (a)(1).
- (l) A rider in this Act requiring the approval by the Legislative Budget Board for a salary increase for any particular group of employees does not apply to the salary increase provided under this section.

Sec. 17.17. Parks and Wildlife Department Local Parks Grants.³ In addition to amounts appropriated elsewhere in this Act, \$21,000,000 in General Revenue is appropriated to the Parks and Wildlife Department in Strategy B.2.1, Local Parks Grants, in fiscal year 2024 for grants for the following local parks in the following amounts. Any unobligated and unexpended balances appropriated in General Revenue for these grants as of August 31, 2024, are appropriated for the same purpose in the fiscal year beginning September 1, 2024.

- (1) \$5,000,000 for Southern Gateway Park;
- (2) \$5,000,000 for Tidwell Park;
- (3) \$3,000,000 for Julia C. Hesterhouse Park;
- (4) \$2,500,000 for Olmito Nature Park;
- (5) \$1,000,000 for Selena Quintanilla Park;
- (6) \$1,000,000 for Hidalgo Park;
- (7) \$1,000,000 for Santa Maria Park;
- (8) \$1,000,000 for Willow Waterhole Greenway;
- (9) \$625,000 for City of La Feria New Lions Park;
- (10) \$625,000 for City of La Joya Park Renovations; and
- (11) \$250,000 for Monte Alto Community Center.

Sec. 17.18. Commission on Environmental Quality: Bays and Estuaries Program.³ In addition to amounts appropriated elsewhere in this Act, the Commission on Environmental Quality is appropriated \$1,400,000 in fiscal year 2024 and \$1,400,000 in fiscal year 2025 from General Revenue in strategy A.1.2, Water Resource Planning, for the bays and estuaries program.

Sec. 17.19. Department of Agriculture Grant Funding.³ In addition to amounts appropriated elsewhere in this Act, \$8,550,000 in fiscal year 2024 and \$8,550,000 in fiscal year 2025 in General Revenue is appropriated to the Department of Agriculture in the following amounts and strategies for

MISCELLANEOUS PROVISIONS

(Continued)

the following purposes. Any unobligated and unexpended balances appropriated in General Revenue for these funds as of August 31, 2024, are appropriated for the same purpose in the fiscal year beginning September 1, 2024.

- (a) \$250,000 in fiscal year 2024 and \$250,000 in fiscal year 2025 in strategy A.1.1, Maintain Trade and Identify and Develop Economic Opportunities, for the Young Farmer Grant Program;
- (b) \$3,300,000 in fiscal year 2024 and \$3,300,000 in fiscal year 2025 in strategy C.1.2, Nutrition Assistance for at-Risk Children and Adults, to provide free breakfast in lieu of reduced priced breakfast to qualified students; and
- (c) \$5,000,000 in fiscal year 2024 and \$5,000,00 in fiscal year 2025 in strategy C.1.2, Nutrition Assistance for at-Risk Children and Adults, for the Houston Food Bank.

Sec. 17.20. Guadalupe County Medical Facility.³ In addition to amounts appropriated elsewhere in this Act, \$10,000,000 in General Revenue is appropriated to the Texas Facilities Commission in fiscal year 2024 in Strategy A.2.1, Facilities Design and Construction, for the development of a medical facility in Guadalupe County. Any unexpended balances remaining as of August 31, 2024, are appropriated for the same purpose in the fiscal year beginning September 1, 2024. In addition, the capital budget authority for the agency is increased by \$10,000,000 in fiscal year 2024.

Sec. 17.21. Additional Funding for Texas Historical Commission.³ In addition to amounts appropriated elsewhere in this Act, the Historical Commission is appropriated the following amounts:

- (a) In A.1.4, Historic Sites, \$800,000 in General Revenue Funds in fiscal year 2024 for the Mission Dolores Historic Site;
- (b) In A.3.1, Evaluate/ Interpret Resources, \$1,000,000 in General Revenue Funds in fiscal year 2024 for the Texas Maritime Museum;
- (c) In Strategy A.1.5, Preservation Trust Fund, \$1,000,000 in General Revenue Funds to be deposited in fiscal year 2024 into the General Revenue-Dedicated Texas Preservation Trust Fund Account No. 664 to provide a grant for the preservation of the historic Lennox Home in accordance with Government Code, Section 442.015;
- (d) In Strategy A.1.5, Preservation Trust Fund, \$1,000,000 in General Revenue Funds to be deposited in fiscal year 2024 into the General Revenue-Dedicated Texas Preservation Trust Fund Account No. 664 to provide a grant for the preservation of the historic DeMorse Home in accordance with Government Code, Section 442.015;
- (e) In A.1.4, Historic Sites, \$7,350,000 in General Revenue Funds in fiscal year 2024 for the Washington-on-the-Brazos State Historic Site. In addition, the agency's capital budget authority is increased by \$7,350,000 for fiscal year 2024;
- (f) In A.3.1, Evaluate/Interpret Resources, \$1,000,000 in General Revenue Funds in fiscal year 2024 for the Juneteenth Museum in Fort Worth; and
- (g) In A.3.1, Evaluate/Interpret Resources, \$15,000,000 in General Revenue Funds in fiscal year 2024 for the Iwo Jima Monument and Museum.

Any unexpended and unobligated balances of these funds remaining as of August 31, 2024, are appropriated to the Historical Commission for the fiscal year beginning September 1, 2024, for the same purposes.

Sec. 17.22. Bowie County Broadband.³ In addition to amounts appropriated elsewhere in this Act, the Fiscal Programs - Comptroller of Public Accounts is appropriated \$4,500,000 in General Revenue in fiscal year 2024 for the construction and installation of fiber optic internet infrastructure in Bowie County in cooperation with the Bowie County Broadband Partnership. Any unexpended balances remaining as of August 31, 2024, are appropriated for the fiscal year beginning September 1, 2024, for the same purposes.

Sec. 17.23. Closed Circuit TVs for Neighborhood Safety Program.³ In addition to amounts appropriated elsewhere in this Act, \$1,000,000 in General Revenue in each fiscal year is appropriated to

MISCELLANEOUS PROVISIONS

(Continued)

the Truusted Programs Within the Office of the Governor in Strategy B.1.1, Criminal Justice, for closed circuit televisions for the Neighborhood Safety Program. Any unexpended balances remaining as of August 31, 2024, are appropriated for the same purpose in the fiscal year beginning September 1, 2024.

Sec. 17.24. Department of Public Safety Facilities Expansion and Improvement.³

- (a) In addition to amounts appropriated elsewhere in the Act, the Department of Public Safety is appropriated \$10,000,000 in Strategy E.1.5, Infrastructure Operations, in General Revenue Funds in fiscal year 2024 for the purpose of planning and preparing the construction of a new Region 4 headquarters facility in El Paso, including the procurement of professional services and site preparation.
- (b) In addition to amounts appropriated elsewhere in the Act, the Department of Public Safety is appropriated \$381,499,500 in Strategy E.1.5, Infrastructure Operations, in General Revenue Funds in fiscal year 2024 to plan, prepare, and manage the improvement and expansion of the Williamson County Training Academy facility.
- (c) The agency's capital budget authority is increased by \$391,499,500 for fiscal year 2024.

Sec. 17.25. Additional Funding for the Texas Department of Criminal Justice.³

- (a) In addition to amounts appropriated elsewhere in this Act, the Texas Department of Criminal Justice is appropriated \$85,700,000 in Strategy C.3.1, Major Repair of Facilities, in General Revenue Funds in fiscal year 2024 to complete additional deferred maintenance projects.
- (b) The agency's capital budget authority is increased by \$85,700,000 in fiscal year 2024.

Sec. 17.26. Research Facilities.³ In addition to amounts appropriated elsewhere in this Act, the Texas A&M University System Health Science Center is appropriated \$25,000,000 in General Revenue in fiscal year 2024 to be used for construction of education and research facilities at the higher education center in Hidalgo County, Texas, contingent upon this Act passing by a two-thirds majority in each house. The Legislature hereby finds in accordance with Art. 7, Section 18(i) of the Texas Constitution, that there is a demonstrated need for education and research facilities at the higher education center in Hidalgo County and that such appropriation may be used for construction of such facilities by the Texas A&M University System Health Science Center.

Sec. 17.27. Case Management System Transition.

- (a) Out of funds appropriated elsewhere in this Act, the Department of Family and Protective Services will engage in activities to transition the current Information Management Protecting Adults and Children in Texas (IMPACT) system to a new system that is efficient, secure, and interoperable.
- (b) The agency shall manage and conduct planning activities to include strategic planning, solicitation development, research and analysis, business process evaluation, and readiness assessments.
- (c) The agency shall submit a plan to the Legislative Budget Board, House Committee on Appropriations, the Senate Committee on Finance, the House Committee on Human Services, the Senate Committee on Health and Human Services, and any standing Joint Legislative Oversight Committees as appropriate no later than December 1, 2024. The plan must address the timeline and funding required to complete the new system.

Sec. 17.28. HIV and Sexually Transmitted Disease Testing Pilot Program.³ In addition to amounts appropriated elsewhere in this Act, the Department of State Health Services (DSHS) is appropriated \$100,000 in General Revenue in fiscal year 2024 for the one-time purpose of developing a comprehensive pilot program in Cameron, Harris, Hidalgo, and Travis counties to outsource HIV/STD testing programs for the county health departments and to allow for utilization of alternative HIV/STD testing options, while maintaining applicable Medicaid reimbursements.

DSHS, in consultation with stakeholders, shall submit a report with results of the HIV and Sexually Transmitted Disease Testing Pilot program to the Legislature and the Governor no later than November 1, 2025.

Sec. 17.29. Medicaid Reimbursement Rate Review for Pediatric Care Center Services. It is the intent of the legislature that, out of General Revenue funds appropriated above to the Health and

MISCELLANEOUS PROVISIONS

(Continued)

Human Services Commission in Strategy B.1.1, Medicaid & CHIP Contracts & Administration, the commission, not later than August 31 of each year of the state fiscal biennium ending August 31, 2025, conduct a review of reimbursement rates for pediatric care center services delivered to children under Medicaid.

Sec. 17.30. Comal County Mental Health Facility.³ In addition to amounts appropriated elsewhere in this Act, the Health and Human Services Commission is appropriated \$1,000,000 in General Revenue Funds in fiscal year 2024 in Strategy G.2.2, Mental Health Community Hospitals, for operational costs for a mental health facility operated by the local mental health authority serving Comal County.

Sec. 17.31. Sunrise Canyon Operational Funding.³ In addition to amounts appropriated elsewhere in this Act, the Health and Human Services Commission is appropriated \$636,850 in General Revenue Funds in each fiscal year in Strategy G.2.2, Mental Health Community Hospitals, to increase funding for existing Sunrise Canyon Hospital inpatient beds.

Sec. 17.32. Community Services Grant.³ In addition to amounts appropriated elsewhere in this Act, the Health and Human Services Commission (HHSC) is appropriated \$5,000,000 in General Revenue Funds in fiscal year 2024 in Strategy D.1.10, Additional Specialty Care, to make a grant to a non-profit organization operating as a 501(c)(3) in the greater Houston area for the purposes of providing community crisis pregnancy services, foster care outreach, and community services. Any unexpended balances of these funds remaining as of August 31, 2024, are appropriated to HHSC for the same purpose for the fiscal year beginning September 1, 2024.

Sec. 17.33. Children's Safe Harbor Facility.³ In addition to amounts appropriated elsewhere in this Act, the Department of Family and Protective Services (DFPS) is appropriated \$5,000,000 in General Revenue Funds for fiscal year 2024 to provide funding assistance related to the Children's Safe Harbor Facility. Any unexpended balances of these funds remaining as of August 31, 2024, are appropriated to DFPS for the same purpose for the fiscal year beginning September 1, 2024.

Sec. 17.34. Charity Care and Hospital Transparency.³ In addition to amounts appropriated elsewhere in this Act, the Health and Human Services Commission (HHSC) is appropriated \$5,000,000 in General Revenue in fiscal year 2024. HHSC shall study and report on the financial and utilization data of licensed Texas hospitals that generate revenue from public sources and programs and/or benefit from tax exemptions or the use of public debt. HHSC shall contract with a third party, which may not be an entity that owns or operates a hospital, and the third party must be familiar with the Texas hospital market and data, to assist in the completion of this report. HHSC will evaluate hospital revenue and expenses, as well as public debt and the value of tax-exemptions, and the value of any charity care provided, as applicable by hospital and system. HHSC may coordinate with the Comptroller of Public Accounts, the Bond Review Board, and any other state agency or institution of higher education necessary, as well as use state and federal filings, including IRS Schedule H990 forms for all reporting hospitals, cost and payment data from hospital Medicare Cost Reports, Annual Statement on Community Benefits, community-wide need assessments, and any other data sources available to HHSC or other state agencies. By December 1, 2024, HHSC must publish findings on the external website and report its findings to the Legislature. The report shall include:

- (a) Recommendations on ways to improve hospital reporting and transparency, including recommendations on improving hospital reporting on the Annual Statements of Community Benefit Standards and to reduce duplication of reporting requirements to the state;
- (b) A summary of all revenue streams and their value, including patient revenue from private and government sources, all supplemental state or federal funding sources, research grants, medical debt accounts sold to collectors, and locally generated tax revenue when applicable, by facility and hospital system;
- (c) The value of charity care, bad debt expense (reporting at cost as calculated using the hospital's cost-to-charge ratio), and unreimbursed cost of health services by facility and hospital system. The report should also identify expenses for Graduate Medical Education, as well as, charity care program details, including number of clients enrolled in the charity care program, number of rejected charity care applications, and the number of medical debt accounts related to as client that applied for charity care but was not enrolled in the charity care program sold to debt collectors by a hospital;
- (d) All "nonprofit medical exempt" properties in the state belonging to hospitals, along with the market value of the property, taxable value of the property, and value of each hospitals' tax exemption benefit;

MISCELLANEOUS PROVISIONS

(Continued)

- (e) A statewide analysis contrasting hospitals' percentage of operating costs in relation to hospital service area household adjusted gross income range. This analysis should also address the type and volume of community benefit hospitals offer in relation to the type of communities they are servicing. Additionally, the analysis should account for all hospitals' financial assistance admission criteria, including income eligibility, application industry standards in asset evaluation, and the time it takes for hospitals to accept or reject a charity care application; and
- (f) An assessment of hospital compliance and efficacy with required disclosures under Health and Safety Code, Secs. 311.031 and 311.046(d).

Sec. 17.35. Additional Funding for Article III-Higher Education.³

- (a) In addition to amounts appropriated in Article III, the following amounts are appropriated from General Revenue to the following institutions and agencies in the 2024-2025 biennium:

<u>Higher Education Coordinating Board</u> Scholarship Program	\$1,000,000
<u>The University of Texas - Arlington</u> Health Innovation Institute	\$2,000,000
Texas Manufacturing Assistance Center	\$7,500,000
<u>The University of Texas - Austin</u> TexNet Seismic Monitoring	\$2,800,000
Heart Galleries	\$9,000,000
<u>Texas A&M University System Administration</u> Study on Mental Health Services for Children and Adolescents	\$1,500,000
<u>Prairie View A&M University</u> Cooperative Agriculture Research	\$15,000,000
<u>University of Houston</u> Restoration of Institutional Enhancement	\$34,530,000
<u>Texas Tech University</u> Restoration of Institutional Enhancement	\$40,630,000
<u>Angelo State University</u> Commercial Aviation	\$2,000,000
<u>Midwestern State University</u> Stem Expansion and Center for Excellence	\$2,400,000
<u>University of North Texas at Dallas</u> Classroom to Career Initiative	\$6,000,000
<u>Stephen F. Austin State University</u> Center for Entrepreneurship	\$1,000,000
Campus Capital Renewal and Modernization	\$19,000,000
<u>Lamar University</u> Southeast Texas Health and Wellness Outreach	\$750,000
<u>The University of Texas Southwestern Medical Center</u> School of Public Health	\$5,000,000
<u>Texas Division of Emergency Management</u> Wilson County Emergency Operations Center	\$5,000,000
<u>Midland College</u> Mental Health Workforce	\$1,750,000

- (b) In Subsection (a), the funding for the Scholarship Program at that Higher Education Coordinating Board shall be used for the Senfronia Thompson Scholarship Program.

MISCELLANEOUS PROVISIONS

(Continued)

- (c) In Subsection (a), the funding for Campus Capital Renewal and Modernization at Stephen F. Austin State University is contingent on approval by a two-thirds majority in each chamber of the legislature. In accordance with Article 7, Section 17(j), and Section 18(i) of the Texas Constitution, the legislature finds that there is a demonstrated need for facilities at Stephen F. Austin State University and that such appropriation may be used for such facilities.
- (d) Full-time equivalents in each institution's bill pattern shall be revised to reflect the appropriation in Subsection (a).

Sec. 17.36. Lottery Sales by Phone. It is the intent of the Legislature, pursuant to Government Code, Sec. 466.015, the Executive Director of the Texas Lottery Commission shall not allow the order, purchase, or sale of lottery tickets by telephone including facilitating the sale of tickets via an application on a phone.

Sec. 17.37. Appropriations for Department of Transportation.³ In addition to amounts appropriated elsewhere in this Act, the Department of Transportation is appropriated General Revenue for the state fiscal biennium beginning September 1, 2023, in the following amounts:

- (a) \$20,000,000 for the purpose of funding improvements to the Pharr International Bridge located in Hidalgo County;
- (b) \$10,000,000 for the purpose of funding projects related to the Texas State Railroad;
- (c) \$8,000,000 for the purpose of funding runway expansion projects at Wood County Airport Collins Field;
- (d) \$5,000,000 for the purpose of funding a hangar facility project at the McKinney National Airport for use by the Department of Public Safety;
- (e) \$20,000,000 for the purpose of funding improvements to the Abilene Regional Airport relating to a Statewide Fire Fighting Headquarters; and
- (f) \$10,000,000 for the purpose of funding airport runway improvement projects at the Sugar Land Regional Airport.

Sec. 17.38. Appropriation: Texas Water Development Board Water Grants and Lake Houston Accumulated Siltation.³

- (a) **Water Development Board Water Grant Projects.** In addition to amounts appropriated elsewhere in this Act, \$106,900,000 in General Revenue is appropriated to the Water Development Board in Strategy C.1.1, State and Federal Financial Assistance Programs, in fiscal year 2024 for grants for the following water projects in the following amounts:
 - (1) \$50,000,000 for structural improvements to the Lake Houston Dam Spillway;
 - (2) \$28,000,000 for a riverbank erosion mitigation project along the Brazos River in Fort Bend County near the Levee Improvement District No. 15 levee;
 - (3) \$16,900,000 for structural improvements to the Poor Farm Ditch in Harris County; and
 - (4) \$12,000,000 for the T.C. Jester Stormwater Detention Basin project in Harris County.

Any unexpended and unobligated balances remaining as of August 31, 2024, are appropriated for the same purpose in the fiscal year beginning September 1, 2024.

- (b) **Unexpended Balances.** Any unexpended balances remaining as of August 31, 2023, from appropriations made to the Water Development Board in Strategy B.1.1, State and Federal Financial Assistance Programs, in the 2022-23 biennium (estimated to be \$0) are appropriated to the Water Development Board in Strategy C.1.1, State and Federal Financial Assistance Programs, for the fiscal biennium beginning September 1, 2023, for the following purposes:
 - (1) removing accumulated siltation and sediment deposits throughout the San Jacinto River and Lake Houston;
 - (2) sediment capture pilot projects upstream of Lake Houston; and

MISCELLANEOUS PROVISIONS

(Continued)

- (3) structural and nonstructural improvements for the San Jacinto River and Lake Houston to convey future floodwaters.

Any unexpended and unobligated balances remaining as of August 31, 2024, are appropriated for the same purpose in the fiscal year beginning September 1, 2024.

Sec. 17.39. South Texas International Airport.³ In addition to amounts appropriated elsewhere in this Act, the Department of Transportation is appropriated \$10,000,000 in General Revenue for the state fiscal biennium beginning September 1, 2023, to upgrade existing infrastructure or to invest in infrastructure to extend the airport runway including threshold lighting, beacon lighting, airfield lighted signage, navigational aids replacement lamps, fixtures, power supply, transformers, or to upgrade technology at the South Texas International Airport in Edinburg.

Sec. 17.40. Emergency and First Responder Airport Facilities.³ In addition to amounts appropriated elsewhere in this Act, the Department of Transportation is appropriated \$5,000,000 in General Revenue for the state fiscal biennium beginning September 1, 2023, for the purpose of hangar expansion at the Mid-Valley Airport in Weslaco for airport facilities used by the Department of Public Safety and other law enforcement agencies for emergency and first responders, including facilities used for staging and storing Department of Public Safety aircraft.

¹ Modified to reflect technical correction. Estimated 1.0 percent contribution amounts for state agencies and institutions of higher education updated.

² Modified to reflect technical correction. Estimated 0.5 percent contribution amount for state agencies updated.

³ The appropriation or change directed by this provision has been incorporated in the applicable bill pattern of the agency or institution.

Part 18.

CONTINGENCY AND OTHER PROVISIONS

Sec. 18.01. American Rescue Plan Act Appropriations.¹

- (a) All unobligated fund balances and money received by this state from the Coronavirus State Fiscal Recovery Fund (42 U.S.C. Section 802) established under the American Rescue Plan Act of 2021 (Pub. L. No. 117-2) (ARPA) not appropriated elsewhere in the Act (estimated to be \$5,449,900,000) are appropriated to the Texas Department of Criminal Justice for the state fiscal biennium ending August 31, 2025, for salaries, benefits, or other eligible agency expenditures. The Texas Department of Criminal Justice shall, in consultation with the Comptroller of Public Accounts and the Legislative Budget Board, determine the allocation of benefits included in the increased appropriations. The Texas Department of Criminal Justice shall identify the strategies out of which the amounts appropriated to the agency from ARPA federal funds are made and has the authority to transfer ARPA funds between strategies and into strategies previously not identified in consultation with the Legislative Budget Board and the Comptroller of Public Accounts to ensure all ARPA federal funds are expended.
- (b) Texas Department of Criminal Justice General Revenue appropriations and end-of-article appropriations for employee benefits are reduced in the state fiscal biennium ending August 31, 2025, by the amount in subsection (a) supplanting General Revenue appropriations made elsewhere in the Act. The Texas Department of Criminal Justice shall identify to the Comptroller of Public Accounts and the Legislative Budget Board the strategies and objectives out of which the indicated reductions in amounts appropriated to the agency are to be made. The Texas Department of Criminal Justice, in consultation with the Legislative Budget Board and the Comptroller of Public Accounts, may adjust the reductions in General Revenue appropriations and end-of-article appropriations for employee benefits to ensure all ARPA federal funds are expended.

Sec. 18.02. Contingency for House Bill 4.² Contingent upon the enactment of House Bill 4, or similar legislation relating to the regulation of the collection, use, processing, and treatment of consumers' personal data by certain business entities, by the Eighty-eighth Legislature, Regular Session, the Office of the Attorney General is appropriated \$5,269,057 for fiscal year 2024 and \$1,644,817 for fiscal year 2025 from General Revenue to Strategy A.1.1, Legal Services, and the "Number of Full-Time-Equivalents (FTE)" indicated in the bill pattern is increased by 12.0 in each fiscal year to implement the provisions of the legislation. In addition, the capital budget authority for the office is increased by \$3,859,456 in fiscal year 2024 and by \$295,606 in fiscal year 2025.

Sec. 18.03. Contingency for House Bill 7. Contingent on enactment of House Bill 7, or similar legislation relating to measures to address public safety threats presented by transnational criminal activity, including establishing a Texas Border Force, and to compensate persons affected by those threats, by the Eighty-eighth Legislature, Regular Session, 2023:

- (a) The Office of the Attorney General is appropriated \$18,000,000 in fiscal year 2024 and \$18,000,000 in fiscal year 2025 in General Revenue Funds to create and administer the Landowner Compensation Program established by the bill. Additionally, the number of FTEs in the agency's bill pattern is increased by 10.0 in each fiscal year.²
- (b) The Department of Public Safety is appropriated \$64,000,000 in fiscal year 2024 in General Revenue Funds for the Texas Border Force established by the bill and for the purchase of technology and equipment related to border security. The agency's capital budget authority is increased by \$64,000,000 in fiscal year 2024.³

Sec. 18.04. Contingency for House Bill 8.² Contingent on the enactment of House Bill 8 by the 88th Legislature, Regular Session 2023, or similar legislation relating to the administration, coordination, and support of public higher education, including the public junior college state finance program:

- (a) In the Public Community/Junior Colleges bill pattern:
 - (1) In addition to appropriations made elsewhere in this Act, increase funding by \$214,087,723 in General Revenue in fiscal year 2024 and \$214,087,737 in General Revenue in fiscal year 2025 for the Public Junior College State Finance Program.⁴
 - (2) Make the following changes to Strategy Appropriations:
 - (A) Add a new Strategy A.1.1, Community College Finance Program, Base Tier with appropriation amounts of \$57,229,850 in General Revenue in each fiscal year.

CONTINGENCY AND OTHER PROVISIONS

(Continued)

- (B) Add a new Strategy A.1.2, Community College Finance Program, Performance Tier with appropriation amounts of \$1,079,366,096 in General Revenue in fiscal year 2024 and \$1,079,366,059 in General Revenue in fiscal year 2025.
 - (C) Strike each strategy and funding for Core Operations under each public community/junior college.
 - (D) Strike each strategy and funding for Student Success under each public community/junior college.
 - (E) Strike each strategy and funding for Contact Hour Funding under each public community/junior college.
 - (F) Strike each strategy and funding for Bachelor of Applied Technology for Brazosport College, Midland College, South Texas College, and Tyler Junior College.
 - (G) Strike each strategy and funding for Need Based Supplement for the eleven public community/junior colleges that receive the funding.
 - (H) Strike Strategy E.2.1., Virtual College of Texas and \$416,955 in fiscal year 2024 and \$416,955 in fiscal year 2025 in General Revenue funding.
 - (I) Reduce General Revenue by \$4,332,000 in fiscal year 2024 from Strategy E.2.2., Texas Innovative Adult Career Education Grant Program.
- (3) Amend Rider 2, Appropriation Eligibility to strike subsection (a).
- (4) Strike existing Rider 4, Vouchers for Disbursement of Appropriated Funds and replace with the following rider:
- _____. **Disbursement of Appropriated Funds.** The distribution of appropriated funds shall be prepared by the Texas Higher Education Coordinating Board in compliance with Education Code, §61, 130 and 130A.
- (a) Funds appropriated in strategies above as non-formula support shall be distributed no later than September 25 each fiscal year to the community college.
 - (b) Prior to the disbursement of any state funds, Midland College shall implement a grant agreement with Permian Basin Petroleum Museum specifying the use of funds, and that funds shall be spent according to state law and the General Appropriations Act.
- (5) Strike existing Rider 5, Unobligated Balances and replace with the following rider:
- _____. **Appropriation: Unexpended Balances.** Any unobligated and unexpended balances as of August 31, 2024, at the community colleges from the Public Junior College State Finance Program are appropriated for fiscal year 2025 for the same purposes.
- (6) Strike Rider 6, Adjustment of Contact Hours.
 - (7) Strike Rider 11, Financial Information Reporting Requirement.
 - (8) Strike Rider 12. Limitations of Formula Funding Contact Hours.
 - (9) Strike Rider 15, Funding for the Virtual College of Texas at Austin Community College.
 - (10) Strike Rider 16, Appropriations for Bachelor of Applied Technology Program.
 - (11) Strike Rider 17. Instruction and Administration Funding (Outcomes-Based Model).
 - (12) Amend Rider 20, Reporting Requirement to strike “and success points” in subsection (a).
 - (13) Strike Rider 22, Texas Innovative Adult Career Education Grant Program.

CONTINGENCY AND OTHER PROVISIONS
(Continued)

(14) Strike Rider 23, Designation of Critical Field Degrees and Certificates.

(15) Strike Rider 25, Need Based Supplements.

(16) Add the following new riders to the bill pattern:

_____. **Formalization of House Bill 8.** It is the intent of the legislature that the Texas Higher Education Coordinating Board shall work in consultation with the Legislative Budget Board to formalize the provisions, with approval of the Legislative Budget Board, of House Bill 8, Eighty-eighth Legislature, for the Eighty-ninth legislative session.

_____. **Public Junior College State Finance Program.** Out of the funds appropriated above, and any other funds appropriated for the Public Junior College Finance Program during the 2024-25 biennium, a total of \$2,273,191,855 in General Revenue for the 2024-25 biennium shall represent the sum-certain appropriation to the Public Junior College Finance Program. The total appropriation may not exceed the sum-certain amount.

The Commissioner shall make allocations to community college districts under Chapters 61, 130, and 130A based on the following.

- (a) **Base Tier Funding.** The Texas Higher Education Coordinating Board shall determine a guaranteed instruction and operation funding level using the statewide basic allotment rate, weighted full-time equivalent students enrolled at the district, and the district's contact hour funding. The Texas Higher Education Coordinating Board will compare the guaranteed instruction and operations amount to estimated local share amounts to determine the state's share of base tier of funding.
- (b) **Performance Tier.** The Texas Higher Education Coordinating Board shall determine the attainment of measurable outcomes by students of public community/junior colleges for achievement of credentials of value, attainment of 15 semester credit hours of dual credit or dual enrollment courses, eligible transfer to a general academic institution, and eligible participation in a co-enrollment program.
- (c) **Base tier and performance tier allocations shall include applicable weighting in accordance with Chapters 130 and 130A.**

The Texas Higher Education Coordinating Board shall determine, for fiscal years 2024 and 2025 the basic allotment amounts, contact hour funding, applicable weights, and rates in accordance with Chapters 130 and 130A and legislative appropriation amounts in Strategy A.1.1., Base Tier and Strategy A.1.2, Performance Tier. Rates, weights, and other amounts used in the calculation of funding for the Public Junior College Finance Program are subject to notification of the Legislative Budget Board and the Governor's Office.

The amounts identified in subsections (a) - (c) are used solely to determine the initial annual payments to community college districts. To the extent that amounts provided above differ from a local community college district's updated data and outcome measures, the Commissioner shall settle-up with local community college district pursuant to Rider ____, Appropriation of Audit Adjustments, Settle-Up Funds and Data Elements and applicable provisions in Chapters 61, 130, and 130A of the Education Code.

Notwithstanding any other provision of this Act, the Texas Higher Education Coordinating Board may make transfers as appropriate between Strategy A.1.1, Base Tier, and Strategy A.1.2, Performance Tier. The Texas Higher Education Coordinating Board shall notify the Legislative Budget Board and the Governor of any such transfers at least 15 days prior to the transfer.

_____. **Appropriation of Audit Adjustments, Settle-Up Funds and Data Elements.** When reviews and audits of allocations to a community college district reveal the allocations previously made were greater or less than the amounts found to be due, the Texas Higher Education Coordinating Board may recover or pay the sums necessary to

CONTINGENCY AND OTHER PROVISIONS

(Continued)

adjust to the correct amounts. All such amounts recovered are appropriated for purposes of the Public Junior College State Finance Program, and the amounts necessary to make such additional payments to the local community college district are appropriated from the General Revenue Fund for the same purpose (estimated to be \$0). All funds received from Public Junior College State Finance Program as recovery for overpayment pursuant to the provisions of §130A.009 of the Texas Education Code are appropriated to the Coordinating Board for distribution to community college districts for Public Junior College State Finance Program purposes. All unexpended balances on August 31, 2024 are appropriated to the Texas Higher Education Coordinating Board in fiscal year 2025 for distribution to community colleges for the Public Junior College State Finance Program purposes.

_____. **Additional Transfer Authority to Implement House Bill 8.** Notwithstanding the general provisions of this Act, the Commissioner of Higher Education is authorized to transfer funds from fiscal year 2025 to fiscal year 2024, as necessary to implement the provisions of House Bill 8, only upon the approval of the Legislative Budget Board and the Governor's Office. The request shall be considered to be approved unless the Legislative Budget Board or the Governor issues a written disapproval within 30 business days after the date on which the staff of the Legislative Budget Board makes its recommendation on the transfer to the Chair of the House Appropriations Committee, Chair of the Senate Finance Committee, Speaker of the House, and Lieutenant Governor.

_____. **Unexpended Balance Authority for House Bill 8.** Any unexpended balances of funds appropriated by this rider that will be used for formula funding in Strategy A.1.1., Base Tier and Strategy A.1.2, Performance Tier as a result of House Bill 8 are appropriated to fiscal year 2025 for the same purpose. It is the intent of the legislature that any unexpended balances of these funds remaining as of August 31, 2025, will be appropriated to the Public Community/Junior Colleges for the fiscal year beginning September 1, 2025, for the same purpose.

- (b) In the Higher Education Coordinating Board bill pattern:
- (1) In addition to appropriations made elsewhere in this Act, provide increases of:
- (A) \$16,500,000 in General Revenue and 7.0 full-time-equivalents in each fiscal year in Strategy A.1.1., Agency Operations, to improve institutional innovations and collaboration, including grants to institutions to add capacity to meet regional workforce needs;
 - (B) \$62,500,000 in General Revenue in each fiscal year to the Texas Higher Education Coordinating Board in Strategy B.1.3, Texas Educational Opportunity Grants Public Community Colleges for the Texas Educational Opportunity Grant program for Public Community/Junior Colleges;
 - (C) \$7,000,000 in General Revenue in each fiscal year to the Texas Higher Education Coordinating Board in Strategy B.1.4., Texas Educational Opportunity Grants Public State & Technical Colleges for the Texas Educational Opportunity Grant program for State and Technical Colleges;
 - (D) \$2,332,500 in General Revenue in fiscal year 2024 and \$2,207,500 in General Revenue in fiscal year 2025 in Strategy A.1.1., Agency Operations, and 18.0 full-time-equivalents in each fiscal year to the Texas Higher Education Coordinating Board for administrative funding; and
 - (E) \$416,955 in General Revenue in fiscal year 2024 and \$416,955 in General Revenue in fiscal year 2025 in Strategy A.1.1., Agency Operations for a course sharing platform.
 - (F) \$4,332,000 in General Revenue in fiscal year 2024 in Strategy C.1.1., Career and Technical Education Programs for administration of the Texas Innovative Adult Career Education Grant Program.

CONTINGENCY AND OTHER PROVISIONS
(Continued)

(2) Add the following new riders to the bill pattern:

_____. **Reporting Requirement.** The Higher Education Coordinating Board shall submit to the Legislative Budget Board, in a manner prescribed by the Legislative Budget Board, any information or data related to community college formula funding by September 1, 2024.

_____. **Appropriation: Unexpended Balances.** Any unexpended balances of funds appropriated by this rider that will be used in Strategy A.1.1., Agency Operations at the Texas Higher Education Coordinating Board as a result of House Bill 8 are appropriated to fiscal year 2025 for the same purpose.

_____. **Financial Aid for Swift Transfer.** It is the intent of the legislature that the Texas Higher Education Coordinating Board distribute the funding transferred from the Texas Education Agency to participating public institutions of higher education to enable certain students to enroll at no cost to the student in dual credit courses as a result of House Bill 8. Any unexpended balances of funds that will be used to provide tuition and fee assistance as a result of House Bill 8 are appropriated to fiscal year 2025 for the same purpose.

_____. **Texas Innovative Adult Career Education Grant Program.** Included in amounts appropriated above in Strategy C.1.1. Career and Technical Education Programs, is \$4,332,000 in General Revenue in fiscal year 2024 for the Texas Innovative Adult Career Education Grant Program. Any unexpended balances at the end of fiscal year 2024 are hereby appropriated for the same purposes in fiscal year 2025. Up to 5 percent of funds each year for the Texas Innovative Adult Career Education Grant program may be used each year for administrative expenses.

(c) In the Texas Education Agency bill pattern:

(1) In addition to appropriations made elsewhere in this Act, provide increases of:

- (A) In Strategy B.3.2, Agency Operations, \$96,229 in General Revenue in fiscal year 2024 and \$95,713 in General Revenue in fiscal year 2025;
- (B) In Strategy B.3.5, Information Systems - Technology, \$796,522 in General Revenue in fiscal year 2024 and \$1,662,944 in General Revenue in fiscal year 2025; and
- (C) 3.0 full-time-equivalents in each fiscal year of the biennium.

(2) Add the following new rider to the bill pattern:

_____. **Financial Aid for Swift Transfer.** Notwithstanding the restrictions contained in Rider 25, Limitation on the Transfer and Use of Funds, of the TEA's bill pattern, and pursuant to Texas Education Code Section 48.308(c), out of funds appropriated above in Strategy A.1.1, FSP - Equalized Operations, the Commissioner of Education shall transfer to the Texas Higher Education Coordinating Board from the Foundation School Program in each fiscal year an amount sufficient to enable certain students to enroll at no cost to the student in dual credit courses offered by certain public institutions of higher education (estimated to be \$32,300,000 in fiscal year 2024 and \$46,300,000 in fiscal year 2025).

Sec. 18.05. Contingency for House Bill 9 and House Joint Resolution 125.² Contingent on enactment of House Bill 9 or similar legislation relating to the development and funding of broadband and telecommunications services and contingent on House Joint Resolution 125 or a similar resolution proposing a constitutional amendment creating the broadband infrastructure fund to assist in the financing of broadband and telecommunications services projects in the state proposed by the Eighty-eighth Legislature, Regular Session, being approved by the voters, \$1,500,000,000 in General Revenue is appropriated in fiscal year 2024 to the Fiscal Programs - Comptroller of Public Accounts for the purpose of implementing the legislation. Any unexpended or unobligated balances remaining as of August 31, 2024, are appropriated for the same purposes for the fiscal year beginning September 1, 2024.

CONTINGENCY AND OTHER PROVISIONS

(Continued)

Sec. 18.06. Contingency for Senate Bill 27 or House Bill 19.² Contingent on enactment of Senate Bill 27, House Bill 19, or similar legislation relating to the creation of a specialty trial court to hear certain cases; authorizing fees, by the Eighty-eighth Legislature, Regular Session, and in addition to any other related contingency rider in the bill pattern for the Office of Court Administration, the Office of Court Administration is appropriated \$1,345,612 for fiscal year 2024 and \$510,042 for fiscal year 2025 from General Revenue to implement the provisions of the legislation.

Sec. 18.07. Contingency for House Bill 90 or Senate Bill 155.² Contingent on enactment of House Bill 90, Senate Bill 155, or similar legislation relating to benefits for certain members of the Texas military forces and survivors of members of the Texas military forces, by the Eighty-eighth Legislature, Regular Session, the following appropriations are made to implement the provisions of the bill:

- (a) the Office of the Attorney General, in Strategy C.1.1, Crime Victims Compensation, is appropriated \$2,000,000 for fiscal year 2024 from General Revenue-Dedicated Compensation to Victims of Crime Account No. 469; and
- (b) the Retirement and Group Benefits bill pattern of Article V, in Strategy A.1.3., Public Safety Benefits, is appropriated \$2,364,159 for fiscal year 2024 and \$2,484,732 for fiscal year 2025 from General Revenue.

Sec. 18.08. Contingency for House Bill 367.² Contingent on enactment of House Bill 367, or similar legislation relating to the powers and duties of the State Commission on Judicial Conduct, by the Eighty-eighth Legislature, Regular Session, the State Commission on Judicial Conduct is appropriated \$81,200 for fiscal year 2024 and \$81,200 for fiscal year 2025 from General Revenue and the “Number of Full-Time-Equivalents (FTE)” in the agency’s bill pattern is increased by 1.0 FTEs in fiscal year 2024 and by 1.0 FTE in fiscal year 2025 to implement the provisions of the legislation.

Sec. 18.09. Contingency for House Bill 718.² Contingent on enactment of House Bill 718, or similar legislation relating to the issuance of certain tags, permits, and license plates authorizing the movement of vehicles, by the Eighty-eighth Legislature, Regular Session, the Department of Motor Vehicles is appropriated \$35,000,000 for the state fiscal biennium beginning September 1, 2023, out of the Texas Department of Motor Vehicles Fund, and the “Number of Full-Time-Equivalents (FTE)” in the agency’s bill pattern is increased by 2.0 FTEs in fiscal year 2024 and by 44.0 FTEs in fiscal year 2025 to implement the provisions of the legislation. In addition, the capital budget authority for the Department of Motor Vehicles is increased by \$15,500,000 for the 2024-25 biennium for the purposes of implementing the provisions of the legislation.

Sec. 18.10. Contingency for House Bill 730.² Contingent on enactment of House Bill 730, or similar legislation relating to policies and procedures regarding certain suits affecting the parent-child relationship, investigations by the Department of Family and Protective Services, and parental child safety placements, by the Eighty-eighth Legislature, Regular Session, the Department of Family and Protective Services is appropriated \$1,641,770 from General Revenue Funds and \$150,700 from Federal Funds for fiscal year 2024 and \$693,783 from General Revenue Funds and \$68,020 from Federal Funds for fiscal year 2025 and the “Number of Full-time Equivalents” is increased by 7.0 each fiscal year to implement the provisions of the legislation. Capital budget authority is increased by \$1,062,207 for fiscal year 2024 and \$54,225 for fiscal year 2025.

Sec. 18.11. Contingency for House Bill 793.² Contingent on enactment of House Bill 793, or similar legislation relating to the selection and reimbursement of certain persons providing services required under a service plan filed by the Department of Family and Protective Services, by the Eighty-eighth Legislature, Regular Session, capital budget authority is increased by \$884,367 in fiscal year 2024 and \$92,760 in fiscal year 2025 for the Department of Family and Protective Services.

Sec. 18.12. Contingency for House Bill 1225.² Contingent on enactment of House Bill 1225 or similar legislation relating to the administration of certain required assessment instruments in paper format, by the Eighty-eighth Legislature, Regular Session, in addition to amounts appropriated elsewhere in this Act, \$4,418,832 in General Revenue funds in each fiscal year is appropriated to the Texas Education Agency to Strategy B.1.1, Assessment and Accountability System to implement the provisions of the legislation.

Any unexpended balances as of August 31, 2024, are appropriated for fiscal year 2025 for the same purpose.

CONTINGENCY AND OTHER PROVISIONS

(Continued)

Sec. 18.13. Contingency for House Bill 1515.²

- (a) Funds appropriated above for the Office of Economic Development and Tourism (EDT) are made contingent on the continuation of EDT by the Eighty-eighth Legislature, Regular Session, 2023. In the event that the agency is not continued, the funds appropriated above for fiscal year 2024, or as much thereof as may be necessary, are to be used to provide for the phase out of the office's operations.
- (b) Contingent on the enactment of House Bill 1515 or similar legislation relating to the continuation of functions of EDT by the Eighty-eighth Legislature, Regular Session, the office is directed to close out the Small Business Incubator Fund 588 and Texas Product Development Fund 589 in accordance with provisions of the bill and guidelines set by the Comptroller's Office. The agency is directed to transfer the remaining balance for the Original Capital Access Program contained within General Revenue-Dedicated Economic Development Bank Account No. 5106 as of August 31, 2023, to the Small Business Incubator Fund 588 and Texas Product Development Fund 589 to payoff remaining expenditures and obligations associated with each fund, pursuant to provisions outlined in House Bill 1515 or similar legislation. Any remaining balances in the funds after all expenditures and obligations have been paid are to be transferred to the General Revenue-Dedicated Economic Development Bank Account No. 5106.

Sec. 18.14. Contingency for House Bill 1550.² Funds appropriated elsewhere in this Act to the Trusteed Programs Within the Office of the Governor, in Strategy A.2.3, State-Federal Relations, for the Office of State-Federal Relations (OSFR) are made contingent on the continuation of OSFR by the Eighty-eighth Legislature, Regular Session, 2023. In the event that the agency is not continued, the funds appropriated above for fiscal year 2024, or as much thereof as may be necessary, are to be used to provide for the phase out of the office's operations.

Sec. 18.15. Contingency for House Bill 1575.² Contingent on enactment of House Bill 1575, or similar legislation relating to improving health outcomes for pregnant women under Medicaid and certain other public benefits program, by the Eighty-eighth Legislature, Regular Session, 2023, the Health and Human Services Commission is appropriated \$3,055,550 from General Revenue and \$976,478 from Federal Funds in fiscal year 2024, and \$803,804 from General Revenue and \$118,726 from Federal Funds in fiscal year 2025 from Federal Funds in Strategy B.1.1, Medicaid & CHIP Contracts & Administration, to implement the provisions of the legislation. Additionally, the "Number of Full-Time Equivalents" is increased by 6.0 FTEs in fiscal year 2024 and 6.0 FTEs in 2025. The Capital Budget is increased by \$3,380,000 in fiscal year 2024 and \$300,000 in fiscal year 2025.

Sec. 18.16. Contingency for House Bill 1595 and House Joint Resolution 3.² Contingent on the enactment of House Bill 1595 and House Joint Resolution 3 by the 88th Legislature, Regular Session, 2023, or similar legislation relating to the creation of the Texas University Fund, and after approval of the constitutional amendment by the voters:

- (a) Delete the bill pattern and remove funding for the Available National Research University Fund;
- (b) Create a new bill pattern for the Available Texas University Fund and in relevant strategies, increase funding by \$136,364,139 in General Revenue Funds in fiscal year 2024 and an estimated \$137,000,000 in Other Funds, or another amount the Texas Treasury Safekeeping Trust Company determines to be available for distribution from the Texas University Fund in accordance with a distribution policy to be adopted by the Comptroller, in fiscal year 2025. Add the following riders to the bill pattern:

 Distribution to Eligible Institutions. There is appropriated to each eligible institution for the fiscal year ending August 31, 2025, that portion of the earnings of the Texas University Fund distributed to it by Article VII, Sec. 20 of the Texas Constitution, together with any interest on balances attributable to the eligible institutions. Pursuant to Article VII, Sec. 20 of the Texas Constitution, each eligible institution must use its Available Texas University Fund appropriation only for the support and maintenance of educational and general activities that promote increased research capacity at the institution.

 General Revenue Distribution to Eligible Institution. The General Revenue amounts appropriated above to the Available Texas University Fund in fiscal year 2024 are for the sole purpose of funding eligible institutions and may only be used for the support and maintenance of educational and general activities that promote increased research capacity at the institution. The Comptroller of Public Accounts shall distribute the appropriation according to the allocation

CONTINGENCY AND OTHER PROVISIONS
(Continued)

methodology in Education Code, Section 62.1481 and Section 62.1482, as determined by the Legislative Budget Board in consultation with the Texas Higher Education Coordinating Board. The following is an informational listing of the distributed funds to eligible institutions.

University of Houston	\$48,271,059
The University of North Texas	\$21,328,931
Texas Tech University	\$44,409,887
Texas State University	\$22,354,263

Appropriation: Unexpended Balances. Any unobligated and unexpended balances as of August 31, 2023, in Available National Research University Fund appropriations made to each eligible institution are appropriated for the same purpose for the fiscal year beginning September 1, 2023. Any unobligated and unexpended balances as of August 31, 2024, in Available Texas University Fund appropriations made to each eligible institution are appropriated for the same purpose for the fiscal year beginning September 1, 2024.

For the purposes of this section, an appropriation of funds from the Available National Research University Fund may also be used for the same purpose as an appropriation of funds from the Available Texas University Fund.

- (c) On January 1, 2024, within the bill pattern for each eligible institution receiving funding from the Comprehensive Research Fund or Core Research Support Fund, reallocate funding in fiscal 2024 and fiscal 2025, by amounts determined and approved by the Legislative Budget Board according to the provisions of the bill and data provided by the Texas Higher Education Coordinating Board;
- (d) Rename the Core Research Support Fund as the National Research Support Fund in relevant strategies and riders; and
- (e) On pages III-289 and III-290, within the Special Provisions Relating Only to State Agencies of Higher Education, strike the text of Sec. 56 (2), Comprehensive Research Fund, and Sec. 58 (2), Core Research Support, and insert the following language:

2. Comprehensive Research Fund. The Comprehensive Research Fund shall provide funding to promote increased research capacity at general academic institutions, excluding The University of Texas at Austin, Texas A&M University, and institutions of higher education eligible for appropriations through the National Research Support Fund or the Texas University Fund. Funding to eligible institutions shall be allocated in the same manner that research performance funding is appropriated to institutions eligible to receive funding from the Texas University Fund under Education Code, Section 62.1482(a). Any unexpended balances as of August 31, 2024, are hereby appropriated for the same purpose for the fiscal year beginning September 1, 2024.

2. National Research Support Fund. The National Research Support Fund shall provide funding to promote increased research capacity at general academic institutions that are entitled to participate in funding from the Available University Fund, per Texas Constitution, Article VII, Section 18; spent at least \$20 million in federal and private research funds per state fiscal year during the preceding three state fiscal years; and awarded on average at least 45 research doctoral degrees per academic year during the preceding three academic years. Funding to eligible institutions shall be allocated in the same manner that research performance funding is appropriated to institutions eligible to receive funding from the Texas University Fund under Education Code, Section 62.1482. Any unexpended balances as of August 31, 2024, are hereby appropriated for the same purpose for the fiscal year beginning September 1, 2024.

Sec. 18.17. Contingency for House Bill 1613.³ Contingent on enactment of House Bill 1613, or similar legislation relating to the applicability of the law governing the provision of state aid to certain local governments disproportionately affected by the granting of ad valorem tax relief to disabled veterans, by the Eighty-eighth Legislature, Regular Session, the Fiscal Programs - Comptroller of Public Accounts is appropriated \$9,500,000 for fiscal year 2024, and \$9,500,000 for fiscal year 2025 from General Revenue in Strategy A.1.12, Disabled Veteran Assistance Payments to Cities and Counties, for transfer to General Revenue-Dedicated Disabled Veterans Local Government Assistance Account No. 5160 to implement the provisions of the bill. Any unexpended and unobligated balances remaining as of August 31, 2024 are appropriated for the same purpose for the fiscal year beginning September 1, 2024.

CONTINGENCY AND OTHER PROVISIONS

(Continued)

Sec. 18.18. Contingency for House Bill 1755.²

- (a) Contingent on enactment of House Bill 1755, or similar legislation relating to the creation of the Lone Star Workforce of the Future Fund, by the Eighty-eighth Legislature, Regular Session, the amount of \$2,500,000 in fiscal year 2024 and \$2,500,000 in fiscal year 2025 from the general revenue fund is appropriated to the comptroller of public accounts for deposit to the Lone Star Workforce of the Future Fund.
- (b) Contingent on enactment of House Bill 1755, or similar legislation creating the Lone Star Workforce of the Future Fund, by the Eighty-eighth Legislature, Regular Session, the amount of \$2,500,000 in fiscal year 2024 and \$2,500,000 in fiscal year 2025 is appropriated from the Lone Star Workforce of the Future Fund to the Texas Workforce Commission in Strategy B.1.1, Skills Development, to implement the provisions of the legislation.

Sec. 18.19. Contingency for House Bill 1846.² Contingent on enactment of House Bill 1846, or similar legislation relating to the skills test required for a commercial driver's license for certain commercial learner's permit holders, the Department of Public Safety is appropriated \$2,500,000 in fiscal year 2024 and \$2,500,000 in fiscal year 2025 in General Revenue and 10.0 FTEs each fiscal year in Strategy D.1.1, Driver License Services, to implement the provisions of the legislation.

Sec. 18.20. Contingency for House Bill 1890.² Contingent on enactment of House Bill 1890, or similar legislation relating to the operation of a hospital at home program by certain hospitals; authorizing a fee, by the Eighty-eighth Legislature, Regular Session, 2023, the Health and Human Services Commission (HHSC) is appropriated \$619,600 from General Revenue in fiscal year 2024 for one-time ramp up costs and any related fee revenue in fiscal year 2025 (estimated to be \$586,765) to implement the provisions of the legislation. It is the intent of the legislature that HHSC establish a fee sufficient to cover the costs to administer the provisions of the bill. Additionally, the "Number of Full-Time Equivalents" is increased by 6.0 FTEs in fiscal year 2024 and 6.0 FTEs in 2025.

Sec. 18.21. Contingency for House Bill 1898.³ Contingent on enactment of House Bill 1898, or similar legislation relating to a grant program to fund the provision by children's hospitals of mental and behavioral health services to children in this state, by the Eighty-eighth Legislature, Regular Session, 2023, the Health and Human Services Commission is appropriated \$12,500,000 in each fiscal year from General Revenue Funds in Strategy D.2.6, Community Mental Health Grant Programs, to implement the provisions of the legislation.

Sec. 18.22. Contingency for House Bill 1960.³ Contingent on the enactment of House Bill 1960 or similar legislation relating to course levels offered at Sul Ross State University Rio Grande College by the Eighty-eighth Legislature, Regular Session, Sul Ross State University Rio Grande College is appropriated \$3,500,000 in General Revenue in fiscal year 2024 and \$3,500,000 in General Revenue in fiscal year 2025 to implement the provisions of the legislation.

Sec. 18.23. Contingency for House Bill 2071.² Contingent on enactment of House Bill 2071, or similar legislation relating to certain public facilities used to provide affordable housing, by the Eighty-Eighth Legislature, Regular Session, the Texas Department of Housing and Community Affairs is appropriated \$66,400 for fiscal year 2024 in General Revenue and \$130,300 for fiscal year 2025 in Appropriated Receipts to implement the provisions of the legislation. In addition, the "Number of Full-Time Equivalents" (FTEs) in the agency's bill pattern is increased by 1.0 FTE in fiscal year 2024 and 2.0 FTEs in fiscal year 2025.

Sec. 18.24. Contingency for House Bill 2555.² Contingent on enactment of House Bill 2555, or similar legislation relating to transmission and distribution system resiliency planning by and cost recovery for electric utilities, by the Eighty-eighth Legislature, Regular Session, the Public Utility Commission of Texas shall implement the provisions of the legislation out of available resources.

Sec. 18.25. Contingency for House Bill 2779.³ Contingent on enactment of House Bill 2779, or similar legislation relating to the compensation and retirement benefits of certain elected state officials, by the Eighty-eighth Legislature, Regular Session, \$3,067,649 in fiscal year 2024 and \$3,067,649 in fiscal year 2025 from General Revenue is appropriated for the purposes of implementing the provisions of the legislation. Allocations from amounts appropriated each fiscal year shall be made as necessary in the bill patterns of the Supreme Court of Texas, the Court of Criminal Appeals, each of the fourteen Courts of Appeals, the Office of the State Prosecuting Attorney, and the Comptroller of Public Accounts, Judiciary Section, as necessary for compensation and retirement benefit changes resulting from implementing the provisions of the legislation.

CONTINGENCY AND OTHER PROVISIONS

(Continued)

Sec. 18.26. Contingency for House Bill 2877.³ Contingent upon the enactment of House Bill 2877, or similar legislation relating to crime victims' compensation, by the Eighty-eighth Legislature, Regular Session, the Office of the Attorney General is appropriated \$2,004,863 for fiscal year 2024 and \$1,991,520 for fiscal year 2025 from General Revenue - Dedicated Compensation to Victims of Crime Account No. 0469 to Strategy C.1.1, Crime Victims' Compensation, and the "Number of Full-Time-Equivalents (FTE)" indicated in the bill pattern is increased by 3.0 in each fiscal year to implement the provisions of the legislation.

Sec. 18.27. Contingency for House Bill 2951.² Contingent on the enactment of House Bill 2951, or similar legislation relating to the establishment of a service dog pilot program for certain veterans, by the Eighty-eighth Legislature, Regular Session, the Texas Veterans Commission is appropriated in Strategy B.1.1, General Assistance Grants, \$79,362 from the General Revenue Fund for fiscal year 2024 and \$64,862 from the General Revenue Fund for fiscal year 2025 to implement the provisions of the legislation. Additionally, the "Number of Full-Time-Equivalents (FTE)" is increased by 1.0 in each fiscal year in the agency's bill pattern.

Sec. 18.28. Contingency for House Bill 3447.² The following appropriations are made contingent upon enactment of House Bill 3447, by the Eighty-eighth Legislature, Regular Session, or similar legislation relating to the establishment and administration of the Texas Aerospace Research and Space Economy Consortium and the Texas Space Commission:

- (a) In addition to amounts appropriated elsewhere in this Act to Texas A&M University, \$200,000,000 is appropriated in fiscal year 2024 from the General Revenue Fund for the purpose of constructing facilities adjacent to the Johnson Space Center. Such facilities shall be developed in conjunction with the Johnson Space Center and shall include capabilities for mission training, research, and the curation of astronautical materials. Such facilities may include the construction of adequate space to support advanced robotics. The Legislature hereby finds in accordance with Art. 7, Section 18(i) of the Texas Constitution, that there is a demonstrated need for training and research facilities adjacent to the Johnson Space Center and that such appropriation may be used for construction of such facilities by Texas A&M University.
- (b) In addition to amounts appropriated elsewhere in this Act to the Texas Comptroller of Public Accounts, \$150,000,000 is appropriated in fiscal year 2024 from the General Revenue Fund to be deposited into the Space Exploration and Aeronautics Research Fund. The deposited funds are appropriated to the Texas Space Commission, which is administratively attached to the Office of the Governor, in conjunction with Government Code, Chapter 481, Subchapter FF, as added by the legislation. Any unexpended and unobligated funds remaining as of August 31, 2024, are appropriated for the same purpose for the fiscal year beginning September 1, 2024.

Sec. 18.29. Contingency for House Bill 3474.² Contingent on enactment of House Bill 3474, or similar legislation, relating to the operation and administration of and practices and procedures related to proceedings in the judicial branch of state government and the state of the judiciary; establishing a civil penalty; increasing certain court costs; authorizing fees, by the Eighty-eighth Legislature, Regular Session:

- (a) the Comptroller of Public Accounts, Judiciary Section, is appropriated \$1,901,200 in fiscal year 2024 and \$2,663,267 in fiscal year 2025 from General Revenue and \$5,311,591 each fiscal year from the Jury Service Fund to implement the provisions of the bill. In addition, the agency's "Number of Full-Time-Equivalents" is increased by 6.7 FTEs in fiscal year 2024 and 12.1 FTEs in fiscal year 2025;
- (b) appropriations made elsewhere in this Act to the Comptroller of Public Accounts, Judiciary Section, from General Revenue in Strategy A.1.1, District Judge Salaries, are reduced by \$840,000 in fiscal year 2024 and \$840,000 in fiscal year 2025;
- (c) Rider 11, Contingency for House Bill 130, elsewhere in this act in the bill pattern of the Comptroller of Public Accounts, Judiciary Section, is struck; and
- (d) the Texas Ethics Commission is appropriated \$82,500 in fiscal year 2024 from General Revenue in Strategy B.1.2, Information Resources, for programming changes to the agency's electronic filing system.

Sec. 18.30. Contingency for House Bill 3765.² Contingent on enactment of House Bill 3765, or similar legislation relating to the establishment of a supply of luggage by the Department of Family and Protective Services for the transport of the personal belongings of a foster child, by the Eighty-eighth

CONTINGENCY AND OTHER PROVISIONS (Continued)

Legislature, Regular Session, the Department of Family and Protective Services is appropriated \$337,500 for fiscal year 2024 from General Revenue Funds and \$337,500 for fiscal year 2025 from General Revenue Funds to implement the provisions of the legislation.

Sec. 18.31. Contingency for House Bill 3956.² Contingent on enactment of House Bill 3956, or similar legislation relating to the creation of DNA records for a person arrested for felony offense and the expunction of DNA records in certain circumstances, by the Eighty-eighth Legislature, Regular Session, 2023, the Department of Public Safety is appropriated \$6,546,259 in fiscal year 2024 and \$6,297,334 in fiscal year 2025 in General Revenue and 15.0 FTEs in Strategy C.1.1, Crime Laboratory Services, to implement the provisions of the legislation.

Sec. 18.32. Contingency for House Bill 4015.² Contingent on enactment of House Bill 4015, or similar legislation relating to the disposition of certain fees collected for the rail safety program, by the Eighty-eighth Legislature, Regular Session, appropriations made to the Department of Transportation in Article VII of this Act out of General Revenue in Strategy D.1.4, Rail Safety, are reduced by \$1,208,059 in each fiscal year of the 2024-25 biennium, and \$1,208,059 is appropriated out of State Highway Fund No. 006 in each fiscal year of the 2024-25 biennium to Strategy D.1.4, Rail Safety.

Sec. 18.33. Contingency for House Bill 4101.² Contingent on enactment of House Bill 4101, or similar legislation relating to the matters that may be the subject of limited binding arbitration to compel compliance with procedural requirements related to protests before appraisal review boards, by the Eighty-eighth Legislature, Regular Session, the Comptroller of Public Accounts is appropriated \$466,509 for fiscal year 2024, and \$188,554 for fiscal year 2025 from General Revenue in Strategy B.2.1, Property Tax Program, to implement the provisions of the legislation. Additionally, the Comptroller's "Number of Full-Time-Equivalents" is increased by 3.0 FTEs in each fiscal year of the biennium. Any unexpended or unobligated balances as of August 31, 2024 are appropriated for the same purpose for fiscal year 2025.

Sec. 18.34. Contingency for House Bill 4256.² Contingent on enactment of House Bill 4256, or similar legislation relating to the establishment of a grant program to plug leaking water wells in certain counties, by the Eighty-eighth Legislature, Regular Session:

- (a) the Texas Commission on Environmental Quality is appropriated \$10,000,000 from General Revenue in fiscal year 2024 and shall deposit these funds to the credit of the new Leaking Water Wells Fund established by House Bill 4256, or similar legislation; and
- (b) the Texas Commission on Environmental Quality is appropriated \$200,000 in fiscal year 2024 and \$408,156 and 2.0 FTEs in fiscal year 2025 from the Leaking Water Wells Fund to implement the provisions of the legislation. In addition, the "Number of Full-Time-Equivalents (FTE)" in the agency's bill pattern is increased by 2.0 FTEs in fiscal year 2025.

Sec. 18.35. Contingency for House Bill 4990.² Contingent on the enactment of House Bill 4990, or similar legislation relating to the Texas Pharmaceutical Initiative; authorizing fees, by the Eighty-eighth Legislature, Regular Session, 2023, the Health and Human Services Commission (HHSC) is appropriated \$150,000,000 from General Revenue Funds for fiscal year 2024 to implement the provisions of the legislation. Any unexpended balances of these funds remaining as of August 31, 2024, are appropriated to HHSC for the same purpose for the fiscal year beginning September 1, 2024.

Notwithstanding the limitations in HHSC Rider 129, Limitations of Transfer Authority; Article IX, Sec. 6.10, Limitations on State Employment Levels; and Article IX, Section 14.03, Transfers - Capital Budget; the Legislative Budget Board may increase the "Number of Full-Time Equivalents (FTE)" and the capital budget authority at HHSC to implement the provisions of the legislation.

Notwithstanding the limitations of Article II, Special Provisions Section 6, Limitations on Transfer Authority; and Article IX, Section 14.01, Appropriation Transfers; if House Bill 4990 or similar legislation creates an agency, the Health and Human Services Commission shall transfer \$150,000,000 in General Revenue Funds and related FTEs and capital budget authority to the new agency to implement the provisions of the bill.

Sec. 18.36. Contingency for House Bill 5174 or Senate Bill 2288.² Contingent upon the enactment of House Bill 5174 or Senate Bill 2288, or similar legislation relating to the establishment and administration of the Texas Semiconductor Innovation Consortium, by the Eighty-eighth Legislature, Regular Session, the TruSteed Programs Within the Office of the Governor is appropriated \$680,566 for

CONTINGENCY AND OTHER PROVISIONS (Continued)

fiscal year 2024 and \$660,094 for fiscal year 2025 from General Revenue to Strategy C.1.1, Create Jobs and Promote Texas, and the “Number of Full-Time-Equivalents (FTE)” indicated in the bill pattern is increased by 6.0 in each fiscal year to implement the provisions of the legislation.

Sec. 18.37. Contingency for Senate Bill 10 and House Joint Resolution 2.²

- (a) Contingent on enactment of Senate Bill 10, or similar legislation relating to benefits paid by the Teacher Retirement System of Texas, by the Eighty-eighth Legislature, Regular Session, in addition to amounts appropriated elsewhere in this Act to the Teacher Retirement System (TRS) in Strategy A.1.4, TRS Retirement Additional Annuity Payment, the TRS is appropriated \$1,645,000,000 in fiscal year 2024 from General Revenue to provide a onetime supplemental payment to certain TRS retirees, pursuant to the provisions of the legislation.
- (b) Contingent on enactment of Senate Bill 10, or similar legislation relating to benefits paid by the Teacher Retirement System of Texas, and subsequent voter approval of the constitutional amendment proposed by House Joint Resolution 2, or similar legislation relating to benefits paid by the Teacher Retirement System of Texas, by the Eighty-eighth Legislature, Regular Session, in addition to amounts appropriated elsewhere in this Act to TRS in Strategy A.1.4, TRS Retirement Additional Annuity Payment, the TRS is appropriated \$3,355,000,000 in fiscal year 2024 from General Revenue to provide a cost-of-living adjustment to certain TRS retirees, pursuant to the provisions of the legislation.
- (c) It is the intent of the Legislature that any amounts directed by Subsection (b) shall be structured so as to not exceed the limit provided under Texas Constitution, Article VIII, Section 22, Limitation on the Rate of Growth of Appropriations.

Sec. 18.38. Contingency for Senate Bill 22.² Contingent on enactment of Senate Bill 22, or similar legislation relating to the establishment of grant programs to provide financial assistance to qualified sheriff's offices, prosecutor's offices, and constable's offices in rural counties, by the Eighty-eighth Legislature, Regular Session, the Fiscal Programs - Comptroller of Public Accounts shall use funds appropriated in Strategy, A.1.14, Contingency County Law Enforcement, to implement the provisions of the legislation. Any unexpended or unobligated balances remaining as of August 31, 2024 are appropriated for the same purposes for the fiscal year beginning September 1, 2024.

Sec. 18.39. Contingency for Senate Bill 24.² Contingent on enactment of Senate Bill 24, or similar legislation relating to the powers and duties of the Health and Human Services Commission and the transfer to the commission of certain powers and duties from the Department of Family and Protective Services, by the Eighty-eighth Legislature, Regular Session, 2023, the following adjustments are made to implement the provisions of the legislation:

- (a) The Department of Family and Protective Services (DFPS) is appropriated \$3,630,975 from General Revenue Funds for fiscal year 2024 and \$900,661 from General Revenue Funds for fiscal year 2025 in Strategy E.1.4, IT Program Support, for one-time costs;
- (b) Capital budget authority for DFPS is increased by \$3,630,975 for fiscal year 2024 and \$900,661 for fiscal year 2025 for one-time costs;
- (c) The Health and Human Services Commission (HHSC) is appropriated \$451,519 from General Revenue Funds for fiscal year 2024 and \$932,664 from General Revenue Funds for fiscal year 2025 in Strategy D.1.14, Primary Health & Specialty Care Adm, for one-time costs;
- (d) HHSC is appropriated \$1,184,858 from General Revenue Funds and \$301,790 from Federal Funds for fiscal year 2024 and \$1,145,042 from General Revenue Funds and \$291,647 from Federal Funds for fiscal year 2025 in Strategy L.1.1, HHS System Supports, for one-time costs;
- (e) HHSC is appropriated \$4,923,962 from General Revenue Funds and \$980,584 from Federal Funds for fiscal year 2024 and \$4,170,698 from General Revenue Funds and \$841,934 from Federal Funds for fiscal year 2025 in Strategy L.1.2, IT Oversight & Program Support, for one-time costs;
- (f) HHSC is appropriated \$1,808,158 from General Revenue Funds and \$454,728 from Federal Funds for fiscal year 2024 and \$1,724,798 from General Revenue Funds and \$433,998 from Federal Funds for fiscal year 2025 in Strategy L.2.1, Central Program Support, for one-time costs;

CONTINGENCY AND OTHER PROVISIONS

(Continued)

- (g) Capital budget authority for HHSC is increased by \$5,290,846 for fiscal year 2024 and \$4,437,391 for fiscal year 2025 for one-time costs;
- (h) The “Number of Full-Time Equivalents” for HHSC is increased by 43.8 in fiscal year 2024 and 43.8 in fiscal year 2025 for one-time costs; and
- (i) All powers, duties, functions, programs, employees, administrative support services, contracts, property, records, and other resources necessary to comply with the provisions of the legislation are transferred from DFPS to HHSC on September 1, 2024.

This includes all funding, corresponding full-time equivalents, and performance measures in DFPS Goal C, Prevention Programs, and the Chief Well-Being Officer in DFPS Strategy E.1.1, Central Administration, excluding the Runaway Youth Hotline.

- (j) Funding and corresponding full-time equivalents for the Runaway Youth Hotline at DFPS are transferred from DFPS Goal C, Prevention Programs, to DFPS Strategy A.1.1, Statewide Intake Services, on September 1, 2024.

Sec. 18.40. Contingency for Senate Bill 26.² Contingent on enactment of Senate Bill 26, or similar legislation relating to local mental health authority and local behavioral health authority audits and mental and behavioral health reporting, services, and programs, by the Eighty-eighth Legislature, Regular Session, 2023, the following adjustments are made to implement the provisions of the legislation:

- (a) The Health and Human Services Commission (HHSC) is appropriated \$3,384,287 from General Revenue Funds and \$119,955 from Federal Funds for fiscal year 2024 and \$8,866,588 from General Revenue Funds and \$327,150 from Federal Funds for fiscal year 2025 in Strategy D.2.7, Community Behavioral Health Adm;
- (b) HHSC is appropriated \$632,995 from General Revenue Funds and \$359,360 from Federal Funds for fiscal year 2024 and \$594,941 from General Revenue Funds and \$351,125 from Federal Funds for fiscal year 2025 in Strategy K.1.1, Office of Inspector General;
- (c) Capital budget authority for HHSC is increased by \$3,300,000 for fiscal year 2024 and \$9,000,000 for fiscal year 2025; and
- (d) The “Number of Full-Time Equivalents” for HHSC is increased by 11.0 in fiscal year 2024 and 11.0 in fiscal year 2025.

Sec. 18.41. Contingency for Senate Bill 49.² Contingent upon the enactment of Senate Bill 49, or similar legislation relating to crime victims’ compensation, by the Eighty-eighth Legislature, Regular Session, the Office of the Attorney General is appropriated \$1,256,635 for fiscal year 2024 and \$1,671,555 for fiscal year 2025 from General Revenue - Dedicated Compensation to Victims of Crime Account No. 0469 to Strategy C.1.1, Crime Victims’ Compensation, and the “Number of Full-Time-Equivalents (FTE)” indicated in the bill pattern is increased by 4.0 in each fiscal year to implement the provisions of the legislation.

Sec. 18.42. Contingency for Senate Bill 224.² Contingent on enactment of Senate Bill 224, or similar legislation relating to catalytic converters, including criminal conduct involving catalytic converters, by the Eighty-eighth Legislature, Regular Session, in addition to amounts appropriated elsewhere in this Act, the Department of Motor Vehicles is appropriated in Strategy B.2.1, Motor Vehicle Crime Prevention, \$314,983 in fiscal year 2024 and \$279,386 in fiscal year 2025 from General Revenue and the “Number of Full-Time-Equivalents (FTE)” in the agency’s bill pattern is increased by 4.0 FTEs in each fiscal year of the 2024-25 biennium to implement the provisions of the legislation.

Also contingent on enactment of Senate Bill 224 or similar legislation by the Eighty-eighth Legislature, Regular Session, fees collected in excess of the Comptroller of Public Accounts’ Biennial Revenue Estimate (Revenue Object 3206) pursuant to Transportation Code, Section 1006.153, from \$1 out of each fee collected and deposited to the General Revenue Fund and dedicated for the purposes of coordinated regulatory and law enforcement activities intended to detect and prevent catalytic converter theft in this state pursuant to Transportation Code, Section 1006.153(e), as amended by the legislation, (estimated to be \$24,352,279 in fiscal year 2024 and \$30,099,417 in fiscal year 2025) are appropriated to the Department of Motor Vehicles in Strategy B.2.1, Motor Vehicle Crime Prevention.

CONTINGENCY AND OTHER PROVISIONS (Continued)

Any unobligated or unexpended balances of these appropriations remaining as of August 31, 2024, are appropriated in the fiscal year beginning September 1, 2024, for the same purpose.

Sec. 18.43. Contingency for Senate Bill 267.⁵ Contingent on enactment of Senate Bill 267, or similar legislation relating to law enforcement agency accreditation, including a grant program to assist agencies in becoming accredited, by the Eighty-eighth Legislature, Regular Session, the Fiscal Programs - Comptroller of Public Accounts is appropriated \$24,540,000 in fiscal year 2024 in General Revenue to implement the provisions of the legislation. Any unexpended or unobligated balances remaining as of August 31, 2024 are appropriated for the same purposes for the fiscal year beginning September 1, 2024.

Sec. 18.44. Contingency for Senate Bill 505.² Contingent on enactment of Senate Bill 505, or similar legislation relating to imposing an additional fee for the registration of an electric vehicle, by the Eighty-eighth Legislature, Regular Session, the Department of Motor Vehicles is appropriated \$214,440 in fiscal year 2024 out of the Texas Department of Motor Vehicles Fund to implement the provisions of the legislation.

Sec. 18.45. Contingency for Senate Bill 515.³ Contingent on enactment of Senate Bill 515, or similar legislation relating to investigations of child abuse and neglect and the procedures for adding names to or removing names from the central registry of child abuse and neglect, by the Eighty-eighth Legislature, Regular Session, the Department of Family and Protective Services is appropriated \$1,365,172 from General Revenue Funds and \$61,457 from Federal Funds for fiscal year 2024 and \$1,068,257 from General Revenue Funds and \$39,957 from Federal Funds for fiscal year 2025 and the "Number of Full-time Equivalents" is increased by 13.0 each fiscal year to implement the provisions of the legislation. Capital budget authority is increased by \$295,971 for fiscal year 2024 and \$30,041 for fiscal year 2025. The Health and Human Services Commission is appropriated \$206,777 from General Revenue Funds for fiscal year 2024 and the "Number of Full-time Equivalents" is increased by 1.0 for fiscal year 2024. Capital budget authority is increased by \$206,777 for fiscal year 2024.

Sec. 18.46. Contingency for Senate Bill 593.² Contingent on enactment of Senate Bill 593, or similar legislation relating to an independent assessment of the Health and Human Services Commission's and the Department of Family and Protective Services' rules, minimum standards, and contract requirements that apply to certain residential child-care provider, by the Eighty-eighth Legislature, Regular Session, 2023, the Health and Human Services Commission is appropriated \$1,025,050 for fiscal year 2024 from General Revenue Funds in Strategy H.2.1, Child Care Regulation, to implement the provisions of the legislation.

Sec. 18.47. Contingency for Senate Bill 989.² Contingent on enactment of Senate Bill 989, or similar legislation relating to health benefit plan coverage for certain biomarker testing, by the Eighty-eighth Legislature, Regular Session, 2023, the Health and Human Services Commission is appropriated \$2,714,348 in fiscal year 2025 from General Revenue and \$4,050,382 in fiscal year 2025 from Federal Funds in Strategy A.1.5, Children, and \$144,387 in fiscal year 2025 from General Revenue and \$369,673 in fiscal year 2025 from Federal Funds in Strategy C.1.1, CHIP, to implement the provisions of the legislation.

Sec. 18.48. Contingency for Senate Bill 1001.² Contingent on enactment of Senate Bill 1001, or similar legislation relating to the regulation of electric vehicle supply equipment; requiring an occupational registration; authorizing fees; authorizing an administrative penalty, by the Eighty-Eighth Legislature, Regular Session, the Texas Department of Licensing and Regulation is appropriated \$284,761 for fiscal year 2025 from General Revenue to implement the provisions of the legislation. In addition, the "Number of Full-Time Equivalents" (FTE) in the agency's bill pattern is increased by 4.5 FTEs in fiscal year 2025.

Sec. 18.49. Contingency for Senate Bill 1002.² Contingent on enactment of Senate Bill 1002, or similar legislation relating to the operation of public electric vehicle charging stations by the Eighty-Eighth Legislature, Regular Session, the Public Utility Commission of Texas is appropriated \$244,525 each fiscal year from General Revenue. In addition, the "Number of Full-Time-Equivalents (FTEs)" in the agency's bill pattern is increased by 3.0 FTEs each fiscal year to implement the provisions of the legislation.

Sec. 18.50. Contingency for Senate Bill 1039.³ Contingent on enactment of SB 1039, or similar legislation relating to the auditing of election irregularities, by the 88th Legislature, Regular Session, the Secretary of State is appropriated \$461,985 for fiscal year 2024 and \$400,983 for fiscal year 2025,

CONTINGENCY AND OTHER PROVISIONS

(Continued)

in General Revenue Funds to Strategy B.1.1, Election Administration, to implement the provisions of the legislation. In addition, the “Number of Full-Time-Equivalents (FTE)” indicated in the agency’s bill pattern is increased by 6.0 in each fiscal year.

Sec. 18.51. Contingency for Senate Bill 1047.² Contingent on the enactment of Senate Bill 1047, or similar legislation relating to funding and activities of the Texas Produced Water Consortium, by the Eighty-Eight Legislature, Regular Session, Texas Tech University is appropriated \$2,500,000 in each fiscal year of the biennium from General Revenue to implement provisions of the legislation.

Sec. 18.52. Contingency for Senate Bill 1055.² Contingent on enactment of Senate Bill 1055, or similar legislation relating to the creation of a new university in Nacogdoches, Texas, within The University of Texas System and abolishing Stephen F. Austin State University, by the Eighty-eighth Legislature, Regular Session:

- (a) Upon abolishment, all appropriations made directly to or for the benefit of Stephen F. Austin State University are transferred to Stephen F. Austin State University, a member of The University of Texas System.
- (b) Upon abolishment, all riders and the number of Full-time Equivalent Employees - Appropriated Funds in the Stephen F. Austin State University bill pattern shall apply to Stephen F. Austin State University, a member of The University of Texas System except for any provisions relating to the Stephen F. Austin State University governing board.
- (c) Upon abolishment, funds appropriated in the Higher Education Group Insurance bill pattern to Stephen F. Austin State University are transferred to Stephen F. Austin State University, a member of The University of Texas System and shall be treated as if the funds were appropriated to a University of Texas System institution for purposes of all provisions within the bill pattern.
- (d) Upon abolishment, The University of Texas System and the State Office of Risk Management shall make and each adopt a memorandum of understanding or interagency contract that coordinates each entity’s duties and obligations respecting the handling of workers’ compensation claims.
- (e) Upon abolishment, all General Revenue and Local Funds appropriation balances and encumbered amounts, including from allocations of General Revenue Funds to Stephen F. Austin State University pursuant to Article VII, Section 17(a) of the Texas Constitution (Higher Education Funds), held by the Comptroller of Public Accounts for the benefit of Stephen F. Austin State University will be transferred to Stephen F. Austin State University, a member of The University of Texas System.
- (f) For purposes of Special Provisions Relating Only to State Agencies of Higher Education, Section 3, Paragraph 1, Stephen F. Austin State University, a member of The University of Texas System shall be included as a “general academic institution.”

Sec. 18.53. Contingency for Senate Bill 1140.³ Contingent on enactment of Senate Bill 1140, or similar legislation relating to the adequacy and effectiveness of managed care plan networks, by the Eighty-eighth Legislature, Regular Session:

- (a) the Department of Insurance is appropriated \$57,944 in fiscal year 2024 and \$49,656 in fiscal year 2025 in General Revenue-Dedicated Texas Department of Insurance Operating Fund Account No. 36 funding in Strategy B.2.2, Efficiently Regulate L&H Rates, Forms, and Networks; and \$202,235 in fiscal year 2024 and \$201,671 in fiscal year 2025 in General Revenue-Dedicated Texas Department of Insurance Operating Fund Account No. 36 funding in Strategy B.3.1, Review Compliance and Bring Enforcement Actions as Needed. In addition, the number of FTEs in the agency’s bill pattern is increased by 3.0 FTEs each fiscal year; and
- (b) the following adjustments are made to the bill pattern of the Office of Public Insurance Council:
 - (1) in the bill pattern of the Office of Public Insurance Counsel, create a new strategy, D.1.1, Network Adequacy;
 - (2) the Office of Public Insurance Counsel is appropriated \$1,732,967 in fiscal year 2024 and \$834,178 in fiscal year 2025 from General Revenue in Strategy D.1.1, Network Adequacy. In addition, the number of FTEs in the agency’s bill pattern is increased by 9.0 FTEs each fiscal year.

CONTINGENCY AND OTHER PROVISIONS

(Continued)

Sec. 18.54. Contingency for Senate Bill 1237.² Contingent on enactment of Senate Bill 1237, or similar legislation relating to compensation and leave for certain security officers or investigators commissioned as peace officers by the Comptroller, by the Eighty-eighth Legislature, Regular Session, the Comptroller of Public Accounts is appropriated \$697,666 for each fiscal year from General Revenue to implement the provisions of the legislation.

Sec. 18.55. Contingency for Senate Bill 1269.³ Contingent on enactment of Senate Bill 1269, or similar legislation relating to admissibility and disclosure of certain evidence in a suit affecting the parent-child relationship filed by the Department of Family and Protective Services, by the Eighty-eighth Legislature, Regular Session, the Department of Family and Protective Services is appropriated \$376,015 from General Revenue Funds, and \$32,697 from Federal Funds for fiscal year 2024 and \$350,570 from General Revenue Funds and \$30,484 from Federal Funds for fiscal year 2025 and the "Number of Full-time Equivalents" is increased by 6.0 each fiscal year to implement the provisions of the legislation.

Sec. 18.56. Contingency for Senate Bill 1340.² Contingent on enactment of Senate Bill 1340, or similar legislation relating to the local development agreement database maintained by the Comptroller, by the Eighty-eighth Legislature, Regular Session, the Comptroller of Public Accounts is appropriated \$1,152,000 for fiscal year 2024 from General Revenue in Strategy A.3.1, Taxpayer Information, to implement the provisions of the legislation. Any unexpended balances remaining at the end of fiscal year 2024 are appropriated for the same purpose for fiscal year 2025.

Sec. 18.57. Contingency for Senate Bill 1397.² Contingent on enactment of Senate Bill 1397, or similar legislation relating to the continuation and functions of the Texas Commission on Environmental Quality, by the Eighty-eighth Legislature, Regular Session, the Texas Commission on Environmental Quality is appropriated \$862,528 in fiscal year 2024 and \$352,078 in fiscal year 2025 from General Revenue-Dedicated Clean Air Account No. 151; \$1,122,534 in fiscal year 2024 and \$594,384 in fiscal year 2025 from General Revenue-Dedicated Water Resource Management Account No. 153; \$1,267,994 in fiscal year 2024 and \$865,264 in fiscal year 2025 from General Revenue-Dedicated Waste Management Account No. 549; and \$542,798 in fiscal year 2024 and \$366,648 in fiscal year 2025 from General Revenue-Dedicated Petroleum Storage Tank Remediation Account No. 655 and the "Number of Full-time Equivalents (FTE)" in the agency's bill pattern is increased by 28.0 in each fiscal year of the 2024-25 biennium to implement the provisions of the legislation. In addition, the agency's capital budget authority is increased by \$237,120 in fiscal year 2024.

Sec. 18.58. Contingency for Senate Bill 1401.² Contingent upon the enactment of Senate Bill 1401, or similar legislation relating to the rights of victims of sexual assault and to certain procedures and reimbursements occurring with respect to a sexual assault or other sex offense, by the Eighty-eighth Legislature, Regular Session, the Office of the Attorney General is appropriated \$1,440,071 for fiscal year 2024 and \$1,263,196 for fiscal year 2025 from General Revenue-Dedicated Compensation to Victims of Crime Account 469 to Strategy C.1.1, Crime Victims' Compensation, to implement the provisions of the legislation.

Sec. 18.59. Contingency for Senate Bill 1414.² Contingent on enactment of Senate Bill 1414, or similar legislation relating to the temporary regulation of the practice of veterinary medicine by the Texas Department of Licensing and Regulation, by the Eighty-Eighth Legislature, Regular Session, notwithstanding Article VIII, Special Provisions Relating to all Regulatory Agencies, Sec 2, Appropriations Limited to Revenue Collections, located elsewhere in this Act; the Texas Department of Licensing and Regulation is appropriated \$1,027,296 for fiscal year 2024 and \$943,221 for fiscal year 2025 to implement the provisions of the legislation and the "Number of Full-Time Equivalents" (FTE) in the agency's bill pattern is increased by 9.0 FTEs each fiscal year.

Sec. 18.60. Contingency for Senate Bill 1445.² Contingent on enactment of Senate Bill 1445, or similar legislation relating to the continuation and functions of the Texas Commission on Law Enforcement, by the Eighty-Eighth Legislature, Regular Session, the Texas Commission on Law Enforcement is appropriated \$2,516,951 for fiscal year 2024 and \$2,154,222 in fiscal year 2025 from General Revenue and 19.0 FTEs each fiscal year to implement the provisions of the legislation.

Sec. 18.61. Contingency for Senate Bill 1500.² Contingent on the enactment of Senate Bill 1500 by the Eighty-eighth Legislature, Regular Session, 2023, or similar legislation requiring the Texas A&M Transportation Institute to conduct a study on waterborne commerce economics of navigation districts in the state, the institute is appropriated \$531,500 in fiscal year 2024 and \$132,500 in fiscal year 2025 out of the General Revenue Fund to implement the provisions of the legislation.

CONTINGENCY AND OTHER PROVISIONS

(Continued)

Sec. 18.62. Contingency for Senate Bill 1518.² Contingent on enactment of Senate Bill 1518, or similar legislation relating to the establishment of a terrorist offender registry and to the supervision of those terrorist offenders, the Department of Public Safety shall use funds appropriated elsewhere in this Act to implement the provisions of the legislation.

Sec. 18.63. Contingency for Senate Bill 1677.² Contingent on enactment of Senate Bill 1677, or similar legislation relating to the establishment and administration of Health and Human Services Commission programs providing mental health services to certain individuals in this state, by the Eighty-eighth Legislature, Regular Session, the Health and Human Services Commission is appropriated \$1,500,000 for fiscal year 2024 from General Revenue Funds and \$1,500,000 for fiscal year 2025 from General Revenue Funds to implement the provisions of the legislation.

Sec. 18.64. Contingency for Senate Bill 1698.³ Contingent on enactment of Senate Bill 1698, or similar legislation relating to peace officers commissioned by the Health and Human Services Commission's Office of Inspector General, by the Eighty-eighth Legislature, Regular Session, 2023, the Health and Human Services Commission is appropriated \$1,528,078 from General Revenue Funds and \$175,655 from Federal Funds in each fiscal year of the biennium in Strategy K.1.1, Office of the Inspector General, to implement the provisions of the legislation.

Sec. 18.65. Contingency for Senate Bill 1727 or House Bill 1520.² Contingent on enactment of Senate Bill 1727 or House Bill 1520, or similar legislation relating to the continuation and functions of the Texas Juvenile Justice Department, the functions of the office of independent ombudsman for the Texas Juvenile Justice Department, and the powers and duties of the office of inspector general of the Texas Juvenile Justice Department, by the Eighty-eighth Legislature, Regular Session, the Texas Juvenile Justice Department shall use funds appropriated elsewhere in this Act, to implement the provisions of the legislation.

Sec. 18.66. Contingency for SB 1807.³ Contingent on enactment of SB 1807, or similar legislation relating to unlawful altering of election procedures, by the 88th Legislature, Regular Session, the Secretary of State is appropriated \$533,560 for fiscal year 2024 and \$482,725 for fiscal year 2025, from General Revenue to Strategy B.1.1, Elections Administration, to implement the provisions of the legislation. In addition, the "Number of Full-Time-Equivalents (FTE)" indicated in the agency's bill pattern is increased by 5.0 in each fiscal year.

Sec. 18.67. Contingency for Senate Bill 1849.² Contingent on enactment of Senate Bill 1849, or similar legislation relating to an interagency reportable conduct search engine, by the Eighty-eighth Legislature, Regular Session, the Department of Information Resources (DIR) is appropriated \$8,000,000 for fiscal year 2024 from General Revenue to implement the provisions of the bill. DIR shall coordinate with the Department of Family and Protective Services, the Health and Human Services Commission, the Texas Education Agency, and the Texas Juvenile Justice Department to develop a workplan to implement a reportable conduct search engine that interfaces with information technology (IT) systems utilized by the agencies listed in this rider. Upon completion of the workplan, DIR shall transfer to the agencies listed, out of appropriations in this rider, amounts necessary to defray IT costs associated with the development and implementation of the search engine, and any other associated project costs. The capital budget authority of each agency to which appropriations are transferred pursuant to this rider are increased to the extent needed to implement the provisions of the legislation. The increase in capital budget authority shall not exceed the amount of the transfer made to an agency pursuant to this rider. Any unobligated or unexpended balances remaining as of August 31, 2024, are appropriated for the fiscal year beginning September 1, 2024 for the same purpose.

Sec. 18.68. Contingency for Senate Bill 1852.² Contingent on the enactment of Senate Bill 1852 or similar legislation relating to active shooter training for peace officers by the Eighty-eighth Legislature, Regular Session, Texas State University is appropriated \$3,500,000 in General Revenue in fiscal year 2024 and \$3,500,000 in General Revenue in fiscal year 2025 to implement the provisions of the legislation. In addition, the "Number of Full-Time Equivalents" (FTE) in the university's bill pattern is increased by 10.0 FTEs in fiscal year 2024 and 2025.

Sec. 18.69. Contingency for Senate Bill 1853.³ Contingent on enactment of Senate Bill 1853, or similar legislation relating to certain procedures in a suit affecting the parent-child relationship for a child placed in the conservatorship of the Department of Family and Protective Services and the provision of community-based foster care, by the Eighty-eighth Legislature, Regular Session, the Department of Family and Protective Services is appropriated \$1,212,317 from General Revenue Funds and \$98,573 from Federal Funds for fiscal year 2024 and \$202,212 from General Revenue Funds and

CONTINGENCY AND OTHER PROVISIONS

(Continued)

\$17,834 from Federal Funds for fiscal year 2025 and the “Number of Full-time Equivalents” is increased by 1.0 each fiscal year to implement the provisions of the legislation. Capital budget authority is increased by \$1,208,403 for fiscal year 2024 and \$122,653 for fiscal year 2025.

Sec. 18.70. Contingency for Senate Bill 1933.² Contingent on enactment of SB 1933, or similar legislation relating to the administrative oversight of county election activities, by the 88th Legislature, Regular Session, the Secretary of State is appropriated \$1,344,417 for fiscal year 2024 and \$1,271,153 for fiscal year 2025, in General Revenue Funds to Strategy B.1.1, Election Administration, to implement the provisions of the legislation. In addition, the “Number of Full-Time-Equivalents (FTE)” indicated in the agency’s bill pattern is increased by 12.0 in each fiscal year.

Sec. 18.71. Contingency for Senate Bill 2040.² Contingent on the enactment of Senate Bill 2040 or similar legislation relating to the continuation and transfer of the regulation of willed body programs to the Texas Funeral Service Commission, the regulation of willed body programs and non-transplant anatomical donation organization, and the creation of the State Anatomical Advisory Committee by the Eighty-Eighth Legislature, Regular Session, all funds that were collected by the State Anatomical Board, including an estimated balance of \$548,864 in General Revenue, and its estimated revenue of \$398,478 in fiscal year 2024 and \$398,478 in fiscal year 2025, are appropriated to the Texas Funeral Service Commission for the cost of related program operations. In addition, the Texas Funeral Service Commission full-time equivalents are increased by 4.0 in each fiscal year.

Sec. 18.72. Contingency for Senate Bill 2310.² Contingent on enactment of Senate Bill 2310, or similar legislation, relating to longevity pay for certain prosecutors, by the Eighty-eighth Legislature, Regular Session, the Comptroller of Public Accounts, Judiciary Section is appropriated \$370,000 for fiscal year 2024 and \$396,000 for fiscal year 2025 from General Revenue to implement the provisions of the legislation.

Sec. 18.73. Contingency for Senate Bill 2497.³ Contingent on enactment of Senate Bill 2497, or similar legislation relating to the bilingual education allotment, by the Eighty-eighth Legislature, Regular Session, the Texas Education Agency shall use funds appropriated in Strategy A.1.1, Foundation School Program - Equalized Operations, Strategy B.3.2 Agency Operations, and Strategy B.3.4 Information Systems-Technology to implement the provisions of the legislation.

Sec. 18.74. Contingency for Senate Bill 2612 or House Bill 5417.² Contingent upon enactment of Senate Bill 2612, House Bill 5417, or similar legislation relating to the commissioning by the General Land Office of certain Alamo complex rangers as peace officers, by the Eighty-eighth Legislature, Regular Session, the General Land Office and Veterans’ Land Board shall use funds appropriated to the agency elsewhere in this Act from General Revenue Dedicated Alamo Complex Account No. 5152 to implement the provisions of the legislation.

Sec. 18.75. Contingency for Senate Bill 2627.² Contingent on enactment of Senate Bill 2627 or similar legislation relating to the funding mechanisms to support the construction, maintenance, and modernization of dispatchable electric generating facilities, by the Eighty-Eighth Legislature, Regular Session:

- (a) the Public Utility Commission of Texas is appropriated \$557,025 in fiscal year 2024 and \$557,025 in fiscal year 2025 from General Revenue. In addition, the “Number of Full-Time-Equivalents (FTEs)” in the agency’s bill pattern is increased by 7.0 FTEs in fiscal years 2024 and 2025 to implement the provisions of the legislation,
- (b) the Comptroller of Public Accounts is directed to transfer \$5,000,000,000 from the General Revenue Fund to the Texas Energy Fund, and
- (c) \$5,000,000,000 is appropriated from the Texas Energy Fund to the Public Utilities Commission to implement the provisions of the bill during the 2024-25 biennium.

Sec. 18.76. Contingency for Senate Joint Resolution 81.³ Contingent on the enactment of Senate Joint Resolution 81 by the 88th Legislature, Regular Session, 2023, or similar legislation, and after approval of the constitutional amendment by the voters:

- (a) Appropriate \$1,050,000,000 in General Revenue Funds to the Comptroller of Public Accounts, for distribution to the permanent fund on January 1, 2024; and
- (b) Create a new bill pattern for the Available Instruction in Manufacturing and Technical Workforce Operations Fund and in relevant strategies, increase funding by an amount of Other Funds the

CONTINGENCY AND OTHER PROVISIONS

(Continued)

Comptroller determines to be available for distribution from the Permanent Instruction in Manufacturing and Technical Workforce Operations Fund in fiscal year 2024 and fiscal year 2025, in accordance with a distribution policy to be adopted by the Comptroller. Add the following riders to the bill pattern:

1. Texas State Technical College System Share. There is appropriated to the board of regents of the Texas State Technical College System for the biennium ending August 31, 2025, upon request of the system to the Comptroller of Public Accounts, that portion of the Available Instruction in Manufacturing and Technical Workforce Operations Fund apportioned to it by Article VII, Section 23(j) of the Texas Constitution, together with interest and any balance in any account established within the available fund by the system for any previous fiscal year.

2. Texas State University System Share. There is appropriated to the board of regents of the Texas State University System for the biennium ending August 31, 2025, upon request of the system to the Comptroller of Public Accounts, that portion of the Available Instruction in Manufacturing and Technical Workforce Operations Fund apportioned to it by Article VII, Section 23(j) of the Texas Constitution, together with interest and any balance in any account established within the available fund by the system for any previous fiscal year.

3. Reporting. The Texas State Technical College System and the Texas State University System shall report to the Legislature and the Governor no later than December 1 of each year, beginning December 1, 2024, the uses of the Available Instruction in Manufacturing and Technical Workforce Operations Fund for each system component for the two previous fiscal years, the current fiscal year, and two future fiscal years (projected). Each report shall contain detailed information on the following:

- (1) debt service allocations, by component;
- (2) bond proceeds allocations, by component;
- (3) available fund allocations, by component, and their purposes;
- (4) available fund income, interest, beginning- and end-of-year balances; and
- (5) the rationale used by the respective boards to distribute the available funds.

4. Appropriation: Unexpended Balances. Any unobligated and unexpended balances as of August 31, 2023, in Available Instruction in Manufacturing and Technical Workforce Operations Fund appropriations apportioned to the Texas State Technical College System or Texas State University System are appropriated for the same purpose for the fiscal year beginning September 1, 2023. Any unobligated and unexpended balances as of August 31, 2024, in Available Instruction in Manufacturing and Technical Workforce Operations Fund appropriations apportioned to the Texas State Technical College System or Texas State University System are appropriated for the same purpose for the fiscal year beginning September 1, 2024.

Sec. 18.77. Contingent Appropriations of All Unexpended Balances Remaining from Senate Bill 30.² Contingent upon the enactment of Senate Bill 30 or similar legislation relating to making supplemental appropriations and reductions in appropriations and giving direction and adjustment authority regarding appropriations by the Eighty-eighth Legislature, Regular Session:

- (a) All unexpended and unobligated balances remaining as of the second anniversary of the effective date of Senate Bill 30, Acts of the 88th Legislature, Regular Session, 2023 (the Supplemental Appropriations Act) from all appropriations made by that Act, from all funds or sources and for all purposes as stated by that Act (estimated to be \$0), are appropriated for those same purposes and from those same funds for the period beginning on the second anniversary of the effective date of that Act until August 31, 2025.
- (b) All capital budget authority provided by Senate Bill 30, Acts of the 88th Legislature, Regular Session, 2023 (the Supplemental Appropriations Act) for the appropriations made by Subdivision (1) of this section is extended for the period beginning on the second anniversary of the effective date of that Act until August 31, 2025.

CONTINGENCY AND OTHER PROVISIONS
(Continued)

Sec. 18.78. Contingency for Public Education Funding.

- (a) The following is an informational listing of appropriations made in this rider and elsewhere in this Act to provide additional funding for education in prekindergarten through grade 12:

(in millions)	2024-25
Amounts appropriated in this rider:	
FSP Formula Funding Increases and Teacher Compensation (incl. TRS)	\$3,996.7
School Choice	\$500.0
Virtual Education	\$49.4
Amounts appropriated elsewhere in this Act:	
Curriculum	\$500.0
School Safety	\$300.0
TRS Active Care	\$588.5
Increase in Golden Penny Yield	\$2,366.7
Increase in New Instructional Facilities Allotment	\$60.0
Instructional Materials	\$307.0
GR Totals	\$8,668.3

- (b) Included in amounts appropriated elsewhere in this Act to the Texas Education Agency (TEA) and contingent on enactment of legislation relating to instructional materials and technology, by the Eighty-eighth Legislature, is \$500,000,000 from General Revenue for the 2024-25 biennium to implement the provisions of the legislation.²
- (c) Included in amounts appropriated elsewhere in this Act to TEA and contingent on enactment of legislation relating to ensuring safety and security in public schools, by the Eighty-eighth Legislature, is \$300,000,000 from General Revenue for the 2024-25 biennium to implement the provisions of the legislation.²
- (d) In addition to amounts appropriated elsewhere in this Act, and contingent on enactment of legislation relating to financial and other assistance to public school educators and/or the public school finance system by the Eighty-eighth Legislature, TEA is appropriated \$3,910,600,000 from General Revenue for the 2024-25 biennium and the Teacher Retirement System (TRS) is appropriated \$86,100,000 from General Revenue for the 2024-25 biennium to implement the provisions of the legislation.⁶
- (e) In addition to amounts appropriated elsewhere in this Act and contingent on enactment of legislation relating to parental rights and the establishment of an education savings account, by the Eighty-eighth Legislature, TEA is appropriated \$2,700,000 from General Revenue for the 2024-25 biennium and the Comptroller of Public Accounts (CPA) - Fiscal Programs is appropriated \$497,300,000 from General Revenue for the 2024-25 biennium to implement the provisions of the legislation.⁶
- (f) In addition to amounts appropriated elsewhere in this Act and contingent on enactment of legislation relating to virtual education in public schools, by the Eighty-eighth Legislature, TEA is appropriated \$49,400,000 from General Revenue for the 2024-25 biennium to implement the provisions of the legislation.⁶
- (g) Contingent on enactment of any of the above legislation in Subsections (b) - (f), and notwithstanding Rider 24, Limitation on the Transfer and Use of Funds, TEA may transfer amounts from the Foundation School Program to non-Foundation School Program strategies and administrative strategies within the agency's bill pattern upon approval by the Legislative Budget Board (LBB) to implement the provisions of the legislation. The agency shall provide to the LBB information about the request and how it serves to implement the provisions of the legislation. A request by TEA to transfer funds under this Subsection (g) of this rider shall be considered to be approved unless the LBB issues a written disapproval within 15 business days after the date the LBB staff concludes its review of the request and forwards the review to the Chair of the House Appropriations Committee, Chair of the Senate Finance Committee, Speaker of the House, and Lieutenant Governor. Any requests for additional information made by the LBB interrupt the counting of the 15 business days.

CONTINGENCY AND OTHER PROVISIONS

(Continued)

- (h) Contingent on enactment of any of the above legislation, if the LBB determines that funds appropriated above and elsewhere in this Act exceed the amounts necessary to implement the legislation, the LBB may:
 - (1) instruct the CPA to reduce appropriations made by this rider and elsewhere in this Act to the level determined to be required by the LBB; or
 - (2) if the LBB determines that funds appropriated in this rider and elsewhere in this Act are insufficient to implement other legislation for which funds are appropriated in this rider and elsewhere in this Act, the LBB may instruct the CPA to transfer the excess funds identified as provided by this Subsection (h) of this rider to implement the legislation with insufficient funding, up to the amount determined by the LBB to be necessary to implement the legislation with insufficient funding. Appropriations may be transferred between agency strategies and between agencies.
- (i) Included in amounts appropriated in TEA Rider 3, Foundation School Program Funding, are corresponding adjustments to implement Subsections (b) - (c) of this rider. Contingent on enactment of any of the above legislation in Subsections (d) - (f), any corresponding elements in the TEA Rider 2, Capital Budget, TEA Rider 3, Foundation School Program Funding, and TEA Rider 8, Instructional Materials and Technology shall be adjusted accordingly. Included in amounts appropriated elsewhere in this Act are corresponding adjustments to capital budget authority for TEA to implement Subsections (b) - (c) of this rider. Contingent on enactment of any of the above legislation in Subsections (d) - (f), any corresponding capital budget authority shall be provided to CPA-Fiscal Programs as necessary to implement the legislation.²
- (j) Included in amounts appropriated elsewhere in this Act are corresponding adjustments to the limitation on full-time equivalents for TEA to implement Subsections (b) - (c) of this rider. Contingent on enactment of any of the above legislation in Subsections (d) - (f), the limitation on full-time equivalents for TEA and CPA-Fiscal Programs shall be adjusted accordingly.
- (k) Contingent on enactment of legislation relating to financial and other assistance to public school educators in Subsection (d), adjust the estimated appropriation amounts in the TRS Rider 4, State Contribution to Teacher Retirement Program, and Rider 5, State Contribution to Texas Public School Retired Employees Group Insurance Program, accordingly.
- (l) Any unexpended balances remaining as of August 31, 2024, are appropriated to fiscal year 2025 for the same purpose.

Sec. 18.79. Contingency for Senate Bill 3/Senate Joint Resolution 3.²

- (a) Out of amounts appropriated elsewhere in this Act to the Texas Education Agency (TEA) in Strategy A.1.1, an estimated \$2,839,300,000 for the 2024-25 biennium is appropriated from Foundation School Fund No. 193 for compression of district property tax rates due to district property value growth, pursuant to Education Code, Sections 48.2551 and 48.2552 (a) and (b).
- (b) Out of amounts appropriated elsewhere in this Act to TEA in Strategy A.1.1 and in addition to amounts in Subsection (a), an estimated \$2,465,900,000 for the 2024-25 biennium is appropriated from Foundation School Fund No. 193 to reduce the state compression percentage by 8.25 percent, due to state savings resulting from the limitation on district Maximum Compressed Rates during the prior biennium, pursuant to Education Code, Section 48.2552(c).
- (c) On September 1, 2023, the Comptroller of Public Accounts shall transfer from the General Revenue Fund into the Property Tax Relief Fund \$6,147,400,000. On September 1, 2024, the Comptroller of Public Accounts shall transfer from the General Revenue Fund into the Property Tax Relief Fund \$6,147,400,000.
- (d) Out of amounts transferred in Subsection (c), in addition to amounts appropriated elsewhere in this Act, TEA is appropriated \$12,294,800,000 from the Property Tax Relief Fund for the 2024-25 biennium to provide property tax relief, contingent on the enactment of SB 3 and SJR 3, or similar legislation relating to providing property tax relief through the public school finance system and proposing a constitutional amendment to except certain appropriations to pay for ad valorem tax relief from the constitutional limitation on the rate of growth of appropriations by the Eighty-eighth Legislature, and subsequent voter approval of the associated constitutional amendment proposed by the legislation.

CONTINGENCY AND OTHER PROVISIONS
(Continued)

- (e) It is the intent of the Legislature that any property tax relief directed by Subsection (d) shall be structured so as to not exceed the limit provided under Texas Constitution, Article VIII, Section 22, Limitation on the Rate of Growth of Appropriations.

¹ The appropriation or change directed by this provision has been incorporated in the applicable bill pattern of the agency or institution.

² Relevant legislation passed and was enacted. The appropriation or change directed by this provision has been incorporated in the applicable bill pattern of the agency or institution.

³ Relevant legislation failed to become law.

⁴ Modified to reflect technical correction. Amounts adjusted for each fiscal year.

⁵ Relevant legislation was vetoed by the Governor. See the Governor's Veto Proclamation.

⁶ No relevant legislation has been enacted as of the conclusion of the 88th Legislature, Fourth Called Session.

**RECAPITULATION - ARTICLE IX
GENERAL PROVISIONS
(General Revenue)**

	For the Years Ending	
	August 31, 2024	August 31, 2025
Contingency for Public Education Funding	<u>\$ 2,273,050,000</u>	<u>\$ 2,273,050,000</u>
TOTAL, ARTICLE IX - GENERAL PROVISIONS	<u>\$ 2,273,050,000</u>	<u>\$ 2,273,050,000</u>

ARTICLE X

THE LEGISLATURE

Sec. 1. The several sums of money herein specified, or so much thereby as may be necessary, are appropriated out of any funds in the State Treasury not otherwise appropriated, or out of special funds as indicated, for the support, maintenance, or improvement of the designated legislative agencies.

SENATE

	For the Years Ending	
	August 31, 2024	August 31, 2025
Method of Financing:		
General Revenue Fund	\$ 46,178,143	\$ 49,291,842
Total, Method of Financing	<u>\$ 46,178,143</u>	<u>\$ 49,291,842</u>

This bill pattern represents an estimated 100% of this agency's estimated total available funds for the biennium.

Items of Appropriation:

A. Goal: SENATE

A.1.1. Strategy: SENATE \$ 46,178,143 \$ 49,291,842

Grand Total, SENATE \$ 46,178,143 \$ 49,291,842

Estimated Allocations for Employee Benefits and Debt Service Appropriations Made Elsewhere in this Act:

Employee Benefits

Retirement	\$ 3,528,082	\$ 3,749,116
Group Insurance	6,288,940	6,462,845
Social Security	2,865,593	3,043,772
Benefits Replacement	<u>7,211</u>	<u>5,761</u>

Total, Estimated Allocations for Employee Benefits and Debt Service Appropriations Made Elsewhere in this Act \$ 12,689,826 \$ 13,261,494

- 1. Purposes for Which Appropriations May Be Expended.** Funds appropriated to the Senate may be expended for constitutionally authorized annual salaries for Members of the Senate and the Lieutenant Governor, per diem, other salaries and wages, consumable supplies and materials, current and recurring operating expenses, films, membership dues in any national or regional organization of legislative leaders, capital outlay, building repair and remodeling and other expenses of the Senate including interim expenses of the Eighty-eighth and Eighty-ninth Legislatures as may be authorized by law or by resolution.
- 2. Appropriation of Fees: Rental Space in Capitol Building.** The Senate shall charge a reasonable fee for rental of space within the State Capitol Building under its control and authority. Any fees so collected are appropriated for use by the Senate during the biennium covered by this Act.
- 3. Unexpended Balances.** Any unobligated and unexpended balances remaining as of August 31, 2023, from appropriations made to the Senate are appropriated to the Senate for the same purposes for the biennium beginning September 1, 2023.

Any unobligated and unexpended balances remaining as of August 31, 2024, from appropriations made to the Senate are appropriated for the same purposes for the fiscal year beginning September 1, 2024.

HOUSE OF REPRESENTATIVES

	For the Years Ending	
	August 31, 2024	August 31, 2025
Method of Financing:		
General Revenue Fund	\$ 54,440,411	\$ 60,678,336
Total, Method of Financing	\$ 54,440,411	\$ 60,678,336

This bill pattern represents an estimated 100% of this agency's estimated total available funds for the biennium.

Items of Appropriation:

A. Goal: HOUSE OF REPRESENTATIVES		
A.1.1. Strategy: HOUSE OF REPRESENTATIVES	\$ 54,440,411	\$ 60,678,336
Grand Total, HOUSE OF REPRESENTATIVES	\$ 54,440,411	\$ 60,678,336

Estimated Allocations for Employee Benefits and Debt Service Appropriations Made Elsewhere in this Act:

<u>Employee Benefits</u>		
Retirement	\$ 3,749,220	\$ 4,114,383
Group Insurance	9,439,355	9,701,927
Social Security	3,107,054	3,401,784
Benefits Replacement	7,600	6,073

Total, Estimated Allocations for Employee Benefits and Debt Service Appropriations Made Elsewhere in this Act	\$ 16,303,229	\$ 17,224,167
--	----------------------	----------------------

1. **Purposes For Which Appropriations May Be Expended.** Funds appropriated to the House of Representatives may be expended for Constitutionally authorized annual salaries for Members of the House of Representatives, per diem, other salaries and wages, consumable supplies and materials, current and recurring operating expenses, films, membership dues in the National Conference of State Legislatures and in any national or regional organization of legislative leaders, capital outlay, building repair and remodeling, and other expenses for the House of Representatives, including interim expenses of the Eighty-eighth and Eighty-ninth Legislatures as may be authorized by law or resolution.

2. **Appropriation of Fees: Rental Space in Capitol Building.** The House of Representatives shall charge a reasonable fee for rental of space within the State Capitol Building under its control and authority. Any fees so collected are appropriated for use by the House of Representatives during the biennium covered by this Act.

3. **Unexpended Balances.** Any unobligated and unexpended balances remaining as of August 31, 2023, from appropriations made to the House of Representatives are appropriated to the House of Representatives for the same purposes for the biennium beginning September 1, 2023.

Any unobligated and unexpended balances remaining as of August 31, 2024, from appropriations made to the House of Representatives are appropriated for the same purposes for the fiscal year beginning September 1, 2024.

LEGISLATIVE BUDGET BOARD

	For the Years Ending	
	August 31, 2024	August 31, 2025
Method of Financing:		
General Revenue Fund	\$ 15,576,718	\$ 16,399,811
Total, Method of Financing	\$ 15,576,718	\$ 16,399,811

This bill pattern represents an estimated 100% of this agency's estimated total available funds for the biennium.

LEGISLATIVE BUDGET BOARD

(Continued)

Items of Appropriation:

A. Goal: LEGISLATIVE BUDGET BOARD

A.1.1. Strategy: LEGISLATIVE BUDGET BOARD	\$ 15,576,718	\$ 16,399,811
--	---------------	---------------

Grand Total, LEGISLATIVE BUDGET BOARD	<u>\$ 15,576,718</u>	<u>\$ 16,399,811</u>
--	----------------------	----------------------

Estimated Allocations for Employee Benefits and Debt Service Appropriations Made Elsewhere in this Act:

Employee Benefits

Retirement	\$ 1,079,121	\$ 1,149,965
Group Insurance	1,633,742	1,679,321
Social Security	877,607	934,722
Benefits Replacement	<u>3,332</u>	<u>2,663</u>

Total, Estimated Allocations for Employee Benefits and Debt Service Appropriations Made Elsewhere in this Act	<u>\$ 3,593,802</u>	<u>\$ 3,766,671</u>
--	---------------------	---------------------

- 1. Purposes for Which Appropriations May Be Expended.** Amounts appropriated to the Legislative Budget Board shall be budgeted by said Board pursuant to Chapter 322, Government Code, and any amendments there to including the payment of travel expenses and registration fees incurred by Budget Board members or members of its staff in attending meetings on issues regarding federal-state relations, those problems affecting state or local governments, and meetings sponsored by the Council of State Governments or any of its affiliated organizations, and contributions incident to membership in national or regional organizations of state governments.

- 2. Unexpended Balance.** Any unobligated and unexpended balances remaining as of August 31, 2023, from appropriations made to the Legislative Budget Board are appropriated to the Legislative Budget Board for the same purposes for the biennium beginning September 1, 2023.

Any unobligated and unexpended balances remaining as of August 31, 2024, from appropriations made to the Legislative Budget Board are appropriated to the Legislative Budget Board for the same purposes for the fiscal year beginning September 1, 2024.

- 3. Texas School Performance Reviews.** In view of the cost savings and efficiency measures accruing to school districts from School Performance Reviews, the Legislative Budget Board may enter into interlocal cost sharing agreements with school districts where districts requesting review will be responsible for up to 25 percent of the cost of such performance reviews. The Legislative Budget Board shall be solely responsible for the terms and conditions of the contracts and administration of the program. However, any such cost sharing contracts shall include the school as a third party. The financial responsibility of such schools shall be a direct obligation of the school to pay the vendor upon approval of the work product by the Legislative Budget Board.

LEGISLATIVE COUNCIL

	For the Years Ending	
	August 31, 2024	August 31, 2025
Method of Financing:		
General Revenue Fund	\$ 46,995,778	\$ 52,322,235
Total, Method of Financing	<u>\$ 46,995,778</u>	<u>\$ 52,322,235</u>

This bill pattern represents an estimated 100% of this agency's estimated total available funds for the biennium.

Items of Appropriation:

A. Goal: LEGISLATIVE COUNCIL

A.1.1. Strategy: LEGISLATIVE COUNCIL	\$ 46,995,778	\$ 52,322,235
---	---------------	---------------

Grand Total, LEGISLATIVE COUNCIL	<u>\$ 46,995,778</u>	<u>\$ 52,322,235</u>
---	----------------------	----------------------

Estimated Allocations for Employee Benefits and Debt Service Appropriations Made Elsewhere in this Act:

Employee Benefits

Retirement	\$ 2,775,100	\$ 2,946,735
------------	--------------	--------------

LEGISLATIVE COUNCIL
(Continued)

Group Insurance	4,770,460	4,889,976
Social Security	2,230,772	2,368,954
Benefits Replacement	19,464	15,551

Total, Estimated Allocations for Employee Benefits and Debt Service Appropriations Made Elsewhere in this Act	\$ 9,795,796	\$ 10,221,216
--	---------------------	----------------------

1. Purposes for Which Appropriations May Be Expended. Funds appropriated to the Legislative Council may be expended for payment of salaries and other necessary expenses to carry out the council's statutory powers and duties (including those powers and duties provided by Chapters 301, 323, and 326, Government Code; §§531.203, 762.011, and 2053.004, Government Code; and §276.008, Election Code) and to carry out responsibilities assigned pursuant to legislative resolution. Out of the funds appropriated above:

- a. \$1,000,000 each shall be transferred annually to the Senate and the House of Representatives for printing costs;
- b. \$50,000 each shall be transferred annually to the Senate and House of Representatives for moving expenses; and
- c. Out of funds appropriated above, the Legislative Council shall transfer to the chamber of the Legislature for which the Council estimates it has spent or will spend less money on bill analysis services during the 2024-25 biennium, as compared to the other chamber, an amount of funds equal to the difference in the amounts estimated by the Council as spent or to be spent on bill analysis services for each chamber of the Legislature.

2. Unexpended Balances. Any unobligated and unexpended balances remaining as of August 31, 2023, from appropriations made to the Legislative Council are appropriated to the Legislative Council for the same purposes for the biennium beginning September 1, 2023.

Any unobligated and unexpended balances remaining as of August 31, 2024, from appropriations made to the Legislative Council are appropriated to the Legislative Council for the same purposes for the fiscal year beginning September 1, 2024.

3. Appropriation of Fees: Charges for Information Services. In addition to other amounts appropriated, there is appropriated to the Legislative Council for the fiscal years beginning September 1, 2023, and September 1, 2024, any amounts received as charges under §323.014(c), Government Code.

4. Transfers to Legislative Agencies. The Legislative Council may transfer amounts, as appropriate, to the Commission on Uniform State Laws and to legislative agencies as determined by the Lieutenant Governor and the Speaker of the House.

COMMISSION ON UNIFORM STATE LAWS

	For the Years Ending August 31, 2024	August 31, 2025
Method of Financing:		
General Revenue Fund	\$ 197,416	\$ 197,416
Total, Method of Financing	\$ 197,416	\$ 197,416

This bill pattern represents an estimated 100% of this agency's estimated total available funds for the biennium.

Items of Appropriation:

A. Goal: COMMISSION ON UNIFORM STATE LAWS		
A.1.1. Strategy: COMMISSION ON UNIFORM STATE LAWS	\$ 197,416	\$ 197,416
Grand Total, COMMISSION ON UNIFORM STATE LAWS	\$ 197,416	\$ 197,416

COMMISSION ON UNIFORM STATE LAWS
(Continued)

- 1. Purposes for Which Appropriations May Be Expended.** Funds appropriated to the Commission on Uniform State Laws may be expended for payment of the contribution by the State of Texas to the National Conference of Commissioners on Uniform State Laws and for payment of other necessary expenses of the commission in carrying out provisions of Chapter 762, Government Code, including the printing of the commission's report and travel expenses of members of the commission to attend the annual meeting of the National Conference of Commissioner's on Uniform State Laws and travel to the state capitol on commission business.
- 2. Unexpended Balances.** Any unobligated and unexpended balances remaining as of August 31, 2023, from appropriations made to the Commission on Uniform State Laws are appropriated to the Commission on Uniform State Laws for the same purposes for the biennium beginning September 1, 2023.

Any unobligated and unexpended balances remaining as of August 31, 2024, from appropriations made to the Commission on Uniform State Laws are appropriated to the Commission on Uniform State Laws for the same purposes for the fiscal year beginning September 1, 2024.

SUNSET ADVISORY COMMISSION

	For the Years Ending	
	August 31, 2024	August 31, 2025
Method of Financing:		
General Revenue Fund	\$ 2,810,665	\$ 2,929,310
Total, Method of Financing	\$ 2,810,665	\$ 2,929,310

This bill pattern represents an estimated 100% of this agency's estimated total available funds for the biennium.

Items of Appropriation:

A. Goal: SUNSET ADVISORY COMMISSION		
A.1.1. Strategy: SUNSET ADVISORY COMMISSION	\$ 2,810,665	\$ 2,929,310
Grand Total, SUNSET ADVISORY COMMISSION	\$ 2,810,665	\$ 2,929,310

Estimated Allocations for Employee Benefits and Debt Service Appropriations Made Elsewhere in this Act:

<u>Employee Benefits</u>		
Retirement	\$ 210,681	\$ 223,326
Group Insurance	302,512	309,999
Social Security	163,441	173,575
Benefits Replacement	656	524

Total, Estimated Allocations for Employee Benefits and Debt Service Appropriations Made Elsewhere in this Act	\$ 677,290	\$ 707,424
--	------------	------------

- 1. Unexpended Balances.** Any unobligated and unexpended balances remaining as of August 31, 2023, from appropriations made to the Sunset Advisory Commission are appropriated to the Sunset Advisory Commission for the same purposes for the biennium beginning September 1, 2023.

Any unobligated and unexpended balances remaining as of August 31, 2024, from appropriations made to the Sunset Advisory Commission are appropriated to the Sunset Advisory Commission for the same purposes for the fiscal year beginning September 1, 2024.

- 2. Appropriation to Sunset Advisory Commission Account.** The money that an entity is required by law to pay to the Sunset Advisory Commission to cover the costs the commission incurs in performing a review of the entity is appropriated to the commission for maintaining the operations of the commission.

STATE AUDITOR'S OFFICE

	For the Years Ending	
	August 31, 2024	August 31, 2025
Method of Financing:		
General Revenue Fund	\$ 18,267,458	\$ 19,179,828
<u>Other Funds</u>		
Appropriated Receipts	\$ 100,000	\$ 100,000
Interagency Contracts	4,675,000	4,675,000
Subtotal, Other Funds	\$ 4,775,000	\$ 4,775,000
Total, Method of Financing	\$ 23,042,458	\$ 23,954,828

This bill pattern represents an estimated 100% of this agency's estimated total available funds for the biennium.

Items of Appropriation:

A. Goal: STATE AUDITOR		
A.1.1. Strategy: STATE AUDITOR	\$ 23,042,458	\$ 23,954,828
Grand Total, STATE AUDITOR'S OFFICE	\$ 23,042,458	\$ 23,954,828

Estimated Allocations for Employee Benefits and Debt Service Appropriations Made Elsewhere in this Act:

<u>Employee Benefits</u>		
Retirement	\$ 1,613,943	\$ 1,711,135
Group Insurance	2,338,198	2,397,190
Social Security	1,274,764	1,352,838
Benefits Replacement	8,686	6,940
Total, Estimated Allocations for Employee Benefits and Debt Service Appropriations Made Elsewhere in this Act	\$ 5,235,591	\$ 5,468,103

1. **Appropriation of Interagency Contracts.** All funds transferred to the State Auditor's Office (SAO) pursuant to interagency contracts for services provided by the SAO are appropriated to the SAO during the fiscal year in which they are received and shall be used as provided by Government Code, Chapter 321.

2. **Appropriation of Appropriated Receipts.** All funds reimbursed to the State Auditor's Office (SAO) by governmental entities for the provision of services are appropriated to the SAO during the fiscal year in which they are received and shall be used as provided by Government Code, Chapter 321.

3. **Unexpended Balances.** Any unobligated and unexpended balances remaining as of August 31, 2023, from appropriations made to the State Auditor's Office (SAO) from the General Revenue Fund are appropriated to the SAO for the same purposes for the biennium beginning September 1, 2023.

Any unobligated and unexpended balance remaining as of August 31, 2024, from appropriations made to the SAO from the General Revenue Fund are appropriated to the SAO for the same purposes for the fiscal year beginning September 1, 2024.

4. **Notification of State Auditor Reports.** The State Auditor's Office shall provide copies of audit reports to the respective affected agencies and to the Legislative Audit Committee prior to public release of any audit or audit report.

5. **Actuarial Analysis of Health and Human Services Managed Care Rates.** From funds appropriated above, in accordance with Chapter 321, Texas Government Code, the State Auditor's Office (SAO) shall conduct an actuarial analysis of the fiscal year 2024 rates for Medicaid managed care at the Health and Human Services Commission (HHSC).
 - (a) Within 45 days of the submission of rates by HHSC to the Legislative Budget Board, the SAO shall provide and file a report on the actuarial soundness of the rates, as well as an analysis of key factors that affect the rates with the Speaker of the House, Lieutenant Governor, House Appropriations Committee, and the Senate Finance Committee.

STATE AUDITOR'S OFFICE
(Continued)

(b) No later than November 1, 2023, the SAO shall provide an audit report on the rate making process used by HHSC. The report should identify improvements that can be made to the rate making process, including identifying significant cost drivers in the rate setting process, and identifying improvements to the process of communicating rates with oversight entities. In evaluating the rate making process, determine if the HHSC followed appropriate procurement processes in obtaining vendors. The report should be provided to the Speaker of the House, Lieutenant Governor, House Appropriations Committee, and the Senate Finance Committee.

6. Audit of the University of Texas Medical Branch at Galveston Medical Services for Inmates.

From funds appropriated to the State Auditor's Office, in accordance with Chapter 321, Texas Government Code, the State Auditor's Office shall conduct a comprehensive forensic audit of all institutional functions, programs, and operations of medical services provided to inmates in the custody of the Texas Department of Criminal Justice and the Texas Juvenile Justice Department that the University of Texas Medical Branch at Galveston provides under contract with the state. The audit shall identify all unallowable expenses, including medical service payments, pharmaceutical purchases, administrative compensation, salary transactions and contracted services.

7. Audit of the Texas Civil Commitment Office. From funds appropriated above to the State Auditor's Office (SAO), in accordance with Chapter 321, Texas Government Code, shall conduct a comprehensive forensic audit of all institutional functions, programs, and operations of medical, behavioral, and mental health services provided to clients at the Texas Civil Commitment Office. The audit shall identify all unallowable expenses, including medical service payments, pharmaceutical purchases, administrative and executive compensation, salary transactions, and contracted services. The SAO shall provide an audit report, including all related findings, by September 1, 2024. The report should be provided to the Speaker of the House, Lieutenant Governor, House Appropriations Committee, and the Senate Finance Committee.

LEGISLATIVE REFERENCE LIBRARY

	For the Years Ending	
	August 31, 2024	August 31, 2025
	<u> </u>	<u> </u>
Method of Financing:		
General Revenue Fund	\$ 2,022,248	\$ 2,105,145
<u>Other Funds</u>		
Appropriated Receipts	\$ 1,425	\$ 1,425
Interagency Contracts	<u>1,000</u>	<u>1,000</u>
Subtotal, Other Funds	<u>\$ 2,425</u>	<u>\$ 2,425</u>
Total, Method of Financing	<u><u>\$ 2,024,673</u></u>	<u><u>\$ 2,107,570</u></u>

This bill pattern represents an estimated 100% of this agency's estimated total available funds for the biennium.

Items of Appropriation:

A. Goal: LEGISLATIVE REFERENCE LIBRARY		
A.1.1. Strategy: LEGISLATIVE REFERENCE LIBRARY	<u>\$ 2,024,673</u>	<u>\$ 2,107,570</u>
Grand Total, LEGISLATIVE REFERENCE LIBRARY	<u><u>\$ 2,024,673</u></u>	<u><u>\$ 2,107,570</u></u>

Estimated Allocations for Employee Benefits and Debt Service Appropriations Made Elsewhere in this Act:

<u>Employee Benefits</u>		
Retirement	\$ 132,848	\$ 141,571
Group Insurance	279,447	286,184
Social Security	105,778	112,793

LEGISLATIVE REFERENCE LIBRARY
(Continued)

Benefits Replacement	656	524
Total, Estimated Allocations for Employee Benefits and Debt Service Appropriations Made Elsewhere in this Act	\$ 518,729	\$ 541,072

1. Purposes for Which Appropriations May Be Expended. Funds appropriated to the Legislative Reference Library may be expended for library administration and services, for salaries and wages, travel, consumable supplies and materials, current and recurring operating expenses, capital outlay, books and periodicals, and other necessary expenses to be expended under the direction of the Legislative Library Board.

2. Unexpended Balances. Any unobligated and unexpended balances remaining as of August 31, 2023, from appropriations made to the Legislative Reference Library from the General Revenue Fund are appropriated for the same purposes for the biennium beginning September 1, 2023.

Any unobligated and unexpended balances remaining as of August 31, 2024, from appropriations made to the Legislative Reference Library from the General Revenue Fund are appropriated for the same purposes for the fiscal year beginning September 1, 2024.

RETIREMENT AND GROUP INSURANCE

	For the Years Ending	
	August 31, 2024	August 31, 2025
Method of Financing:		
General Revenue Fund	\$ 38,141,650	\$ 39,763,673
Total, Method of Financing	\$ 38,141,650	\$ 39,763,673
Items of Appropriation:		
A. Goal: EMPLOYEES RETIREMENT SYSTEM		
A.1.1. Strategy: RETIREMENT CONTRIBUTIONS Retirement Contributions. Estimated.	\$ 13,088,995	\$ 14,036,231
A.1.2. Strategy: GROUP INSURANCE Group Insurance Contributions. Estimated.	25,052,655	25,727,442
Total, Goal A: EMPLOYEES RETIREMENT SYSTEM	\$ 38,141,650	\$ 39,763,673
Grand Total, RETIREMENT AND GROUP INSURANCE	\$ 38,141,650	\$ 39,763,673

SOCIAL SECURITY AND BENEFIT REPLACEMENT PAY

	For the Years Ending	
	August 31, 2024	August 31, 2025
Method of Financing:		
General Revenue Fund	\$ 10,672,613	\$ 11,426,474
Total, Method of Financing	\$ 10,672,613	\$ 11,426,474
Items of Appropriation:		
A. Goal: SOCIAL SECURITY/BENEFIT REPLACEMENT Comptroller - Social Security.		
A.1.1. Strategy: STATE MATCH -- EMPLOYER State Match -- Employer. Estimated.	\$ 10,625,009	\$ 11,388,438

SOCIAL SECURITY AND BENEFIT REPLACEMENT PAY
(Continued)

A.1.2. Strategy: BENEFIT REPLACEMENT PAY	<u>47,604</u>	<u>38,036</u>
Benefit Replacement Pay. Estimated.		
Total, Goal A: SOCIAL SECURITY/BENEFIT REPLACEMENT	\$ <u>10,672,613</u>	\$ <u>11,426,474</u>
Grand Total, SOCIAL SECURITY AND BENEFIT REPLACEMENT PAY	\$ <u>10,672,613</u>	\$ <u>11,426,474</u>

LEASE PAYMENTS

	For the Years Ending	
	August 31, <u>2024</u>	August 31, <u>2025</u>
Method of Financing:		
Total, Method of Financing	\$ <u>0</u>	\$ <u>0</u>
Items of Appropriation:		
Grand Total, LEASE PAYMENTS	\$ <u>0</u>	\$ <u>0</u>

SPECIAL PROVISIONS RELATING TO THE LEGISLATURE

Sec. 2.

- (a) A provision of the General Provisions of this Act that restricts or limits the use or transfer of appropriated funds, or that imposes a duty or places a limitation or condition precedent on a state agency, applies to entities and appropriations under this Article only to the extent that the provision by its terms specifically and expressly applies to those entities or appropriations. A general reference to "funds appropriated by this Act" or similar words is not specific and does not express application for purposes of this section.
- (b) Notwithstanding other provisions in this Article, amounts appropriated under this Article may be transferred among entities covered by this Article:
 - (1) in accordance with Chapter 326, Government Code; or,
 - (2) under a written agreement executed by the presiding officers of the Senate and House of Representatives.

Sec. 3. Authorization to Spend Unexpended Balances. Notwithstanding any other provision contained herein, a legislative agency may only spend prior year balances with the approval of its respective governing board.

**RECAPITULATION - ARTICLE X
THE LEGISLATURE
(General Revenue)**

	For the Years Ending	
	August 31, 2024	August 31, 2025
Senate	\$ 46,178,143	\$ 49,291,842
House of Representatives	54,440,411	60,678,336
Legislative Budget Board	15,576,718	16,399,811
Legislative Council	46,995,778	52,322,235
Commission on Uniform State Laws	197,416	197,416
Sunset Advisory Commission	2,810,665	2,929,310
State Auditor's Office	18,267,458	19,179,828
Legislative Reference Library	2,022,248	2,105,145
Subtotal, Legislature	\$ 186,488,837	\$ 203,103,923
Retirement and Group Insurance	38,141,650	39,763,673
Social Security and Benefit Replacement Pay	10,672,613	11,426,474
Subtotal, Employee Benefits	\$ 48,814,263	\$ 51,190,147
TOTAL, ARTICLE X - THE LEGISLATURE	\$ 235,303,100	\$ 254,294,070

**RECAPITULATION - ARTICLE X
THE LEGISLATURE
(Other Funds)**

	For the Years Ending	
	August 31, 2024	August 31, 2025
State Auditor's Office	\$ 4,775,000	\$ 4,775,000
Legislative Reference Library	2,425	2,425
Subtotal, Legislature	\$ 4,777,425	\$ 4,777,425
Less Interagency Contracts	\$ 4,676,000	\$ 4,676,000
TOTAL, ARTICLE X - THE LEGISLATURE	\$ 101,425	\$ 101,425

**RECAPITULATION - ARTICLE X
THE LEGISLATURE
(All Funds)**

	For the Years Ending	
	August 31, 2024	August 31, 2025
Senate	\$ 46,178,143	\$ 49,291,842
House of Representatives	54,440,411	60,678,336
Legislative Budget Board	15,576,718	16,399,811
Legislative Council	46,995,778	52,322,235
Commission on Uniform State Laws	197,416	197,416
Sunset Advisory Commission	2,810,665	2,929,310
State Auditor's Office	23,042,458	23,954,828
Legislative Reference Library	2,024,673	2,107,570
Subtotal, Legislature	\$ 191,266,262	\$ 207,881,348
Retirement and Group Insurance	38,141,650	39,763,673
Social Security and Benefit Replacement Pay	10,672,613	11,426,474
Subtotal, Employee Benefits	\$ 48,814,263	\$ 51,190,147
Less Interagency Contracts	\$ 4,676,000	\$ 4,676,000
TOTAL, ARTICLE X - THE LEGISLATURE	\$ 235,404,525	\$ 254,395,495


ARTICLE XI. SAVINGS CLAUSE

If any section, sentence, clause or part of this Act shall for any reason be held to be invalid, such decision shall not affect the remaining portions of this Act; and it is hereby declared to be the intention of the Legislature to have passed each sentence, section, clause, or part thereof irrespective of the fact that any other sentence, section, clause or part thereof may be declared invalid.


ARTICLE XII. EMERGENCY CLAUSE

The importance of the legislation to the people of the State of Texas and the crowded condition of the calendars in both Houses of the Legislature create an emergency and an imperative public necessity that the Constitutional Rule requiring bills to be read on three separate days in each House be suspended, and said Rule is hereby suspended; and this Act shall take effect and be in force from and after its passage, and it is so enacted.

H.B. No. 1



President of the Senate



Speaker of the House

I certify that H.B. No. 1 was passed by the House on April 6, 2023, by the following vote: Yeas 136, Nays 10, 1 present, not voting; that the House refused to concur in Senate amendments to H.B. No. 1 on April 20, 2023, and requested the appointment of a conference committee to consider the differences between the two houses; and that the House adopted the conference committee report on H.B. No. 1 on May 27, 2023, by the following vote: Yeas 124, Nays 22, 0 present, not voting; passed subject to the provisions of Article III, Section 49a, of the Constitution of the State of Texas.



Chief Clerk of the House


H.B. No. 1

I certify that H.B. No. 1 was passed by the Senate, with amendments, on April 17, 2023, by the following vote: Yeas 31, Nays 0; at the request of the House, the Senate appointed a conference committee to consider the differences between the two houses; and that the Senate adopted the conference committee report on H.B. No. 1 on May 26, 2023, by the following vote: Yeas 29, Nays 2; passed subject to the provisions of Article III, Section 49a, of the Constitution of the State of Texas.


Secretary of the Senate

I certify that the amounts appropriated in the herein H.B. No. 1, Regular Session of the 88th Legislature, are within amounts estimated to be available in the affected fund.

Certified June 7th 2023

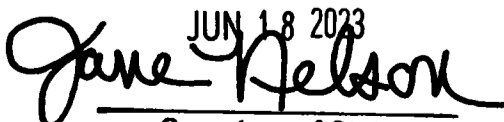

Comptroller of Public Accounts

APPROVED: 6-18-2023

Date


Governor

FILED IN THE OFFICE OF THE
SECRETARY OF STATE
10:00 P.M. CLOCK

JUN 18 2023

Secretary of State

PROCLAMATION
BY THE
Governor of the State of Texas
41-4067

TO ALL TO WHOM THESE PRESENTS SHALL COME:

House Bill No. 1, the General Appropriations Act, having been duly certified by the Comptroller of Public Accounts pursuant to Article III, Section 49a of the Texas Constitution, has been presented to me for action.

This budget provides historic levels of property tax relief and does not allow government to grow in an amount greater than the increase in population and inflation. This Act also makes targeted investments in areas such as public education, higher education, mental health care, foster care, law enforcement, border security, pension solvency, state parks, and broadband access that will continue building the Texas of Tomorrow.

Before turning to the objectionable item of appropriation in House Bill No. 1, I must note that Section 17.36 of Article IX is unconstitutional. Section 17.36 purports to tell the Lottery Commission that it must issue a new rule on a particular subject. This attempt to make general law in the General Appropriations Act violates Article III, Section 35 of the Texas Constitution. A similar command to the Lottery Commission was proposed in Senate Bill No. 1820, but the Legislature did not pass that bill.

I hereby object to and veto the following item from House Bill No. 1, and include a statement of my objection to this item.

Article IX – General Provisions

Contingency and Other Provisions

Sec. 18.76. Contingency for Senate Joint Resolution 81. ~~Contingent on the enactment of Senate Joint Resolution 81 by the 88th Legislature, Regular Session, 2023, or similar legislation, and after approval of the constitutional amendment by the voters:~~

~~(a) Appropriate \$1,050,000,000 in General Revenue Funds to the Comptroller of Public Accounts, for distribution to the permanent fund on January 1, 2024; and~~

~~(b) Create a new bill pattern for the Available Instruction in Manufacturing and Technical Workforce Operations Fund and in relevant strategies, increase funding by an amount of Other Funds the Comptroller determines to be available for distribution from the Permanent Instruction in Manufacturing and Technical Workforce Operations Fund in fiscal year 2024 and fiscal year 2025, in accordance with a distribution policy to be adopted by the Comptroller. Add the following riders to the bill pattern:~~

~~**1. Texas State Technical College System Share.** There is appropriated to the board of regents of the Texas State Technical College System for the biennium ending August 31, 2025, upon request of the system to the Comptroller of Public Accounts, that portion of the Available Instruction in Manufacturing and Technical Workforce Operations Fund apportioned to it by Article VII, Section 23(j) of the Texas Constitution, together with interest and any balance in any account established within the available fund by the system for any previous fiscal year.~~

~~**2. Texas State University System Share.** There is appropriated to the board of regents of the Texas State University System for the biennium ending August 31, 2025, upon request of the system to the Comptroller of Public Accounts, that portion of the Available Instruction in~~

FILED IN THE OFFICE OF THE
SECRETARY OF STATE
10:00pm O'CLOCK

JUN 18 2023

~~Manufacturing and Technical Workforce Operations Fund apportioned to it by Article VII, Section 23(j) of the Texas Constitution, together with interest and any balance in any account established within the available fund by the system for any previous fiscal year.~~

~~**3. Reporting.** The Texas State Technical College System and the Texas State University System shall report to the Legislature and the Governor no later than December 1 of each year, beginning December 1, 2024, the uses of the Available Instruction in Manufacturing and Technical Workforce Operations Fund for each system component for the two previous fiscal years, the current fiscal year, and two future fiscal years (projected). Each report shall contain detailed information on the following:~~


- ~~(1) debt service allocations, by component;~~
- ~~(2) bond proceeds allocations, by component;~~
- ~~(3) available fund allocations, by component, and their purposes;~~
- ~~(4) available fund income, interest, beginning and end of year balances; and~~
- ~~(5) the rationale used by the respective boards to distribute the available funds.~~

~~**4. Appropriation: Unexpended Balances.** Any unobligated and unexpended balances as of August 31, 2023, in Available Instruction in Manufacturing and Technical Workforce Operations Fund appropriations apportioned to the Texas State Technical College System or Texas State University System are appropriated for the same purpose for the fiscal year beginning September 1, 2023. Any unobligated and unexpended balances as of August 31, 2024, in Available Instruction in Manufacturing and Technical Workforce Operations Fund appropriations apportioned to the Texas State Technical College System or Texas State University System are appropriated for the same purpose for the fiscal year beginning September 1, 2024.~~

This veto deletes a contingency rider for a joint resolution that did not pass.

I have signed House Bill No. 1 together with this proclamation, stating my objections in accordance with Article IV, Section 14, of the Texas Constitution.


Since the 88th Legislature, Regular Session, by its adjournment has prevented the return of this bill, I am filing this bill and this objection in the office of the Secretary of State and giving notice thereof by this public proclamation according to the aforementioned constitutional provision.



IN TESTIMONY WHEREOF, I have signed my name officially and caused the Seal of the State to be affixed hereto at Austin, this 18th day of June, 2023.


GREG ABBOTT
Governor of Texas

ATTESTED BY:


JANE NELSON
Secretary of State

FILED IN THE OFFICE OF THE
SECRETARY OF STATE
10:00pm O'CLOCK

JUN 18 2023