

2026 – 2027 Tuition and Fee Planning

Public Hearing
November 14, 2024



AGENDA



Introduction

Recent Recognition

Undergraduate Success

Efficiency

State Dollars

Faculty Resources

Staff Resources

Other Factors

Hazlewood Act

Enrollment in Post-Pandemic Era

Tuition and Fees

Tuition and Fees

America's
Top Colleges
for 2024-
2025

FORBES

Best US
Colleges for
2025

WALL STREET JOURNAL

#1 Sales
Program
Worldwide

UNIVERSITY SALES
CENTER ALLIANCE

#1 BSN
Program in
Texas

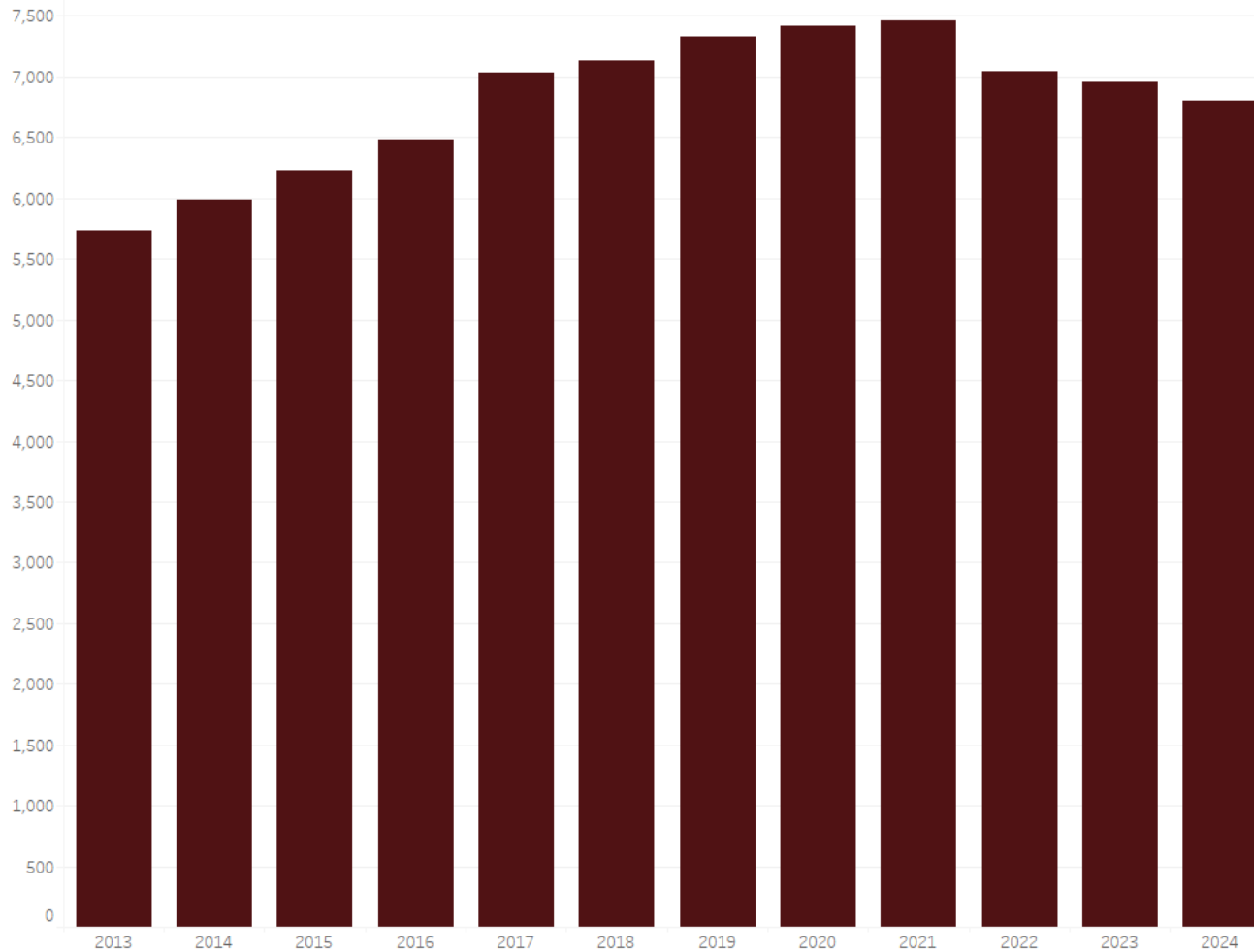
NURSINGPROCESS.ORG

#25
America's
Top Online
Colleges

NEWSWEEK

TEXAS STATE UNDERGRADUATES ARE SUCCESSFUL

Total Bachelors Degrees Awarded



First-time, full-time undergraduates retention is 80% which ties our record.

The total number of bachelor's degrees awarded to underrepresented minorities has increased by 72% over the past 10 years.

The number of bachelor's degrees awarded to Hispanic students increased by over 66%, and the number awarded to African-American students has increased by over 79%.

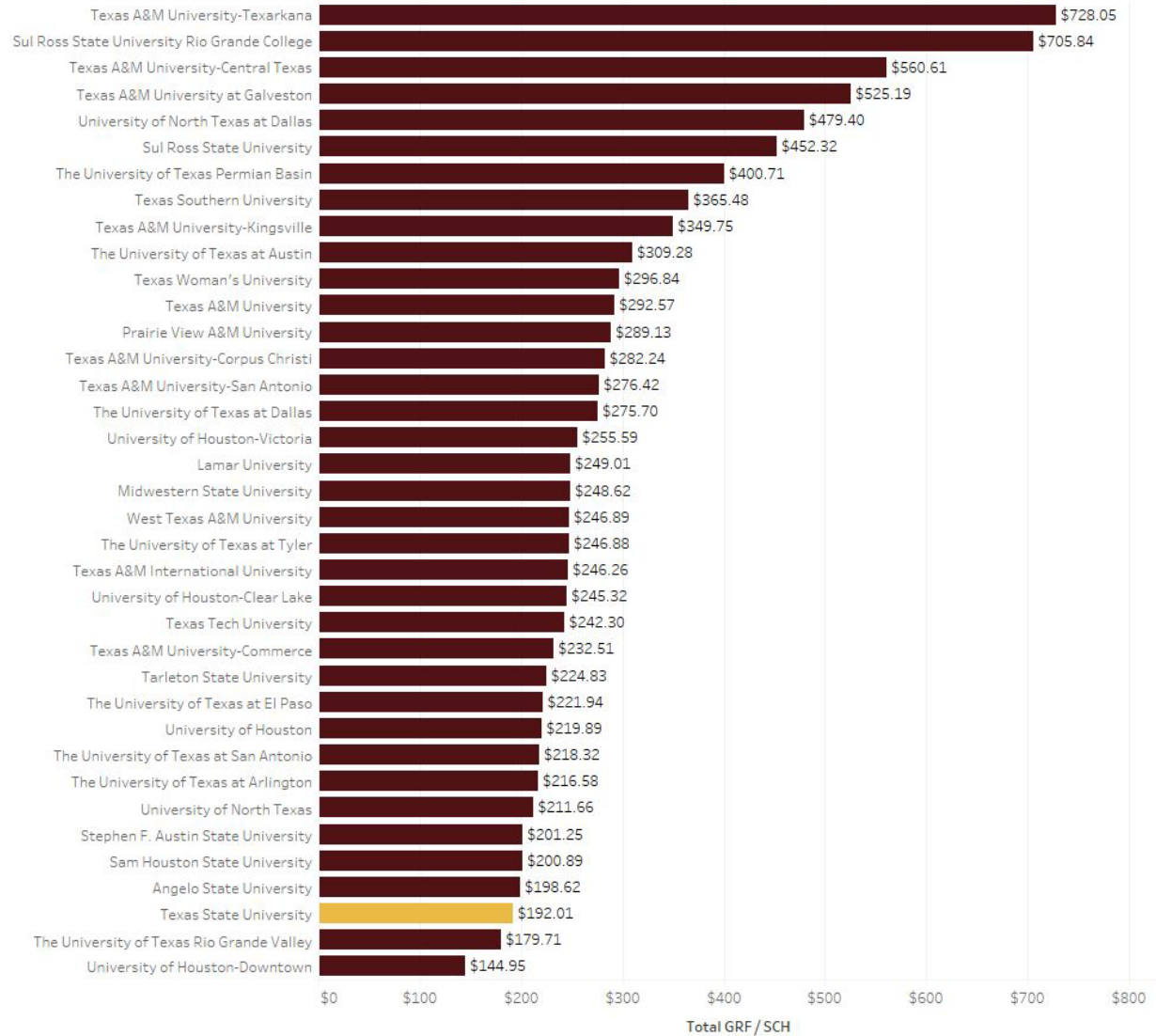
TXST DOES MORE WITH LESS:

THREE KEY AREAS OF EFFICIENCY



1. Texas State is an excellent steward of state resources, having among the highest utilization of facilities among Texas public universities.
2. Texas State is the sixth lowest out of 37 Texas public universities in terms of state general support for operations provided per full-time student equivalent (FTSE).
3. Texas State has the third highest student-to-staff ratio and fourth highest student-to-faculty ratio among ERUs, meaning that our employees do more work for more students than their peers at other ERUs across the state.

HIGHLY EFFICIENT WITH STATE DOLLARS



Source: State Appropriations from the General Fund per base year SCH (GAA FY 2025)

FACULTY RESOURCES

Student-Faculty Ratio and Average Faculty Salary

Classification	Institution	Student-Faculty Ratio	Professor	Assistant Professor	Associate Professor
Research	The University of Texas at Austin	19-to-1	\$216,759	\$126,796	\$149,094
	Texas A&M University	26-to-1	\$177,401	\$113,898	\$118,881
Emerging Research	The University of Texas at Dallas	25-to-1	\$196,467	\$131,045	\$145,273
	University of Houston	24-to-1	\$172,575	\$105,217	\$114,800
	University of North Texas	28-to-1	\$146,160	\$104,604	\$108,626
	The University of Texas at Arlington	30-to-1	\$149,102	\$101,134	\$104,973
	The University of Texas at San Antonio	24-to-1	\$146,593	\$94,510	\$104,908
	Texas Tech University	23-to-1	\$145,934	\$95,181	\$101,712
	The University of Texas at El Paso	27-to-1	\$130,567	\$93,444	\$97,145
	Texas State University	26-to-1	\$111,791	\$83,584	\$91,162

Source: Student-faculty ratios based on THECB accountability based on most recently available data (FY 2022); Faculty salaries are sourced from THECB based on FY 2023

STUDENT-TO-STAFF RATIOS

Texas State has the 3rd highest staff-to-student ratio among Research and Emerging Research Universities in Texas.

Research	The University of Texas at Austin	5-to-1
	Texas A & M University-College Station	12-to-1
Emerging Research	Texas Tech University	12-to-1
	University of Houston	13-to-1
	The University of Texas at Dallas	14-to-1
	The University of Texas at El Paso	14-to-1
	The University of Texas at San Antonio	15-to-1
	Texas State University	17-to-1
	The University of Texas at Arlington	18-to-1
	University of North Texas	18-to-1

Source: IPEDS based on most recently available data (FY 2022)

HAZLEWOOD ACT

Texas State fully supports our veterans.

Texas State received the Gold Award, 2024 Veteran Education Excellence Recognition Award, from the Texas Veterans Commission for the 4th consecutive year.

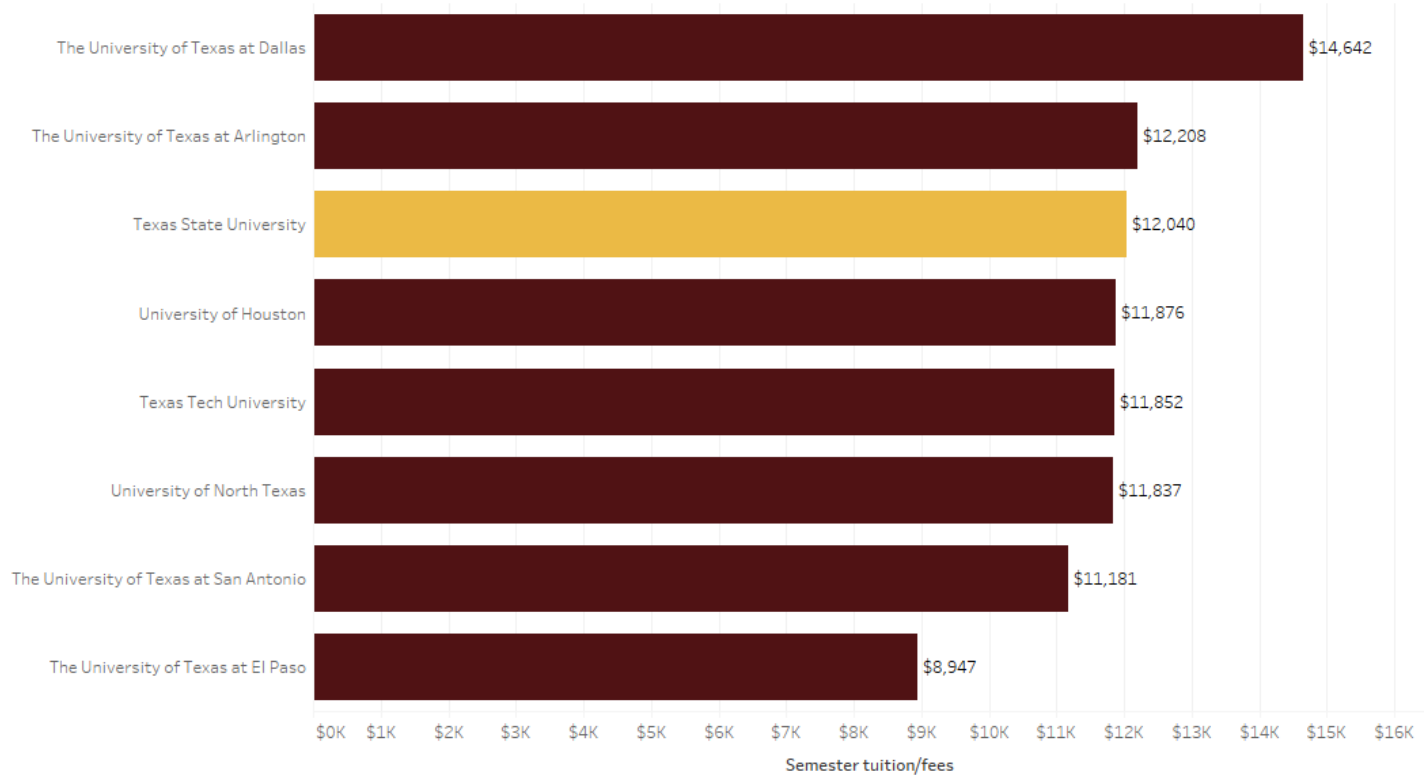
Fiscal Year	Hazlewood Exemptions
2017	\$17,998,561
2018	\$19,663,597
2019	\$20,823,017
2020	\$18,969,666
2021	\$21,343,829
2022	\$21,475,485
2023	\$21,547,819
2024	\$22,680,566

REBUILDING ENROLLMENT GROWTH IN THE POST- PANDEMIC ERA

- With a record 12,447 new students this fall, including another record FTIC Cohort (8,194), the fall 2024 student enrollment is up 4.9% from fall 2023.
- Texas State surpassed 40,000 total student enrollment this fall for the first time.
- Texas State has the highest increase in enrollment on SCH and FTSE from fall 2022 to fall 2024 among Texas public universities.

TUITION AND FEES

While ranking 1st in the state for the number of applications received from Texas high school students, Texas State keeps tuition and fees for 15 SCH competitive among ERUs.



FY 2026 – FY 2027 TUITION AND FEES

There are no currently planned or proposed tuition and fee increases for FY 2026 and FY 2027.



Thank You Questions?

