



EQUIPO ARGENTINO DE ANTROPOLOGÍA FORENSE

Contacto:
<http://www.eaaf.org>
 E-MAIL: eaaf@eaaf.org
 MAIL NEY YORK: ny.office@eaaf.org

BORDER PROJECT STATISTICS

2010 - August 31, 2024



2,300

Total number of MNL cases



2,190

Families



5,870

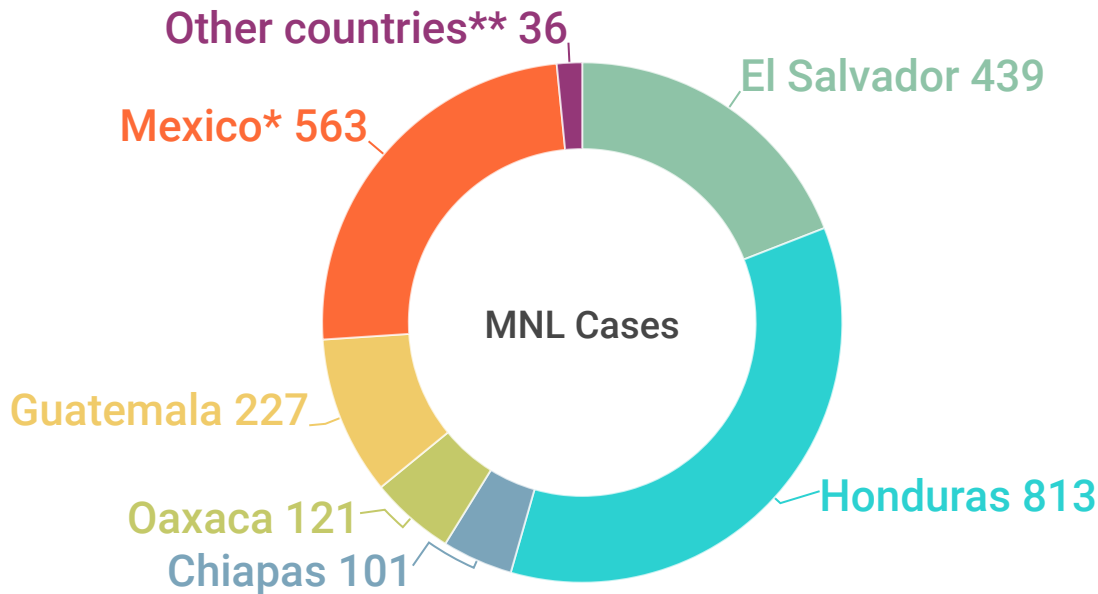
Donor Genetic Profiles



373

Identifications

1. Disaggregation of the Total Number of Missing Migrant (MNL) Cases per Forensic Data Bank or Other Mechanism



2,300

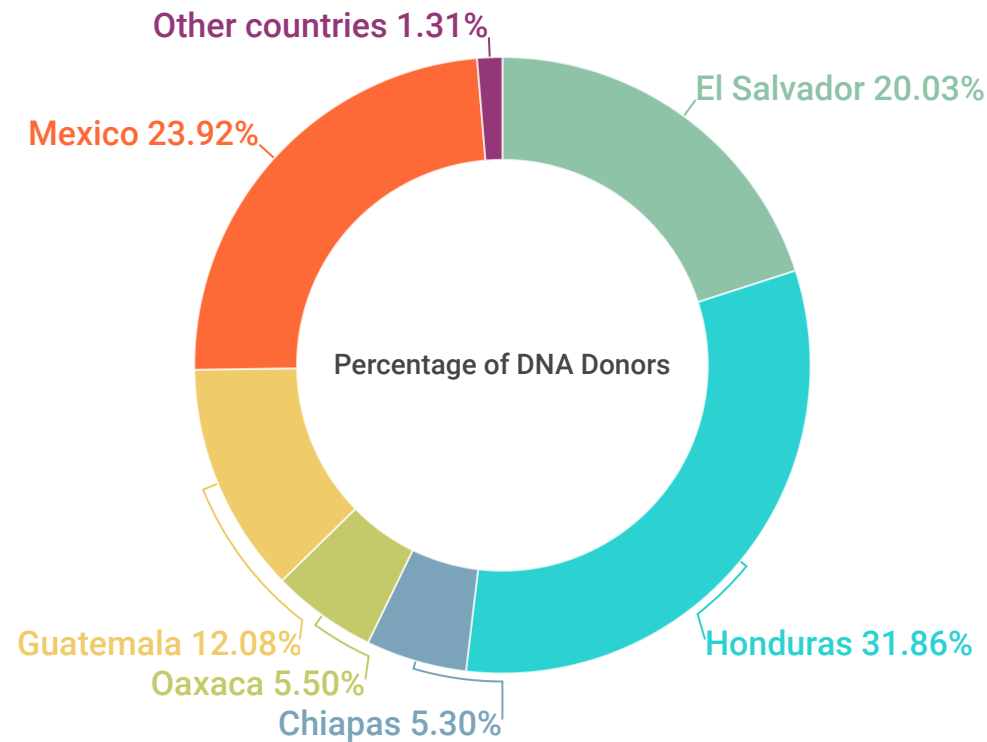
Total Missing Migrant (Migrantes no Localizados, MNL) cases documented via the Border Project


*Mexico: includes cases that have been entered into the Border Project within Mexico with the exception of the Mexican states of Chiapas and Oaxaca, which have their own operating Forensic Data Banks. In states without data banks, DNA sample collection occurs through agreements with local human rights commissions, state search commissions or local prosecutor's offices.

** DNA sample collection completed in Peru, Ecuador, Costa Rica, Nicaragua, and Brazil.

1. Total Number of Missing Migrant Cases (Migrantes no Localizados), Families, & DNA Donors per Forensic Databank or Other Mechanism

FORENSIC DATA BANK	MNL	FAMILIES	DONORS
El Salvador	439	436	1,176
Honduras	813	765	1,870
Chiapas	101	98	311
Oaxaca	121	119	323
Guatemala	227	222	709
Mexico*	563	514	1,404
Costa Rica	2	2	6
Ecuador	6	6	9
Perú	2	2	5
Brasil	1	1	3
Nicaragua	25	25	54
Total	2,300	2,190	5,870

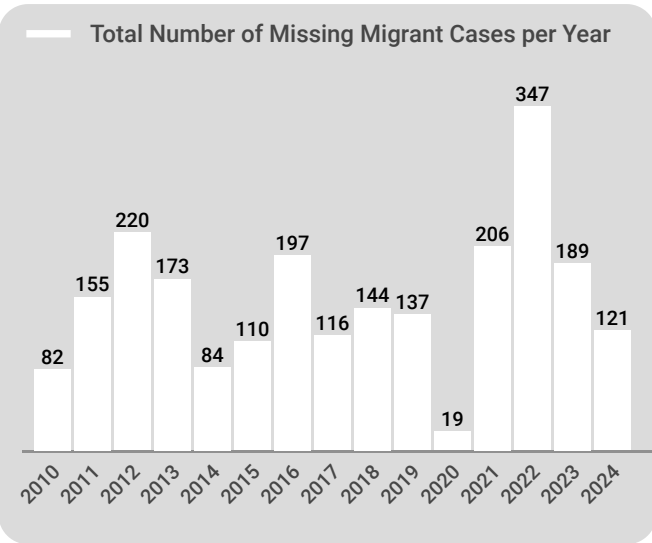
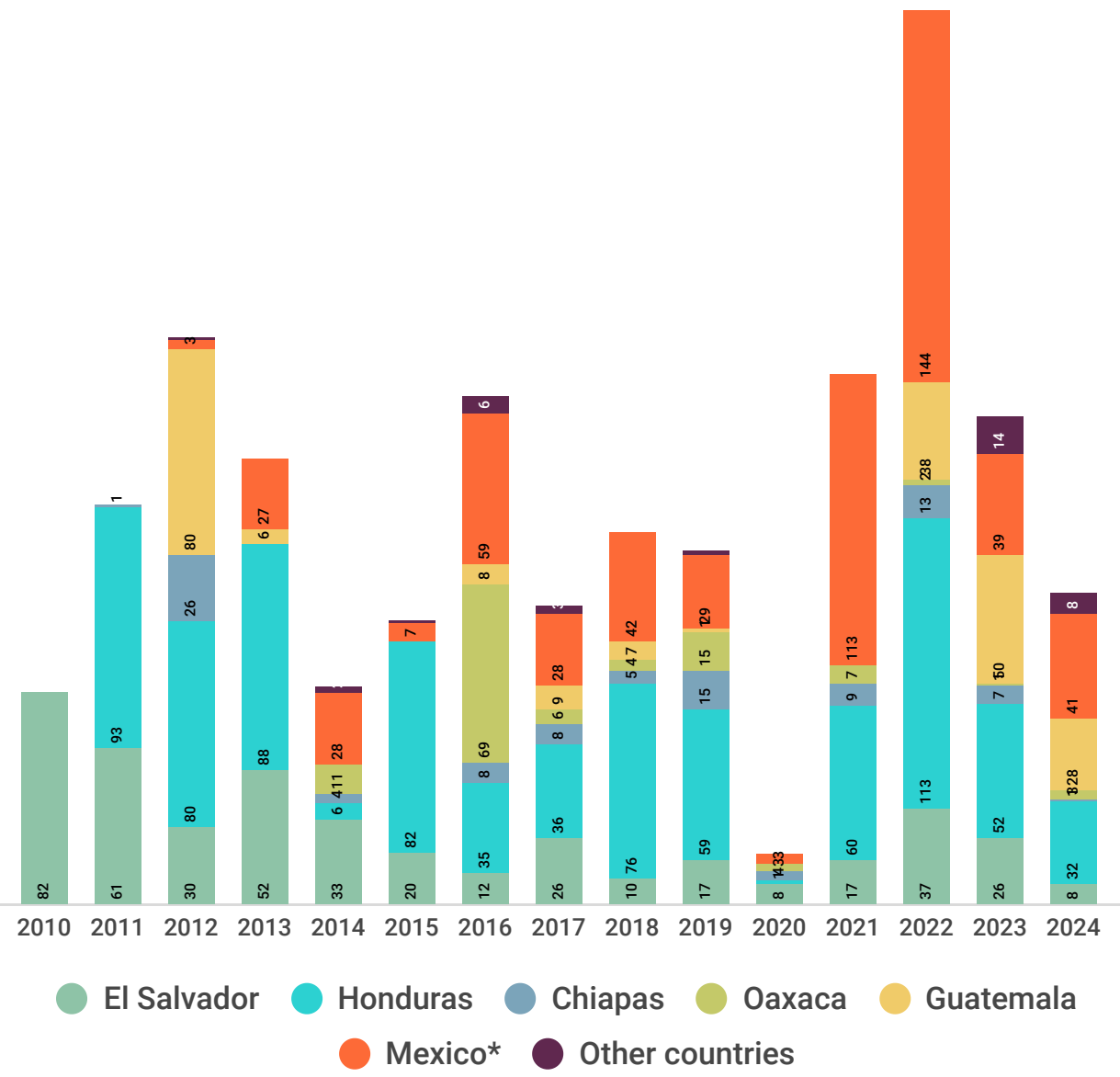


 **5,870****
 Total number of genetic profiles collected from relatives of missing migrants (MNL)

*Mexico: includes cases that have been entered into the Border Project within Mexico with the exception of the Mexican states of Chiapas and Oaxaca, which have their own operating Forensic Data Banks. In states without data banks, DNA sample collection occurs through agreements with local human rights commissions, state search commissions or local prosecutor's offices.

**More than 5,000 donor samples collected have already been processed and the resulting genetic profiles are being used for comparisons with genetic profiles of nonidentified remains in key morgues along the migrant corridor.

2. Number of Missing Migrant Cases Collected per Year and per Forensic Data Bank or Other Mechanism



2,300

Total Missing Migrant (Migrantes no Localizados, MNL) cases documented via the Border Project

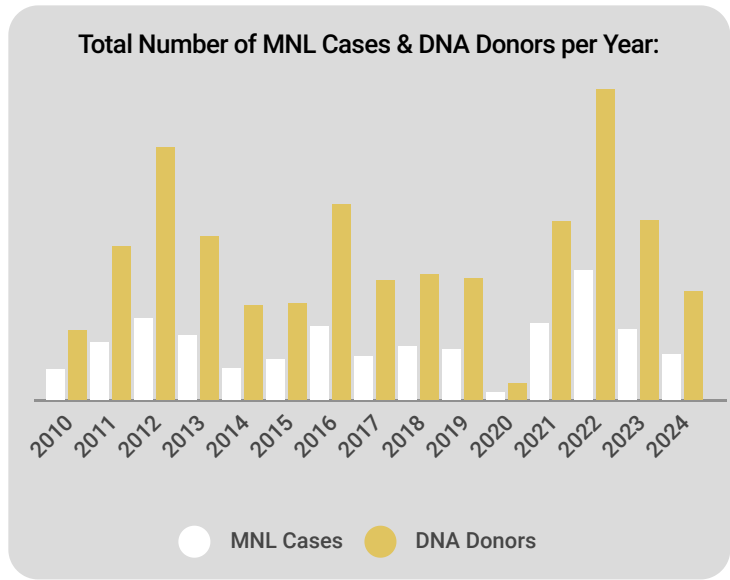
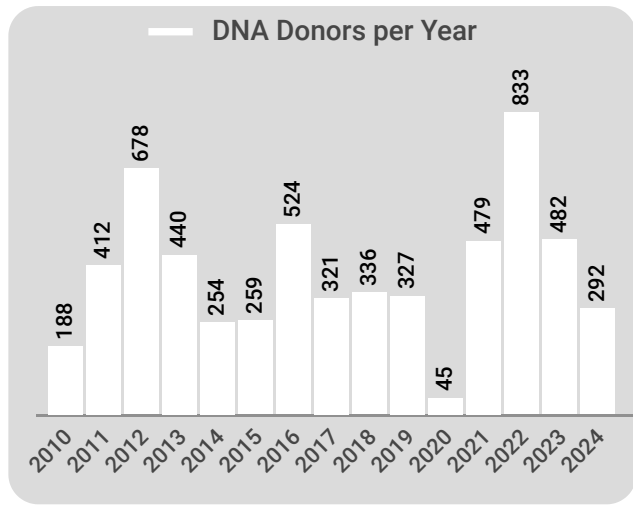
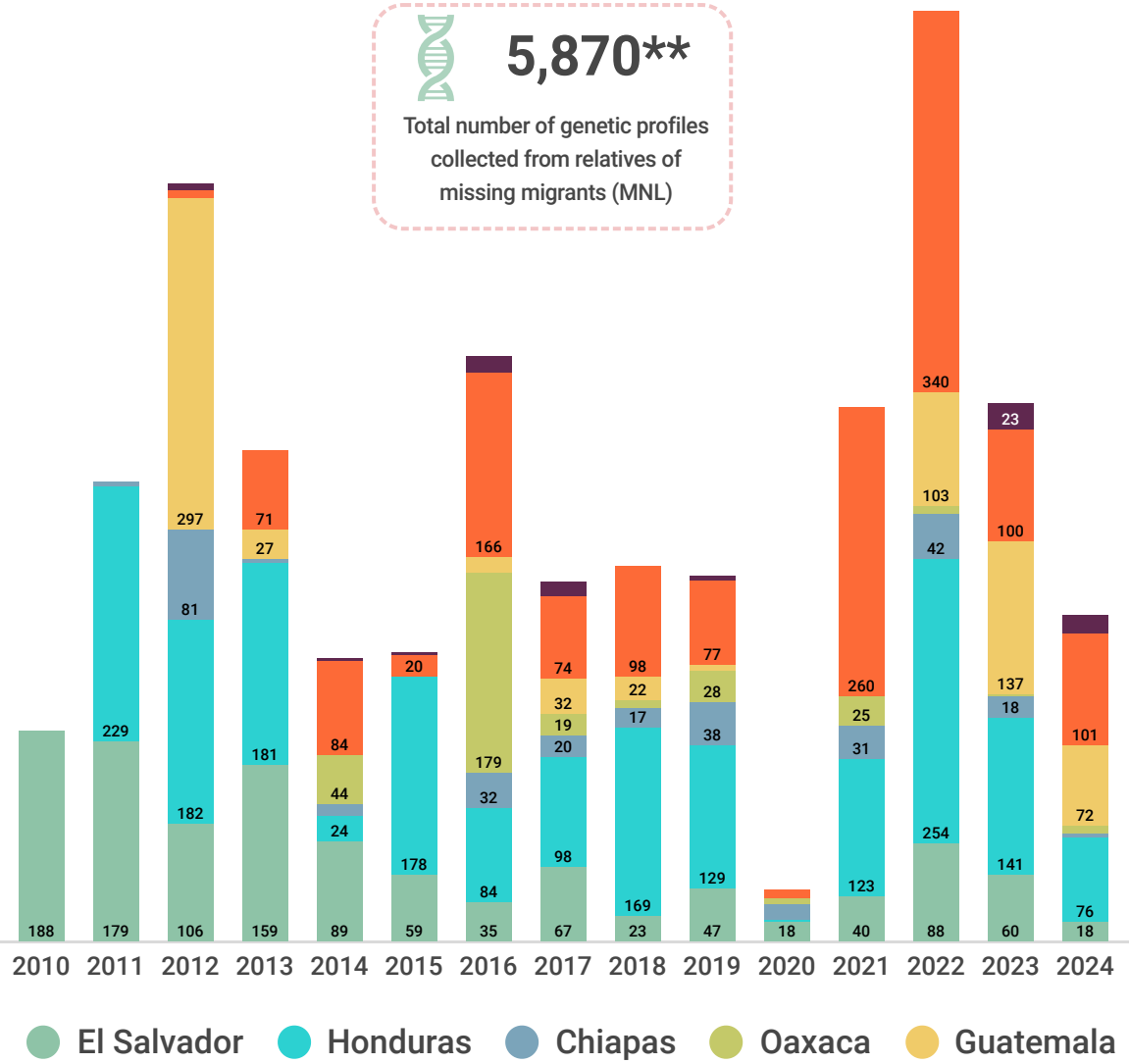
*Mexico: includes cases that have been entered into the Border Project within Mexico with the exception of the Mexican states of Chiapas and Oaxaca, which have their own operating Forensic Data Banks. In states without data banks, DNA sample collection occurs through agreements with local human rights commissions, state search commissions or local prosecutor's offices.

3. Number of DNA Donors per Year Collected via Forensic Data Banks or Other Mechanisms



5,870**

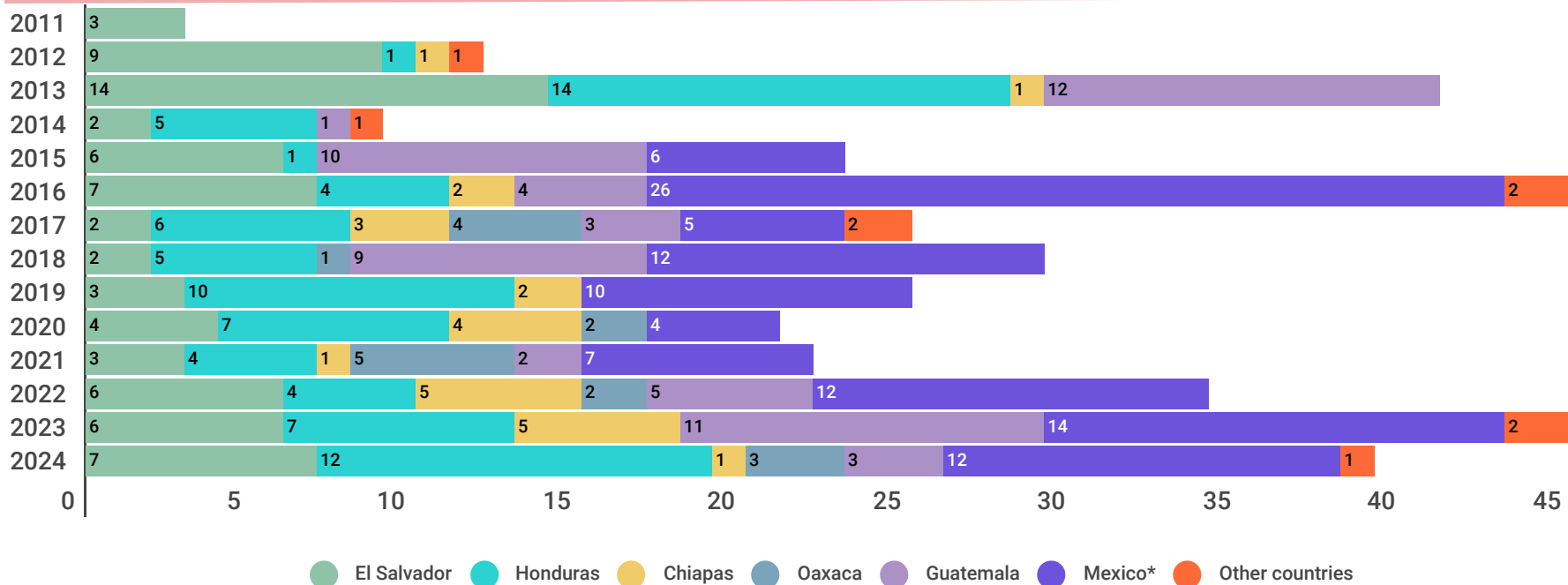
Total number of genetic profiles collected from relatives of missing migrants (MNL)



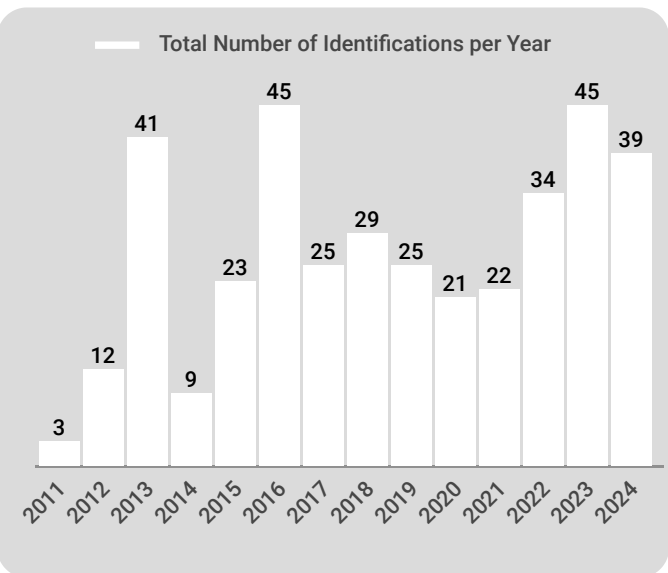
● Mexico* ● Other countries


*Mexico: includes cases that have been entered into the Border Project within Mexico with the exception of the Mexican states of Chiapas and Oaxaca, which have their own operating Forensic Data Banks. In states without data banks, DNA sample collection occurs through agreements with local human rights commissions, state search commissions or local prosecutor's offices.

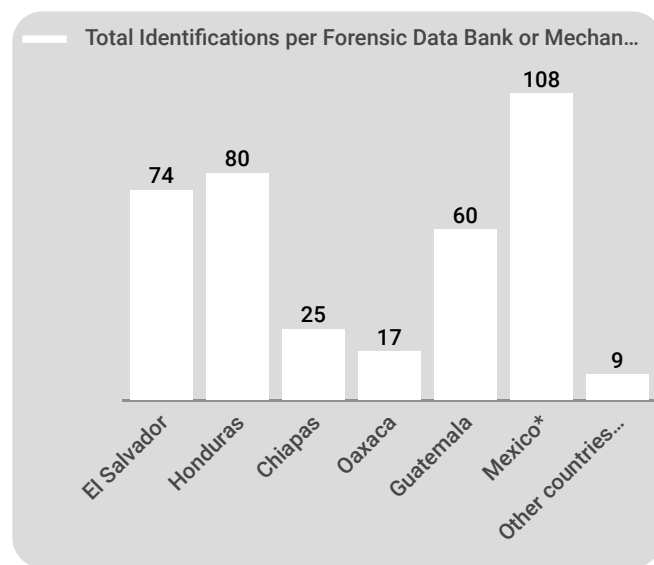
4. Identifications per Year and per Forensic Data Bank or Other Mechanism



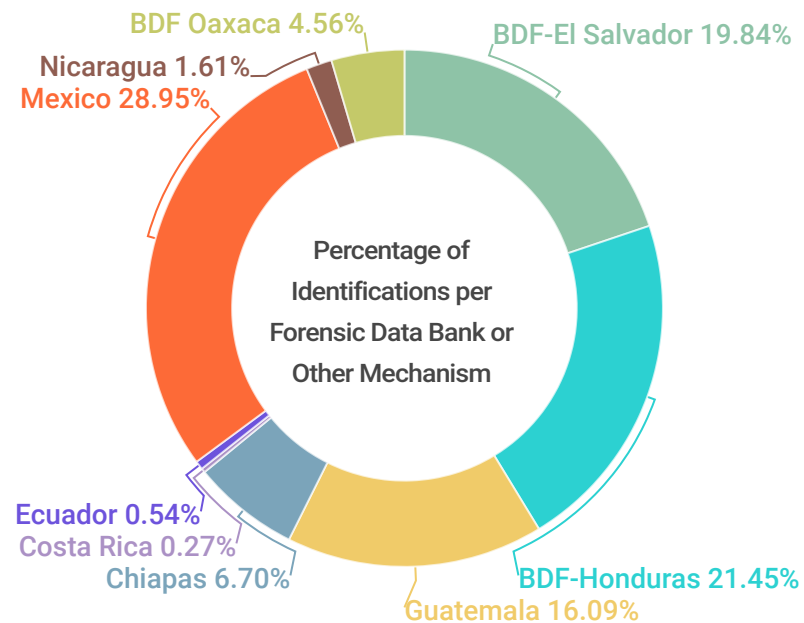
● El Salvador ● Honduras ● Chiapas ● Oaxaca ● Guatemala ● Mexico* ● Other countries



 **373**
Total Number of Identifications



4.1 Identifications per Data Bank or Other Mechanism and per Place of Remains Discovery



248
USA*



- Arizona: 142
- Texas: 101
- California: 2
- New Mexico: 2
- Florida: 1



124
Mexico*

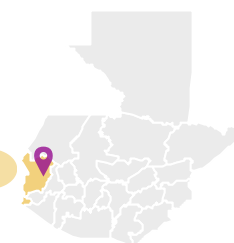


- Tamaulipas: 99
- Nuevo León: 18
- Coahuila: 3
- Baja California: 2
- Quintana Roo: 1
- Sinaloa: 1



1
Guatemala*

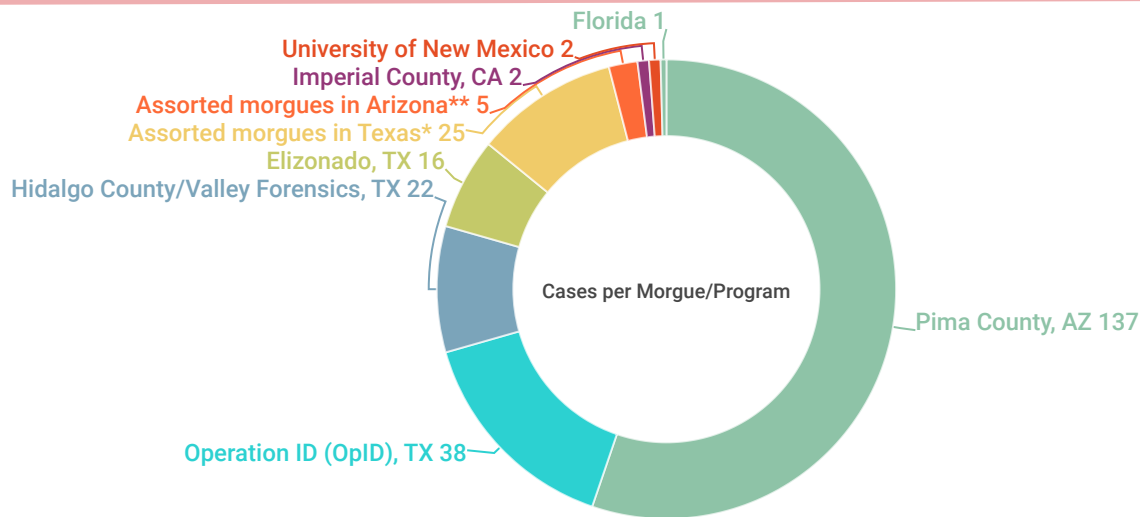
- * San Marcos: 1



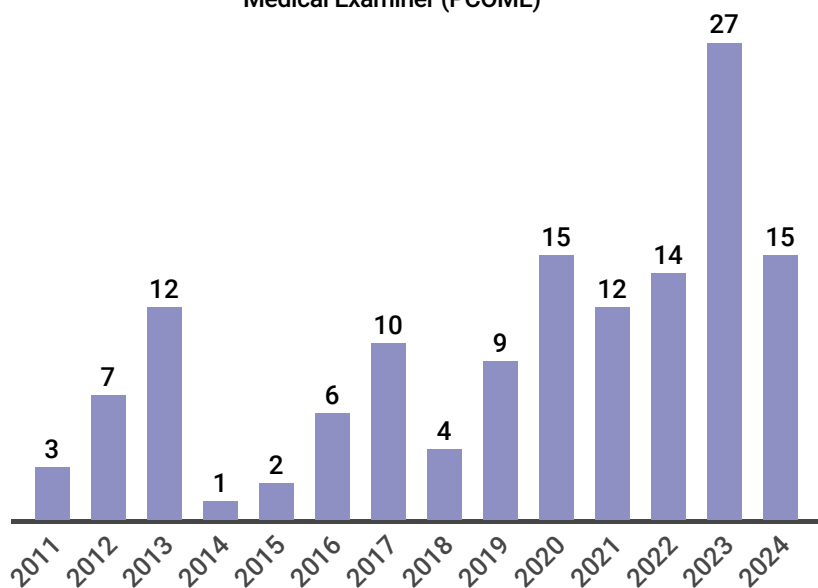
4.2 Identifications per United States Morgue or Program

248
USA*

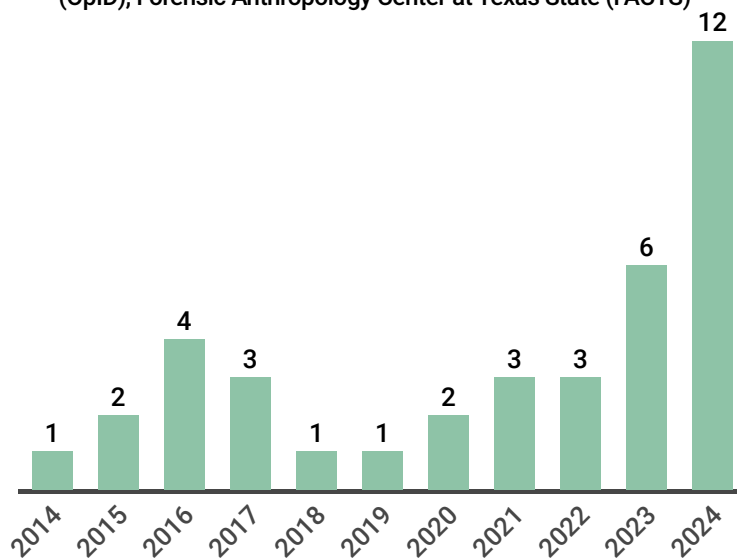
- Arizona: 142
- Texas: 101
- California: 2
- New Mexico: 2
- Florida: 1



Total Number of Identifications per Year: Pima County Office of the Medical Examiner (PCOME)



Total Number of Identifications per Year: Operation Identification (OpID), Forensic Anthropology Center at Texas State (FACTS)

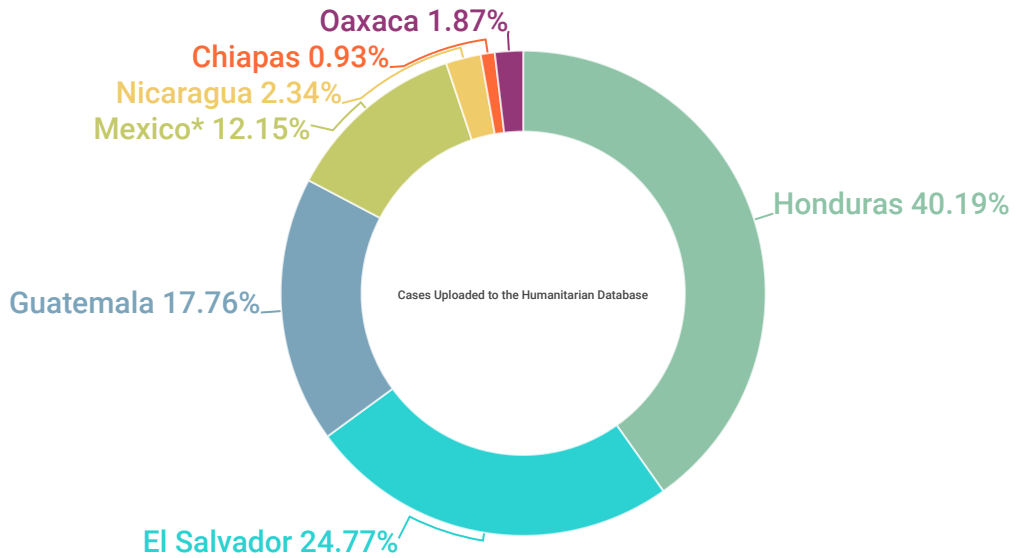


*Assorted morgues in Texas include the following county offices of the medical examiner: Nueces County, Harris County, Bexar County, Webb County, Kenedy County, Cameron County, Ward County, as well as the University of North Texas and Baylor University.

** Assorted morgues in Arizona include the following county offices of the medical examiner: Maricopa County and Pinal County.

5. Base Humanitaria de Perfiles Genéticos de Familiares de Migrantes Desaparecidas (Breakdown of cases, relatives and identifications in process of notification)

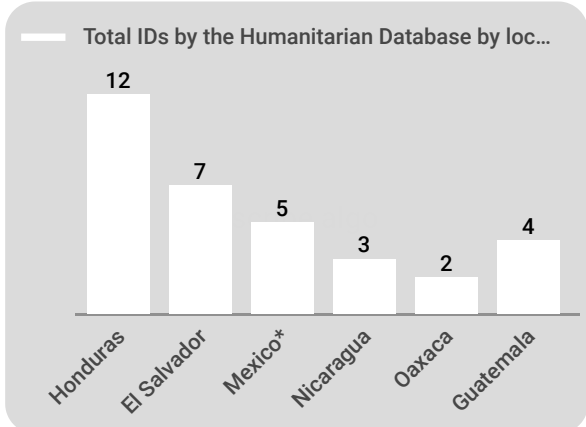
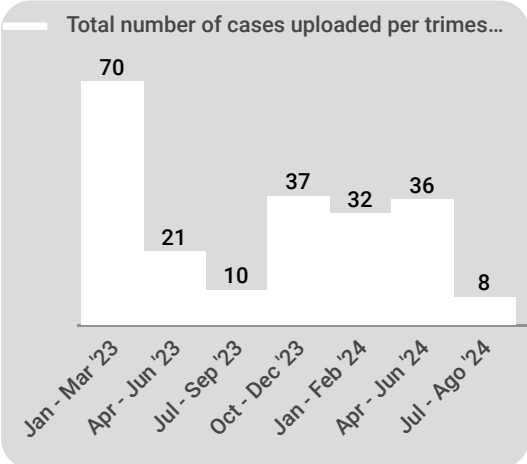
At the start of 2023, the Argentine Forensic Anthropology Team (EAAF) began to upload missing migrant cases to the Humanitarian Database de Perfiles Genéticos de Migrantes Desaparecidos, a database directed by the University of North Texas Center for Human Identification (UNTCHI). All of the uploaded cases are part of the Border Project.



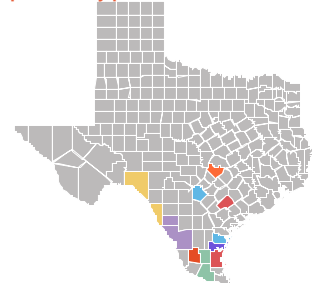
214
Total Missing Migrant (Migrantes no Localizados, MNL) uploaded to the Humanitarian Database

581
Total number of genetic profiles collected from relatives of missing migrants uploaded to the Humanitarian Database

33
Total identifications via the Humanitarian Database in process



Identifications in process by place of remains discovery within Texas:



- Hidalgo County, Texas
- Kenedy County, Texas
- Maverick County, Texas
- Nueces County
- Webb County, Texas
- Kleberg County, Texas
- Travis County, Texas
- Jim Hogg County, Texas
- Brooks County
- DeWitt County, Texas
- Val Verde County, Texas
- Bexar County
- Dimmit County

*Mexico: includes cases that have been entered into the Border Project within Mexico with the exception of the Mexican states of Chiapas and Oaxaca, which have their own operating Forensic Data Banks. In states without data banks, DNA sample collection occurs through agreements with local human rights commissions, state search commissions or local prosecutor's offices.

6. Forensic Commission (breakdown of cases, families, and identifications specific to the Forensic Commission, nested within the Border Project):

At the start of the Forensic Commission, EAAF provided ante mortem information (physical data) and information about the disappearance of 68 disappeared migrants, along with genetic profiles of their relatives to the Commission, in representation of the Forensic Data Banks and Mechanisms in Chiapas (1 case), Honduras (18 cases), Guatemala (23 cases), and El Salvador (26 cases). Additionally, and as a part of its own investigations, the Forensic Commission has conducted DNA sample collections in various states within Mexico, as presented in the table below:

Table I: Cases, families, and donors specific to the Forensic Commission, nested within the Border Project

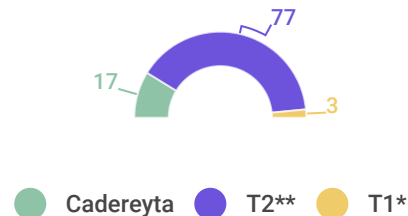
Forensic Data Bank/Place of DNA Collection	MNL	Families	DNA Donors
Honduras	5	5	13
El Salvador	1	1	1
Guatemala	10	8	21
Brazil	1	1	3
Nicaragua	2	2	8
Peru	1	1	3
Estado de México	7	5	29
Guanajuato	66	60	175
Michoacán	16	14	45
Veracruz	1	1	3
San Luis Potosí	19	18	49
Guerrero	2	1	3
Tamaulipas	254	223	572
Zacatecas	2	2	7
Hidalgo	4	3	10
Tlaxcala	1	1	4
Chihuahua	1	1	2
Oaxaca	11	11	44
CDMX	2	1	3
Total	406	359	995

Table II: Identifications completed via the Forensic Commission, nested within the Border Project

	El Salvador	Honduras	Guatemala	Mexico	Nicaragua	Total
2013	-	8	-	-	-	8
2014	-	3	-	-	-	3
2015	1	-	10	6	-	17
2016	-	1	3	25	2	31
2017	-	1	3	5	-	9
2018	-	1	-	11	-	12
2019	-	-	-	4	-	4
2020	-	1	-	-	-	1
2021	-	-	-	3	-	3
2022	-	1	1	6	-	8
2023	-	-	-	1	-	1
Total	1	16	17	61	2	97

Table III: Forensic Commission Identifications per Event

	El Salvador	Honduras	Guatemala	Mexico	Nicaragua	Total
T1	-	3	-	-	-	3
T2	1	1	17	58	-	77
Cadereyta	-	12	-	3	2	17
Total	1	16	17	61	2	97



*Massacre in San Fernando, Tamaulipas on August 24, 2010.
**Mass graves in San Fernando, Tamaulipas discovered as of April 6, 2011.