

# Salary/Fringe Report

SAP Transaction  
ZFISALFRINGE

## Purpose

The Salary/Fringe Report is a useful tool to view and reconcile salary year-to-date actuals and overtime expenditures.

**Run the ZFISALFRINGE transaction in SAP.**

Enter the following criteria:

**Detailed Report:** Select this radio button to receive detailed amounts per employee.

**Drill Down Summary:** Select this radio button to receive subtotals by GL with drilldown capability.

**Personnel Number:** Use this field to search for a specific employee.

**Posting Date:** You can enter a date range for the whole fiscal year or month-by-month using the format mm/dd/yyyy. Posting Dates must not overlap fiscal years, but you can use any date range within a single fiscal year.

**Fiscal Year:** Fiscal year of date range above.



**GL Account:** To narrow your results enter a GL or GL range. For a [list of GLs and commitment items](#), please see the reference material on the [Budget Office website](#). (Note: *GLs begin with a 7.*)

**Cost Center:** Enter your cost center (funds center).

**Fund:** Do *not* enter a fund for this transaction.

Click Execute 

**Salary/Fringe Report**



 


Select Type of Output

Detailed Report


Drill Down Summary

Personnel number

Personnel Number   to  


Wage Type  to  


Date selections


Posting Date   to  


Fiscal Year


Additional select-options

GL Account  to  

Cost Center  to  

Order  to  

WBS Element  to  

Fund  to  

**Review the results of the report.**

Column headings should be self-explanatory.

This screenshot example shows classified salary and overtime for a single employee:

PersNo	Name	Cost Center	G/L Acc	G/L Desc.	Σ Amount	Order	WBS Elem.	Fund	Posting Date	Wage Type
			701500	HE Salary Classif Em	1,859.64			1000064108	09/30/2007	Regular Salary Comp
			701500	HE Salary Classif Em	1,859.64			1000064108	10/31/2007	Regular Salary Comp
			701500	HE Salary Classif Em	507.17			1000064108	11/30/2007	Regular Salary Comp
			702100	Overtime Pay	142.98			1000064108	11/30/2007	FLSA OT Quota Payout
					<b>4,369.43</b>					

This screenshot example shows only overtime for all employees in an entire cost center:

PersNo	Name	Cost Center	G/L Acc	G/L Desc.	Σ Amount	Order	WBS Elem.	Fund	Posting Date	Wage Type
			702100	Overtime Pay	244.17			1000064108	11/30/2007	FLSA OT Quota Payout
					<b>244.17</b>					
			702100	Overtime Pay	54.50			1000061008	09/30/2007	FLSA OT Quota Payout
					<b>54.50</b>					
			702100	Overtime Pay	3.50			1000064108	10/10/2007	FLSA OT Quota Payout
					<b>3.50</b>					
			702100	Overtime Pay	230.54			1000064108	12/10/2007	FLSA OT Quota Payout
					<b>230.54</b>					
			702100	Overtime Pay	32.38			1000064108	10/31/2007	Overtime Pay
			702100	Overtime Pay	32.38			1000064108	11/12/2007	Overtime Pay
			702100	Overtime Pay	107.68			1000064108	11/12/2007	Overtime Pay
					<b>107.68</b>					
			702100	Overtime Pay	142.98			1000064108	11/30/2007	FLSA OT Quota Payout
					<b>142.98</b>					
					<b>783.37</b>					