

TEXAS STATE UNIVERSITY MOVE-IN GUIDE



2026 / 2027

FIRST YEAR HOUSING MOVE-IN GUIDE

A MESSAGE FROM THE TEXAS STATE HOUSING TEAM:

Welcome Home, Bobcats! The Texas State team is excited to welcome you home to your residence hall. As we are completing final preparations for your arrival this summer, there are a few things we would like to review with you. Be sure to take a look at this move-in guide in its entirety as it will have all the information you need to know to make the move-in day as smooth as possible.

We'll break this down in a few different ways: Some of our general information about dates, times, and housing policies, then talk about how to prepare for move-in, and then some task lists for you to complete. While this process may seem a little overwhelming, we promise you we'll be there every step of the way to make this transition as fun as possible! We can't wait to welcome you to campus!

TABLE OF CONTENTS

Move-In Dates and Times	Page 2
Preparing for Move-In	Page 3
Packing List and Prohibited Items List	Page 5
The Week of Move-In	Page 7
24-Hours Before Move-In	Page 9
The Day of Move-In	Page 11
What to Anticipate at UFCU Stadium At Your Hall	Page 13 Page 15
Welcome Week Events	Page 17
Resources for Families	Page 19
Your New Address: How to Send Mail	Page 21
Navigating to UFCU Stadium	Page 23
Color Coded Routes	Page 25



2026 MOVE-IN WEEKEND

FRIDAY, AUGUST 14

7:00 a.m. - 5:00 p.m.
UFCU Stadium via Robbie Ln

SATURDAY, AUGUST 15

7:00 a.m. - 5:00 p.m.
UFCU Stadium via Robbie Ln

SUNDAY, AUGUST 16

7:00 a.m. - 5:00 p.m.
UFCU Stadium via Robbie Ln

SCHEDULING YOUR MOVE-IN DATE & TIME

Students will self-select a move-in appointment date and time within the **Texas State Housing Portal**.

Move-in will begin **Friday, August 14 - Sunday, August 16 from 7:00 a.m. - 5:00 p.m.** Appointments are created for each student, so make sure that both you and your roommate sign up for a time. A select number of move-in time slots will be available per building per day to allow for the best possible experience with the process.

If these dates do not work for you, early move-in is available for an additional fee of **\$100 on Thursday, August 13.**

Questions? Email us at reslife@txstate.edu.



PREPARING FOR MOVE-IN

We understand that move-in is a family affair, and you may have lots of questions! Here are some of our favorites during the move-in preparation process:

FREQUENTLY ASKED QUESTIONS:

When can I move into my residence hall?

Move-in time scheduling opens in the Texas State Housing Portal on May 27, 2026 at 10:00 a.m. In order to schedule a move-in time, you will need to have your housing assignment ready to go. If you have not received your assignment by your New Student Orientation date, please ensure that you have completed the room preferences section of your housing contract, which is also available in the Housing Portal. **Move-In will occur Friday, August 14 - Sunday, August 16, 2026.**

You can move-in on your scheduled date and time as it is listed in the Housing Portal.

Where to I check-in?

Texas State University operates a centralized move-in process. This means that all of our residents will start at **UFCU stadium via Robbie Ln.** during their scheduled move-in date and time. From here, our team will release you to your residence hall. This helps us to control the traffic on campus and make your time at the halls as efficient and easy as possible!

At the halls you will use your Bobcat Card to check-in at the front desk, pick up your keys, and continue your move-in process.

What do I need to bring?

We encourage you to bring things that will make your space feel like home to you. Check out page 5 for our recommended packing list, and items to leave at home. While not an exhaustive list of all the things you may need during your time on-campus, it's a start! Connect with your roommate to see who is bringing which items such as a microwave or mini-fridge.

What happens once I move-in?

Classes will begin Wednesday, August 19. Between move-in and your first class there will be Welcome Week activities and events to get you all connected with the campus and resources available to you!



TEXAS STATE HOUSING PORTAL

View your housing assignment, schedule a move-in time, submit a reassignment request, and view email communications in the housing portal! This is your one stop shop for all things housing.

RECOMMENDED PACKING LIST

PROHIBITED ITEMS LIST

BEDROOM

- Sheets
View your hall's web page for bed sizing
- Comforter / Blanket
- Pillows
- Pillowcases
- Mattress Pad
- Clothing Hangers
- Decor (Posters, Area Rug, Photos)
- Mirror
- Desk Lamp
- Thumbtacks, Push Pins, or Wall Putty

BATHROOM

- Personal Care Items
- Towels
- Wash Cloth
- Bath Caddy
- Shower Shoes
- Bathrobe
- Toilet Paper (Suite & In-Room Bathrooms)

ELECTRONICS

- Surge Protection Extension Cords
- Television
- Coffee Maker
- Cell Phone and Charger
- Laptop and Charger
- Gaming Consoles

CLASSROOM

Check your class syllabus for details

- Textbooks
- Notebooks
- Writing Utensils (Pens & Pencils)
- Backpack

APPLIANCES

If a resident chooses to bring a mini-fridge or microwave, they are required to use a power strip that includes surge protection in order to reduce electrical outages.

- Microwave:** Must be .7 cu. ft or less and have a 700-watt max.
 - Bobcat Village, College Inn, Falls Hall, San Jacinto Hall, San Marcos Hall, Sayers Hall: **One microwave per suite.**
 - All other halls: **One microwave per room.**
- Mini-fridge:** Each resident may bring one 2.5 cu. ft. mini-fridge, OR two residents may share a 4.6 cu. ft. mini-fridge.

CLEANING

- High Efficiency (HE) Laundry Detergent
- Laundry Basket
- Dryer Sheets
- All-Purpose Cleaner
- Paper Towels
- Trash Bags
- Disinfectant Wipes

PERSONAL

- Bobcat Card
- Drivers License or State ID
- Medical Insurance Card
- Bank Cards
- Personal Prescriptions
- First-Aid Kit



PLEASE LEAVE THE FOLLOWING ITEMS AT HOME:

- Air Fryers
- Hot Plates
- Blenders
- Toasters
- Slow Cookers
- Pressure Cookers
- Electric Grills
- Weapons
- Candles
- Alcohol
- Pets*
- Wireless Routers
- Hoverboards
- Halogen Neon Signs

**Fish only, in a 10-gallon tank or less. Emotional support animals must be approved by Disability Services and Housing and Residential Life.*



REVIEW THE LIVING ON-CAMPUS HANDBOOK

Residents should review the living on-campus handbook prior to moving in. This guide reviews policies, procedures, and helpful information and resources for adjusting to your new TXST home.

WEEK OF MOVE-IN



CHECK YOUR EMAIL

Check your TXST email regularly for updates and important information about move-in and more! Be sure that you have thoroughly reviewed all emails sent.



PRINT YOUR TIME HANG TAG

Your time hang tag will be **REQUIRED** to enter the staging lot at UFCU Stadium. Please print your hang tags and have them prepared for move-in day. If you do not have hang tags one week before move-in, email us at reslife@txstate.edu for assistance.



FINISH PACKING

Review our packing list for basics of what to bring! Talk with your roommate about who is willing to bring things like mini-fridge, microwaves, and television.



CALL WITH QUESTIONS

Need some extra help? Give us a call! Our team is happy to assist you with any questions you may have about the move-in process. Please visit our move-in page and follow us on social media for the most up-to-date information.



REVIEW YOUR ROUTE

Each residence hall has their own unique route during move-in. Please review this route prior to arriving to UFCU stadium, and follow color coded routes around campus. Avoid using mapping software to navigate. Move-in involves closing roads and one way roads, not that are not accessible on maps.

Residents will have access to a move-in cart to assist them with unloading their vehicle.

Residents Assistants (RAs) are peer mentors who live and work in your hall and will assist in finding resources, and navigating TXST.



SCAN HERE TO REVIEW YOUR HALL'S ROUTE



DAY BEFORE MOVE-IN



Roommates will complete a roommate agreement during their first meeting with their RA to discuss important pieces of sharing spaces like: "What are our thoughts on having guests in the room?"



VISIBLY DISPLAY YOUR HANG TAG

Make sure your time hang tag is clearly visible and hanging from the rear view mirror. The date and time should be facing outward for staff to be able to read it. This time hang tag will be required to enter the move-in staging lot at UFCU Stadium. Each car in your group should have their own hang tag.

Reminder: Each student is limited to 2 cars at UFCU Stadium.



PACK YOUR VEHICLE

To ensure your move-in goes as smooth as possible, make sure that everything you will need for the day of is easily accessible. Be sure your vehicle is fueled and prepared for travel in the Texas heat. Consider packing a dolly or move-in cart as supplies will be limited.



LOCATE YOUR BOBCAT CARD

Have your Bobcat Card ready to go, you will need it to check-in at your residence hall.



COMMUNICATE WITH YOUR GUESTS

Make sure your guests know the following information:

- Students along with their **2 vehicles maximum** that need to be unloaded will be the only vehicles reporting to UFCU Stadium. Should you have additional guests in a separate vehicle, please direct them to park at designated parking locations across campus and walk to your residence hall.
- Students and their vehicles should arrive no earlier than 15-minutes before their scheduled move-in time via Robbie Ln. Students that arrive before their assigned time will be redirected to a holding lot until their scheduled move-in time.
- On arrival, both vehicles must display their time hang tag in the car's rear view mirror. This will allow you to continue through our staging lot at UFCU Stadium.
- Know which residence hall you are moving in to. Our team will need this information to be able to provide your residence hall hang tag. (Feel free to write it on the back of your time hang tag!)
- Know your route! Follow color specific routes through campus. Please avoid using mapping software as roads across campus will be restricted.
- Texas is HOT! Stay hydrated by bringing reusable water bottles to refill at the halls, and wear weather appropriate apparel to keep you cool.


DAY OF MOVE-IN



FINAL CHECKLIST

Complete a final checklist, do you have the following items?

- Time hang tag printed and visibly displayed with time facing the windshield
- Name of your residence hall (TIP: Write it on the back of your time hang tag!)
- Two cars maximum with personal items heading to UFCU Stadium
- Water & snacks to fuel throughout the day



MAKE YOUR WAY TO UFCU STADIUM

Head to UFCU Stadium via Robbie Ln. no more than 15-minutes before your scheduled move-in time. **Early arrivals will not be permitted** and will be re-directed until their move-in time.



FOLLOW DIRECTIONAL SIGNS

Be sure to keep an eye out for directional signage, and move-in volunteers directing you to the move-in lanes.

Follow volunteer directions on how to navigate through the move-in lot.



GET YOUR RESIDENCE HALL HANG TAG

Once you have navigated to a lane, your time hang tag will be exchanged for a residence hall hang tag by one of our move-in volunteers. It is important to know which hall you are moving to in order to receive the correct residence hall hang tag.



NAVIGATE TO YOUR HALL

Scan the QR code on the back of your hang tag for your route. Routes are specific to your residence hall, so be sure you know where you're heading before departing the staging lot.

DO NOT use navigation software, as roads will be closed across campus for move-in. Directional signage is displayed throughout campus based on the color of your residence hall hang tag.



CHECK-IN

Have your Bobcat Card ready to go, students will head directly inside to check-in and receive their keys while guests are invited to start unloading the vehicle.



UNLOAD AND RELOCATE VEHICLE

Cars will be allowed to park in the unloading zone for a maximum of 15-minutes. Once all your belongings have been unloaded, please relocate your vehicle to an available parking space.



UNPACK AND RELAX

Once your vehicle has been unloaded and relocated, you will have unlimited time to unpack and unwind in the residence hall. We encourage you to take this time to decorate and make the space feel like home.



WELCOME HOME!

On behalf of all of us at TXST, we are excited to welcome you to campus! Take some time to explore your new residence hall, campus, and all of the resources that TXST has to offer.

WHAT HAPPENS AT UFCU STADIUM?

LOT ONE



STAGING LOT ONE

Cars with their time hang tag displayed will be welcomed to the first of two staging lots at UFCU Stadium during their move-in appointment time. We ask that if students choose to bring two cars, they stay together in the same lane when entering both lots.

Move-In volunteers will come to each vehicle, ask which residence hall the student is moving in to and give a hang tag to direct you to that hall. The color of the hang tag is associated with the color route this hall will use to navigate campus. Scan the QR code on the hang tag to view your route through campus. Please keep the hang tag visibly displayed on the rearview mirror so that move-in volunteers can see it and direct you to your halls staging lane.



STAGING LOT TWO

Once your vehicle has been properly tagged, please wait for volunteers to dismiss you to staging lot two. Here, you will be sorted into your individual residence hall lanes to await an open spot at the unloading zone of your hall.

Follow volunteer instructions and flags to navigate to your lane. Lanes will be released as space becomes available in front of the residence hall to unload. Follow volunteer directions and be alert for when your lane is released. Follow the route from the QR code through campus until you arrive at your residence hall's unloading zone.

Your 90-minute move-in window includes time spent in both lots, and navigating to the hall.

LOT TWO



AT YOUR RESIDENCE HALL



CHECK-IN

Have your Bobcat Card ready to go, students will head directly inside to check-in and receive their keys while guests are invited to start unloading the vehicle.



UNLOAD YOUR BELONGINGS

Cars will be allowed to park in the unloading zone for a maximum of 15-minutes. Once all your belongings have been unloaded, please relocate your vehicle to an available parking space.



RELOCATE YOUR VEHICLE

Once your vehicle has been unloaded and relocated, you will have unlimited time to unpack and unwind in the residence hall.

Move-In Shuttles are available from P9 parking lot and Mill St. Parking lot from 7:30 a.m. - 7:00 p.m. Friday - Sunday of move-in.



UNPACK & WELCOME HOME!

On behalf of all of us at TXST, we are excited to welcome you to campus! Take some time to decorate your space, explore your new residence hall, campus, and all of the resources that TXST has to offer.

As you settle in, be sure to break down all cardboard boxes, and place them in designated recycling containers outside your hall.






LBJ TAKEOVER



RECFEST

You're probably wondering, "what comes next"? Bobcat Welcome Week is Texas State University's program designed to officially welcome new students to the university community. Building on New Student Orientation, this program allows new students to further explore opportunities, services, and resources helpful in their transition to life at Texas State.



CLASS PHOTO

BOBCAT WELCOME WEEK EVENTS

To view a complete list including dates and times for Welcome Week events, scan the QR code and select "Bobcat Welcome".




BOBCAT WELCOME WEEK

AUGUST 17-19




JUMPSTART

RESOURCES FOR FAMILIES



FAMILY EXPERIENCES

Did you know there is an entire office at Texas State dedicated to New Student and Family experiences? Find different resources including the Bobcat Family Portal, Family Weekend information, learn about the Family Association and so much more. Contact their office at family@txstate.edu.




BOBCAT FAMILY PORTAL

Bobcat Family Portal is your one-stop shop for family news. The portal will provide access to campus news updates and important deadlines, as well as access to approved student information. Notifications for email newsletters for some of your favorite on-campus resources can be turned on here.




BOBCAT ORGANIZATION HUB

Our events calendar tells you all that you need to know about the exciting events happening on campus. Whether it's a movie night, tutoring sessions, or a moonlight kayak paddle, we'll keep you informed on all of the events happening across campus!



SAFETY RESOURCES

Make sure your Bobcat has important contacts including University Police Department, mental health support services, and the phone number to their residence hall's front desk saved to their phone.



ACADEMIC CALENDAR

The Academic Calendar includes all information on important dates for the semester including registration dates, payment deadlines, and break schedules.

YOUR NEW TEXAS STATE ADDRESS



ALAMITO

102 Russell Cir.
San Marcos, TX 78666

BEXAR

100 Llano Cir.
San Marcos, TX 78666

BLANCO

701 Moore St.
San Marcos, TX 78666

BOBCAT VILLAGE

1301 Aquarena Springs Dr.
San Marcos, TX 78666

BROGDON

607 N. Edward Gary St.
San Marcos, TX 78666

BUTLER

500 N. Edward Gary St.
San Marcos, TX 78666

CHAUTAUQUA

302 Student Center Dr.
San Marcos, TX 78666

CIBOLO

102 Russell Cir.
San Marcos, TX 78666

COLLEGE INN

714 N. Comanche St.
San Marcos, TX 78666

ELENA ZAMORA O'SHEA

951 Moore St.
San Marcos, TX 78666

FALLS

631 Moore St.
San Marcos, TX 78666

FIRST FIVE FREEDOM

951 Moore St.
San Marcos, TX 78666

GAILLARDIA

302 Student Center Dr.
San Marcos, TX 78666

JACKSON

702 Tomas Rivera Dr.
San Marcos, TX 78666

LANTANA

501 N. Edward Gary St.
San Marcos, TX 78666

LAUREL

600 N. LBJ Dr.
San Marcos, TX 78666

MESQUITE

616 N. LBJ Dr.
San Marcos, TX 78666

RETAMA

611 N. LBJ Dr.
San Marcos, TX 78666

RICHARD A. CASTRO

702 Academy Street
San Marcos, TX 78666

SAN JACINTO

217 W. Woods St.
San Marcos, TX 78666

SAN MARCOS

703 Academy St.
San Marcos, TX 78666

SAYERS

631 Moore St.
San Marcos, TX 78666

STERRY

409 N. Edward Gary St.
San Marcos, TX 78666

TOWER

101 W. Woods St.
San Marcos, TX 78666

SENDING AND RECEIVING MAIL

Mail is sent directly to our residence halls. Once mail has been delivered to the mail room, our Desk Assistants will take the time to log your package into the housing portal. Once your package has been logged, you will receive an email to pick up your package at the front desk. Please note that a “delivered” status does not mean that your package is ready for pick up. Mail is processed daily and notifications are sent as packages are processed.

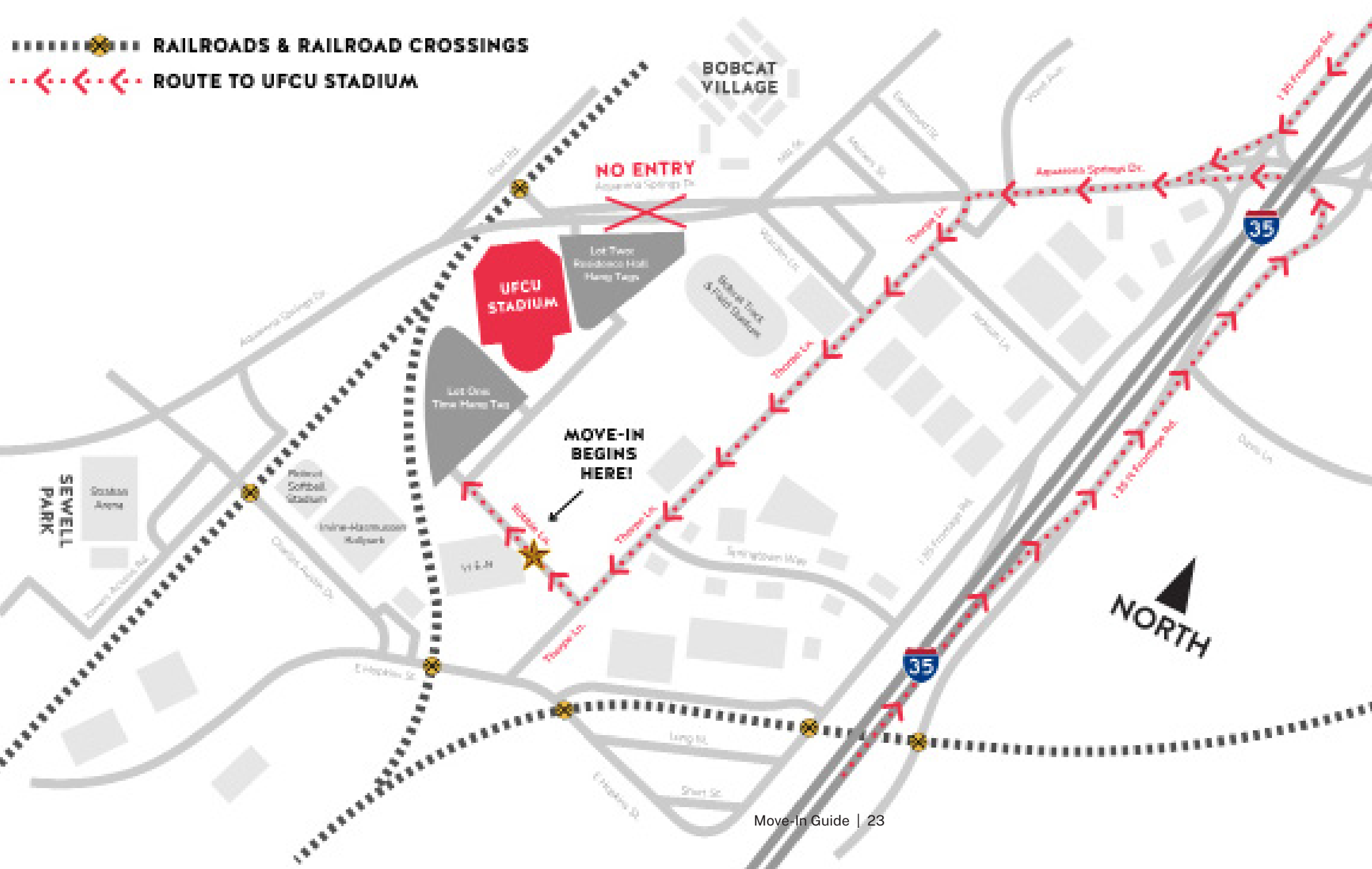
Mail service will be paused for winter break and summer break. Important information pertaining to mail closures will be communicated to your hall.

Packages will not be accepted prior to move in.

When sending mail to your on-campus address, please be sure to address your mail with the following information so that we can get your mail to you.

STUDENT NAME
Building Address
Room Number
San Marcos, TX 78666

NAVIGATING TO YOUR HALL



DO NOT ARRIVE EARLY

To avoid potential delays, head to UFCU Stadium via Robbie Ln. no more than 15-minutes before your scheduled move-in time. **Early arrivals will not be permitted** and will be re-directed until their scheduled move-in time.

REVIEW YOUR HALL'S ROUTE

Each residence hall has their own unique route departing from UFCU Stadium. Please review this route prior to arriving for your move-in appointment, and follow color-coded routes around campus. Avoid using apps such as Google Maps to navigate as there will be road closures around campus.



SCAN HERE
FOR YOUR
HALL'S
ROUTE

COLOR CODED HALL ROUTES



TEXAS STATE MOVE-IN



SCAN HERE FOR YOUR HALL'S ROUTE

PARKING KEY:

- 1: P9 Parking lot
- 2: Mill St. Parking Lot
- 3: Pleasant St. Parking Garage
- 4: Edward Gary Garage
- 5: Tower Hall Garage (Top floor for unloading only)
- 6: Wood St. Parking Garage
- 7: Matthew St. Parking Garage
- 8: Bexar Hall Parking Garage (Top floor for unloading only)
- 9: Speck St. Parking Garage



TEXAS STATE UNIVERSITY
Housing & Residential Life

reslife.txst.edu

512.245.4663

reslife@txstate.edu



@txstatehousing



@txstatehousing



/texasstatehousing

The Texas State University System Board of Regents

Stephen Lee, Chairman, Bastrop | Charlie Amato, San Antonio | Duke Austin, Houston | Sheila Faske, Rose City |
ussel Gordy, Houston | Tom Long, Dallas | Tom Long, Frisco | William F. Scott, Nederland | Alan L. Tinsley, Madisonville
Johnny R. Weisman, New Braunfels | Donovan Brown, Student Regent, San Marcos

Texas State University is an equal employment opportunity employer and takes affirmative action to employ covered veterans and people with disabilities.

This information is available in an alternate format upon request from Disability Services.