


WELCOME HOME, BOBCCATS!

Department of Housing and Residential Life





**WHAT'S
NEXT?**



**MOVE-IN
PROCESS**



**KEEP IN
CONTACT**



WHAT'S NEXT?

SUBMIT A HOUSING CONTRACT

Questions about your housing contract?
Please contact the housing office,
or visit us from 8 AM – 5 PM

KEEP AN EYE ON YOUR EMAIL

Communications will be sent to your TXST Email

SCHEDULE A MOVE-IN APPOINTMENT

Move-in appointments are available
now in the housing portal.

NEW: Early Arrival Appointments
August 15, \$100 early arrival fee



MOVE-IN PROCESS

How to Prepare for Move-In at TXST

**SCAN HERE FOR
MOVE-IN GUIDE**



MOVE-IN AUGUST 16, 17, 18

How to Start Preparing

- View your Housing Assignment
- Schedule a Move-In Time
- Review the Packing List
- Check Bobcat Mail



MOVE-IN KNOW YOUR HALL

Deciding What to Bring

- Visit your hall's webpage to view measurements, photos and a virtual tour
- Check your bed size
- Coordinate with your roommates and suitemates on who will bring things like microwave, mini-fridge, and TV.
- Review the packing list in the move-in guide
- Consider the furniture included
 - *Note: You can bring furniture in to the space, but we cannot remove furniture included in the room.*





MOVE-IN PROCESS

Day of Move-In

DAY OF MOVE-IN

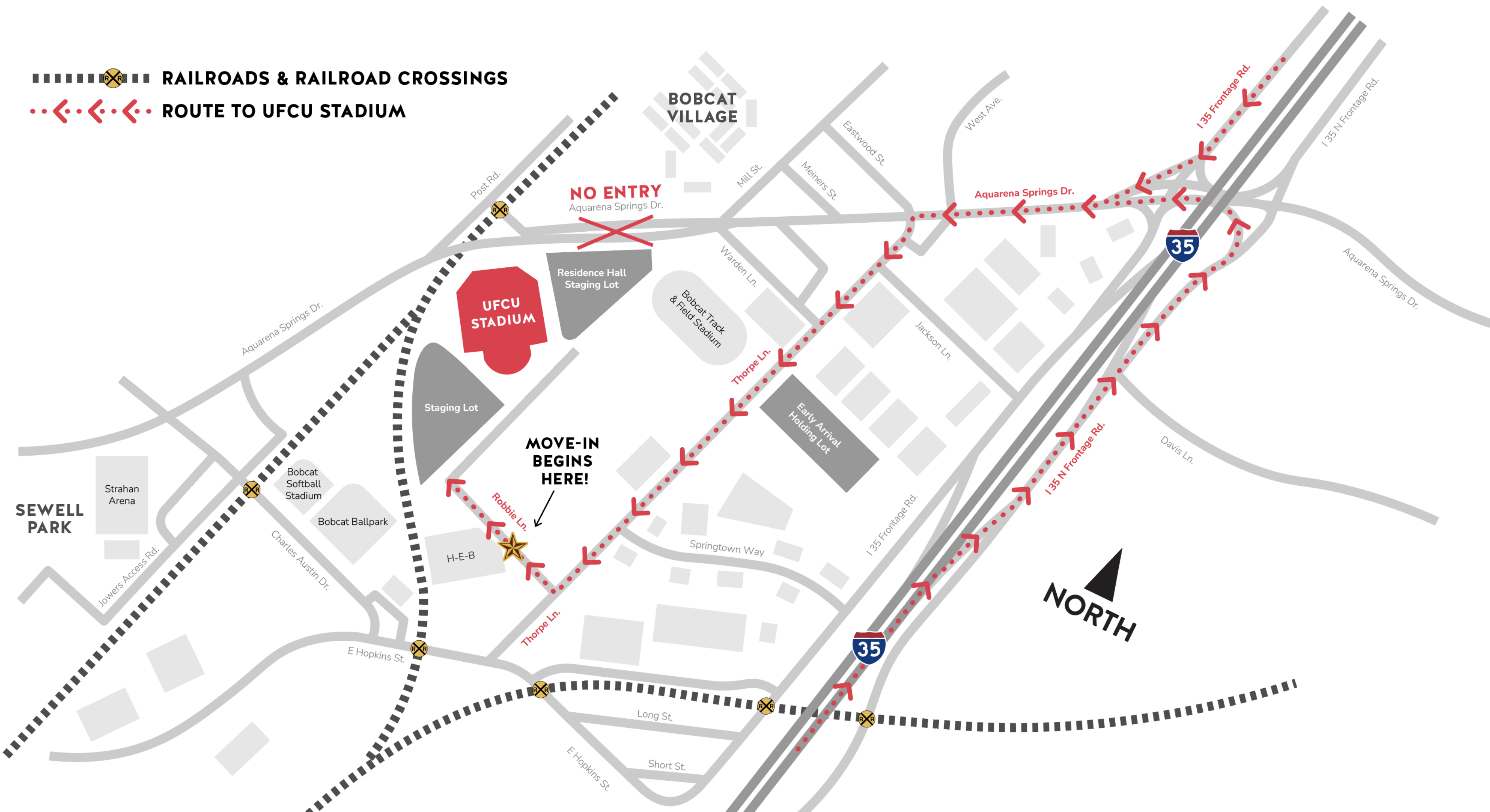
Complete a final checklist:

- Time Hang Tag - printed and visibly displayed
- Name of your residence hall
- Two cars with personal items (max) heading to UFCU Stadium (via Robbie Lane)
- Water & snacks to fuel throughout the day



RAILROADS & RAILROAD CROSSINGS

ROUTE TO UFCU STADIUM



NO ENTRY
Aquarena Springs Dr.

UFCU STADIUM

MOVE-IN BEGINS HERE!

NORTH

35

35

BOBCAT VILLAGE

SEWELL PARK

AT UFCU STADIUM

First Staging Lot:

- Arrive no more than 15-minutes before your time
- Stay with your group!
- Exchange your time hang tags for residence hall tags
- Follow directions from move-in volunteers
- Navigate to the residence hall staging lot on the other side of the stadium



AT UFCU STADIUM

Second Staging Lot:

- Follow volunteer directions to navigate to your halls holding space. As soon as space is available in the unloading zone at your hall, you will be released.
- Scan the QR code on the back of your residence hall hang tag for your route through campus.
 - *Avoid using navigation software such as Google Maps. Roads across campus will be closed for Move-In and we want to get you to the right spot!*





FIRST LOT



SECOND LOT

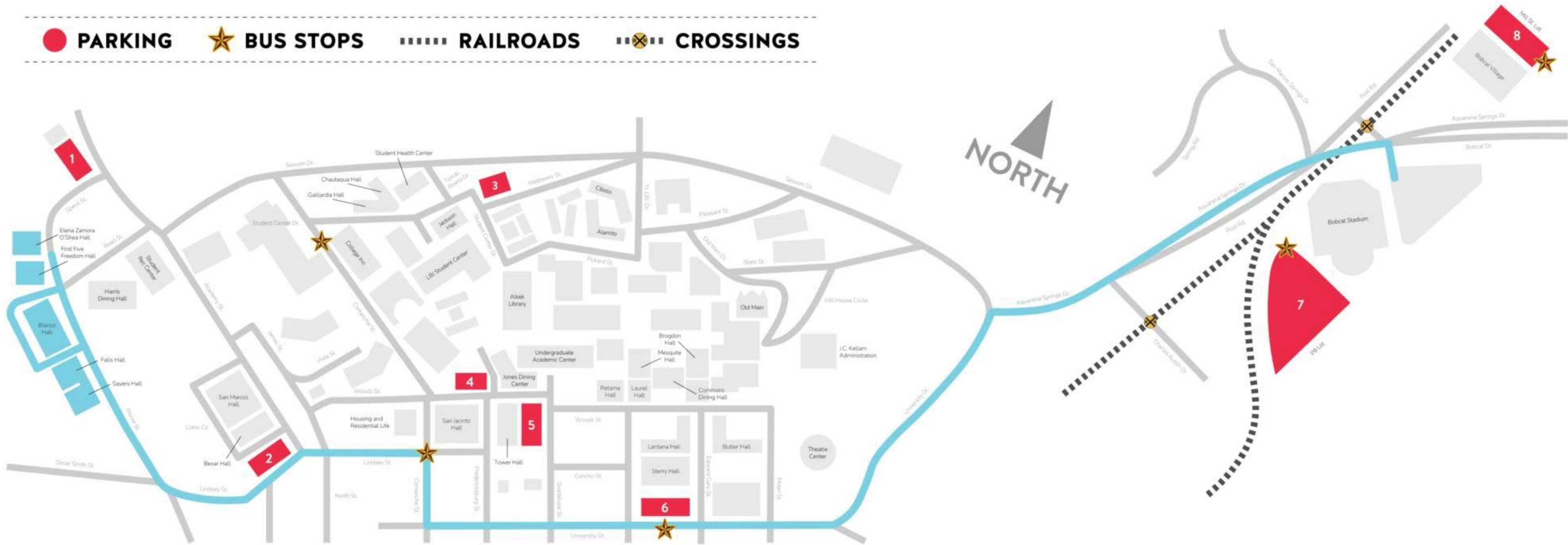
NAVIGATING TO YOUR HALL

Residence Hall Routes:

- The QR code on your hang tag will direct you through campus
 - *Routes are currently available for review on the move-in webpage*
- Each residence hall is associated a color-coded route through campus. Follow the signs associated with your residence halls color.
- One-way roads and closures around campus



PARKING **BUS STOPS** **RAILROADS** **CROSSINGS**



BLUE ROUTE

TEXAS STATE - SAN MARCOS CAMPUS

ARRIVING AT YOUR HALL

Unloading and Check-In:

- Each student will have 15-minutes to unload and relocate their vehicle to a designated parking spot.
- Students should proceed directly inside with their Bobcat Card to begin the check-in process.
- Guests should remain at the car to unload belongings.
- Carts will be distributed at the unloading zone.



UNPACK AND RELAX

Following the Relocation of your Car:

- Students and their guests will have unlimited time to unpack and relax inside of the residence hall.
- We encourage you to take this time to decorate and make the space feel like home!
- Should you need to run and grab extra goods, note that the unloading zone at your building will not be available.



WELCOME HOME!

Bobcat Welcome Week:

- Get to know your in-hall staff, resources, and other residents.
 - Save important information from community flyers
- Enjoy a week of welcome events and get into the Texas State Spirit with your RA!





KEEP IN CONTACT

Housing at New Student Orientation

CONTACT HOUSING AT NSO

Housing Information Day 1:

- Housing Office: 8AM – 5PM
 - 515 N Comanche St.
 - (Across from Ingram Hall)



CONTACT HOUSING AT NSO

Housing Information Day 2:

- Browse: 10:15 AM – 11:00 AM
 - Lift housing holds
 - Grab a Move-In Guide
- Housing Office: 8AM – 5PM
 - 515 N Comanche St.



CONTACT HOUSING AT NSO

Housing Information Day 2:

- Housing Tours: 12:00 PM – 1:30 PM
- Guided Tours are offered on a drop-in basis, meet in the lobby of your residence hall and wait for assistance from a Housing Ambassador
- You'll get the opportunity to see: kitchen, laundry, study spaces, bathroom & a show room.



KEEP IN CONTACT



@TxStateHousing



reslife@txstate.edu



/TexasStateHousing



512.245.4663