

# TEXAS STATE UNIVERSITY MOVE-IN GUIDE



2025 / 2026



# MOVE-IN GUIDE

## TABLE OF CONTENTS

Move-In Dates and Times	2	Welcome Week Events	15
Preparing for Move-In	3	Resources for Families	17
Packing List	5	Your New Address	19
The Week of Move-In	7	Navigating to UFCU Stadium	21
24-Hours Before Move-In	9		
The Day of Move-In	11		
What to Anticipate at UFCU Stadium	13		

### SATURDAY, AUGUST 16TH

7 AM - 5 PM  
UFCU Stadium via Robbie Ln

### SUNDAY, AUGUST 17TH

7 AM - 5 PM  
UFCU Stadium via Robbie Ln

### MONDAY, AUGUST 18TH

7 AM - 5 PM  
UFCU Stadium via Robbie Ln

### SCHEDULE A MOVE-IN TIME

Students will self-select a move-in appointment date and time within the **Housing Portal**. Move-in will begin Saturday, August 16th - Monday, August 18th. Appointments are created for each student, so make sure that both you and your roommate sign up for a time! A select number of move-in time slots will be available per building per day.

Additional information will be provided directly to your TXST email address.

Questions? Email us at [reslife@txstate.edu](mailto:reslife@txstate.edu).



## MOVE-IN CHECKLIST



View your Housing Assignment



Schedule a Move-In Time



Review the Packing List



Check Email for Additional Move-In Details



Get Ready for Move-In!



# PREPARING FOR MOVE-IN

We are excited to invite you to your new Texas State home! Whether you're from Texas or out-of-state, we hope that you find your community here within your residence hall. If you need any additional assistance navigating the housing process, know that our team is here to support you.

Feel free to contact us at [reslife@txstate.edu](mailto:reslife@txstate.edu)

This guidebook for move-in should serve as a tool in preparing you for the big day. Whether you want to learn more about what to pack, staff members in your hall, what the day will look like and more, you will find it here!



## TEXAS STATE HOUSING PORTAL

View your housing assignment, schedule a move-in time, submit a reassignment request, and view email communications in the housing portal!

This is your one stop shop for all things housing.

# RECOMMENDED PACKING LIST

## BEDROOM

- Sheets  
View your halls webpage for measurements
- Comforter
- Pillows
- Pillowcases
- Mattress Pad
- Clothing Hangers
- Decor (Posters, Area Rug, Photos)
- Mirror
- Desk Lamp
- Thumbtacks, Push pins, or wall putty

## BATHROOM

- Personal Care Items
- Towels
- Wash Cloth
- Bath Caddy
- Shower Shoes
- Bathrobe
- Toilet Paper (Suite & In-Room Bathrooms)

## ELECTRONICS

- Surge Protection Extension Cords
- Television
- Coffee Maker
- Cell Phone and Charger
- Laptop and Charger

## CLASSROOM

Check your class syllabus for details

- Textbooks
- Notebooks
- Writing Utensils (Pens & Pencils)
- Backpack

## APPLIANCES

If a resident chooses to bring a mini-fridge or microwave, they are required to use a power strip that includes surge protection in order to reduce electrical outages.

- Microwave:** Must be .7 cu. ft or less and have a 700-watt max.
  - College Inn, Falls Hall, San Jacinto Hall, San Marcos Hall, Sayers Hall: One microwave per suite.
  - All other halls: One microwave per room.
- Mini-fridge:** Each resident may bring one 2.5 cu. ft. mini-fridge, OR two residents may share a 4.6 cu. ft. mini-fridge.

## CLEANING

- High Efficiency (HE) Laundry Detergent
- Laundry Basket
- Dryer Sheets
- All-Purpose Cleaner
- Paper Towels
- Trash Bags
- Disinfectant Wipes

## PERSONAL

- Bobcat Card
- Drivers License or State ID
- Medical Insurance Card
- Bank Cards
- Personal Prescriptions
- First-Aid Kit

# PROHIBITED ITEMS LIST

## PLEASE LEAVE THE FOLLOWING ITEMS AT HOME:

- Air Fryers
- Hot Plates
- Blenders
- Toasters
- Slow Cookers
- Pressure Cookers
- Electric Grills
- Weapons
- Candles
- Alcohol
- Pets\*
- Wireless Routers
- Hoverboards
- Command Strips\*\*

\*Fish only, in a 10-gallon tank or less. Emotional support animals must be approved by Disability Services and Housing and Residential Life.

\*\* Command strips are not allowed on the walls as it will damage paint. Please use thumbtacks, push pins, tape and wall putty to hang decor.



## REVIEW THE LIVING ON-CAMPUS HANDBOOK

Residents should review the living on-campus handbook prior to moving in. This guide reviews policies, procedures, and helpful information and resources for adjusting to your new TXST home.

# WEEK OF MOVE-IN



## CHECK YOUR EMAIL

Check your TXST email for any last minute communications! Be sure that you have thoroughly reviewed all emails sent.



## PRINT YOUR TIME HANG TAG

Your time hang tag will be **REQUIRED** to enter the staging lot at UFCU Stadium. Please print your hang tags and have them prepared for move-in day. If you do not have hang tags one week before move-in, email us at [reslife@txstate.edu](mailto:reslife@txstate.edu) for assistance.




## FINISH PACKING

Review our packing list for basics of what to bring! Talk with your roommate about who is willing to bring things like mini-fridge, microwaves, and television.



## CALL WITH QUESTIONS

Need some extra help? Give us a call! Our team is happy to assist you with any questions you may have about the move-in process. Please visit our move-in page and follow us on social media for the most up-to-date information.



## REVIEW YOUR ROUTE

Each residence hall has their own unique route from UFCU Stadium. Please review this route prior to arriving for your move-in appointment, and follow color coded routes around campus. Avoid using apps such as Google Maps to navigate.



# DAY BEFORE MOVE-IN



## VISIBLY DISPLAY YOUR HANG TAG

Make sure your time hang tag is clearly visible and hanging from the rear view mirror. This time hang tag will be required to enter the staging lot at UFCU Stadium. Each car should have their own hang tag.

**Reminder: Each student is limited to 2 cars at UFCU Stadium.**



## PACK YOUR VEHICLE

To ensure your move-in goes as smooth as possible, make sure that everything you will need for the day of is easily accessible. Be sure your vehicle is fueled and prepared for travel in the Texas heat. Consider packing a dolly or move-in cart as supplies will be limited.



## LOCATE YOUR BOBCAT CARD

Have your Bobcat Card ready to go, you will need it to check-in at your residence hall!



## COMMUNICATE WITH YOUR GUESTS

**Make sure your guests know the following information:**

- Students along with their two vehicles maximum that need to be unloaded will be the only vehicles reporting to UFCU Stadium. Should you have additional guests in a separate vehicle, please direct them to park on-campus and walk to your residence hall.
- Students and their vehicles should arrive no earlier than 15-minutes before their scheduled move-in time via Robbie Ln. Students that arrive before their assigned time will be redirected to a holding lot until their scheduled move-in time.
- On arrival, both vehicles must display their time slot hang tag in the car's rear view mirror. This will allow you to continue through our staging lot at UFCU Stadium.
- Know which residence hall you are moving in to. Our team will need this information to be able to provide your residence hall name tag. (Feel free to write it on the back of your time hang tag!)
- Know your route! Follow color specific routes through campus. Please avoid using mapping software such as Google Maps as roads across campus will be restricted.
- Texas is HOT! Stay hydrated by bringing reusable water bottles to refill at the halls, and wear weather appropriate apparel to keep you cool.

# DAY OF MOVE-IN



## BE PREPARED

Complete a final checklist, do you have the following items?

- Time Hang Tag - printed and visibly displayed
- Name of your residence hall (TIP: Write it on the back of your time tag!)
- Two cars with personal items (maximum) heading to UFCU Stadium
- Water & snacks to fuel throughout the day



## MAKE YOUR WAY TO UFCU STADIUM

Head to UFCU Stadium via Robbie Ln. no more than 15-minutes before your scheduled move-in time. **Early arrivals will not be permitted** and will be re-directed to a holding lot on Thorpe Ln.



## FOLLOW DIRECTIONAL SIGNS

Be sure to keep an eye out for directional signage, and move-in volunteers directing you to the move-in lanes.

Keep your entire party together while navigating the lot at UFCU Stadium.



## EXCHANGE YOUR HANG TAGS

Once you have navigated to a lane, your time hang tag will be exchanged with a move-in volunteer for a residence hall hang tag. It is important to know which hall you are moving in to in order to receive the proper hang tag.



## NAVIGATE TO YOUR HALL

Scan the QR code on the back of your hang tag for your route. Routes are specific to your residence hall, so be sure you know where you're heading before departing the staging lot. **DO NOT** use navigation software such as Google Maps as roads will be closed across campus for move-in. Directional signage is displayed throughout campus based on the color of your residence hall hang tag.




## CHECK-IN

Have your Bobcat Card ready to go, students will head directly inside to check-in and receive their keys while guests are invited to start unloading the vehicle.



## UNLOAD AND RELOCATE VEHICLE

Cars will be allowed to park in the unloading zone for a maximum of 15-minutes. Once all your belongings have been unloaded, please relocate your vehicle to an available parking space.



## UNPACK AND RELAX

Once your vehicle has been unloaded and relocated, you will have unlimited time to unpack and unwind in the residence hall. We encourage you to take this time to decorate and make the space feel like home.



## WELCOME HOME!

On behalf of all of us at TXST, we are excited to welcome you to campus! Take some time to explore your new residence hall, campus, and all of the resources that TXST has to offer.

# WHAT TO ANTICIPATE AT UFCU STADIUM

STAGING LOT



## STAGING LOT

Cars with their time hang tag displayed will be welcomed to the first of two staging lots at UFCU Stadium during their move-in appointment time. We ask that if students choose to bring two cars, they stay together in the same lane when entering both lots. Move-In volunteers will come to each vehicle, ask which residence hall the student is moving in to and give the proper hang tag to direct you to that hall. The color of the hang tag is associated with the color route this hall will use to navigate campus. Scan the QR code on the hang tag to view your route through campus. Please keep the hang tag visibly displayed so that move-in volunteers can properly direct you to your halls staging lane.

## RESIDENCE HALL STAGING LOT

Once your vehicle has been properly tagged, please wait for volunteers to dismiss you to the secondary residence hall staging lot. Here, you will be sorted into your individual residence hall lanes to await an open spot at the unload zone at our halls. Follow volunteer instructions and flags to navigate to your lane. Once your lane has been released, follow the route through campus until you arrive to your residence halls unloading zone.





LBJ TAKEOVER



RECFEST

You're probably wondering, "what comes next"? Bobcat Welcome Week is Texas State University's program designed to officially welcome new students to the university community. Building on New Student Orientation, this program allows new students to further explore opportunities, services, and resources helpful in their transition and pursuit of student success.



CLASS PHOTO

### BOBCAT WELCOME WEEK EVENTS

To view a complete list including dates and times for Welcome Week events, scan the QR code.




# BOBCAT WELCOME WEEK

AUGUST 19th - 22nd



JUMPSTART

# RESOURCES FOR FAMILIES



## FAMILY EXPERIENCES

Did you know there is an entire office at Texas State dedicated to New Student and Family experiences? Find different resources including the Bobcat Family Portal, Family Weekend information, learn about the Family Association and so much more. Contact their office at [parentandfamily@txstate.edu](mailto:parentandfamily@txstate.edu).




## BOBCAT FAMILY PORTAL

Bobcat Family Portal is your one-stop shop for family news. The portal will provide access to campus news updates and important deadlines, as well as access to approved student information. Notifications for email newsletters for some of your favorite on-campus resources can be turned on here.



## BOBCAT ORGANIZATION HUB

Our events calendar tells you all that you need to know about the exciting events happening on campus. Whether it's a movie night, tutoring sessions, or a moonlight kayak paddle, we'll keep you informed on all of the events happening across campus!



## SAFETY RESOURCES

Make sure your Bobcat has important contacts including University Police Department, mental health support services, and the phone number to their residence halls front desk saved to their phone.



## HERE TO HELP

We are all Here to Help. Faculty, staff, students, and members of the Bobcat community are welcome to submit a Here to Help report to assist students of concern. This could be anything from mental health concerns, to financial aid assistance. Our team will get you connected with the right resources to assist your student.

# YOUR NEW TEXAS STATE ADDRESS



## ALAMITO

102 Russell Cir.  
San Marcos, TX 78666

## BEXAR

100 Llano Cir.  
San Marcos, TX 78666

## BLANCO

701 Moore St.  
San Marcos, TX 78666

## BROGDON

607 N. Edward Gary St.  
San Marcos, TX 78666

## BUTLER

500 N. Edward Gary St.  
San Marcos, TX 78666

## CASTRO

702 Academy Street  
San Marcos, TX 78666

## CHAUTAUQUA

302 Student Center Dr.  
San Marcos, TX 78666

## CIBOLO

102 Russell Cir.  
San Marcos, TX 78666

## COLLEGE INN

714 N. Comanche St.  
San Marcos, TX 78666

## ELENA ZAMORA O'SHEA

951 Moore St.  
San Marcos, TX 78666

## FALLS

631 Moore St.  
San Marcos, TX 78666

## FIRST FIVE FREEDOM

951 Moore St.  
San Marcos, TX 78666

## GAILLARDIA

302 Student Center Dr.  
San Marcos, TX 78666

## JACKSON

702 Tomas Rivera Dr.  
San Marcos, TX 78666

## LANTANA

501 N. Edward Gary St.  
San Marcos, TX 78666

## LAUREL

600 N. LBJ Dr.  
San Marcos, TX 78666

## MESQUITE

616 N. LBJ Dr.  
San Marcos, TX 78666

## RETAMA

611 N. LBJ Dr.  
San Marcos, TX 78666

## SAN JACINTO

217 W. Woods St.  
San Marcos, TX 78666

## SAN MARCOS

703 Academy St.  
San Marcos, TX 78666

## SAYERS

631 Moore St.  
San Marcos, TX 78666

## STERRY

409 N. Edward Gary St.  
San Marcos, TX 78666

## TOWER

101 W. Woods St.  
San Marcos, TX 78666

## SENDING AND RECEIVING MAIL

Mail is sent directly to our residence halls. Once mail has been delivered to the mail room, our desk assistants will take the time to log your package into the housing portal. Once your package has been logged, you will receive an email to pick up your package at the front desk. Please note that a "delivered" status does not mean that your package is ready for pick up. Mail is processed daily and notifications are sent as packages are processed.

Mail service will be paused for winter break and summer break. Important information pertaining to mail closures will be communicated to your hall.

**Packages will not be accepted prior to move in.**

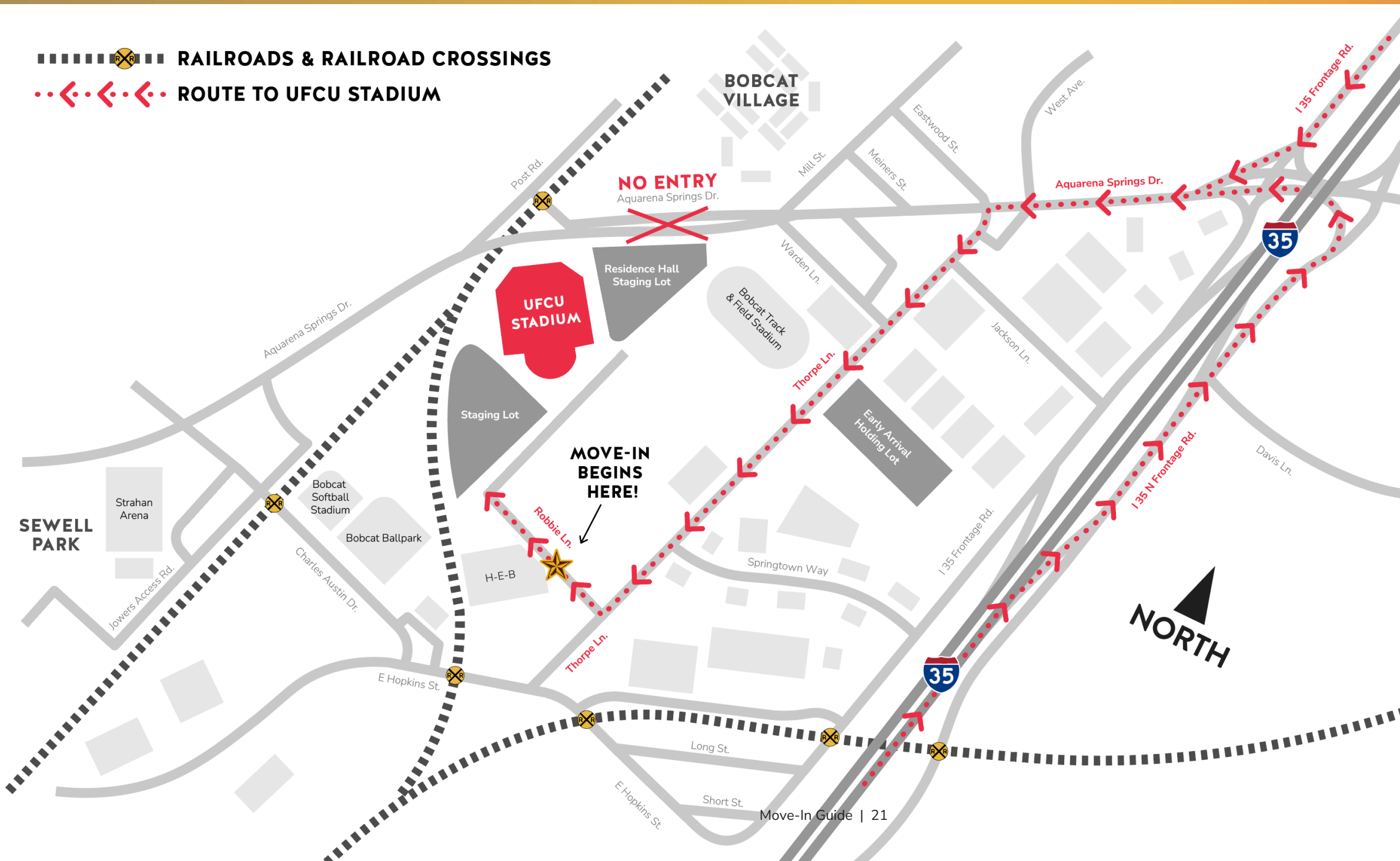
**When sending mail to your on-campus address, please be sure to address your mail with the following information so that we can get your mail to you!**

STUDENT NAME  
Building Address  
Room Number  
San Marcos, TX 78666

# NAVIGATING TO UFCU STADIUM

 RAILROADS & RAILROAD CROSSINGS

 ROUTE TO UFCU STADIUM



## DO NOT ARRIVE EARLY

To avoid potential delays, head to UFCU Stadium via Robbie Ln. no more than 15-minutes before your scheduled move-in time. **Early arrivals will not be permitted** and will be re-directed to a holding lot on Thorpe Ln. until their scheduled move-in time.

## REVIEW YOUR HALL ROUTE

Each residence hall has their own unique route departing from UFCU Stadium. Please review this route prior to arriving for your move-in appointment, and follow color coded routes around campus. Avoid using apps such as Google Maps to navigate as there will be road closures around campus.



**SCAN HERE  
FOR YOUR  
HALLS  
ROUTE**

# DEPARTMENT OF HOUSING AND RESIDENTIAL LIFE

reslife.txst.edu

512.245.4663

reslife@txstate.edu



**txstatehousing**



**txstatehousing**



**texasstatehousing**

## The Texas State University System Board of Regents

Alan L. Tinsley, Chairman, Madisonville | Stephen Lee, Vice Chairman, Bastrop | Charlie Amato, Regent, San Antonio

Duke Austin, Houston | Sheila Faske, Rose City | Russel Gordy, Houston | Dionicio (Don) Flores, El Paso

Tom Long, Frisco | William F. Scott, Nederland | Olivia Discon, Student Regent, Huntsville

Texas State University is an equal employment opportunity employer and takes affirmative action to employ covered veterans and people with disabilities.

This information is available in an alternate format upon request from the Office of Disability Services.